

# Learning Spatiotemporal Features via Video and Text Pair Discrimination

Tianhao Li   Limin Wang<sup>\*</sup>

State Key Laboratory for Novel Software Technology, Nanjing University, China

**Abstract.** Current video representations heavily rely on learning from manually annotated video datasets which are time-consuming and expensive to acquire. We observe videos are naturally accompanied by abundant text information such as YouTube titles and Instagram captions. In this paper, we leverage this visual-textual connection to learn spatiotemporal features in an efficient weakly-supervised manner. We present a general cross-modal pair discrimination (CPD) framework to capture this correlation between a video and its associated text. Specifically, we adopt noise-contrastive estimation to tackle the computational issue imposed by the huge amount of pair instance classes and design a practical curriculum learning strategy. We train our CPD models on both standard video dataset (Kinetics-210k) and uncurated web video dataset (Instagram-300k) to demonstrate its effectiveness. Without further fine-tuning, the learnt models obtain competitive results for action classification on Kinetics under the linear classification protocol. Moreover, our visual model provides an effective initialization to fine-tune on downstream tasks, which yields a remarkable performance gain for action recognition on UCF101 and HMDB51, compared with the existing state-of-the-art self-supervised training methods. In addition, our CPD model yields a new state of the art for zero-shot action recognition on UCF101 by directly utilizing the learnt visual-textual embeddings. The code will be made available at <https://github.com/MCG-NJU/CPD-Video>.

**Keywords:** Spatiotemporal Feature Learning; Video and Text Pair Discrimination

## 1 Introduction

Deep learning has made a remarkable progress for visual recognition in both image and video domain [30,20,3,12] by training powerful neural networks on large-scale manually annotated datasets (e.g., ImageNet [5] and Kinetics [27]). More importantly, it is well-established that this supervised pre-training on large-scale datasets would benefit the downstream tasks (e.g., object detection [45], pose estimation [19], and temporal action detection [70]), in particular when the target datasets are relatively small. Yet, annotating a large-scale dataset for training

---

<sup>\*</sup> Corresponding author (lmwang@nju.edu.cn).

such deep neural networks is costly and time-consuming, and even more challenging for video due to complex temporal structure and more diverse semantics. As a result, the existing video datasets size is still smaller than ImageNet in terms of training samples and classes. On the other hand, videos contain richer structure with abundant side information such as motion [7,38], audio [1,29], and text [36,51]. It is expected that these associated modalities could provide useful cues to learn an effective spatiotemporal representation in a more efficient weakly-supervised or self-supervised way.

Language or text is probably the most common and natural way to describe the semantic information of a video, and thereby the associated textual information could be easily acquired when collecting video dataset [46,36]. For example, a movie clip is equipped with the script, and a web video is accompanied by title or caption uploaded by user. These abundant textual information has turned out to be useful cues to learn a **high-level visual-text embedding** [51,36], which could be deployed or fine-tuned for text-to-video retrieval or video captioning. We argue that this correlation between a clip and its associated text could be further investigated in a more fundamental way for **visual representation learning**. However, intuitively, it is more challenging to learn a general visual representation solely from noisy text information due to the lack of careful initialization, effective objectives, and well-designed training strategy.

In this paper, we address the challenging problem of learning effective spatiotemporal features from noisy and diverse textual information, which could serve as the basis for a variety of downstream tasks such as example-based recognition without any fine-tuning, action recognition in a smaller target dataset with fine-tuning, and zero-shot action classification. Basically, we learn a mapping of text and video into a shared embedding space and leverage their correlation as supervision signal. The technical difficulty is how to design an effective objective function, that is capable of modeling this complex visual-textual correlation and as well easily optimized by training from scratch on noisy datasets. Inspired by unsupervised feature learning in images [64,52], we present a general cross-modal pair discrimination (CPD) framework, which tries to recognize each video and text pair into a class via a non-parametric classifier. To solve the computational issues imposed by the huge numbers of pair classes, we adapt noise-contrastive estimation technique [16] to approximate the original loss function.

Specifically, we investigate the proposed CPD framework from web videos with the associated title or caption that could be directly crawled from web platforms such as YouTube [27] and Instagram. As our main goal is to learn general spatiotemporal representations as good initialization for downstream visual tasks, we utilize the off-the-shelf language models such as BERT [6] or Skip-Thoughts [28] to extract textual features. For video modeling, we resort to the recent 3D convolutional neural networks (3D CNNs) [54,12]. We design a curriculum learning strategy to progressively train our CPD framework: first train video models alone, and then jointly fine tune video and text networks. Experimental results imply this training scheme is helpful to relieve the training difficulty and improve the effectiveness of learned CPD models.

We mainly demonstrate the effectiveness of CPD on the task of spatiotemporal representation learning, which are trained from both a traditional video dataset (Kinetics-210k) and a new uncured web video dataset (Instagram-300k). A main purpose of weakly-supervised representation learning is to test its generalization ability on a variety of tasks. First, without any further fine-tuning, we report the performance of action recognition on the Kinetics dataset [27] by using shallow classifiers such as k-NN and linear classifier, following a common protocol in unsupervised learning [64]. It shows that our learned spatiotemporal features obtain promising results which are comparable to some supervised learning methods on the Kinetics dataset [27]. Then, we investigate the generalization power of learned spatiotemporal features of CPD by fine-tuning on the Kinetics [27], UCF101 [49] and HMDB51 [31] datasets, demonstrating that our method obtain superior performance to previous state-of-the-art self-supervised method. In addition, we test CPD on learning visual-textual embedding by reporting performance for zero-shot action classification, which demonstrates that our CPD is able to yield a new state of the art on this challenging task.

## 2 Related Work

**Motion, Audio, and Text.** Multi-modal information in videos provides natural cues for learning deep models. Motion or temporal information has been studied as to design proxy tasks to assist cross-modal learning, such as optical flow or tracking [38,61], frame prediction [7,56], or high-level temporal structure [63,66,14]. As most video contain synchronized audio and visual signals, audio information has served another common modality to supervised visual learning [2,1,29]. However, both motion and audio information seem low-level signals and may lack high-level semantic for cross-modal learning. Speech or text has been widely studied as another cross-modal setting in video learning [51,36,10,35,41,42]. These works mainly aimed to learn a joint video-text embedding where visual and textual cues are adjacent if they are semantically. However, these works focused on learn high-level visual-textual relation where they ignore the fundamental issue of visual representation learning by using the off-the-shelf models as feature extractors. Instead, our proposed CPD framework aims at learn general and effective spatiotemporal features which could serve the basics for a variety of downstream video tasks.

**Supervised Video Representation.** Since the breakthrough of AlexNet [30] in image recognition for representation learning, huge numbers of video-based deep models have been developed for action recognition [26,48,53,68,59,58,60,12]. Two-stream networks [48] turned to be the first successful deep architectures for video recognition by introducing optical flow for motion modeling and the following works tried improve two-stream method from fusion [13] or speed [68] aspects. As the large-scale video dataset (e.g., Sports 1M [26], Kinetics [27]), 3D convolutional neural networks (3D CNNs) [25] started to be popular in video recognition [53] as it only required to input RGB frames to learn spatiotemporal features directly. Recent advanced architectures focused on improving 3D CNNs

from aspects of spatial-temporal factorization [54,44], relation modeling [58,60], or sampling scheme [12]. Another research line has shifted to modeling long-range temporal structures with longer temporal convolutions [55], sparse sampling and aggregation [59], or LSTM [39,9,65]. All these deep models are based on training from a human annotated dataset. Our CPD framework aims to investigate in an orthogonal direction by training deep architecture in a weakly-supervised manner.

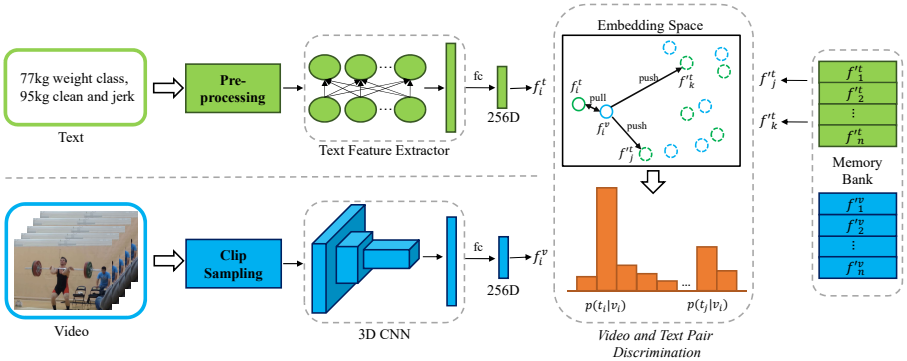
**Self/Weakly Supervised Video Representation.** Self supervised representation was popular in both image and video domains in the last few years by training a model on a carefully designed proxy task. In image domain, for instance, these tasks could be predicting the image context [8], counting the objects [40], converting gray images to color one [69], keeping global and local consistency [22]. In video domain, typical examples include frame prediction [7,56], optical flow estimation [38,71,24], instance tracking [61,62], temporal order or structure prediction [37,14,63,66]. These learnt representations may capture some aspects of low-level image or video structures, yet it might be not optimal for semantic tasks. Some cross-modal self-supervised tasks was proposed to enhance single-modality representation power and typical example is audio-visual representation learning [2,1,29]. To further improve descriptive power of self-supervised representation, some weakly-supervised methods were developed by utilizing more semantic information obtained in automatic way, such as web search engine [4,15], and hashtag [33]. Different from these methods, our CPD framework explore a new instance-level discriminative training scheme to learn general spatiotemporal representations from the correlation between a clip and its associated text with. Our CPD is inspired by these low-level instance discrimination framework [64,52], but extend to video domain and use more semantic pair (i.e., text and video) discrimination for spatiotemporal feature learning, and we believe this semantic pair discrimination is more useful for representation learning than low-level instance discrimination.

### 3 Cross-Modal Pair Discrimination

In this section we provide an detailed description on our proposed *cross-modal pair discrimination* (CPD) for weakly supervised spatiotemporal feature learning. First, we present the whole framework and analyze its important properties. Then, we describe the training strategy of CPD framework. Finally, we introduce text and video feature extraction networks.

#### 3.1 Framework and analysis

Our goal is to propose a weakly supervised representation learning method by exploiting the correlation between each video clip and its associated text information, which could be easily obtained from a variety of sources such as YouTube titles, Instagram captions and automatic speech recognition (ASR). It is generally assumed that these text information contains semantic information, but also



**Fig. 1.** The pipeline of our cross-modal pair discrimination (CPD) framework. First, the visual and text are fed into modality-specific networks for feature extraction. Then, the visual and textual features are mapped into a common 256-dimensional space. The cross-modal framework is learned via video and text pair discrimination, which tries to make corresponding pairs closer than other inconsistent pairs using a softmax criteria. The learnt spatiotemporal features could be deployed directly or fine-tuned for downstream tasks.

might be noisy and irrelevant. Therefore, from technical perspective, we need to design an effective objective function and training strategy to capture this semantic correlation and as well also suppress the effect of noisy and irrelevant information. To this end, we devise a video-text pair discrimination objective and a curriculum learning strategy as follows.

More formally, as shown in Figure 1, we aim to learn a modality-specific embedding function  $\mathcal{F}_v$  and  $\mathcal{F}_t$  for the visual and textual information from a set of  $N$  video clips and their associated textual information  $\{(v_i, t_i)_{i=1}\}^N$ . Let  $\mathbf{f}_i^v$  and  $\mathbf{f}_i^t$  denote  $\mathcal{F}_v(v_i)$  and  $\mathcal{F}_t(t_i)$ , respectively. These embedding functions would map these two modality into a common space (i.e.,  $f_i^v \in \mathbb{R}^d$  and  $f_i^v \in \mathbb{R}^d$ ), and related visual and text information should be close to each other. The embedding functions could be implemented by neural networks which will be clarified in next section. We first focus on how to devise objective function to optimize these embedding functions. Inspired by the work of unsupervised learning in images [64], we design a cross-modal pair discrimination objective to learn these two embedding functions.

**Self-instance discrimination.** In the original instance-level discrimination framework [64], each image is treated as a distinct class and it would learn a classifier to categorize each image into its own class. This framework could be naturally extended into the setting of video and text pair by directly using feature concatenation, and we call this extension as *self-instance discrimination*. Formally, this video-text level instance discrimination objective could be implemented with the following softmax criterion:

$$p(i|(v, t)) = \frac{\exp(\mathbf{w}_i^{vT} \mathbf{f}^v + \mathbf{w}_i^{tT} \mathbf{f}^t)}{\sum_{j=1}^N \exp(\mathbf{w}_j^{vT} \mathbf{f}^v + \mathbf{w}_j^{tT} \mathbf{f}^t)}, \quad (1)$$

where the  $i^{th}$  video-text pair define a class  $i$ ,  $(\mathbf{w}_i^v, \mathbf{w}_i^t)$  is a weight for class  $i$ , and the class number is equal to training sample number  $N$ . This class weight represent a class prototype for each video-text instance and is probably not easy to optimize as we only have a single sample for each class. Thus, the above parametric classifier could be refined with the following non-parametric variant:

$$p(i|(v, t)) = \frac{\exp(\mathbf{f}_i^{vT} \mathbf{f}^v / \tau + \mathbf{f}_i^{tT} \mathbf{f}^t / \tau)}{\sum_{j=1}^N \exp(\mathbf{f}_j^{vT} \mathbf{f}^v / \tau + \mathbf{f}_j^{tT} \mathbf{f}^t / \tau)}, \quad (2)$$

where  $\tau$  is a temperature parameter to control the class concentration level and our training objective is to optimize the likelihood  $\prod_{i=1}^N p(i|(v_i, t_i))$ . This straight forward extension shares the advantage of instance-level discrimination by directly modeling in the joint video-text space. Yet, in fact, the semantic information of text modality is higher than video pixels and we aims at learning video features with the supervision of textual information. To meet this requirement, we propose a refined objective function from the perspective of conditional distribution.

**Cross-pair discrimination.** According to the above analysis, we design the objective function by considering conditional distribution  $p(i_t|v)$  and  $p(i_v|t)$  rather than implicitly modeling distribution  $p(v, t)$ . Specifically, we design the following conditional distribution:

$$p(i_t|v) = \frac{\exp(\mathbf{f}_i^{tT} \mathbf{f}^v / \tau)}{\sum_{j=1}^N \exp(\mathbf{f}_j^{tT} \mathbf{f}^v / \tau)}, \quad (3)$$

where  $i^{th}$  text define a text class  $i_t$ , and both  $\mathbf{f}^t$  and  $\mathbf{f}^v$  with unit-norm constraint. The conditional distribution  $p(i_v|t)$  could be defined at the same way. We call this framework as *cross-pair discrimination*, and during training phase, the objective is to maximize the likelihood  $\prod_{i=1}^N p(i_t|v_i) \prod_{i=1}^N p(i_v|t_i)$ . The key difference between Equation (2) and (3) is that we propose to use cross-correlation term  $\mathbf{f}^{tT} \mathbf{f}^v$  to replace the self-correlation term  $(\mathbf{f}^{vT} \mathbf{f}^v + \mathbf{f}^{tT} \mathbf{f}^t)$ . This cross correlation is more effective to capture the mutual information between visual and textual information, and thereby better at guiding the spatiotemporal feature learning from video with text information as supervision.

**Ranking loss.** There is some common ranking loss for cross-modal matching. To well study the effectiveness of proposed cross-modal pair discrimination objective, we also compare with a baseline of ranking loss, which is defined as follows:

$$\mathcal{L}(v_i, t_i) = \frac{1}{n-1} \sum_{j \neq i} \max(0, \delta + \mathcal{S}(\mathbf{f}_j^t, \mathbf{f}_i^v) - \mathcal{S}(\mathbf{f}_i^t, \mathbf{f}_i^v)), \quad (4)$$

where each video  $v_i$  has a associated text  $t_i$  and unrelated text  $t_j$  from current batch.  $\mathcal{S}(\mathbf{f}_j^t, \mathbf{f}_i^v)$  is the cosine similarity,  $n$  is the batch size and  $\delta$  is a margin. We apply Equation (4) in both ways of video with its associated text and text with its video. In experiment, we empirically compare this ranking loss with our designed cross-pair discrimination objective.

### 3.2 Training CPD

The training of CPD framework needs to address two technical issues: (1) large number of video-text pair classes; (2) optimization difficulty on noisy video-text datasets by training from scratch.

**Noise-contrastive estimation.** In training stage, we adopt noise-contrastive estimation technique [16] to approximate Equation (3) to solve the computational issues by the huge numbers of pairs. The basic idea is to transform the multi-class classification problem in Equation (3) into a set of binary classification problem. In the binary classification task, the task is to distinguish between data sample and noise sample. The approximate training objective is to minimize the following loss function:

$$\mathcal{L} = -\mathbb{E}_{P(v)} \left\{ \mathbb{E}_{P_d(i_t|v)} [\log h(i_t, v)] + m \mathbb{E}_{P_n(i'_t|v)} [\log (1 - h(i'_t, v))] \right\}, \quad (5)$$

where  $h(i_t, v) = \frac{p(i_t|v)}{p(i_t|v) + m p_n(i_t|v)}$ ,  $P_d(i_t|v)$  is the actual data distribution and  $P_n(i'_t|v)$  is the uniform distribution for noise, and  $m$  denotes the noise frequency. To compute  $p(i_t|v)$  efficiently and avoid large memory consumption, following [64], we maintain a **memory bank** to store the visual and textual features for each training pair. The memory bank is updated dynamically during the training procedure.

**Curriculum learning.** To handle the optimization difficulty of directly training from scratch on noisy video-text dataset, we present a curriculum training strategy by resorting to the existing unsupervised pre-trained language models. To relieve the training difficulty, our curriculum learning strategy divides the training procedure into two stages. In the first stage, we fix the pre-trained language model and only update the parameters of visual model and embedding function. The motivation is that the language model is pre-trained well using corpus much larger than ours and the video model is totally trained from scratch. If we train both models simultaneously in the beginning, the random noise produced by video model will destroy the parameters of language model. In the second stage, after the good initialization of video model, we start to jointly train the visual-textual model with a smaller learning rate.

### 3.3 Architecture design

After the presentation of CPD framework and its training strategy, we are now ready to describe its network architectures. Our CPD present a general framework for weakly-supervised spatiotemporal feature learning by exploiting the correlation between video and text pairs. To study the effectiveness of CPD framework, we instantiate CPD with different network architectures.

**Video architecture.** For video representation, we use the 3D CNNs to extract spatiotemporal features from a video clip. Specifically, we randomly sample 8 frames from each video clip and sampling stride is 4. Following the implementation of slow stream in the recent SlowFast [12], all filters from  $conv_1$  to  $res_3$  degenerate temporal convolutions into 2D convolution kernels and it only reserves

3D convolution kernels in  $res_4$  and  $res_5$  without temporal downsampling. We try two kinds of network architectures: (1) 3D ResNet34 trained on  $112 \times 112 \times 8$  volumes and (2) 3D ResNet50 trained on  $224 \times 224 \times 8$  volumes. The first tiny network is efficient for ablation study and then we transfer its optimal setting to the larger backbone and frame resolution. We also add a mapping layer to transform the visual features into 256-dimensional embedding space  $\mathbf{f}^v$  and this 256-d vector is  $\ell_2$ -normalized.

**Text architecture.** Our textual stream subnetwork is based on the off-the-shelf language models. We choose Skip-Thoughts [28] and DistilBERT [6,47] as our textual encoders. Skip-Thoughts is an unsupervised sentence encoder, pre-trained by reconstructing the surrounding sentences of the continue text in books. We use combine-skip vectors extracted from Skip-Thoughts as text feature which is 4800 dimensional. BERT [6] encodes long sentences by predicting the missing words given their bidirectional context, and DistilBERT achieves comparable performance with a faster and lighter model via knowledge distillation [21]. We average word embeddings of title generated by DistilBERT and obtain 768 dimensional text feature. Finally, two fully connected layers with ReLU and Batch Normalization [23] are added to our textual encoder to obtain textual feature  $\mathbf{f}^t$  in the common embedding space, which is also  $\ell_2$ -normalized.

## 4 Experiments

In this section, we present the experimental results of our proposed CPD framework. First, we describe the training and evaluation datasets with implementation details. Then, we conduct ablation study on our proposed CPD framework. Finally, we verify the effectiveness of CPD from three aspects: weakly-supervised representation learning, representation transfer, and zero-shot classification.

### 4.1 Datasets

In our experiments, we pre-train our weakly supervised representation learning method on two video datasets: Kinetics-210k [27] and Instagram-300k. To evaluate our learned spatiotemporal feature, we fine-tune the video model on two challenging human action datasets: UCF101 [49] and HMDB51 [31].

**Kinetics-210k.** Following recent self-supervised methods [57,29,17], we utilize Kinetics [27] dataset for weakly-supervised pre-training. It is often called Kinetics-400 since it has 400 action classes, but we count training video number as we do not use any class information for weakly-supervised representation learning. Due to invalid urls and data cleaning, the collected dataset contains around 210k video-text pairs, and thus we call this dataset as **Kinetics-210k**. To construct video-text pairs, we equip each clip with the video title directly crawled from YouTube, termed as **Kinetics-title**. As the original title may be very noisy, we pre-process the text information in two ways. First, we delete special symbols and characters such as non-English words and emoji, termed



as **Kinetics-title-clean**. Second, we use StanfordNLP [43] to obtain the dependency tree of sentences in titles and only reserve verbs and nouns, named **Kinetics-title-tree**. We provide an analysis on Kinetics titles in Section. A.1 of the Appendix.

**Instagram-300k**. To avoid data bias in Kinetics caused by human annotation (i.e., trimmed videos with an action), we further verify the effectiveness our CPD model on a purely web video dataset [11]. This new dataset is constructed from Instagram by searching action label of Kinetics-400 but without any manual filtering. Due to limited computation resource, we randomly sample 300k from the original web video dataset, termed as **Instagram-300k**. All these videos are less than 60 seconds and accompanied by captions uploaded by users. This dataset is uncured and noisy in both textual and visual distribution. We trim each video to 20 seconds from the middle of it and delete special symbols and characters in captions. An visualization analysis on Instagram caption are provided in Section. A.2 of the Appendix.

**UCF101 and HMDB51**. We evaluate the generalization of our pre-trained models by fine-tuning on two small human action datasets: UCF101 [49] and HMDB51 [31], which contain 13k videos of 101 classes and 7k video of 51 classes respectively. We report ablation study on the first split and report average performance over three splits for fair comparison.

## 4.2 Implementation details

**Weakly supervised learning of CPD**. We train our CPD model on video-text dataset and use video-text retrieval on 1k unseen video-text pairs as validation set duration training. To keep a balance between temporal receptive field and GPU memory consumption, 8 frames are sampled from each video clip and the sampling stride is 4. we perform multi-scale cropping, random horizontal flip for data augmentation. We use SGD to optimize our objective and the training parameters include a momentum of 0.9 and 1e-4 for weight decay. We set temperature parameter  $\tau = 0.07$  and noise frequency  $m$  to 4096. In the beginning, we fix the pre-trained language model and the learning rate is set as 0.2. When the retrieval performance on validation set saturates (170 epochs for 3D ResNet34 and 110 epochs for 3D ResNet50), we start to update the language model with learning rate of 3e-5 and decrease the rest learning rate to 0.02. The maximize training number is 250 epochs. For input size of  $112 \times 112 \times 8$ , the mini-batch size is 64 clips per GPUs and 16 clips per GPUs for input size of  $224 \times 224 \times 8$ , and we use 8 GPUs for training. More training details can be found in Section. B of the Appendix.

**Evaluation on representation learning**. We first verify our CPD learned representation by employing a shallow classifier on *frozen features*, following a common protocol in self/weakly supervised representation learning [64]. In this experiment, we pre-trained our CPD on Kinetics-210K datasets and report performance on its validation set. Specifically, we utilize k-Nearest Neighbor (kNN) and linear classifier based on extracted features for classification. For feature extraction, we sample 10 clips from each video and each clip contains 8 frames

**Table 1.** Comparison on different loss functions on task of representation transfer on UCF101 split1.

Objective function	Accuracy(%)
Random init.	50.0
Ranking loss	79.9
Self-instance discrimination	51.1
Cross-pair discrimination	<b>82.2</b>

with 4 sampling stride. The 256-dimensional embedding feature and the output of global average pooling after *res5* are extracted as feature representation. The extracted features over 10 clips in a video are averaged as video representation. We choose cosine distance as distance metric in kNN and set  $k = 25$ . As for linear classifier, a fully connected layer after Batch Normalization is added with cross-entropy loss. We adopt Adam with learning rate of 1e-3 and reduce by a factor of 10 every 10 epochs, stopping at 30 epochs.

**Evaluation on representation transfer.** A main goal of representation learning is to transfer them to downstream tasks. We fine-tune the learned spatiotemporal representation on the UCF101, HMDB51 and small fraction of Kinetics-400. During fine-tuning, 16 frames with stride 4 are sampled as input. We simply replace the embedding layer of video model with a new fully-connected layer and multi-way softmax for action recognition. We adopt the same procedure of data augmentation with weakly supervised pre-training. The classifier is trained using Adam optimizer with an initial learning rate 1e-4 and weight decay 5e-4. Learning rate is decay twice by the factor of 10 when the validation loss saturates. During testing, for each video, we uniformly sample 10 clips and each clip contains 3 crops, following the common practice [12].

**Evaluation on zero-shot classification** Our learnt visual-textual embedding could be used for zero-shot classification on Kinetics and UCF101 without any fine-tuning. We regard class labels as text information and pass them to our pre-trained textual subnetwork, transforming class labels to class feature in embedding space. Also, for each video we uniformly crop 10 clips which contains 8 frames with 4 sampling stride and spatial size of  $128 \times 128$  or  $256 \times 256$ . 10 clips are passed into visual subnetwork and averaged as video feature. The video is recognized as closest class with cosine metric.

### 4.3 Ablation study

In this subsection, we perform ablation study on our CPD from aspects: objective design, training strategy, textual information. In this study, we pre-train our CPD models on Kinetics-210k dataset and choose the task of representation transfer by finetuning on UCF101 split 1 for evaluation.

**Objective function.** We compare three objective functions for cross-modal pair discrimination described in Section 3.1. In this study, we pre-train models on Kinetics-title-clean and utilize DistilBERT as textual encoder without fine-tuning. The experimental results are reported in Table 1. From the results, we can see self-instance discrimination almost has no contribution to learn effective representation as there is no cross-modal correlation modeling. Cross-pair dis-

**Table 2.** Comparison on different training strategies. All these strategies are pre-trained on Kinetics-title-clean and evaluated by fine-tuning on UCF101 split 1.

Training Strategy	Accuracy(%)
Random init.	50.0
Direct fine-tuning	81.3
Curriculum learning stage I	82.2
Curriculum learning stage II	<b>84.2</b>

**Table 3.** Comparison of difference datasets and textual encoders on task of representation transfer on UCF101 split1. Rel. indicates the percentage of words in titles that are relevant to action labels.

Dataset	Rel.(%)	Textual encoder	Accuracy(%)
Random Init.	-	-	50.0
Kinetics-title-tree	46.3	Skip-Thoughts	76.4
Kinetics-title-tree	46.3	DistilBERT	82.1
Kinetics-title-clean	26.0	DistilBERT	<b>84.2</b>

crimination gives a better performance than ranking loss as cross-pair discrimination can construct negative video-text pairs from entire dataset while ranking loss is only optimized by negative pairs from current batch. In the remaining experiments, we choose the cross-pair discrimination as objective function by default.

**Curriculum learning.** We design different training strategies to handle the difficulty of optimizing on noisy video-text datasets from scratch. The first strategy is to fine-tune the pre-trained textual encoder directly at the beginning. Also we experiment the performance of stage I and stage II of curriculum learning proposed in Section 3.2. All these strategies are pre-trained on Kinetics-title-clean. The numerical results are summarized in Table 2. From the results, we see all of these strategies yield a performance gain compared to learning from scratch. And fixing the pre-trained language model gives better performance than direct fine-tuning at the beginning (+0.9%). We ascribe this to the fact that the random noise produced by video model destroy the well pre-trained textual encoder at the beginning. Also, fine-tuning the language model after the video model is well initialized further boost the accuracy by 2.0%.

**Different textual information.** An important component in our CPD model is textual information. In this experiment, we compare textual information from different datasets and textual encoders. We choose video-text pairs from Kinetics-title-tree, Kinetics-title-clean datasets and utilize Skip-Thoughts, DistilBERT as a textual extractor. The experimental results are reported in Table 3. First, We provide an analysis of the relationship between title and action label. The title contains 26% words which are relevant to action labels for Kinetics-title-clean and 46.3% for Kinetics-title-tree dataset. The results show that titles contain more noisy information than action class. In addition, abundant and video-specific text information benefits to train our CPD model according to the performance difference between Kinetics-title-tree and Kinetics-title-clean (82.1% vs. 84.2%). Although the textual information in latter dataset is less relevant to action label and keep more noisy words than former one, it still achieves better

**Table 4.** Top-1 classification accuracies on Kinetics-400 validation set to evaluation on weakly-supervised representation learning. The methods of first three rows trained with manually annotated action class of Kinetics-400 as supervision, while our CPD models leverage noise text information as weak supervision on Kinetics-210k and Instagram-300k.

Backbone	Pre-trained Sup.	Layer (Dim)	kNN	LC
RGB-Stream [27]	Kinetics-400 Label	-	-	56.0
3D-ConyNet [27]	Kinetics-400 Label	-	-	56.1
3D ResNet34 [18]	Kinetics-400 Label	-	-	60.1
3D ResNet50 [18]	Kinetics-400 Label	-	-	61.3
3D ResNet50 (ours)	Kinetics-400 Label	-	-	73.2
SlowFast(R50) [12]	Kinetics-400 Label	-	-	77.0
ResNet50	ImageNet Label	res5 (2048)	42.8	56.1
3D ResNet34	Instagram-300k Caption	emb (256)	34.5	37.3
3D ResNet34	Instagram-300k Caption	res5 (512)	36.1	44.6
3D ResNet50	Instagram-300k Caption	emb (256)	51.1	51.7
3D ResNet50	Instagram-300k Caption	res5 (2048)	51.1	55.4
3D ResNet34	Kinetics-210k Title	emb (256)	49.9	50.8
3D ResNet34	Kinetics-210k Title	res5 (512)	50.1	53.3
3D ResNet50	Kinetics-210k Title	emb (256)	58.0	59.6
3D ResNet50	Kinetics-210k Title	res5 (2048)	<b>58.2</b>	<b>63.8</b>

performance, which proves that our CPD models can generalize to real-world data. For textual encoder, stronger language model such as DistilBERT is of great assistance to train a better video model (76.4% vs. 82.1% in Kinetics-title-tree dataset) since it is hard to handle noisy textual information by a shallow textual encoder (e.g., Skip-Thoughts). In the remaining experiments, we employ the spatiotemporal feature pre-trained on Kinetics-title-clean with DistilBERT as textual encoder.

#### 4.4 Evaluation on representation learning

To evaluate our learned representation, we report the classification performance on validation set of Kinetics via training shallow classifiers on *frozen features* as shown in Table 4. We compare our method with those networks [27,18,12] trained with annotated action label in an end-to-end manner. For fair comparison, we also train the same architecture of 3D ResNet50 from scratch by ourselves on the Kinetics dataset (denoted as 3D ResNet50-ours). We perform kNN classifiers and linear classifiers (LC) on the 256-dimensional embedding features or features from global average pooling after *res5*, which is 512-dimensional for 3D ResNet34 and 2048-dimensional for 3D ResNet50. In this shallow learning setting, we also compare with ImageNet pre-training representation (ResNet50) by using the same classifier. The experimental results demonstrate that:

- First, the 256-dimensional embedding feature of 3D ResNet50 outperforms methods proposed in [27] yet our feature is highly compact, which is much cheaper for storage and inference and also friendly to search-based tasks.
- Second, the learned feature of 3D ResNet34 is comparable to previous fully supervised methods [27,18]. We also note that there is still performance gap between our CPD learnt representation with those fully supervised networks such as SlowFast [12].

**Table 5.** Results of classification with small amount of labeled data on Kinetics-400 validation set (showing top-1/top-5 accuracy). We utilize 3D ResNet34 as backbone and pre-train it on Kinetics-210k and Instagram-210k. Ours are significantly better than the training from scratch, especially in the setting of extremely limited labeled data..

Methods	The Amount of Labeled Data		
	1%	10%	20%
From scratch	0.3 / 1.3	10.7 / 28.5	33.3 / 60.0
Ours (Instagram-300k)	18.7 / 37.9	41.3 / 68.13	47.4 / 73.7
Ours (Kinetics-210k)	25.9 / 47.4	43.1 / 70.1	47.8 / 74.0

- Third, our *res5* feature of ResNet50 achieves a higher performance than these fully supervised ImageNet pre-trained features under the same shallow classifier.
- Finally, our 3D ResNet50 model pre-trained on noisy and uncurated data from Instagram-300k dataset still achieves comparable performance when directly testing on unseen videos without any fine-tuning, demonstrating the robustness and generalization ability of the learnt features.

#### 4.5 Evaluation on representation transfer

**Results on Kinetics.** Our weakly-supervised pre-trained representation can be an efficient initialization when training the model with only a small amount of labeled data. We randomly choose a small fraction of Kinetics-400 training set as labeled data and fine-tune the pre-trained model on it. We report the performance of top-1 and top-5 accuracy which is trained on labeled subset of 1%, 10% and 20% of the entire dataset in Table 5. We compare our method with training from scratch as baseline. Our method significantly surpasses the baselines on all present proportion of labeled subset especially when the amount of labeled data is extremely small. When only 1% of data is labeled, training from scratch can not learn anything yet our model achieves 18.7% and 25.9% top-1 accuracy. In addition, we outperform 30% when training on 10% of labeled data.

**Results on UCF101 and HMDB51.** Transferring learned representation to downstream tasks is a main goal of representation learning. We transfer them to action recognition task on small datasets, such as UCF101 and HMDB51. In Table 6, we compare our CPD model pre-trained on Instagram-300k and Kinetics-210k with a randomly initialized network, fully supervised methods [18] and several self-supervised methods, including Shuffle & Learn [37], CMC [52], OPN [32], O3N [14], MASN [57], COP [67], DPC [17], and AVTS [29] on UCF101 and HMDB51 over three splits. As shown in Table 6, our CPD model of 3D ResNet50 with spatial input size of  $224 \times 224$  performs better than other methods on UCF101 and HMDB51, which even surpasses the performance of strong supervised training models (3D ResNet34 pre-trained with manually annotated action labels on Kinetics and VGGNet pre-trained on ImageNet). Furthermore, our CPD model of 3D ResNet34 with smaller input resolution achieves compa-

**Table 6.** Evaluation on spatiotemporal representation fine-tuning on UCF101 and HMDB51 over three splits. We compare our CPD model with other methods trained on different type of supervision.

Method	Supervision	Backbone	Pre-trained Dataset	UCF101	HMDB51
Random Init. [18]	-	3D ResNet18	-	42.4	17.1
ImageNet Pre-trained [48]	Image label	VGGNet	ImageNet	73.0	40.5
Kinetics Pre-trained [18]	Action label	3D ResNet34	Kinetics	87.7	59.1
Kinetics Pre-trained [18]	Action label	3D ResNet50	Kinetics	89.3	61.0
Shuffle & Learn [37]	Order verification	CaffeNet	UCF101/HMDB51	50.2	18.1
OPN [32]	Sequence order	VGGNet	UCF101/HMDB51	59.8	23.8
CMC [52]	Optical flow	CaffeNet	UCF101	55.3	-
O3N [14]	Odd-one-out	AlexNet	UCF101	60.3	32.5
MASN [57]	Motion	C3D	Kinetics-400	61.2	33.4
COP [67]	Clip order	3D ResNet10	UCF101	64.9	29.5
DPC [17]	Predict context	3D ResNet34	Kinetics-400	75.7	35.7
CBT [50]	Predict context	S3D	Kinetics-600	79.5	44.6
AVTS [29]	Audio	I3D	Kinetics-400	83.7	53.0
CPD (Ours)	Caption	3D ResNet34	Instagram-300k	82.0	52.4
CPD (Ours)	Caption	3D ResNet50	Instagram-300k	88.4	57.2
CPD (Ours)	Title	3D ResNet34	Kinetics-210k	83.5	53.2
CPD (Ours)	Title	3D ResNet50	Kinetics210k	<b>88.7</b>	<b>58.4</b>

**Table 7.** Top-1 accuracy of zero-shot classification on UCF-101 and Kinetics-400. We outperform other methods without any extra labeled data and training procedure after pre-training on Kinetics-210k.

Methods	UCF-101				Kinetics-400			
	Train	Test	Split	Acc.	Train	Test	Split	Acc.
Mettes [34]	-	101	3	32.8	-	-	-	-
Ours(3D ResNet34)	-	101	3	40.6	-	400	1	38.2
Ours(3D ResNet50)	-	101	3	39.9	-	400	1	43.7
Mettes [34]	-	50	10	40.4	-	-	-	-
Ours(3D ResNet34)	-	50	10	47.2	-	100	10	55.3
Ours(3D ResNet50)	-	50	10	44.8	-	100	10	57.4
Mettes [34]	-	20	10	51.2	-	-	-	-
Ours(3D ResNet34)	-	20	10	54.4	-	20	10	73.1
Ours(3D ResNet50)	-	20	10	58.1	-	20	10	74.4

rable performance to AVTS [29] with a strong backbone (I3D) and large input resolution, which leverages audio-visual temporal synchronization as proxy task. Finally, our CPD models pre-trained on Instagram-300k also get strong performance compared to above methods, which indicates that our methods can learn from truly noisy data.

#### 4.6 Evaluation on zero-shot classification

We evaluate our visual-textual embedding of CPD model with zero-shot classification on UCF101 and Kinetics-400 without any fine-tuning in Table 7. We transform class labels and video clips into the same embedding space and recognize the video clip to its closest class with cosine distance. We compare our method with Mettes *et al.* [34] which realizes zero-shot localization and classification of human action in video via spatial-aware object embeddings on UCF101. Following [34], we select different classes for 10 times and average their accuracies for testing except the class number is 101. We outperform for every

number of testing classes. For Kinetics-400, we achieve top-1 accuracy of 43.7% without fine-tuning and training label. In addition, top-1 accuracy of 20 random classes reaches to 74.4%, which shows the strong capability of our visual-textual embedding.

## 5 Conclusion

In this paper, we have presented a general cross-modal pair discrimination (CPD) framework to capture the correlation between a video clip and its associated text from real word and adopt noise-contrastive estimation to approximate the objective. Without fine-tuning, the learned models obtain competitive results for action classification on Kinetics dataset with a shallow classifier. Also, our visual models provide an effective initialization to fine-tune on the datasets of downstream task. In addition, our CPD model yields a new state-of-the-art for zero-shot action recognition on UCF101 by directly utilizing the learnt visual-textual embedding. In the future, we may consider designing more effective proxy tasks and efficient training strategies for learning spatiotemporal representations from noisy video and text pairs.

## References

1. Arandjelovic, R., Zisserman, A.: Look, listen and learn. In: IEEE International Conference on Computer Vision, ICCV 2017, Venice, Italy, October 22-29, 2017. pp. 609–617 (2017)
2. Aytaç, Y., Vondrick, C., Torralba, A.: Soundnet: Learning sound representations from unlabeled video. In: Advances in Neural Information Processing Systems 29: Annual Conference on Neural Information Processing Systems 2016, December 5-10, 2016, Barcelona, Spain. pp. 892–900 (2016)
3. Carreira, J., Zisserman, A.: Quo vadis, action recognition? A new model and the kinetics dataset. In: 2017 IEEE Conference on Computer Vision and Pattern Recognition, CVPR 2017, Honolulu, HI, USA, July 21-26, 2017. pp. 4724–4733 (2017)
4. Chen, X., Gupta, A.: Webly supervised learning of convolutional networks. In: 2015 IEEE International Conference on Computer Vision, ICCV 2015, Santiago, Chile, December 7-13, 2015. pp. 1431–1439 (2015)
5. Deng, J., Dong, W., Socher, R., Li, L., Li, K., Li, F.: Imagenet: A large-scale hierarchical image database. In: 2009 IEEE Computer Society Conference on Computer Vision and Pattern Recognition (CVPR 2009), 20-25 June 2009, Miami, Florida, USA. pp. 248–255 (2009)
6. Devlin, J., Chang, M., Lee, K., Toutanova, K.: BERT: pre-training of deep bidirectional transformers for language understanding. In: Proceedings of the 2019 Conference of the North American Chapter of the Association for Computational Linguistics: Human Language Technologies, NAACL-HLT 2019, Minneapolis, MN, USA, June 2-7, 2019, Volume 1 (Long and Short Papers). pp. 4171–4186 (2019)
7. Diba, A., Sharma, V., Gool, L.V., Stiefelhagen, R.: Dynamonet: Dynamic action and motion network. CoRR **abs/1904.11407** (2019)
8. Doersch, C., Gupta, A., Efros, A.A.: Unsupervised visual representation learning by context prediction. In: 2015 IEEE International Conference on Computer Vision, ICCV 2015, Santiago, Chile, December 7-13, 2015. pp. 1422–1430 (2015)

9. Donahue, J., Anne Hendricks, L., Guadarrama, S., Rohrbach, M., Venugopalan, S., Saenko, K., Darrell, T.: Long-term recurrent convolutional networks for visual recognition and description. In: CVPR. pp. 2625–2634 (2015)
10. Dong, J., Li, X., Xu, C., Ji, S., He, Y., Yang, G., Wang, X.: Dual encoding for zero-example video retrieval. In: IEEE Conference on Computer Vision and Pattern Recognition, CVPR 2019, Long Beach, CA, USA, June 16–20, 2019. pp. 9346–9355 (2019)
11. Duan, H., Zhao, Y., Xiong, Y., Liu, W., Lin, D.: Omni-sourced webly-supervised learning for video recognition. CoRR **abs/2003.13042** (2020), <https://arxiv.org/abs/2003.13042>
12. Feichtenhofer, C., Fan, H., Malik, J., He, K.: Slowfast networks for video recognition. CoRR **abs/1812.03982** (2018)
13. Feichtenhofer, C., Pinz, A., Zisserman, A.: Convolutional two-stream network fusion for video action recognition. In: CVPR. pp. 1933–1941 (2016)
14. Fernando, B., Bilen, H., Gavves, E., Gould, S.: Self-supervised video representation learning with odd-one-out networks. In: 2017 IEEE Conference on Computer Vision and Pattern Recognition, CVPR 2017, Honolulu, HI, USA, July 21–26, 2017. pp. 5729–5738 (2017)
15. Ghadiyaram, D., Tran, D., Mahajan, D.: Large-scale weakly-supervised pre-training for video action recognition. In: IEEE Conference on Computer Vision and Pattern Recognition, CVPR 2019, Long Beach, CA, USA, June 16–20, 2019. pp. 12046–12055 (2019)
16. Gutmann, M., Hyvärinen, A.: Noise-contrastive estimation: A new estimation principle for unnormalized statistical models. In: Proceedings of the Thirteenth International Conference on Artificial Intelligence and Statistics, AISTATS 2010, Chia Laguna Resort, Sardinia, Italy, May 13–15, 2010. pp. 297–304 (2010)
17. Han, T., Xie, W., Zisserman, A.: Video representation learning by dense predictive coding. CoRR **abs/1909.04656** (2019)
18. Hara, K., Kataoka, H., Satoh, Y.: Can spatiotemporal 3d cnns retrace the history of 2d cnns and imagenet? In: 2018 IEEE Conference on Computer Vision and Pattern Recognition, CVPR 2018, Salt Lake City, UT, USA, June 18–22, 2018. pp. 6546–6555 (2018)
19. He, K., Gkioxari, G., Dollár, P., Girshick, R.B.: Mask R-CNN. In: IEEE International Conference on Computer Vision, ICCV 2017, Venice, Italy, October 22–29, 2017. pp. 2980–2988 (2017)
20. He, K., Zhang, X., Ren, S., Sun, J.: Deep residual learning for image recognition. In: 2016 IEEE Conference on Computer Vision and Pattern Recognition, CVPR 2016, Las Vegas, NV, USA, June 27–30, 2016. pp. 770–778 (2016)
21. Hinton, G.E., Vinyals, O., Dean, J.: Distilling the knowledge in a neural network. CoRR **abs/1503.02531** (2015)
22. Hjelm, R.D., Fedorov, A., Lavoie-Marchildon, S., Grewal, K., Bachman, P., Trischler, A., Bengio, Y.: Learning deep representations by mutual information estimation and maximization. In: 7th International Conference on Learning Representations, ICLR 2019, New Orleans, LA, USA, May 6–9, 2019 (2019)
23. Ioffe, S., Szegedy, C.: Batch normalization: Accelerating deep network training by reducing internal covariate shift. In: Proceedings of the 32nd International Conference on Machine Learning, ICML 2015, Lille, France, 6–11 July 2015. pp. 448–456 (2015)
24. Jayaraman, D., Grauman, K.: Learning image representations tied to egomotion from unlabeled video. International Journal of Computer Vision **125**(1–3), 136–161 (2017)



25. Ji, S., Xu, W., Yang, M., Yu, K.: 3D convolutional neural networks for human action recognition. *IEEE Trans. Pattern Anal. Mach. Intell.* **35**(1), 221–231 (2013)
26. Karpathy, A., Toderici, G., Shetty, S., Leung, T., Sukthankar, R., Fei-Fei, L.: Large-scale video classification with convolutional neural networks. In: *CVPR*. pp. 1725–1732 (2014)
27. Kay, W., Carreira, J., Simonyan, K., Zhang, B., Hillier, C., Vijayanarasimhan, S., Viola, F., Green, T., Back, T., Natsev, P., Suleyman, M., Zisserman, A.: The kinetics human action video dataset. *CoRR* **abs/1705.06950** (2017)
28. Kiros, R., Zhu, Y., Salakhutdinov, R., Zemel, R.S., Urtasun, R., Torralba, A., Fidler, S.: Skip-thought vectors. In: *Advances in Neural Information Processing Systems 28: Annual Conference on Neural Information Processing Systems 2015*, December 7–12, 2015, Montreal, Quebec, Canada. pp. 3294–3302 (2015)
29. Korbar, B., Tran, D., Torresani, L.: Cooperative learning of audio and video models from self-supervised synchronization. In: *Advances in Neural Information Processing Systems 31: Annual Conference on Neural Information Processing Systems 2018, NeurIPS 2018*, 3–8 December 2018, Montréal, Canada. pp. 7774–7785 (2018)
30. Krizhevsky, A., Sutskever, I., Hinton, G.E.: Imagenet classification with deep convolutional neural networks. In: *Advances in Neural Information Processing Systems 25: 26th Annual Conference on Neural Information Processing Systems 2012*. Proceedings of a meeting held December 3–6, 2012, Lake Tahoe, Nevada, United States. pp. 1106–1114 (2012)
31. Kuehne, H., Jhuang, H., Garrote, E., Poggio, T.A., Serre, T.: HMDB: A large video database for human motion recognition. In: *IEEE International Conference on Computer Vision, ICCV 2011, Barcelona, Spain, November 6–13, 2011*. pp. 2556–2563 (2011)
32. Lee, H., Huang, J., Singh, M., Yang, M.: Unsupervised representation learning by sorting sequences. In: *IEEE International Conference on Computer Vision, ICCV 2017, Venice, Italy, October 22–29, 2017*. pp. 667–676 (2017)
33. Mahajan, D., Girshick, R.B., Ramanathan, V., He, K., Paluri, M., Li, Y., Bharambe, A., van der Maaten, L.: Exploring the limits of weakly supervised pre-training. In: *Computer Vision - ECCV 2018 - 15th European Conference, Munich, Germany, September 8–14, 2018, Proceedings, Part II*. pp. 185–201 (2018)
34. Mettes, P., Snoek, C.G.M.: Spatial-aware object embeddings for zero-shot localization and classification of actions. In: *The IEEE International Conference on Computer Vision (ICCV)* (Oct 2017)
35. Miech, A., Laptev, I., Sivic, J.: Learning a text-video embedding from incomplete and heterogeneous data. *CoRR* **abs/1804.02516** (2018)
36. Miech, A., Zhukov, D., Alayrac, J., Tapaswi, M., Laptev, I., Sivic, J.: Howto100m: Learning a text-video embedding by watching hundred million narrated video clips. *CoRR* **abs/1906.03327** (2019)
37. Misra, I., Zitnick, C.L., Hebert, M.: Shuffle and learn: Unsupervised learning using temporal order verification. In: *Computer Vision - ECCV 2016 - 14th European Conference, Amsterdam, The Netherlands, October 11–14, 2016, Proceedings, Part I*. pp. 527–544 (2016)
38. Ng, J.Y., Choi, J., Neumann, J., Davis, L.S.: Actionflownet: Learning motion representation for action recognition. In: *2018 IEEE Winter Conference on Applications of Computer Vision, WACV 2018, Lake Tahoe, NV, USA, March 12–15, 2018*. pp. 1616–1624 (2018)
39. Ng, J.Y.H., Hausknecht, M., Vijayanarasimhan, S., Vinyals, O., Monga, R., Toderici, G.: Beyond short snippets: Deep networks for video classification. In: *CVPR*. pp. 4694–4702 (2015)

40. Noroozi, M., Pirsiavash, H., Favaro, P.: Representation learning by learning to count. In: IEEE International Conference on Computer Vision, ICCV 2017, Venice, Italy, October 22-29, 2017. pp. 5899–5907 (2017)
41. Pan, Y., Mei, T., Yao, T., Li, H., Rui, Y.: Jointly modeling embedding and translation to bridge video and language. In: 2016 IEEE Conference on Computer Vision and Pattern Recognition, CVPR 2016, Las Vegas, NV, USA, June 27-30, 2016. pp. 4594–4602 (2016)
42. Plummer, B.A., Brown, M., Lazebnik, S.: Enhancing video summarization via vision-language embedding. In: 2017 IEEE Conference on Computer Vision and Pattern Recognition, CVPR 2017, Honolulu, HI, USA, July 21-26, 2017. pp. 1052–1060 (2017)
43. Qi, P., Dozat, T., Zhang, Y., Manning, C.D.: Universal dependency parsing from scratch. In: Proceedings of the CoNLL 2018 Shared Task: Multilingual Parsing from Raw Text to Universal Dependencies. pp. 160–170. Association for Computational Linguistics, Brussels, Belgium (October 2018)
44. Qiu, Z., Yao, T., Mei, T.: Learning spatio-temporal representation with pseudo-3d residual networks. In: ICCV. pp. 5534–5542 (2017)
45. Ren, S., He, K., Girshick, R.B., Sun, J.: Faster R-CNN: towards real-time object detection with region proposal networks. In: Advances in Neural Information Processing Systems 28: Annual Conference on Neural Information Processing Systems 2015, December 7-12, 2015, Montreal, Quebec, Canada. pp. 91–99 (2015)
46. Rohrbach, A., Torabi, A., Rohrbach, M., Tandon, N., Pal, C.J., Larochelle, H., Courville, A.C., Schiele, B.: Movie description. *International Journal of Computer Vision* **123**(1), 94–120 (2017)
47. Sanh, V., Debut, L., Chaumond, J., Wolf, T.: Distilbert, a distilled version of BERT: smaller, faster, cheaper and lighter. *CoRR* **abs/1910.01108** (2019)
48. Simonyan, K., Zisserman, A.: Two-stream convolutional networks for action recognition in videos. In: NIPS. pp. 568–576 (2014)
49. Soomro, K., Zamir, A.R., Shah, M.: UCF101: A dataset of 101 human actions classes from videos in the wild. *CoRR* **abs/1212.0402** (2012)
50. Sun, C., Baradel, F., Murphy, K., Schmid, C.: Contrastive bidirectional transformer for temporal representation learning. *CoRR* **abs/1906.05743** (2019)
51. Sun, C., Myers, A., Vondrick, C., Murphy, K., Schmid, C.: Videobert: A joint model for video and language representation learning. *CoRR* **abs/1904.01766** (2019)
52. Tian, Y., Krishnan, D., Isola, P.: Contrastive multiview coding. *CoRR* **abs/1906.05849** (2019)
53. Tran, D., Bourdev, L.D., Fergus, R., Torresani, L., Paluri, M.: Learning spatiotemporal features with 3d convolutional networks. In: ICCV. pp. 4489–4497 (2015)
54. Tran, D., Wang, H., Torresani, L., Ray, J., LeCun, Y., Paluri, M.: A closer look at spatiotemporal convolutions for action recognition. In: 2018 IEEE Conference on Computer Vision and Pattern Recognition, CVPR 2018, Salt Lake City, UT, USA, June 18-22, 2018. pp. 6450–6459 (2018)
55. Varol, G., Laptev, I., Schmid, C.: Long-term temporal convolutions for action recognition. *CoRR* **abs/1604.04494** (2016)
56. Vondrick, C., Pirsiavash, H., Torralba, A.: Anticipating visual representations from unlabeled video. In: 2016 IEEE Conference on Computer Vision and Pattern Recognition, CVPR 2016, Las Vegas, NV, USA, June 27-30, 2016. pp. 98–106 (2016)
57. Wang, J., Jiao, J., Bao, L., He, S., Liu, Y., Liu, W.: Self-supervised spatio-temporal representation learning for videos by predicting motion and appearance statistics.

- In: The IEEE Conference on Computer Vision and Pattern Recognition (CVPR) (June 2019)
58. Wang, L., Li, W., Li, W., Van Gool, L.: Appearance-and-relation networks for video classification. In: CVPR. pp. 1430–1439 (2018)
  59. Wang, L., Xiong, Y., Wang, Z., Qiao, Y., Lin, D., Tang, X., Van Gool, L.: Temporal segment networks: Towards good practices for deep action recognition. In: ECCV. pp. 20–36 (2016)
  60. Wang, X., Girshick, R.B., Gupta, A., He, K.: Non-local neural networks. In: 2018 IEEE Conference on Computer Vision and Pattern Recognition, CVPR 2018, Salt Lake City, UT, USA, June 18–22, 2018. pp. 7794–7803 (2018)
  61. Wang, X., Gupta, A.: Unsupervised learning of visual representations using videos. In: 2015 IEEE International Conference on Computer Vision, ICCV 2015, Santiago, Chile, December 7–13, 2015. pp. 2794–2802 (2015)
  62. Wang, X., Jabri, A., Efros, A.A.: Learning correspondence from the cycle-consistency of time. In: IEEE Conference on Computer Vision and Pattern Recognition, CVPR 2019, Long Beach, CA, USA, June 16–20, 2019. pp. 2566–2576 (2019)
  63. Wei, D., Lim, J.J., Zisserman, A., Freeman, W.T.: Learning and using the arrow of time. In: 2018 IEEE Conference on Computer Vision and Pattern Recognition, CVPR 2018, Salt Lake City, UT, USA, June 18–22, 2018. pp. 8052–8060 (2018)
  64. Wu, Z., Xiong, Y., Yu, S.X., Lin, D.: Unsupervised feature learning via non-parametric instance discrimination. In: 2018 IEEE Conference on Computer Vision and Pattern Recognition, CVPR 2018, Salt Lake City, UT, USA, June 18–22, 2018. pp. 3733–3742 (2018)
  65. Wu, Z., Wang, X., Jiang, Y., Ye, H., Xue, X.: Modeling spatial-temporal clues in a hybrid deep learning framework for video classification. In: Proceedings of the 23rd Annual ACM Conference on Multimedia Conference, MM '15, Brisbane, Australia, October 26 - 30, 2015. pp. 461–470 (2015)
  66. Xu, D., Xiao, J., Zhao, Z., Shao, J., Xie, D., Zhuang, Y.: Self-supervised spatiotemporal learning via video clip order prediction. In: IEEE Conference on Computer Vision and Pattern Recognition, CVPR 2019, Long Beach, CA, USA, June 16–20, 2019. pp. 10334–10343 (2019)
  67. Xu, D., Xiao, J., Zhao, Z., Shao, J., Xie, D., Zhuang, Y.: Self-supervised spatiotemporal learning via video clip order prediction. In: The IEEE Conference on Computer Vision and Pattern Recognition (CVPR) (June 2019)
  68. Zhang, B., Wang, L., Wang, Z., Qiao, Y., Wang, H.: Real-time action recognition with enhanced motion vector CNNs. In: CVPR. pp. 2718–2726 (2016)
  69. Zhang, R., Isola, P., Efros, A.A.: Colorful image colorization. In: Computer Vision - ECCV 2016 - 14th European Conference, Amsterdam, The Netherlands, October 11–14, 2016, Proceedings, Part III. pp. 649–666 (2016)
  70. Zhao, Y., Xiong, Y., Wang, L., Wu, Z., Tang, X., Lin, D.: Temporal action detection with structured segment networks. In: IEEE International Conference on Computer Vision, ICCV 2017, Venice, Italy, October 22–29, 2017. pp. 2933–2942 (2017)
  71. Zhou, T., Brown, M., Snavely, N., Lowe, D.G.: Unsupervised learning of depth and ego-motion from video. In: 2017 IEEE Conference on Computer Vision and Pattern Recognition, CVPR 2017, Honolulu, HI, USA, July 21–26, 2017. pp. 6612–6619 (2017)

## Appendix

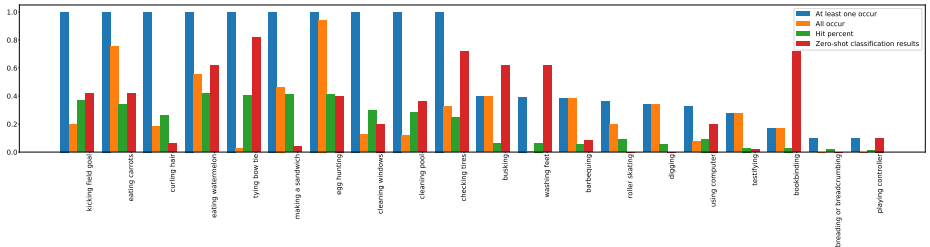
### A Analyze text information

#### A.1 Analysis on Kinetics title

**Table 8.** Analyze text information of Kinetics-210k datasets. *At Least One*: The proportion of text information that contains at least one word in action classes of Kinetics-400. *All*: The proportion of text information that contains the entire action class. *Rel*: The proportion of word in text information that is relevant to action classes.

Datasets	At Least One(%)	All(%)	Rel(%)
Kinetics-title-tree	90.5	44.3	46.3
Kinetics-title-clean	91.6	38.4	26.0

We provide an analysis of text information we used and the result in Table 8. First, there exists a large overlap between action class and text information (more than 90% for at least one word and more than 38% for complete action class). However, the titles also contain many other words and noisier information than action classes. Only 26% of words in Kinetics-title-clean are relevant to action classes.



**Fig. 2.** List of top 10 and bottom 10 kinetics classes sorted by the frequency of at least one word in label occurring in according title of Kinetics-title-clean dataset. Zoom in for more details.

We also report the per-class accuracy of top 10 and bottom 10 classes sorted by word overlapping in Figure 2 and see that this accuracy is not positively correlated with word overlapping percentage. Finally, we provide some examples of videos and their titles from Kinetics-210k in Figure 3.

#### A.2 Visualization of Instagram caption

Since videos from Instagram-300k are not annotated or filtered by human, both of their visual and textual information are very noisy. Figure 4 demonstrates some examples of videos and their associated captions. Figure 4a presents an example of high-quality video and relative accurate caption that both are about

folding napkin. Many captions describe some useful information but also contain noisy text that is not related to video content (e.g., *summerdays and getting-tattooed* in Figure 4b and very long sentences in Figure 4d). In addition, there are some correct but not totally accurate descriptions. Figure 4c shows that the action in video is shot putting rather than *spinning* (appears in associated caption). Figure 4f illustrates that a person is climbing but its caption is mainly about high jumping. Figure 4e shows that video content can also be noisy due to low video quality and shot transformation.

## B Training details of CPD

we adopt noise-contrastive estimation technique (NCE) to approximate objective function in Equation (5) in our main paper. The purpose of NCE is to transform the multi-class classification problem into a set of binary classification problems by comparing data distribution against noise distribution. So  $p_n$  is noise distribution and we formalize it as a uniform distribution:  $p_n = \frac{1}{N}$ , where  $N$  is the number of video-text pairs.  $h(i_t, v)$  is the posterior probability of feature from the data distribution which means video and text are matched.  $m$  is the number of negative pairs and we set it as 4096. For each video feature  $\mathbf{f}^v$ , we take its related text feature  $\mathbf{f}_i^t$  and sample 4096 unrelated text features  $\mathbf{f}_j^t$  which are all from memory bank. The FPS of training videos are 30. The code of CPD will be released.



(a)

My Quartet - Buskers  
Festival - Ferrara 2013



(b)

77kg weight class, 95kg  
clean and jerk



(c)

Old Fashioned  
Watermelon eating  
contest in  
Constableville, NY plus  
train ride to Canada!!!



(d)

Bad Driver of the Week  
8/10/2012 - Car Almost  
Wrecks Honda CBR



(e)


Quinn on the bagpipes  
playing "Amazing  
Grace" with the Choir  
during Communion -  
SHS Graduation 2013



(f)

How to Dribble Faster  
| Basketball Moves

**Fig. 3.** Examples of video and title pairs from Kinetics-210k.




(a)

Bird of Paradise Napkin Fold  
 #napkinfolding #napkinart  
 #napkin #yellow #napkinfold  
 #birdofparadise #kidscrafts #diy  
 #video #tutorial #decoration  
 #tablesetting




(b)

#roadtrip from #britishcolumbia to  
 #alberta. drivingallnight  
 #mountains #trees #summer  
 #summerdays #summerlovin  
 #highway #music #playlist  
 #carpoolkaraoke #notreallyasinger  
 #buttry #gettingtattooed  
 #buyingatruck #duoting




(c)

Day 1 of learning to spin 😊  
 A work in progress but having  
 fun with it!



(d)

Good morning beautiful people of #god  
 #grateful for another day he has given me  
 #prayingfor #guidance and #protection in  
 #jesusname ! #pray #amen  
 Early #dinner settings today #potroastbeef  
 #bakechicken #vegetables  
 WHAT #RICEANDPEAS WOULD YOU EAT  
 WITH THIS? #pyjamachef #foodblogger  
 #pyjamachef #healthyeating  
 #alltypeoffood #lovecooking



(e)

My pets are unruly... Who wants  
 them....??? #computerwork  
 #selfishpets



(f)

High Jump Challenge  
 Very funny 😂 😂  
 #boulder #highjump #fitness  
 #climbing #ninjawarrior  
 #ninjawarriorswitzerland  
 #challenge #funny

**Fig. 4.** Examples of videos and their associated captions from Instagram-300k.