

DMRG-tailored coupled cluster method in the 4c-relativistic domain

Jan Brandejs,^{1, 2, a)} Jakub Viřňák,^{1, 2, 3, b)} Libor Veis,^{1, c)} Örs Legeza,^{4, d)} and Jiří Pittner^{1, e)}

¹⁾*J. Heyrovský Institute of Physical Chemistry, Academy of Sciences of the Czech Republic, v.v.i., Dolejškova 3, 18223 Prague 8, Czech Republic*

²⁾*Faculty of Mathematics and Physics, Charles University, Prague, Czech Republic*

³⁾*Czech Academic City in Erbil, Yassin Najar street, Kurani Ankawa, Erbil, Kurdistan Region of Iraq*

⁴⁾*Strongly Correlated Systems “Lendület” Research Group, Institute for Solid State Physics and Optics, MTA Wigner Research Centre for Physics, H-1121 Budapest, Konkoly-Thege Miklós út 29-33, Hungary*

(Dated: 3 February 2023)

There are three essential problems in computational relativistic chemistry: electrons moving at relativistic speeds, close lying states and dynamical correlation. Currently available quantum-chemical methods are capable of solving systems with one or two of these issues. However, there is a significant class of molecules, in which all the three effects are present. These are the heavier transition metal compounds, lanthanides and actinides with open d or f shells. For such systems, sufficiently accurate numerical methods are not available, which hinders the application of theoretical chemistry in this field. In this paper, we combine two numerical methods in order to address this challenging class of molecules. These are the relativistic versions of coupled cluster methods and density matrix renormalization group (DMRG) method. To the best of our knowledge, this is the first relativistic implementation of the coupled cluster method externally corrected by DMRG. The method brings a significant reduction of computational costs, as we demonstrate on the system of TIH.

I. INTRODUCTION

At the turn of the millennium, the density matrix renormalization group method (DMRG)¹ was introduced to quantum-chemical community^{2–4} and since then, it has seen a large surge in the use for multireference systems. The biggest advantage of DMRG method is its capability to treat large active spaces, current implementations can go to about 50 active space spinors^{5,6}. However, a major drawback of DMRG is its inability to capture dynamical correlation, since it cannot include all virtual spinors. This correlation has a strong influence in the target systems of this project, which thus aims to address this problem. The DMRG method is already well established and computational chemists started to use it, however, the methods for treating the dynamical correlations on top of DMRG are still in pioneering stage. Past efforts were either based on second order perturbation theory⁷, internally contracted MRCI (multireference configuration interaction)⁸, random phase approximation⁹, canonical transformation method¹⁰, or the perturbation theory with matrix product states¹¹.

Our group has followed a different pathway to deal with the dynamical correlation, the coupled cluster method externally corrected by DMRG¹². As the name suggests, this is a combination of DMRG and the coupled cluster (CC) method. The CC method is known for its ability to describe dynamical correlation. In the externally corrected approach, first a DMRG calculation is performed on the strongly correlated active space, keeping the rest of the system fixed. This accounts

for the static correlation. Second step is CC analysis of matrix product state (MPS) wave function, obtained from DMRG. Then a CC calculation is performed on the rest of the system, keeping in turn the active space amplitudes fixed, which captures the dynamical correlation. Already the simplest version thereof, the tailored CCSD (CC with single and double excitations) approach¹³, yields very promising results¹². Remarkably, all previous approaches based on the use of DMRG output in another method have so far been non-relativistic, leaving the relativistic domain unexplored. This is the focus of this paper.

We demonstrate the capabilities of our relativistic 4c-TCCSD implementation on the example of the thallium hydride (TIH) molecule, which has become a standard benchmark molecule for relativistic methods and most importantly large-scale DMRG and up to CCSDTQ results are available¹⁴. It should be noted that DMRG is best suited for static-correlation problems while TIH is dominated mostly by dynamic correlation, for which CC approaches are excellent.

II. THEORY

Present-day relativistic calculations are often carried out within the no-pair approximation, where the Dirac-Coulomb Hamiltonian is embedded by projectors eliminating the troublesome negative-energy solutions, which yields a second quantized Hamiltonian formally analogous to the non-relativistic case

$$H = \sum_{PQ} h_P^Q a_P^\dagger a_Q + \frac{1}{4} \sum_{PQRS} \langle PQ || RS \rangle a_P^\dagger a_Q^\dagger a_S a_R, \quad (1)$$

where the indices P, Q, R, S run over the positive-energy 4-component spinors spanning the one-electron basis. The barred spinors ($\phi_{\bar{p}}$) and unbarred spinors (ϕ_p) form Kramers

^{a)}Electronic mail: jan.brandejs@jh-inst.cas.cz

^{b)}Electronic mail: jakub.visnak@jh-inst.cas.cz

^{c)}Electronic mail: libor.veis@jh-inst.cas.cz

^{d)}Electronic mail: legeza.ors@wigner.mta.hu

^{e)}Electronic mail: jiri.pittner@jh-inst.cas.cz

pairs related to each other by action of the time-reversal operator K

$$\begin{aligned} K\phi_p &= \phi_{\bar{p}}, \\ K\phi_{\bar{p}} &= -\phi_p. \end{aligned} \quad (2)$$

The Kramers symmetry replaces the spin symmetry in the non-relativistic theory; in particular M_S is not a good quantum number and M_K projection is defined instead, which is $1/2$ for unbarred spinors (A) and $-1/2$ for spinors with barred indices (B). The capital indices in (1) run over both spinors of a Kramers pair. In contrast to the non-relativistic case, the Hamiltonian (1) is in general not block-diagonal in M_K . Since each creation or annihilation operator in (1) changes M_K by $\pm 1/2$, the Hamiltonian couples states with $|\Delta M_K| \leq 2$. Moreover, the index permutation symmetry of the 2e-integrals in (1) is lower than in the non-relativistic case.

The Dirac program¹⁵ employs a quaternion symmetry approach which combines the Kramers and binary double group symmetry (D_{2h}^* and subgroups)¹⁶. The double groups can be sorted into three classes based on the application of the Frobenius-Schur indicator to their irreducible representations: “real groups” (D_{2h}^* , D_2^* , and C_{2v}^*); “complex groups” (C_{2h}^* , C_2^* , and C_s^*); and “quaternion groups” (C_i^* and C_1^*)¹⁷. Generalization of non-relativistic methods is simplest in the “real groups” case, where the integrals are real-valued and the ones with odd number of barred (B) indices vanish. In practice, it means that additional “spin cases” of integrals (AB|AB) and (AB|BA) (in Mulliken notation) have to be included. For the complex groups, the integrals are complex-valued, but still only integrals with even number of barred indices are non-zero. Finally, in the remaining case of “quaternion groups” all the integrals have to be included and are complex-valued^{17,18}.

The idea of externally corrected coupled cluster methods is to take information on static correlation from some non-CC external source, and to include it into the subsequent CC treatment¹⁹. The conceptually simplest approach is the tailored CC method (TCC) proposed by Bartlett et al.^{13,20–22}, which uses the split-amplitude ansatz for the wave function introduced by Piecuch et al.^{23,24}

$$|\Psi\rangle = e^{T_{\text{ext}}} e^{T_{\text{cas}}} |\Phi\rangle \quad (3)$$

where T_{cas} containing amplitudes with all active indices is “frozen” at values obtained from CASCI or in our case from DMRG. The external cluster operator T_{ext} is composed of amplitudes with at least one index outside the CAS space. The simplest version of the method truncates both T_{cas} and T_{ext} to single and double excitations. Since there is a single-determinantal Fermi vacuum, the excitation operators T_{ext} and T_{cas} commute, which keeps the method very simple. TCC can thus use the standard CCSD solver, modified to keep the amplitudes from T_{cas} fixed. Thanks to the two-body Hamiltonian, tailored CCSD energy with the $T_{\text{ext}} = 0$ and T_{cas} from CASCI (complete active space configuration interaction) reproduces the CASCI energy. In the limit of CAS space including all MOs, TCC thus recovers the FCI energy. In general, a quadratic error bound valid for TNS-TCC methods is derived²⁵.

In^{12,26} we have described how to obtain T_{cas} from the DMRG wave function using concepts of quantum information theory²⁷ in the non-relativistic case, yielding the DMRG-TCCSD method. The DMRG method²⁸ is a procedure which variationally optimizes the wave function in the form of the matrix product state (MPS) ansatz⁵. The quantum chemical version of DMRG (QC-DMRG)^{29–34} eventually converges to the FCI solution in a given orbital space, i.e. to CASCI. The practical version of DMRG is the two-site algorithm, which provides the wave function in the two-site MPS form⁵

$$|\Psi_{\text{MPS}}\rangle = \sum_{\{\alpha\}} \mathbf{A}^{\alpha_1} \mathbf{A}^{\alpha_2} \dots \mathbf{W}^{\alpha_i \alpha_{i+1}} \dots \mathbf{A}^{\alpha_n} |\alpha_1 \alpha_2 \dots \alpha_n\rangle, \quad (4)$$

where $\alpha_i \in \{|0\rangle, |\downarrow\rangle, |\uparrow\rangle, |\downarrow\uparrow\rangle\}$ and for a given pair of adjacent indices $[i, (i+1)]$, \mathbf{W} is a four index tensor, which corresponds to the eigenfunction of the electronic Hamiltonian expanded in the tensor product space of four tensor spaces defined on an ordered orbital chain, so called *left block* (M_l dimensional tensor space), *left site* (four dimensional tensor space of i^{th} orbital), *right site* (four dimensional tensor space of $(i+1)^{\text{th}}$ orbital), and *right block* (M_r dimensional tensor space).

When employing the two-site MPS wave function (Eq. 4) for the purposes of the TCCSD method, the CI expansion coefficients c_i^a and c_{ij}^{ab} for $a, b, i, j \in \text{CAS}$ can be efficiently calculated by contractions of MPS matrices^{35,36}. We would like to note that using the two-site DMRG approach in practice means using the wave-function calculated at different sites and it can only be employed together with the dynamical block state selection (DBSS) procedure⁴ assuring the same accuracy along the sweep. Alternatively, one can use the one-site approach in the last sweep³⁷.

Once the CI coefficients c_i^a and c_{ij}^{ab} have been obtained, the standard CC analysis is performed to convert them to the CC amplitudes

$$T_{\text{CAS}}^{(1)} = C^{(1)}, \quad (5)$$

$$T_{\text{CAS}}^{(2)} = C^{(2)} - \frac{1}{2}[C^{(1)}]^2. \quad (6)$$

The generalization of the DMRG-TCCSD method to the relativistic 4c case has to consider several points. First of all, the additional integral classes with nonzero ΔM_K have to be implemented in the DMRG Hamiltonian^{14,38}. Secondly, there will be more CI coefficients and subsequently CC amplitudes to be obtained from the MPS wave function, corresponding to excitations with nonzero ΔM_K . Finally, except for the “real groups”, the DMRG procedure has to work with complex matrices and the resulting cluster amplitudes will also be complex-valued. In the present work, we have selected numerical examples with “real groups” symmetry, while the complex generalization of the DMRG code is in progress.

III. COMPUTATIONAL DETAILS

A. Comparison with non-relativistic TCC

In order to compare with non-relativistic version of TCCSD method, the system of hydrogen fluoride was chosen, as it is a biatomic with light nuclei. CC-pVTZ basis was used at the internuclear distance of 89.96 Å. Consistent methods should exhibit a constant shift of relativistic and non-relativistic energy $\Delta E = E_{\text{rel}} - E_{\text{nonrel}}$, given by a different Hamiltonian. Table I shows that TCCSD is consistent with RHF, CCSD and DMRG methods in terms of ΔE up to a millihartree.

method	$E_{\text{rel}} [E_h]$	$E_{\text{nonrel}} [E_h]$	$\Delta E [E_h]$
RHF	-100.14972	-100.05846	-0.09126
DMRG(6,6)	-100.15868	-100.06737	-0.09130
CCSD	-100.42322	-100.33172	-0.09150
TCCSD(6,6)	-100.42418	-100.33246	-0.09172

TABLE I: Comparison of energies of HF molecule obtained from relativistic and non-relativistic methods. The rightmost column shows the difference between the 4c-relativistic energy E_{rel} and non-relativistic energy E_{nonrel} . The DMRG calculations were performed using the Budapest DMRG program. Orca program was used for remaining non-relativistic calculations, whereas Dirac for relativistic calculations.

B. TIH

We have used the computational protocol of Ref. 14 for direct comparison with their energies. Orbitals and MO integrals were generated with the Dirac program package¹⁵. We used the Dirac-Coulomb Hamiltonian and triple-zeta basis sets for Ti (cv3z) and H (cc-pVTZ), which include core-correlating functions for Ti. DMRG calculations were performed with the relativistic branch of the QC-DMRG-Budapest program³⁹. C_{2v}^* double group symmetry with real irreps was assumed. The 4c-RHF energy was $-20275.41661 E_h$. We used MP2 natural spinors (NS) from the Dirac program¹⁵ as the spinor basis for electron-correlation calculations, correlating the Ti 5s, 5p, 4f 5d, 6s, 6p and H 1s electrons while keeping the remaining core electrons of Ti frozen. Using uncontracted basis, a virtual spinor threshold was set at $135 E_h$. The resulting space (14,47) was chosen by ordering MP2 NS by their occupations and taking those with values between 1.98 and 0.001. In this space, the 4c-TCCSD was performed, with DMRG calculations in the procedure limited to subspaces of (14,10), (14,14), (14,17), (14,25) and (14,29), with spinors sorted by MP2 occupations. Figure 1 shows a scheme of embedded active spaces used in the procedure. Initialization of DMRG, i.e., optimal ordering of spinors, was set up as discussed in Ref. 33. The numerical accuracy was controlled by the dynamic block state selection approach (DBSS)⁴ keeping up to thousands of block states for the a priory set quantum information loss threshold $\chi = 10^{-6}$.

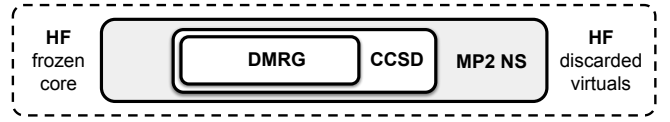


FIG. 1: Schematic depiction of active spaces used in the 4-TCCSD procedure for TIH.

IV. RESULTS AND DISCUSSION

method	$E_{\text{el}} [E_h]$	$\Delta E_{\text{el}} [mE_h]$
4c-MP2(14,47)	-20275.85372	-13.49
4c-CCSD(14,47)	-20275.82966	10.58
4c-CCSD(T)(14,47)	-20275.84056	-0.32
4c-DMRG(14,47) ^{a,14}	-20275.83767	2.57
4c-TCCSD(14,10)	-20275.83042	9.83
4c-TCCSD(14,11)	-20275.83170	8.54
4c-TCCSD(14,12)	-20275.83257	7.67
4c-TCCSD(14,13)	-20275.83329	6.95
4c-TCCSD(14,14)	-20275.83430	5.94
4c-TCCSD(14,15)	-20275.83224	8.00
4c-TCCSD(14,16)	-20275.82902	11.23
4c-TCCSD(14,17)	-20275.82405	16.19

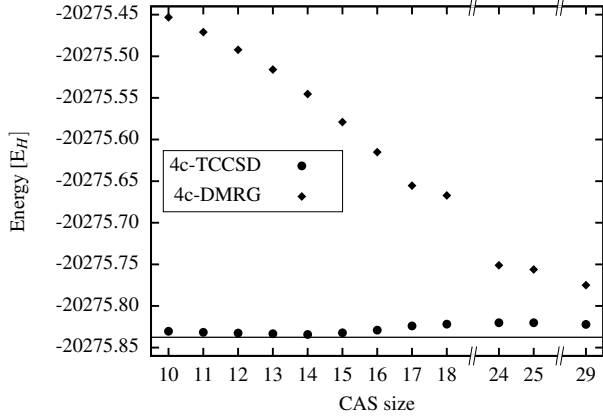
^a 4c-DMRG(14,47)[4500,1024,2048, 10^{-5}], see Ref. 14.

TABLE II: Total electronic energy and energy differences ΔE_{el} (in mE_h) for various methods with respect to the 4c-CCSDTQ(14,47) reference energy of $-20275.84024233 E_h$ ¹⁴ for TIH at the experimental equilibrium internuclear distance 1.872 Å.

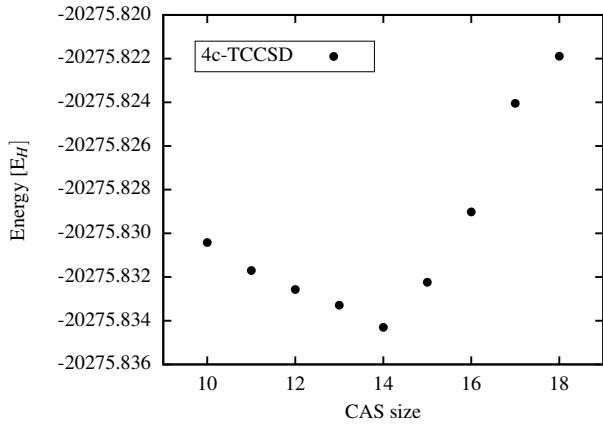
Once we reproduced the MP2 and CCSD energy of TIH in equilibrium geometry from Ref. 14, we applied the 4c-TCCSD method. Obtained energies and their respective deviations from the reference CCSDTQ calculation¹⁴ are listed in Table II. In case of the optimal selection of active space of 14-spinors, the TCCSD method improved the CCSD energy by 4.94 mE_h . While TCCSD introduces only a minor computational cost increase over CCSD, it cuts the energy error in half. This shows the practical advantage of the method. The energy obtained by TCCSD is comparable even with large-scale DMRG in the full CAS(14,47).

As we can see from the high accuracy of the 4c-CCSD(T) energy, the system does not exhibit a considerable multireference character. Therefore even a rather small CAS of 14 spinors is sufficient for a good description of the system.

As shown on the chart in Figure 2a, TCCSD significantly improves DMRG energy towards FCI, even for the smallest CAS space. In fact, further enlarging of CAS over the size of 14 spinors is counter productive. Although the TCC must reproduce FCI energy when CAS is extended to all spinors, the TCC energy does not approach this limit monotonously⁴⁰. The reason is that the “frozen” T_{CAS} amplitudes cannot reflect the influence of the dynamical correlation in the external space back on the active CAS space, therefore extending CAS space first exacerbates the results. In practice, the optimal CAS size related to the energy minimum is usually independent of M



(a) Comparison of TCCSD and DMRG methods. The horizontal solid line represents the “FCI-limit” from the large 4c-DMRG(14,47)¹⁴ calculation.



(b) Detail of 4c-TCCSD energies.

FIG. 2: Equilibrium energy of TIH calculated using the 4c-TCCSD and 4c-DMRG methods with different sizes of DMRG active space, as given in Table II.

and therefore can be determined with low bond dimension (M) DMRG calculations⁴⁰.

As demonstrated by the chart 2b, the optimal CAS size is 14 spinors for the equilibrium energy calculation. This CAS size is optimal not only for energies, but also for the calculation of spectroscopic properties, including the low bond dimension calculations with $M=512$ (see Table III).

Table III shows the obtained spectroscopic properties of TIH. Even for a small active space of 10 spinors, TCCSD shows an agreement with the experiment comparable with the large DMRG(14,47) calculation. For the 14-spinor space, spectroscopic constants obtained by TCCSD exhibit the best agreement with the experiment, thus being consistent with the lowest energy single point result of 14-spinor space in Table II. Moreover, for 14-spinors, TCCSD with $M=512$ states is close to exact DBSS calculation, which indicates that the results are well converged. However, for 17-spinors, there is a bigger difference and $M=512$ might not be accurate enough. This is in accordance with the previous findings of dynamical correlation effects.

method	r_e [Å]	ω_e [cm ⁻¹]	$\omega_e x_e$ [cm ⁻¹]
experiment ^{a,41}	1.872	1391	22.70
4c-DMRG(14,47) ¹⁴	1.873	1411	26.64
4c-CCSD(14,47) ¹⁴	1.871	1405	19.36
4c-TCCSD(14,10) ^b DBSS	1.874	1405	27.00
4c-TCCSD(14,10) ^b M=512	1.874	1422	24.00
4c-TCCSD(14,14) ^c DBSS	1.869	1411	20.07
4c-TCCSD(14,14) ^c M=512	1.869	1411	20.25
4c-TCCSD(14,17) ^c DBSS	1.859	1426	17.47
4c-TCCSD(14,17) ^c M=512	1.859	1428	29.76

^a GRECP spin-orbit MRD-CI, see Ref. 41.

^b TWOINT 4th order polynomial.

^c VIBANAL 10th order polynomial. R_{\min} - R_{\max} [Å]: 1.64-2.20 for (14,14); 1.70-2.04 for (14,17) DBSS and 1.72-2.00 for (14,17) M=512.

TABLE III: Spectroscopic constants of TIH obtained from 4c-TCCSD, compared with calculations and experimental work from the literature. The spectroscopic constants have been evaluated from potential energy curve fit, with two different methodologies. In case of TWOINT methodology, the number of points have been selected according to Mean displacement in harmonic ground state criterion. In case of VIBANAL methodology, a wider symmetric interval around equilibrium geometry has been selected. In all cases, internuclear separation axis sampling was chosen to be 2 pm.

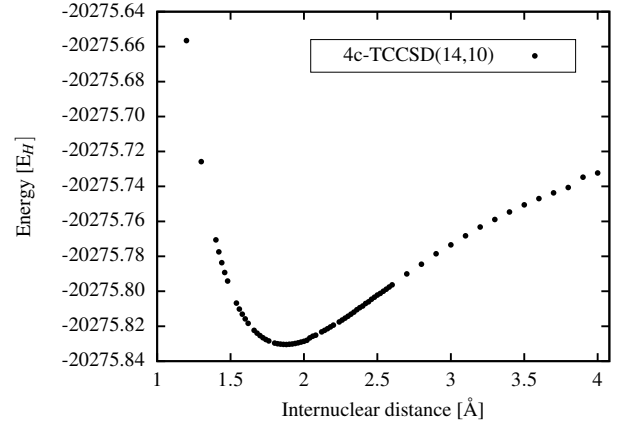


FIG. 3: Dissociation curve of TIH.

V. CONCLUSION

We have implemented the relativistic tailored coupled clusters method, which is capable of treating relativistic, strongly correlated systems both in terms of static and dynamical correlation. The aim is to show that compared with the previously published calculations, we can obtain results of equal quality with much smaller active space, i.e. at a fraction of computational cost. The results presented are very promising. Even with a small active space, the new method showed comparable performance to DMRG with large CAS(14,47). The optimal CAS size related to the energy minimum was determined with low cost DMRG calculations. Calculated spectroscopic properties of TIH agree with experimental values within the error bounds.

ACKNOWLEDGMENTS

We thank developers of the Dirac program, in particular Dr. Lucas Visscher and Dr. Stefan Knecht, for providing access to the development version of the code and for helpful discussions. The work of the Czech team has been supported by the *Czech Science Foundation* Grant No. 18-24563S. Ö. Legeza has been supported by the Hungarian National Research, Development and Innovation Office (NKFIH) through Grant No. K120569, the Hungarian Quantum Technology National Excellence Program, project No. 2017-1.2.1-NKP-2017-00001, and by the Pacific Northwest National Laboratory through Contract No. 462268. Ö. Legeza acknowledges financial support from the Alexander von Humboldt foundation. Mutual visits with the Hungarian group have been partly supported by the Hungarian-Czech Joint Research Project MTA/19/04. Part of the CPU time for the numerical computations has been supported by The Ministry of Education, Youth and Sports from the Large Infrastructures for Research, Experimental Development and Innovations project “IT4Innovations National Supercomputing Center – LM2015070”. Access to computing and storage facilities owned by parties and projects contributing to the National Grid Infrastructure MetaCentrum provided under the programme “Projects of Large Research, Development, and Innovations Infrastructures” (CESNET LM2015042), is appreciated.

- ¹S. R. White, *Physical Review Letters* **69**, 2863 (1992).
- ²S. R. White and R. L. Martin, *The Journal of Chemical Physics* **110**, 4127 (1999).
- ³G. K.-L. Chan and M. Head-Gordon, *The Journal of Chemical Physics* **116**, 4462 (2002).
- ⁴Ö. Legeza, J. Röder, and B. A. Hess, *Physical Review B* **67** (2003), 10.1103/physrevb.67.125114.
- ⁵U. Schollwöck, *Annals of Physics* **326**, 96 (2011).
- ⁶R. Olivares-Amaya, W. Hu, N. Nakatani, S. Sharma, J. Yang, and G. K.-L. Chan, *The Journal of Chemical Physics* **142**, 034102 (2015).
- ⁷Y. Kurashige and T. Yanai, *The Journal of Chemical Physics* **135**, 094104 (2011).
- ⁸M. Saitow, Y. Kurashige, and T. Yanai, *The Journal of Chemical Physics* **139**, 044118 (2013).
- ⁹S. Wouters, N. Nakatani, D. V. Neck, and G. K.-L. Chan, *Physical Review B* **88** (2013), 10.1103/physrevb.88.075122.
- ¹⁰T. Yanai and G. K.-L. Chan, *The Journal of Chemical Physics* **124**, 194106 (2006).
- ¹¹J. Ren, Y. Yi, and Z. Shuai, *Journal of Chemical Theory and Computation* **12**, 4871 (2016).
- ¹²L. Veis, A. Antalík, J. Brabec, F. Neese, Ö. Legeza, and J. Pittner, *The Journal of Physical Chemistry Letters* **7**, 4072 (2016).
- ¹³T. Kinoshita, O. Hino, and R. J. Bartlett, *The Journal of Chemical Physics* **123**, 074106 (2005).
- ¹⁴S. Knecht, Ö. Legeza, and M. Reiher, *The Journal of Chemical Physics* **140**, 041101 (2014).
- ¹⁵DIRAC, a relativistic ab initio electronic structure program (2018), T. Saue et al. <http://www.diracprogram.org>.
- ¹⁶T. Saue and H. J. A. Jensen, *The Journal of Chemical Physics* **111**, 6211 (1999).
- ¹⁷K. G. Dyall and K. Fægri Jr, *Introduction to relativistic quantum chemistry* (Oxford University Press, 2007).
- ¹⁸J. Thyssen, *Development and Applications of Methods for Correlated Relativistic Calculations of Molecular Properties*, Ph.D. thesis, University of Southern Denmark (2001).
- ¹⁹X. Li and J. Paldus, *J. Comp. Phys.* **107**, 6257 (1997).
- ²⁰D. I. Lyakh, V. F. Lotrich, and R. J. Bartlett, *Chem. Phys. Lett.* **501**, 166 (2011).
- ²¹A. Melnichuk and R. J. Bartlett, *J. Comp. Phys.* **137**, 214103 (2012).
- ²²A. Melnichuk and R. J. Bartlett, *J. Comp. Phys.* **140**, 064113 (2014).
- ²³P. Piecuch, N. Oliphant, and L. Adamowicz, *The Journal of Chemical Physics* **99**, 1875 (1993).
- ²⁴P. Piecuch and L. Adamowicz, *The Journal of Chemical Physics* **100**, 5792 (1994), <https://doi.org/10.1063/1.467143>.
- ²⁵F. M. Faulstich, A. Laestadius, Ö. Legeza, R. Schneider, and S. Kvaal, *SIAM Journal on Numerical Analysis* **57**, 2579 (2019).
- ²⁶L. Veis, A. Antalík, J. Brabec, F. Neese, Ö. Legeza, and J. Pittner, *The Journal of Physical Chemistry Letters* **8**, 291 (2017).
- ²⁷Ö. Legeza and J. Sólyom, *Physical Review B* **68** (2003), 10.1103/physrevb.68.195116.
- ²⁸U. Schollwöck, *Rev. Mod. Phys.* **77**, 259 (2005).
- ²⁹Ö. Legeza, R. Noack, J. Sólyom, and L. Tincani, in *Computational Many-Particle Physics*, Lecture Notes in Physics, Vol. 739, edited by H. Fehske, R. Schneider, and A. Weisse (Springer Berlin Heidelberg, 2008) pp. 653–664.
- ³⁰K. H. Marti and M. Reiher, *Z. Phys. Chem.* **224**, 583 (2010).
- ³¹G. K.-L. Chan and S. Sharma, *Ann. Rev. Phys. Chem.* **62**, 465 (2011).
- ³²S. Wouters and D. Van Neck, *Eur. Phys. J. D* **68**, 272 (2014).
- ³³S. Szalay, M. Pfeffer, V. Murg, G. Barcza, F. Verstraete, R. Schneider, and Ö. Legeza, *International Journal of Quantum Chemistry* **115**, 1342 (2015).
- ³⁴T. Yanai, Y. Kurashige, W. Mizukami, J. Chalupský, T. N. Lan, and M. Saitow, *Int. J. Quant. Chem.* **115**, 283 (2015).
- ³⁵G. Moritz and M. Reiher, *J. Chem. Phys.* **126**, 244109 (2007).
- ³⁶K. Boguslawski, K. H. Marti, and M. Reiher, *J. Chem. Phys.* **134**, 224101 (2011).
- ³⁷D. Zgid and M. Nooijen, *The Journal of Chemical Physics* **128**, 144115 (2008).
- ³⁸S. Battaglia, S. Keller, and S. Knecht, *Journal of Chemical Theory and Computation* **14**, 2353 (2018).
- ³⁹Ö. Legeza, L. Veis, and T. Mosoni, “QC-DMRG-Budapest, a program for quantum chemical DMRG calculations,”.
- ⁴⁰F. M. Faulstich, M. Máté, A. Laestadius, M. A. Csirik, L. Veis, A. Antalík, J. Brabec, R. Schneider, J. Pittner, S. Kvaal, and Ö. Legeza, *Journal of Chemical Theory and Computation* **15**, 2206 (2019).
- ⁴¹A. V. Titov, N. S. Mosyagin, A. B. Alekseyev, and R. J. Buenker, *International Journal of Quantum Chemistry* **81**, 409 (2001).
- ⁴²D. Zgid and M. Nooijen, *The Journal of Chemical Physics* **128**, 014107 (2008).