

Tensor Graph Convolutional Networks for Text Classification

Xien Liu^{*1}, Xinxin You^{*3,4}, Xiao Zhang¹, Ji Wu^{1,2}, Ping Lv^{3,4}

¹Department of Electronic Engineering, Tsinghua University, Beijing 100084, China

²Institute for Precision Medicine, Tsinghua University, Beijing 100084, China

³Tsinghua-iFLYTEK Joint Lab, iFlytek Research, Beijing 100084, China

⁴State Key Laboratory of Cognitive Intelligence, Hefei, Anhui 230088, China

Abstract

Compared to sequential learning models, graph-based neural networks exhibit some excellent properties, such as ability capturing global information. In this paper, we investigate graph-based neural networks for text classification problem. A new framework TensorGCN (tensor graph convolutional networks), is presented for this task¹. A text graph tensor is firstly constructed to describe semantic, syntactic, and sequential contextual information. Then, two kinds of propagation learning perform on the text graph tensor. The first is intra-graph propagation used for aggregating information from neighborhood nodes in a single graph. The second is inter-graph propagation used for harmonizing heterogeneous information between graphs. Extensive experiments are conducted on benchmark datasets, and the results illustrate the effectiveness of our proposed framework. Our proposed TensorGCN presents an effective way to harmonize and integrate heterogeneous information from different kinds of graphs.

Introduction

Text classification is one of the most fundamental tasks in the natural language processing community. It can be simply formulated as $\mathcal{X} \rightarrow y$, where \mathcal{X} is a piece of text (such as a sentence/document), and $y \in [0, 1]^n$ is the corresponding label vector. In this study, we only consider one label classification problem. In practice, numerous real applications can be cast into a text classification problem, such as document organization, news filtering, spam detection, EHR-based disease diagnoses (Lipton et al. 2015; Che et al. 2015; Miotto et al. 2016).

Text representation learning is the first and essential step for the text classification problem. The study of text representation can be summarized into two lines: 1) engineering features and 2) learning features. In the study of engineering features, a piece of text is represented with hand-crafted features, such as bag-of-word features, sparse lexical features

(Wang and Manning 2012), and entity-based features (Chen-thamarakshan et al. 2011). Recently, text features are automatically extracted from the raw text with machine learning models. According to the learning models, the manners of feature learning can be further cast into two categories: 1) sequential-based learning models and 2) graph-based learning models. The most used sequential-based learning models include convolutional neural networks (Kim 2014; Zhang, Zhao, and LeCun 2015; Conneau et al. 2016) and recurrent neural networks (Liu, Qiu, and Huang 2016; Tai, Socher, and Manning 2015), which promote to capture text features from local consecutive word sequences. Recently, graph-based learning models, such as graph neural networks (Cai, Zheng, and Chang 2018; Battaglia et al. 2018), have attracted widespread attention and been successfully applied for solving the text classification problem (Kipf and Welling 2016; Yao, Mao, and Luo 2019).

Different from sequence learning models, graph neural networks (GNN) can directly deal with complex structured data, and prioritize exploiting global features. Data from many real applications can be naturally cast into a graph (Deac et al. 2019; Xu et al. 2019), but it does not hold for sequential free text. Therefore, GNN-based text learning must include two stages: 1) construct graphs from free text, and 2) build a graph-based learning framework. A straightforward manner of graph construction is to build and connect relationships between words/entities in the free text. Recently, Yao et al. (2019) proposed a text graph-based neural network TextGCN, which achieved state-of-the-art performance in some benchmark datasets of text classification. In their framework, a text graph is firstly constructed based on the sequential contextual relationship between words. Then a graph convolutional network (GCN) (Kipf and Welling 2016) is employed to learn on the text graph. According to the more recently reported in (Luo, Uzuner, and Szolovits 2016; Bastings et al. 2017; Vashishth et al. 2019), more contextual information should be considered, such as semantic and syntactic contextual information.

Inspired by the recent progress, we propose a new graph-based text classification framework TensorGCN (see figure 1). Semantic-based, syntactic-based, and sequential-based text graphs are firstly constructed to form a text graph

^{*}The first two authors contribute equally to this work.

Copyright © 2020, Association for the Advancement of Artificial Intelligence (www.aaai.org). All rights reserved.

¹The code will be released at <https://github.com/xienliu/tensor-gcn-text-classification-tensorflow>

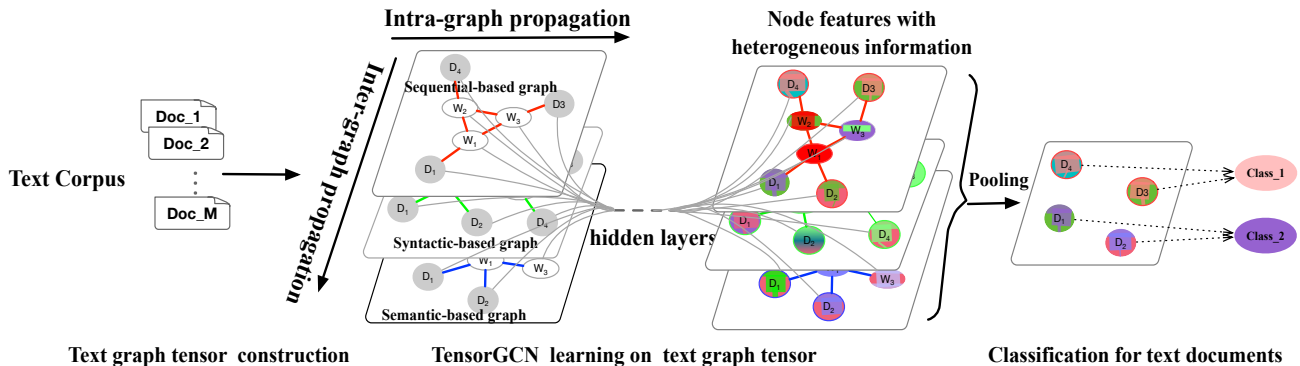


Figure 1: The whole framework of our proposed TensorGCN for text classification.

tensor. The graph tensor is used to capture text information of semantic context, syntactic context, and sequential context, respectively. As pointed out in (Vashishth et al. 2019), the jointly learning of multi-graphs is a very challenging task, especially when the graphs hold very heterogeneous information. To encode the heterogeneous information from multi-graphs, TensorGCN simultaneously performs two kinds of propagation learning. For each layer, an intra-graph propagation is firstly performed for aggregating information from neighbors of each node. Then an inter-graph propagation is used to harmonize heterogeneous information between graphs. Experimental results on some benchmark datasets illustrate the effectiveness of TensorGCN for the text classification problem. The main contributions are summarized as follows:

- A text graph tensor is constructed to describe contextual information with semantic, syntactic, and sequential constraints, respectively.
- A learning method TensorGCN is proposed to harmonize and integrate heterogeneous information from multi-graphs.
- Extensive experiments are conducted on several benchmark datasets to illustrate the effectiveness of TensorGCN for text classification.

Related work

Recently, graph neural networks have received growing attentions and successfully used in many applications (Tu et al. 2019; Yao, Mao, and Luo 2019; Cao et al. 2019; Vashishth et al. 2019; Bastings et al. 2017; Kipf and Welling 2016; Li, Han, and Wu 2018; Xu et al. 2019). Yao et al. (2019) employed the standard graph convolutional networks (Kipf and Welling 2016) for text classification. In their work, only one text graph is used to describe the local co-occurring constraint; non-sequential text information has not been fully considered. More recently, Vashishth et al. (2019) utilized graph convolutional networks to incorporate syntactic/semantic information for word embedding learning. In their work, the semantic relationship between words is established based on additional semantic sources, which will restrict its application. They used syntactic and semantic

information independently, without jointly learning on the semantic and syntactic graphs. Cao et al. (2019) presented a multi-channel graph learning framework to align entities. In their framework, two graphs are "crudely" forced to share the trainable parameters in the learning process. When graphs are very different and heterogeneous, the parameter-sharing strategy does not work.

Methods

In this study, we utilize graph convolutional networks (GCN) as a base component for text graph tensor learning, due to its simplicity and effectiveness in practice. In this section, we firstly give a brief overview of GCN and present a simple definition of graph tensor. Then, we introduce details of how to construct a graph tensor from a text corpus. Ultimately, we present the TensorGCN learning model.

Graph convolutional networks (GCN)

A GCN is a generalization version of the traditional convolutional neural networks (CNN) which can operate directly on a graph. Formally, consider a graph $G = (V, E, A)$ where V ($|V| = n$) is the set of graph nodes, E is the set of graph edges, and $A \in R^{n \times n}$ is the graph adjacency matrix. In GCN learning, hidden layer representations are obtained by encoding both graph structure and features of nodes with a kind of propagation rule

$$H^{(l+1)} = f(H^{(l)}, A), \quad (l = 0, 1, \dots, L), \quad (1)$$

where $H^{(l)} \in R^{n \times d_l}$ is the feature matrix of the l th layer (d_l : number of features for each node in the l th layer) and L is the number of layers of GCN. A commonly used layer-wise propagation rule is

$$H^{(l+1)} = f(H^{(l)}, A) = \sigma(\hat{A}H^{(l)}W^{(l)}), \quad (2)$$

where $\hat{A} = \tilde{D}^{-\frac{1}{2}}\tilde{A}\tilde{D}^{-\frac{1}{2}}$ is a symmetric normalization of the self-connections added adjacency matrix $\tilde{A} = A + I$ (I : an identity matrix), \tilde{D} is the diagonal node degree matrix with $\tilde{D}(i, i) = \sum_j \tilde{A}(i, j)$, $W^{(l)} \in R^{d_l \times d_{l+1}}$ is a layer-specific trainable weight matrix, where d_l and d_{l+1} are the number of features for each node in the l th layer and the

$(l + 1)$ th layer, respectively. σ is a non-linear activation function, such as ReLU or Leaky ReLU. When in the last layer σ is always set to be the softmax function, and the number of features for each node is equal to the number of labels. Specifically, $H^{(0)}$ is the initial feature matrix, where each row represents a node’s initial input feature.

Graph tensor definition

Since we want to utilize a series of graphs to fully investigate our interested data (e.g. text documents) and different graphs represent different properties of the data. All of these graphs are packed into a graph tensor. For convenience of study, here we make a formal definition of this kind of graph tensor, which consists of multiple graphs sharing the same nodes.

Definition 0.1. \mathcal{G} is a graph tensor, where $\mathcal{G} = (G_1, G_2, \dots, G_r)$ and $G_i = (V_i, E_i, A_i)$, if $V_i = V_j$ ($i, j = 1, 2, \dots, r$) and $A_i \neq A_j$ (when $i \neq j$).

Where G_i is the i th graph in the graph tensor \mathcal{G} , V_i ($|V_i| = n$) is the set of the i th graph nodes, and E_i is the set of the i th graph edges. A_i is the i th graph adjacency matrix. Since a graph structure is mainly described with its adjacency matrix, for convenience we also pack the adjacency matrices into a tensor. $\mathcal{A} = (A_1, A_2, \dots, A_r) \in R^{r \times n \times n}$ is a **graph adjacency tensor**, where A_i ($i = 1, 2, \dots, r$) is the adjacency matrix of the i th graph in the graph tensor \mathcal{G} . The graph feature matrix in the formula (2) is generalized into a **graph feature tensor** $\mathcal{H}^{(l)} = (H_1^{(l)}, H_2^{(l)}, \dots, H_r^{(l)}) \in R^{r \times n \times d_l}$, where $H_i^{(l)} \in R^{n \times d_l}$ ($i = 1, 2, \dots, r$) is the feature matrix of the i th graph in \mathcal{G} . When $l = 0$, the graph feature tensor $\mathcal{H}^{(0)}$ denotes the initialized input features.

Text graph tensor construction

In this section, we describe how to construct a meaningful graph tensor to describe text documents at different knowledge/language properties. A straightforward manner of constructing a graph from text is to treat words and documents as nodes in the graph. Therefore, we need to build two kinds of edges between nodes: word-document edges, and word-word edges. *The word-document edges are built based on word occurrence in documents and the edge weights are measured with the term frequency-inverse document frequency (TF-IDF) method. If no otherwise specified, in all the following graphs the word-document edges are built and measured with TF-IDF.* In this study, we build word-word edges based on three different language properties: semantic information, syntactic dependency, and local sequential context. Based on these different kinds of word-word edges, we construct a series of text graphs to depict text documents. Details are presented in the following sections.

Semantic-based graph Motivated by LSTM shows potential ability to capture semantic information for word representation (Iacobacci and Navigli 2019), we propose a LSTM-based method to construct a semantic-based graph from text documents (see figure 2). There are three main steps:

- Step 1: Train a LSTM on the **training data** of the given task (e.g. text classification here).
- Step 2: Get semantic features/embeddings with LSTM for all words in each document/sentence of the corpus.
- Step 3: Calculate word-word edge weights based on word semantic embeddings over the corpus.

For every sentence/document, we obtain word semantic features/embeddings from the outputs of the trained LSTM and calculate cosine similarity between words. If the similarity value exceeds a predefined threshold of ρ_{sem} , it means that the two words have a semantic relationship in the current sentence/document. We count the number of times for each pair of words having a semantic relationship over the whole corpus. The edge weight of each pair of words (nodes in the semantic-based graph) can be obtained by

$$d_{\text{semantic}}(w_i, w_j) = \frac{\#N_{\text{semantic}}(w_i, w_j)}{\#N_{\text{total}}(w_i, w_j)}, \quad (3)$$

where $d_{\text{semantic}}(w_i, w_j)$ denotes the edge weight between words w_i and w_j , $\#N_{\text{semantic}}(w_i, w_j)$ is the number of times that the two words have semantic relationship over all sentences/documents in the corpus, and $\#N_{\text{total}}$ is the number of times that the two words exist in the same sentence/document over the whole corpus.

Syntactic-based graph For each sentence/document in the corpus, we first utilize Stanford CoreNLP parser to extract the dependency between words. Though the extracted dependency is directed, for simplicity, we treat it as an undirected relationship. Similar to the strategies used in the above semantic graph, we count the number of times for each pair of words having syntactic dependency over the whole corpus and calculate the edge weight of each pair of words (nodes in the syntactic-based graph) by

$$d_{\text{syntactic}}(w_i, w_j) = \frac{\#N_{\text{syntactic}}(w_i, w_j)}{\#N_{\text{total}}(w_i, w_j)}, \quad (4)$$

where $d_{\text{syntactic}}(w_i, w_j)$ denotes the edge weight between words w_i and w_j , $\#N_{\text{syntactic}}(w_i, w_j)$ is the number of times that the two words have syntactic dependency relationship over all sentences/documents in the corpus, and $\#N_{\text{total}}$, as used in the formula (3), is the number of times that the two words exist in the same sentence/document over the whole corpus.

Sequential-based graph Sequential context depicts the local co-occurrence (between words) language property, which has been widely used for text representation learning. In this study, we utilize point-wise mutual information (PMI) to describe this kind of sequence context information using a sliding window strategy. The edge weight of each pair of words (nodes in the sequential based graph) is calculated by

$$d_{\text{sequential}}(w_i, w_j) = \log \frac{p(w_i, w_j)}{p(w_i)p(w_j)}, \quad (5)$$

where $p(w_i, w_j)$ is the probability of the word pair (w_i, w_j) co-occurring in the same sliding window, which is always

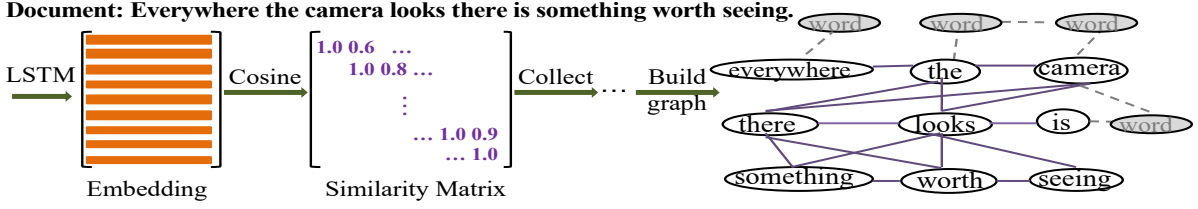


Figure 2: An example to show how to build relationship between words with LSTM encoded semantic information. Take one document for example, the semantic-based graph is constructed by collecting all semantic relationship word pairs over all the text corpus. For details see section *Text Graph Tensor Construction: Syntactic-based graph*.

estimated by $\frac{\#N_{\text{co-occurrence}}(w_i, w_j)}{\#N_{\text{windows}}}$, where $\#N_{\text{windows}}$ is the total number of the sliding windows over the whole text corpus and $\#N_{\text{co-occurrence}}(w_i, w_j)$ is the number of times that the word pair (w_i, w_j) co-occurs in the same sliding windows over the whole text corpus. $p(w_i) = \frac{\#N_{\text{occurrence}}(w_i)}{\#N_{\text{windows}}}$ is the probability that the word w_i is occurring in a given window over text corpus, where $\#N_{\text{occurrence}}(w_i)$ is the number of times that the word w_i occurs in the sliding windows over the whole text corpus.

Graph tensor learning

After obtaining a text graph tensor, we focus on exploiting effective learning frameworks to perform GCN on the graph tensor. In the following, we will first introduce a preliminary model “Merge edges + GCN” and then propose the TensorGCN model, which can directly learn on a graph tensor in a straightforward but effective way.

Preliminary model: merge edges + GCN A straightforward manner of dealing with this problem is to firstly reduce the graph tensor into a single graph and then utilize the standard GCN learner (2) to perform the learning process on the single graph. As we discussed in the above definition 0.1, here we mainly focus on the kind of graph tensor in which all the graphs share the same set of nodes, edges are the only difference. Therefore, we only need to merge the edges into one graph by pooling the adjacency tensor $\text{pooling}(\mathcal{A}) = \text{pooling}(A_1, A_2, \dots, A_r)$, such as *max pooling*, or *mean pooling*. A series of preliminary experiments illustrate that it does not work to use *max pooling* or *mean pooling* directly, due to that the graphs in the tensor are very heterogeneous and edge weights from different graphs do not match. Therefore, we employ a simple *edge-wise attention* strategy to harmonize edge weights from different graphs. The adjacency matrix of the merged graph is $A_{\text{merge}} = \text{pooling}(\mathcal{A}) = \sum_{i=1}^r W_{\text{edge}}^i \odot A_i$, where W_{edge}^i is the edge-wise attention matrix with the same size of the adjacency matrix, and \odot is the matrix dot product.

TensorGCN The above preliminary model takes a “rude” manner that treats all graphs in the same representation space and squeezes them into one graph, to some degree destroying the structure of the tensor. Different graphs maintain different properties to depict the given data. Therefore, it’s necessary to release some degree of freedom to the learn-

ing of different graphs in the tensor. On the other hand, we need to design a mechanism to harmonize heterogeneous information and structures of different graphs during the learning process. The underlying principle of graph neural network learning is that nodes pass message (coordinate information with each other) and update their feature representation by propagating information among other nodes within the neighborhood. Motivated by this message passing schema, we utilize a similar manner to propagate information between different graphs and thus generalize the single graph neural network learning formula (2) into a graph tensor version TensorGCN, which can directly perform convolutional learning on a tensor graph. For each layer of TensorGCN, we perform two kinds of propagation learning: first *intra-graph propagation* and then *inter-graph propagation* (see figure 3). We take the l th layer of TensorGCN for example.

$$\mathcal{H}^{(l)} \xrightarrow{f_{\text{intra}}} \mathcal{H}_{\text{intra}}^{(l)} \xrightarrow{f_{\text{inter}}} \mathcal{H}^{(l+1)}, \quad (6)$$

where $\mathcal{H}^l \in R^{r \times n \times d_l}$ (n : number of nodes, d_l : feature dimension in the l th layer), as defined in the section of *graph tensor definition*, is the hidden feature tensor of the l th layer in TensorGCN, and $\mathcal{H}_{\text{intra}}^{(l)}$ is the output feature tensor after performing intra-graph propagation. f_{intra} and f_{inter} denote the intra-graph propagation and inter-graph propagation, respectively. The learning details of the two kinds of propagation are described next.

The **intra-graph propagation** learning is to aggregate information from neighbors of each node within a graph (see figure 3-(a)). Therefore, the learning schema is almost identical to formula (2); the only difference is that all graphs have to perform GCN learning, resulting in a tensor version. Given the graph adjacency tensor $\mathcal{A} = (A_1, A_2, \dots, A_r) \in R^{r \times n \times n}$, the feature of the i th graph in the l th layer is updated by the intra-graph propagation f_{intra} as follows

$$\mathcal{H}_{\text{intra}}^{(l)}(i, :, :) = \sigma(\hat{\mathcal{A}}(i, :, :) \mathcal{H}^{(l)}(i, :, :) W_{\text{intra}}^{(l,i)}), \quad (7)$$

where $\hat{\mathcal{A}} \in R^{r \times n \times n}$ is the normalized symmetric graph adjacency tensor consisting of a series of normalized symmetric adjacency matrix. For example, $\hat{\mathcal{A}}(i, :, :) = \tilde{\mathcal{D}}(i, :, :)^{-\frac{1}{2}} \hat{\mathcal{A}}(i, :, :) \tilde{\mathcal{D}}(i, :, :)^{-\frac{1}{2}}$ is a symmetric normalization of the i th graph adjacency matrix, where $\hat{\mathcal{A}} = \mathcal{A} + \mathcal{I}$ (\mathcal{I} is an identity tensor consisting of r identity matrix) and $\tilde{\mathcal{D}}$ is the node degree tensor consisting of r diagonal node degree matrices (D_1, D_2, \dots, D_r) . Unlike formula (2), here

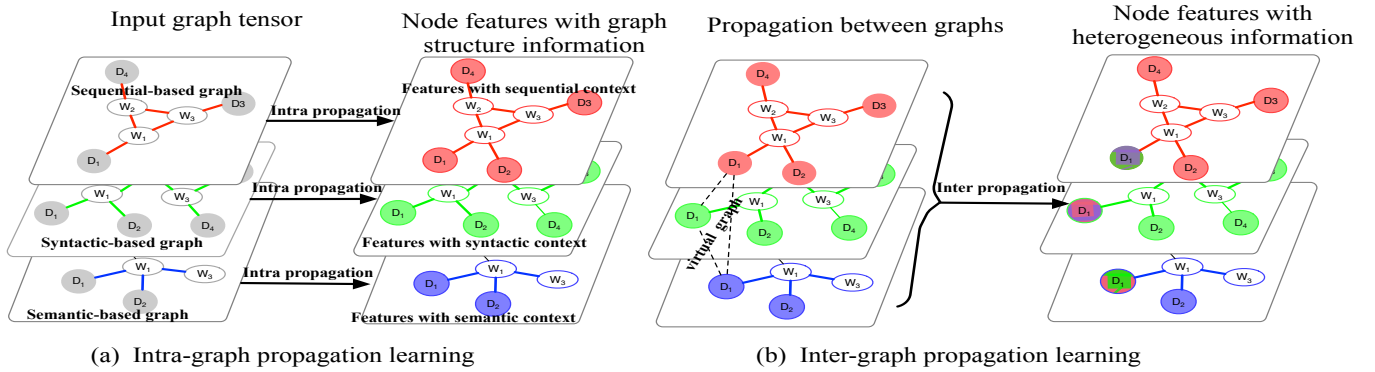


Figure 3: Take the text graph tensor (see Section *text Graph Tensor Construction*) with three word nodes and three document nodes for example to show one of the layer in the TensorGCN learning process. (a): Intra-graph propagation learning from the input graph tensor; (b): Inter-graph propagation learning with using the output of the intra-graph propagation as its input. Here we just take one virtual graph as an example to show how to harmonize heterogeneous information with inter-graph propagation learning. In practice, all virtual graphs have to perform inter-graph propagation learning.

the trainable weight matrix is designed to be layer and graph specific. For example, $W_{\text{intra}}^{(l,i)}$ is the weight matrix of the i th graph at l th layer². σ , as defined in the formula (2), is a kind of activation function.

The **inter-graph propagation** learning is to propagate/exchange information between different graphs in the tensor (see the figure 3-(b)), such that the heterogeneous information from the different graphs can be gradually fused into an accordant one. To achieve this purpose, we construct a series of special graphs, called **virtual graphs**, by connecting with nodes across the graphs in the tensor. As defined in the *definition 0.1* all graphs in the tensor actually share the same set of nodes, that is $V_i = V_j$ ($i, j = 1, 2, \dots, n$). We make the ‘‘copy nodes’’ $V_i(1), V_i(2), \dots, V_i(r)$ (actually they are the same node) from different graphs connect to each other. Ultimately, we in total obtain n virtual graphs, resulting in a **new graph adjacency tensor** $\mathcal{A}^+ \in R^{r \times r \times n}$ by collecting edge weights (specially here all weights are 1) of the n virtual graphs. The inter-graph information propagation learning f_{inter} on the virtual graphs is carried out by

$$\mathcal{H}^{(l+1)}(:, j, :) = \sigma(\mathcal{A}^+(:, :, j) \mathcal{H}_{\text{intra}}^{(l)}(:, j, :) W_{\text{inter}}^{(l,j)}), \quad (8)$$

where $\mathcal{H}^{(l+1)} \in R^{r \times n \times d_{l+1}}$ is the output of inter-graph propagation, also the input feature tensor of the $l + 1$ th layer in TensorGCN. $W_{\text{inter}}^{(l,j)}$ is the trainable weight in the inter-graph propagation learning. It’s important to be noted that here the new adjacency matrix $\mathcal{A}^+(:, :, j)$ are used neither doing symmetric normalization nor adding self-connections, which is very different from the formula (2) and (7). It’s not necessary to do renormalization to the adjacency matrix of

²We experimented with the setting that all graphs share the same trainable weights, but our preliminary experiments illustrate that this setting does not work. It should be noticed that the trainable weight is the only variable parameters of the GCN learner. It’s not reasonable to roughly compel all graphs to share this only variable parameters, especially when graphs are strong heterogeneous.

the virtual graphs since all nodes in a virtual graph are connected to each other, and the edge weights are set to 1. The self-connection strategy (always used in the standard GCN) is intentionally not used here for the purpose that heterogeneous information is more effectively fused together

In the last layer of TensorGCN, after completed inter-graph propagation, we perform a mean pooling over graphs to obtain the final representation of document nodes for classification.

Experiments and results analysis

In this section, we evaluate the performance of our proposed TensorGCN based text classification framework, then carefully examine the effectiveness of our constructed text graph tensor and the ability of our developed TensorGCN algorithm for joint learning on multi-graphs.

Symbol & abbreviation

For convenience, some symbols and abbreviations are used in the following experiments, which are listed in the table 1.

Symbol & Abbreviation	Explanation
20NG	The 20-Newsgroups dataset
R8	R8 Reuters dataset
R52	R52 Reuters dataset
Ohsumed	Ohsumed dataset
MR	Movie Review dataset
SemGraph	Semantic based graph
SynGraph	Syntactic based graph
SeqGraph	Sequential based graph
SemEdges	Edges of SemGraph
SynEdges	Edges of SynGraph
SeqEdges	Edges of SeqGraph

Table 2: Summary statistics of datasets and the number of edges in the constructed text graph tensor.

Dataset	# Doc	# Train	# Test	# Words	# Classes	Avg Length	#SemEdges	#SynEdges	#SeqEdges
20NG	18,846	11,314	7,532	42,757	20	221.26	87,431,640	13,816,858	22,413,246
R8	7,674	5,485	2,189	7,688	8	65.72	6,472,304	408,772	2,841,760
R52	9,100	6,532	2,568	8,892	52	69.82	8,204,096	553,218	3,574,162
Ohsumed	7,400	3,357	4,043	14,157	23	135.82	7,442,388	989,102	6,867,490
MR	10,662	7,108	3,554	18,764	2	20.39	1,660,038	177,294	1,504,598

Table 3: Test accuracy comparison with baselines on benchmark datasets.

Model	20NG	R8	R52	Ohsumed	MR
TF-IDF + LR	0.8319 ± 0.0000	0.9374 ± 0.0000	0.8695 ± 0.0000	0.5466 ± 0.0000	0.7459 ± 0.0000
CNN-rand	0.7693 ± 0.0061	0.9402 ± 0.0057	0.8537 ± 0.0047	0.4387 ± 0.0100	0.7498 ± 0.0070
CNN-non-static	0.8215 ± 0.0052	0.9571 ± 0.0052	0.8759 ± 0.0048	0.5844 ± 0.0106	0.7775 ± 0.0072
LSTM	0.6571 ± 0.0152	0.9368 ± 0.0082	0.8554 ± 0.0113	0.4113 ± 0.0117	0.7506 ± 0.0044
LSTM (pretrain)	0.7543 ± 0.0172	0.9609 ± 0.0019	0.9048 ± 0.0086	0.5110 ± 0.0150	0.7733 ± 0.0089
Bi-LSTM	0.7318 ± 0.0185	0.9631 ± 0.0033	0.9054 ± 0.0091	0.4927 ± 0.0107	0.7768 ± 0.0086
PV-DBOW	0.7436 ± 0.0018	0.8587 ± 0.0010	0.7829 ± 0.0011	0.4665 ± 0.0019	0.6109 ± 0.0010
PV-DM	0.5114 ± 0.0022	0.5207 ± 0.0004	0.4492 ± 0.0005	0.2950 ± 0.0007	0.5947 ± 0.0038
fastText	0.1138 ± 0.0118	0.8604 ± 0.0024	0.7155 ± 0.0042	0.1459 ± 0.0000	0.7217 ± 0.0130
fastText (bigrams)	0.0734 ± 0.0068	0.8295 ± 0.0003	0.6819 ± 0.0004	0.1459 ± 0.0000	0.6761 ± 0.0279
SWEM	0.8516 ± 0.0029	0.9532 ± 0.0026	0.9294 ± 0.0024	0.6312 ± 0.0055	0.7665 ± 0.0063
LEAM	0.8191 ± 0.0024	0.9331 ± 0.0024	0.9184 ± 0.0023	0.5858 ± 0.0079	0.7695 ± 0.0045
Graph-CNN-C	0.8142 ± 0.0032	0.9699 ± 0.0012	0.9275 ± 0.0022	0.6386 ± 0.0053	0.7722 ± 0.0027
Graph-CNN-S	—	0.9680 ± 0.0020	0.9274 ± 0.0024	0.6282 ± 0.0037	0.7699 ± 0.0014
Graph-CNN-F	—	0.9689 ± 0.0006	0.9320 ± 0.0004	0.6304 ± 0.0077	0.7674 ± 0.0021
Text GCN	0.8634 ± 0.0009	0.9707 ± 0.0010	0.9356 ± 0.0018	0.6836 ± 0.0056	0.7674 ± 0.0020
TensorGCN	0.8774 ± 0.0005	0.9804 ± 0.0008	0.9505 ± 0.0011	0.7011 ± 0.0024	0.7791 ± 0.0007

Datasets and baselines

A suite of recently widely used benchmark datasets were used to perform experiments and analysis. The benchmark corpora consist of five text classification datasets: 20-News groups dataset, Ohsumed dataset, R52 Reuters dataset, R8 Reuters dataset, and Movie Review dataset. These datasets involve many life genres, such as movie reviews, medical literature, and news document, etc. The Movie Review dataset is designed for binary sentiment classification. The 20-News groups dataset, R52 Reuters dataset, R8 Reuters dataset are news classification. The Ohsumed dataset is medical literature. A summary statistics of the benchmark datasets is presented in table 2.

The baselines can be categorized into four categories: 1) powerful traditional models, such as TF-IDF + LR ; 2) word embedding based models, mainly including PV-DBOW (Le and Mikolov 2014), PV-DM (Le and Mikolov 2014), fastText (Joulin et al. 2016), and some recent state-of-the-art methods such as SWEM (Shen et al. 2018) and LEAM (Wang et al. 2018); 3) sequence deep learning models which use CNN (Kim 2014), LSTM (Liu, Qiu, and Huang 2016) or Bi-LSTM as feature extractor; 3) graph based representation learning models, such as Graph-CNN-C (Defferrard, Bresson, and Vandergheynst 2016), Graph-CNN-S (Bruna et al. 2013), Graph-CNN-F (Henaff, Bruna, and LeCun 2015), and text GCN (Yao, Mao, and Luo 2019). More detail descriptions about baselines and datasets can be found in (Yao, Mao, and Luo 2019). To conduct a fair comparison study, we

utilize the results of baselines reported in (Yao, Mao, and Luo 2019), and use the same datasets with the same settings to test our model.

Experiment settings

In the construction of the sequential-based graph, the window size is 20 as used in (Yao, Mao, and Luo 2019), and in the semantic-based graph construction, the initial word embeddings are pre-trained with Glove, and the dimension is 300, the dimension of LSTM is also set to 300. As suggested and used in (Yao, Mao, and Luo 2019), in this study, we also take a two-layers TensorGCN and dimension of the node embedding in the first layer is 200, and the dimension of the node embedding in the second layer is equal to the number of the labels. In the training process, the dropout rate is 0.5, and L_2 loss weight is $5e-6$. As used in (Yao, Mao, and Luo 2019), we randomly selected 10% of the training set as the validation set, which labels are not be used for training. A maximum of 1000 epochs and Adam optimizer with a learning rate of 0.002 are used, and early stopping is performed when validation loss does not decrease for ten consecutive epochs.

All results reported in this study are the mean values of ten independent runs. Due to space limitations, the standard deviation values are given only in the table 3.

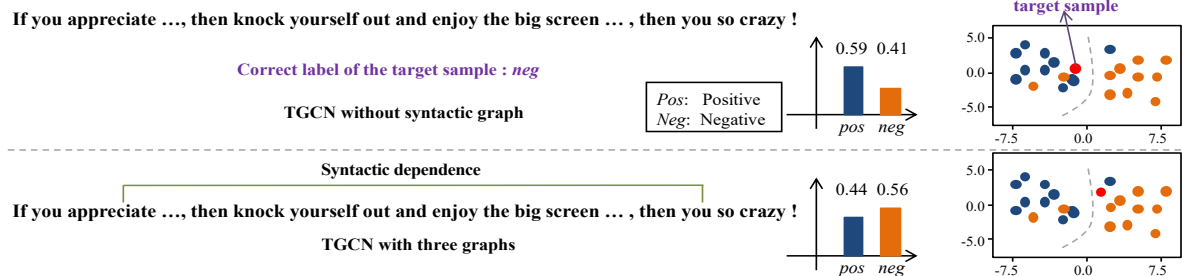


Figure 4: An example from the MR dataset to show how the important syntactic dependency information has been used by TensorGCN to enhance sentiment classification performance.

Results analysis

Performance A comprehensive experiment is conducted on the benchmark datasets. The results presented in the table 3 show that our proposed TensorGCN significantly outperforms all baselines (including some state-of-the-art embedding learning and graph-based models). It should be noted that the strong baseline Text GCN is equivalent to TensorGCN with only using the sequential-based graph.

Table 4: Analysis of the effectiveness of SeqGraph, SynGraph, and SemGraph. In the upper half table, the first three rows are the results of only using a single graph, while the lower half table is the results of ablation experiments. For example, SemGraph(w/o) means TensorGCN without using SemGraph. Graph tensor means three graphs are used.

Model	20NG	R8	R52	Ohsumed	MR
SeqGraph	0.8634	0.9707	0.9356	0.6836	0.7674
SynGraph	0.8478	0.9534	0.9299	0.6658	0.7496
SemGraph	0.8517	0.9520	0.9245	0.6626	0.7620
SemGraph(w/o)	0.8688	0.9776	0.9334	0.6917	0.7763
SynGraph(w/o)	0.8707	0.9753	0.9529	0.6854	0.7710
SeqGraph(w/o)	0.8699	0.9753	0.9486	0.6921	0.7746
Graph tensor	0.8774	0.9804	0.9505	0.7011	0.7791

Analysis of text graph tensor We also examine and perform an analysis of the effectiveness of our constructed text graph tensor. The results of a single text graph, pairs of every two graphs, and all three graphs (graph tensor) are presented in the table 4. We notice that graph tensor has the best performance, and each pair of graphs always show better performance than any single graph. The phenomena illustrate that the proposed three kinds of text graphs are complementary to each other. We also observed that different text graphs play different roles in different datasets. For example, in the ablation experiments, there are worse accuracy results on the Ohsumed dataset and MR dataset without using SynGraph. It means that syntactic dependency plays an important role in those two datasets. An example from the MR dataset has been presented in figure 4 to show how syntactic dependency information enhances the classification performance.

Analysis to TensorGCN learning Finally, we examine the effectiveness of TensorGCN learning. We developed two

Table 5: Analysis of the effectiveness TensorGCN learning. “Merge edges” is our proposed preliminary model which reduce multi-graphs into a single one with an edge-wise attention strategy (details see the section of *Graph Tensor Learning*). TensorGCN(intra) means TensorGCN without using inter-graph propagation, only intra-graph propagation used.

Model	20NG	R8	R52	Ohsumed	MR
Merge edges	0.8721	0.9749	0.9463	0.6951	0.7532
TensorGCN(intra)	0.8701	0.9808	0.9498	0.6723	0.7656
TensorGCN	0.8774	0.9804	0.9505	0.7011	0.7791

baselines that can deal with the multi-graphs learning problem. The first is the “Merge edges” method, which is our proposed preliminary model in the section of *Graph Tensor Learning*. The second baseline is TensorGCN(intra), which is TensorGCN but without using an inter-graph propagation strategy. Cao et al. (2019) also presented a method to deal with multiple graphs. Still, as we discussed above, it does not work (Our preliminary experiments show the performance is even worse than using a single graph) when graphs are very different and heterogeneous.

The comparison results presented in table 5 illustrates that TensorGCN has the best performance for jointly learning on multi-graphs. Compared to TensorGCN(intra), TensorGCN has better performance in almost all test datasets. Therefore the inter-graph propagation strategy (used for harmonizing information from different graphs) is very important for graph tensor learning.

Conclusions

In this study, we propose a text graph tensor to capture features from semantic, syntactic, and sequential contextual information. Experimental results illustrate that these different context constraints are complementary and very important for text representation learning. Furthermore, we generalize the graph convolutional networks into a tensor version TensorGCN which can effectively harmonize and integrate heterogeneous information from multi-graphs by the intra-graph and inter-graph propagation simultaneously learning strategy.

Acknowledgments

We thank the anonymous reviewers for their valuable comments. This work is supported by the National Key Research and Development Program of China (No.2018YFC0116800).

References

- [2017] Bastings, J.; Titov, I.; Aziz, W.; Marcheggiani, D.; and Sima'an, K. 2017. Graph convolutional encoders for syntax-aware neural machine translation.
- [2018] Battaglia, P. W.; Hamrick, J. B.; Bapst, V.; Sanchez-Gonzalez, A.; Zambaldi, V.; Malinowski, M.; Tacchetti, A.; Raposo, D.; Santoro, A.; Faulkner, R.; et al. 2018. Relational inductive biases, deep learning, and graph networks. *arXiv preprint arXiv:1806.01261*.
- [2013] Bruna, J.; Zaremba, W.; Szlam, A.; and LeCun, Y. 2013. Spectral networks and locally connected networks on graphs.
- [2018] Cai, H.; Zheng, V. W.; and Chang, K. C.-C. 2018. A comprehensive survey of graph embedding: Problems, techniques, and applications. *IEEE Transactions on Knowledge and Data Engineering* 30(9):1616–1637.
- [2019] Cao, Y.; Liu, Z.; Li, C.; Li, J.; and Chua, T.-S. 2019. Multi-channel graph neural network for entity alignment. *arXiv preprint arXiv:1908.09898*.
- [2015] Che, Z.; Kale, D.; Li, W.; Bahadori, M. T.; and Liu, Y. 2015. Deep computational phenotyping. In *Proceedings of the 21th ACM SIGKDD International Conference on Knowledge Discovery and Data Mining*, 507–516. ACM.
- [2011] Chenthamarakshan, V.; Melville, P.; Sindhvani, V.; and Lawrence, R. D. 2011. Concept labeling: Building text classifiers with minimal supervision. In *Twenty-Second International Joint Conference on Artificial Intelligence*.
- [2016] Conneau, A.; Schwenk, H.; Barrault, L.; and Lecun, Y. 2016. Very deep convolutional networks for text classification.
- [2019] Deac, A.; Huang, Y.-H.; Veličković, P.; Liò, P.; and Tang, J. 2019. Drug-drug adverse effect prediction with graph co-attention. *arXiv preprint arXiv:1905.00534*.
- [2016] Defferrard, M.; Bresson, X.; and Vandergheynst, P. 2016. Convolutional neural networks on graphs with fast localized spectral filtering. In *Advances in neural information processing systems*, 3844–3852.
- [2015] Henaff, M.; Bruna, J.; and LeCun, Y. 2015. Deep convolutional networks on graph-structured data. *arXiv preprint arXiv:1506.05163*.
- [2019] Iacobacci, I., and Navigli, R. 2019. Lstmembed: Learning word and sense representations from a large semantically annotated corpus with long short-term memories. In *Proceedings of the 57th Conference of the Association for Computational Linguistics*, 1685–1695.
- [2016] Joulin, A.; Grave, E.; Bojanowski, P.; and Mikolov, T. 2016. Bag of tricks for efficient text classification. *arXiv preprint arXiv:1607.01759*.
- [2014] Kim, Y. 2014. Convolutional neural networks for sentence classification.
- [2016] Kipf, T. N., and Welling, M. 2016. Semi-supervised classification with graph convolutional networks.
- [2014] Le, Q., and Mikolov, T. 2014. Distributed representations of sentences and documents. In *International conference on machine learning*, 1188–1196.
- [2018] Li, Q.; Han, Z.; and Wu, X.-M. 2018. Deeper insights into graph convolutional networks for semi-supervised learning. In *Proceedings of the Thirty-Second AAAI Conference on Artificial Intelligence*.
- [2015] Lipton, Z. C.; Kale, D. C.; Elkan, C.; and Wetzel, R. 2015. Learning to diagnose with lstm recurrent neural networks. *arXiv preprint arXiv:1511.03677*.
- [2016] Liu, P.; Qiu, X.; and Huang, X. 2016. Recurrent neural network for text classification with multi-task learning. 2873–2879.
- [2016] Luo, Y.; Uzuner, Ö.; and Szolovits, P. 2016. Bridging semantics and syntax with graph algorithms: state-of-the-art of extracting biomedical relations. *Briefings in bioinformatics* 18(1):160–178.
- [2016] Miotto, R.; Li, L.; Kidd, B. A.; and Dudley, J. T. 2016. Deep patient: an unsupervised representation to predict the future of patients from the electronic health records. *Scientific reports* 6:26094.
- [2018] Shen, D.; Wang, G.; Wang, W.; Min, M. R.; Su, Q.; Zhang, Y.; Li, C.; Henao, R.; and Carin, L. 2018. Baseline needs more love: On simple word-embedding-based models and associated pooling mechanisms.
- [2015] Tai, K. S.; Socher, R.; and Manning, C. D. 2015. Improved semantic representations from tree-structured long short-term memory networks.
- [2019] Tu, M.; Wang, G.; Huang, J.; Tang, Y.; He, X.; and Zhou, B. 2019. Multi-hop reading comprehension across multiple documents by reasoning over heterogeneous graphs. *arXiv preprint arXiv:1905.07374*.
- [2019] Vashishth, S.; Bhandari, M.; Yadav, P.; Rai, P.; Bhattacharyya, C.; and Talukdar, P. 2019. Incorporating syntactic and semantic information in word embeddings using graph convolutional networks. In *Proceedings of the 57th Conference of the Association for Computational Linguistics*, 3308–3318.
- [2012] Wang, S., and Manning, C. D. 2012. Baselines and bigrams: Simple, good sentiment and topic classification. In *Proceedings of the 50th annual meeting of the association for computational linguistics: Short papers-volume 2*, 90–94. Association for Computational Linguistics.
- [2018] Wang, G.; Li, C.; Wang, W.; Zhang, Y.; Shen, D.; Zhang, X.; Henao, R.; and Carin, L. 2018. Joint embedding of words and labels for text classification. 2321–2331.
- [2019] Xu, N.; Wang, P.; Chen, L.; Tao, J.; and Zhao, J. 2019. Mr-gnn: Multi-resolution and dual graph neural network for predicting structured entity interactions. *arXiv preprint arXiv:1905.09558*.
- [2019] Yao, L.; Mao, C.; and Luo, Y. 2019. Graph convolutional networks for text classification. In *Proceedings of*

the AAAI Conference on Artificial Intelligence, volume 33, 7370–7377.

[2015] Zhang, X.; Zhao, J.; and LeCun, Y. 2015. Character-level convolutional networks for text classification. In *Advances in neural information processing systems*, 649–657.