

Maximal simply connected Lorentzian surfaces with a Killing field and their completeness

Lilia Mehidi

December 21, 2024

Abstract

In the first part of this paper, we give a global description of simply connected maximal Lorentzian surfaces whose group of isometries is of dimension 1 (i.e. with a complete Killing field), in terms of a 1-dimensional generally non-Hausdorff manifold (the space of Killing orbits) and a smooth function defined there. In the second part, we study the completeness of such surfaces and prove in particular that under the hypothesis of bounded curvature, completeness is equivalent to null completeness. We also give completeness criterions involving the topological structure of the space of Killing orbits, or both the topology of this space and the geometry of the surface.

1 Introduction

1.1 On maximal simply connected Lorentzian surfaces with a Killing field

The local geometry of Lorentzian surfaces with a Killing field is well known; the metric is locally given by $2dx dy + f(x)dy^2$, where f is a y -independent scalar function, so the metric is locally determined by the norm of the Killing field. The globalization of this picture cannot be done in general; the obstruction to globalizing this picture is the possible presence of Reeb components in the foliation defined by the Killing field or the orthogonal foliation, which amounts to saying that none of the two null foliations is globally transverse to the Killing field (this has been studied in [1]).

In the first part of this paper, we will see that the global structure of a Lorentzian surface (X, K) with a Killing field K can be analysed in terms of the space \mathcal{E}_X of Killing orbits. We want to give a description of these surfaces using the two following data:

- the space \mathcal{E}_X of Killing orbits, which gives a 1-dimentional (generally non Hausdorff) Riemannian manifold, equipped with some combinatorial data that we call "a linking structure" (see Definition 3.16),
- a smooth function defined on it, given by the function induced by the norm of K on \mathcal{E}_X .

This will give in particular a topological characterization of the space of Killing orbits of such surfaces when the set of branch points of \mathcal{E}_X is locally finite.

A first problem is that \mathcal{E}_X can lack even the fundamental properties of a manifold; for example, consider a flat 2-dimentional torus, and take as Killing field any constant vector field with irrational slope, then the lines of the Killing field are dense in T^2 and the space of leaves has the trivial topology. Nothing like this occurs in \mathbf{R}^2 , where the leaves can be neither closed curves nor dense. To prevent this kind of behaviour of the Killing orbits, we assume that X is simply connected,

hence homeomorphic to \mathbf{R}^2 . In this case, if K is supposed to be non singular, then \mathcal{E}_X is a 1-dimensional simply connected manifold with a countable base (usually non-Hausdorff): Haefliger-Reeb [10].

The simple-connectivity is not the end of the problem however. Indeed, in general, the two data given above do not determine the global structure of the surface. Given a simply connected Lorentzian surface (X, K) , the presence of a Killing field leads to the existence of local reflections defined in the interior of the connected components of the set $X \setminus \{\langle K, K \rangle = 0\}$; these reflections are isometries permuting the null foliations and they are called "generic reflections" (see Proposition 2.5 [1]). Consider a non-flat torus (T, K) admitting a Killing field K ; the space of leaves is a circle, and the norm of K on the universal cover induces a periodic function $f \in C^\infty(\mathbf{R}, \mathbf{R})$. Now, given a periodic function f , one can associate to it infinitely many metrics on the torus with non-isometric universal cover (see [1] for details, or [13] Section 1 for a quick introduction). Indeed, one can simply define a surface $2dxdy + f(x)dy^2$, $(x, y) \in \mathbf{R}^2$ which is the universal cover of a torus; such a surface in which one of the two null foliations is everywhere transverse to $K = \partial_y$ is called "a ribbon" in [1] and x is called the transverse coordinate. However one can also define a periodic sequence of surfaces $2dxdy + f_i(x)dy^2$, $(x, y) \in U_i := I_i \times \mathbf{R}$, $i \in S$, where $f_i := f|_{I_i}$, such that $I_i \cap I_{i+1}$ is a connected component of $\mathbf{R} \setminus \{f = 0\}$, and glue U_i and U_{i+1} using a generic reflection. If S is in one-to-one correspondence with the set $\pi_0(\mathbf{R} \setminus \{f = 0\})$ for instance, this gives the universal cover of a torus in which the foliation of the Killing field contains only Reeb components.

Theorem 1.1 (Bavard-Mounoud, [1]). *The isometry class of the universal cover of a non-flat torus with a Killing field admitting a null orbit is determined by a non constant periodic function $f \in C^\infty(\mathbf{R}, \mathbf{R})$, that vanishes, together with a countable set of periodic marking points on \mathbf{R} .*

The problem above is avoided by supposing that the surface is maximal, i.e. cannot be extended. Let (X, K) be a simply connected surface with a Killing field K ; the Killing field defines a singular foliation of the plane whose singularities are saddle points. The space of leaves of such a foliation is no longer a simply connected manifold, but it gives rise to a nice Riemannian manifold \mathcal{E}_X of dimension 1 such that there exists a local diffeomorphism $\mathbf{x} \in C^\infty(\mathcal{E}_X, \mathbf{R})$; which locally is given by the transverse coordinate. In the first paragraph of this paper, we examine the topology of this manifold; a topology satisfying these constraints will be referred to as the \mathfrak{T} topology (see Definition 3.15). We will see in particular that some geometric properties of the surface have direct consequences on the topology of the space of Killing orbits. We prove the following

Theorem 1.2. *There is a bijection between smooth simply connected and maximal Lorentzian surfaces (X, K) admitting a non-trivial complete Killing field K (up to isometry), and the quadruplets $(\mathcal{E}, \mathcal{A}, x, F)$, up to equivalence (see Proposition 3.23 for more details), where*

1. \mathcal{E} is a 1-dimensional smooth manifold \mathcal{E} with a countable base, and topology \mathfrak{T} ,
2. \mathcal{A} is a linking structure \mathcal{A} on \mathcal{E} ,
3. $\mathbf{x} : \mathcal{E} \rightarrow \mathbf{R}$ is a smooth local diffeomorphism, defined up to translation and change of sign, defining on \mathcal{E} a translation structure,
4. $F \in C^\infty(\mathcal{E}, \mathbf{R})$ is an \mathcal{A} -inextensible smooth function such that the set $\{F = 0\}$ is composed of
 - (a) the closure of the set of branch points, with simple zeros on cycles of branch points,
 - (b) elements of $I \in \Sigma$ whose closure in \mathcal{E} is Hausdorff.

Here, Σ denotes the set of connected components of the interior of $\mathcal{E} \setminus B$, where B is the set of branch points of \mathcal{E} . Once this correspondence is obtained, we will give in the second part of this paper some classes of surfaces in which one can say something about geodesic completeness.

In particular, we can describe all complete and simply connected Lorentzian surfaces admitting a Killing field, with bounded curvature.

1.2 On the completeness of Lorentzian surfaces with a Killing field

Compact case: Hopf-Rinow vs Clifton-Pohl. Hopf-Rinow's theorem states that a Riemannian metric is geodesically complete if and only if the canonically associated distance is complete; in particular any compact Riemannian manifold is complete; the same holds for any Riemannian manifold that is globally homogeneous. There are no analogous conclusions in the Lorentzian case, and it is well known that a compact Lorentzian manifold may be geodesically incomplete. More generally (see [4, Lemma p.22]), if a Lorentzian torus is null complete, then its null foliations contain no Reeb components. In particular, the Clifton-Pohl torus is null incomplete (see figure below), and all the complete metrics belong to the same connected component of the space of Lorentzian metrics, the one containing the flat metrics.

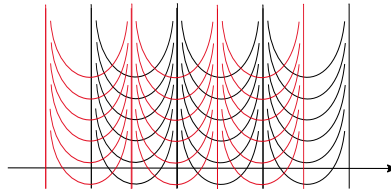


Figure 1: Null foliations of the Clifton-Pohl torus

In [14] and [15], Romero and Sanchez give different examples and different ways to obtain incomplete Lorentzian metrics on the torus T^2 . At the same time, Guediri and Lafontaine obtained in [9] examples of incomplete compact and locally homogeneous Lorentzian manifolds. The lack of completeness in the compact case gave rise to the obtention of additional conditions which, joint to compactness, would imply completeness of the Lorentzian manifold. Thus, the question of geodesic completeness in the pseudo-Riemannian setting is often viewed from the point of view of (G, X) -structures: under what assumptions are the (G, X) -compact manifolds (where G preserves a pseudo-riemannian metric) geodesically complete? When G preserves a Riemannian metric, all (G, X) -compact manifolds are complete, by the Riemannian Hopf-Rinow theorem. Carrière shows in [3] that any flat Lorentzian metric on T^2 is complete; these surfaces are locally modeled on Minkowski plane. Klingler generalizes this to Lorentzian manifolds of constant curvature [11]. Sanchez shows in [16] that a 2-dimensional torus admitting a Killing field with a null orbit is never complete. This becomes clear if one remembers that the universal cover of such a torus is a proper open subset of its universal extension, a result by Bavard and Mounoud [1]. These models are proved to be complete in [13]. In this paper, we study more generally the completeness of simply connected Lorentzian surfaces admitting a Killing field.

In their paper [14], Romero and Sanchez conjecture that the null completeness of a compact Lorentzian manifold implies completeness; which is proved to be true for locally homogeneous manifolds [12]. If we consider tori with one of the two null foliations by circles, then this is "generically true" [5], but there are arguments to think that maybe a counterexample can be found. We obtain the following result:

Theorem 1.3. *A smooth Lorentzian surface with a complete Killing field and bounded curvature is complete if and only if it is null complete.*

The null completeness of the surface is equivalent to saying that \mathcal{E} satisfies a certain property of "weak" geodesic completeness, defined relative to the linking structure. We also give com-

pleteness criteria involving both the topological structure of the space of Killing orbits and the geometry of the surface. If (X, K) is a Lorentzian surface with a Killing field K , the local diffeomorphism $\mathbf{x} \in C^\infty(\mathcal{E}_X, \mathbf{R})$ on the space of leaves induces a Riemannian structure on it by taking the metric $\sigma = d\mathbf{x}^2$. This defines a uniform structure on \mathcal{E}_X for which one can consider a stronger completeness condition than the geodesic completeness of the space of leaves, regarded as a Riemannian manifold. In the following results, we say that \mathcal{E}_X is complete if it is complete for this uniform structure.

Theorem 1.4. *Let (X, K) be a simply connected null complete Lorentzian surface with Killing field K . Suppose that the transverse derivative of the norm of K is a bounded function, then X is complete if and only if geodesics orthogonal to K are complete. If in addition \mathcal{E}_X is complete, then X is complete.*

Theorem 1.5. *Let (X, K) be a simply connected Lorentzian surface with Killing field K , such that the norm of K is a bounded function. Suppose that \mathcal{E}_X is complete and contains no infinite chain of branch points, then X is complete.*

Here, an infinite chain of branch points is a countable set $\{p_i\}_{i \in I}$ of points in \mathcal{E}_X such that for all $i \in I$, there is $j \in I, j \neq i$, such that p_i and p_j cannot be separated by disjoint neighborhoods.

In the study of geodesic completeness, special attention is given to geodesics that stay in a maximal ribbon after a certain while. For a fixed ribbon, either they are all complete, or all incomplete, and their completeness is characterized in terms of a condition involving the norm of the Killing field in the given ribbon. With conditions involving this time only the topology of the space of leaves, we give a large class of surfaces where all the geodesics of the surface end in some maximal ribbon, hence in which geodesic completeness is characterized. Among them we have the "small surfaces" (Definition 4.15) which are maximal surfaces with a finite number of ribbons. We end this paper by giving various examples illustrating completeness behaviours for the geodesics of a null complete Lorentzian surface, which may appear when omitting certain conditions in the completeness results of the previous paragraphs. We obtain for example a simply connected surface all of whose geodesics are complete, except timelike geodesics from a certain point.

This paper is organized as follows: in paragraph 2 we introduce the fundamental tools and notions from [1] dealing with the geometry of compact Lorentzian surfaces with a Killing field, and set up the necessary vocabulary to reading this paper. In paragraph 3, we obtain a description of maximal and simply connected Lorentzian surfaces admitting a Killing field using the space of Killing orbits. Paragraph 4 deals with geodesic completeness of these surfaces.

ACKNOWLEDGEMENTS

The author would like to gratefully acknowledge her thesis advisor Christophe Bavard for his insight, his support and encouragements, and the long hours of discussion he devoted to her, without which this article would not have been completed. She also thanks Pierre Mounoud for drawing her attention to the existence of the example 3.16 of this paper.

Contents

| | | |
|----------|--|----------|
| 1 | Introduction | 1 |
| 1.1 | On maximal simply connected Lorentzian surfaces with a Killing field | 1 |
| 1.2 | On the completeness of Lorentzian surfaces with a Killing field | 3 |

| | | |
|----------|---|-----------|
| 2 | Structure of Lorentzian surfaces admitting a Killing field | 5 |
| 3 | Maximal simply connected Lorentzian surfaces with a Killing field | 7 |
| 3.1 | Topological and differential properties of the space of leaves | 7 |
| 3.2 | Distinguished geodesics and linking structures | 12 |
| 3.3 | Correspondence between maximal surfaces and étalé manifolds | 16 |
| 4 | Completeness of Lorentzian surfaces with a Killing field | 20 |
| 4.1 | Critical Clairaut constant associated to a semi-ribbon | 20 |
| 4.2 | Small surfaces | 24 |
| 4.3 | Completeness results with controlled geometry | 25 |
| 4.4 | Completeness results with topological conditions on the space of leaves | 28 |
| 4.5 | Completeness results with mixed topological and geometrical conditions | 31 |
| 4.6 | Examples and non-examples | 32 |

2 Structure of Lorentzian surfaces admitting a Killing field

All the facts we will be compiling in this section, dealing with the geometry of Lorentzian surfaces with a Killing field, have been investigated in [1]. Let (X, K) be a Lorentzian surface with a Killing field K , which we assume to be complete.

Definition 2.1 (ribbons, bands and dominoes). *Let U be a subset of X saturated by K . Suppose K never vanishes on U ; we say that (U, K) is*

- (1) *a ribbon if U is open, simply connected and if one of the null foliations in U is everywhere transverse to K .*
- (2) *a band if U is homeomorphic to $[0, 1] \times \mathbf{R}$, with $\langle K, K \rangle$ vanishing on the boundary and not vanishing in the interior of U .*
- (3) *a domino if U is open, simply connected, and K has a unique null orbit in U .*

The closure of the connected components of $X \setminus \{\langle K, K \rangle = 0\}$ are bands. We have the following definition, resulting from Lemma 2.8 of [1]:

Definition 2.2. *A Lorentzian band (B, K) is said to be:*

- (1) *of type I: if the foliations defined by K and K^\perp are both suspensions.*
- (2) *of type II: if the foliation of K is a suspension and that of K^\perp is a Reeb component.*
- (3) *of type III: if the foliation of K is a Reeb component and that of K^\perp is a suspension.*

In the following figures, the foliation of K is represented in black, and the orthogonal foliation in red.

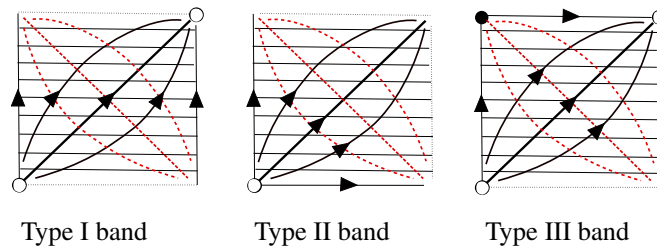


Figure 2: A type I, type II and type III band

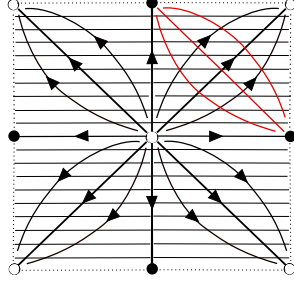


Figure 3: The Clifton-Pohl torus has 4 bands of type II

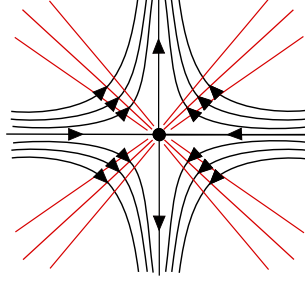


Figure 4: A saddle with the origin removed contains 4 bands of type III.

The existence of local reflections. The presence of a Killing field leads to the existence of local reflections. The reflection fixing a nondegenerate geodesic perpendicular to K is an isometry, but unlike the Riemannian case, it is only defined locally when the norm of K vanishes (see the figure above). We write this in the following:

An atlas for (X, K) . If U denotes a ribbon in X and $p \in U$, we can choose a null-geodesic γ passing through p , maximal in U and transverse to K . On the saturation of the geodesic by the flow of K , which is equal to U by connexity, the metric writes

$$2dx dy + f(x)dy^2,$$

where $L = \partial_x$ is a null vector field parametrized by $\langle L, K \rangle = 1$, and $K = \partial_y$. The coordinate denoted by x , which is well defined up to translation, will be called the "transverse coordinate", or simply the x -coordinate. Thus, the norm of K in the ribbon is given by f in the x -coordinate; it vanishes on the null orbits of K contained in U .

Remark 2.3. ([1, Lemme 2.25]). *The geodesic parametrization of a null orbit of K is incomplete if and only if it corresponds to a simple zero of f .*

When $\langle K, K \rangle(p) \neq 0$, there exists another null-geodesic transverse to K and passing through p , giving rise to another formula for the metric on an open set U' of X . On the intersection $U \cap U'$, the norm of K doesn't vanish: we have by Proposition 2.5 of [1] the existence of a generic reflection, i.e. a local isometry fixing a non-degenerate geodesic perpendicular to K and sending K to $-K$, and thus permuting the null foliations. The transition map is given on $U \cap U'$ by composing $(x, y) \mapsto (-x, -y)$ with the generic reflection ϕ given by $\phi(x, y) = (x, 2G(x) - y)$, where G is a primitive function of $-1/f$.

This gives an atlas of X minus the zeros of K , such that on each open set the metric reads $2dx dy + f(x)dy^2$, with $K = \partial_y$, and transition maps are given by generic reflections.

Riemannian structure on the space of Killing orbits. Let (X, K) be a simply connected Lorentzian surface with Killing field K . Consider a positively oriented hyperbolic basis (U, V) in $\mathfrak{X}(X)$, the space of smooth vector fields on X , i.e. $\langle U, U \rangle = \langle V, V \rangle = 0$ and $\langle U, V \rangle = 1$. Define a volume form ν by setting $\nu(U, V) = 1$; ν does not depend on the choice of this basis. Define a 1-form $\omega := i_K \nu$: this form is closed, hence exact since X is simply connected. So there exists a submersion $\mathbf{x} \in C^\infty(X, \mathbf{R})$ (defined up to translation) such that $\omega = d\mathbf{x}$, inducing a local diffeomorphism¹ between the space of leaves of K and \mathbf{R} . This makes it into a manifold of dimension 1 (see [1, Proposition 2.21]), on which we can define a Riemannian structure by taking the metric $d\mathbf{x}^2$. The submersion \mathbf{x} coincides, up to translation and change of sign, with the x -coordinate of any local chart. When X is the universal cover of a non-flat torus, the diffeomorphism between the space of Killing orbits and \mathbf{R} is a global diffeomorphism, making this space into a Hausdorff manifold of dimension 1.

3 Maximal simply connected Lorentzian surfaces with a Killing field

3.1 Topological and differential properties of the space of leaves

Let (X, K) be a simply connected Lorentzian surface admitting a non-trivial Killing field K . Denote by \mathcal{E}_X the space of leaves of the foliation defined by K . It is an orientable 1-dimensional Riemannian manifold, generally non-Hausdorff. In this paragraph, we examine the topology and the geometry of this manifold:

- What are the possible branch points in \mathcal{E}_X ? Do they satisfy some combinatorial property (existence of global constraints on the set of branch points) ?
- Completeness of \mathcal{E}_X (for the induced uniform structure) ?

In the elementary case, i.e. when the norm of K does not vanish, the space of leaves is homeomorphic to the real line; indeed, since X is homeomorphic to the plane, null cones determine two one dimensional foliations all of whose leaves are homeomorphic to the line, and which are moreover everywhere transverse to K since the norm of the latter does not vanish. The space of leaves can then be parameterized by a maximal null geodesic. *In the following, X is assumed to be non-elementary.*

We will see that some geometric properties of the surface have consequences on the topology of the space of Killing orbits; we distinguish in particular the following cases:

1. X maximal;
2. X null complete;
3. X analytic and maximal.

Recall that a null complete surface admitting a Killing field is maximal and has no saddle at infinity (i.e. any null orbit of K is contained in a complete null geodesic, see [1, Definition 3.2]).

A point p on \mathcal{E}_X is said to be a "branch point" if there is a point $q \neq p$ such that p and q cannot be separated by disjoint neighborhoods in \mathcal{E}_X . Denote by B the set of branch points, and Σ the set of connected components of the interior of $\mathcal{E}_X \setminus B$.

Definition 3.1. A branch point p of \mathcal{E}_X is said to be a "simple branch point" if the set V_p of points $q \neq p$ such that p and q cannot be separated, satisfies one of the two following properties:

- V_p contains only one point;
- V_p contains exactly two distinct points that can be separated.

¹We use the french terminology and say that a manifold \mathcal{E} is "étalé" in \mathbf{R} if there is a local diffeomorphism from \mathcal{E} into \mathbf{R} (Definition 3.4).

Definition 3.2. 1) A *simple branching* is the union of a pair of simple branch points $(p_i)_{i \in \mathbf{Z}/2\mathbf{Z}}$ such that for $i \in \mathbf{Z}/2\mathbf{Z}$, $p_{i+1} \in V_{p_i}$, and the element $\sigma \in \Sigma$ such that $\forall i \in \mathbf{Z}/2\mathbf{Z}$, $p_i \in \bar{\sigma}$.
 2) A *branching of order $n \in \mathbf{N}_{\geq 2}$* is a cycle of order n of simple branchings.

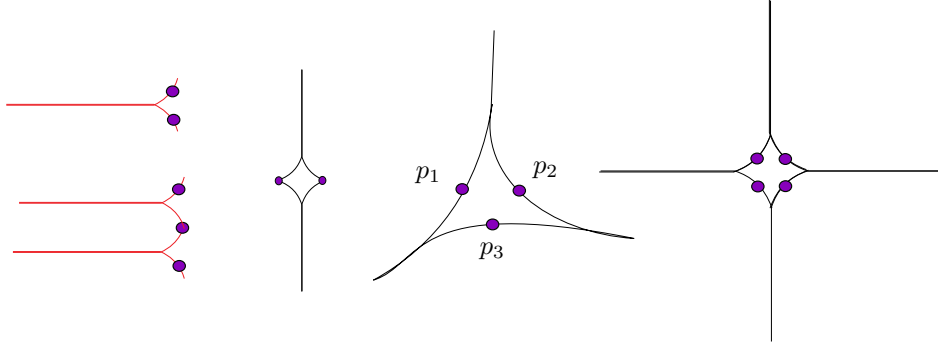


Figure 5: A simple branching; a chain of simple branchings; branchings of order 2, 3 and 4

We also define an "*infinite (resp. finite) chain of simple branchings*", for which the simple branch points -in infinite (resp. finite) number- are indexed by \mathbf{Z} (resp. a finite subset of \mathbf{Z}) instead of $\mathbf{Z}/n\mathbf{Z}$.

The possible branch points in the space of leaves are described in [1, Paragraph 4.1]. First, we give an exposition of what is known in [1] about this manifold, before we can fully describe its topology. The branch points of \mathcal{E}_X correspond precisely to the null orbits of K bordering the squares of X ; in other words, to the boundaries of the connected components of $\{\langle K, K \rangle \neq 0\}$ in X .

Definition 3.3. Let (X, K) be a simply connected Lorentzian surface with Killing field K . A null band of X is a connected component of the interior of the set $\{\langle K, K \rangle = 0\}$. The space of leaves of a null band will be referred to as a null component of \mathcal{E}_X . The null components have Hausdorff closure.

Notation: Let (X, K) be a simply connected Lorentzian surface with a Killing field K . We denote by Σ_1 (resp. Σ_0) the subset of Σ of elements with non Hausdorff (resp. Hausdorff) closure.

We define the following property (\mathcal{P}) on \mathcal{E}_X :
 If $\sigma \in \Sigma_1$, then $\bar{\sigma}$ is a closed interval with exactly one or two pairs of non-separated points in the boundary.

When X is a **maximal** surface, \mathcal{E}_X satisfies the property (\mathcal{P}), i.e. Σ is the union of

- intervals $I_i, i \in I$, such that $\{\langle K, K \rangle \neq 0\} = \coprod_{i \in I} I_i$ and

$$\bar{I}_i^{\mathcal{E}_X} = \begin{cases} \text{The space of leaves of a square} \\ \text{or} \\ \text{The space of leaves of a type III band near infinity} \end{cases}$$

- intervals $J_j, j \in J$, such that $\overbrace{\{\langle K, K \rangle = 0\}}^{\circ} = \coprod_{j \in J} J_j$, and

$$\overline{J_j}^{\mathcal{E}_X} = \begin{cases} \text{---} \bullet \text{---} \bullet & \text{The closure of a null component} \\ \text{or} \\ \text{---} \text{---} \bullet & \text{The closure of a null component near infinity} \end{cases}$$

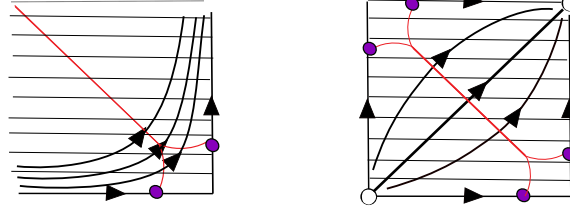


Figure 6: The space of leaves of a type III band (on the left) and a square (on the right)

This is equivalent to saying that when X is maximal, and if U is a connected component of $X \setminus \{\langle K, K \rangle = 0\}$, then the closure of U in X minus the zeros of K is either a Lorentzian square or a type III band; this is proved in [1, Proposition 2.20]. Note that if X is not maximal, an interval of $\mathcal{E}_X \setminus B$ whose closure in \mathcal{E}_X is a Hausdorff segment is the space of leaves of a type I band or a type II band, half a band, or a null component.

These segments can accumulate, and the set of branch points B is not closed in general.

A null orbit of K isolated in $\{\langle K, K \rangle = 0\}$ is the border between two adjacent squares. Denote by f the function induced by the norm of K in the ribbon containing this orbit. The following figure shows how the segments corresponding to squares are connected to each other in the space of leaves, depending on whether f changes sign or not.

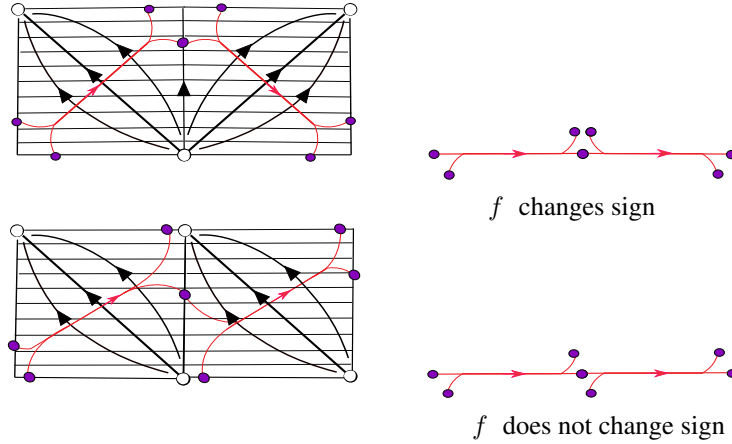


Figure 7: Connecting two squares in the space of leaves



Figure 8: Presence of a null-component

From a topological point of view, the spaces of leaves represented in Figure 7 are the same. The only consideration of the space of leaves is therefore not sufficient to characterize the foliation. For example, to a manifold with 3 simple branch points, one can associate two conjugation classes of non-oriented foliations (see [7]; in this paper, Godbillon gives a topological classification of foliations of the plane whose space of leaves have a finite number of branch points).

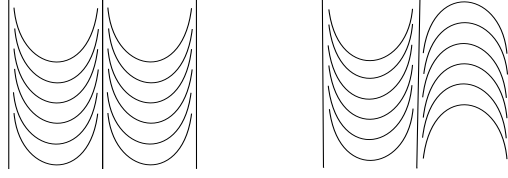


Figure 9: Two classes of foliations associated to a manifold with 3 simple branch points

Definition 3.4. A smooth manifold \mathcal{E} of dimension 1 is said to be "étalé in \mathbf{R} " if there is a local diffeomorphism of \mathcal{E} into \mathbf{R} .

Given an oriented manifold of dimension 1 étalé in \mathbf{R} , we distinguish in the following definition two types of non-separation for the branch points.

Definition 3.5. Let \mathcal{E} be a manifold of dimension 1 étalé in \mathbf{R} by a local diffeomorphism $\mathbf{x} \in C^\infty(\mathcal{E}, \mathbf{R})$. Let p and q be two non-separated points of \mathcal{E} . We say that p and q are not right-separated (resp. left-separated) and we write $p \mathcal{R}_r q$ (resp. $p \mathcal{R}_g q$) if, given two neighborhoods V_p and V_q of p and q respectively, $\mathbf{x}(V_p \cap V_q)$ is on the right (resp. on the left) of x_0 .

It is not difficult to see that \mathcal{R}_r and \mathcal{R}_l are equivalence relations on B . For every $p \in B$, denote by $[p]_r$ (resp. $[p]_l$) the equivalence class of p for the relation \mathcal{R}_r (resp. \mathcal{R}_l). When $\mathcal{E} = \mathcal{E}_X$ for a certain simply connected Lorentzian surface (X, K) , the branch points of \mathcal{E}_X are simple branch points; therefore, these equivalence classes have cardinality 1 or 2.

We say that an infinite chain of simple branchings is bounded on the right (resp. on the left) if it contains a branch point p such that $\#[p]_r = 1$ (resp. $\#[p]_l = 1$); this point is then called the "right-boundary" (resp. "left-boundary") of the chain. It is a finite chain if and only if it is bounded on both sides.

Remark 3.6. If p is a branch point of \mathcal{E}_X such that $\#[p]_r = \#[p]_l = 2$, then the corresponding null orbit of K is isolated in the closed set $\{\langle K, K \rangle = 0\}$, for it borders two bands in X ; the converse is true if X is assumed to be maximal (see the proof of Proposition 3.7).

Proposition 3.7. Let (X, K) be a simply connected non-elementary Lorentzian surface with a non-trivial Killing field K . Then \mathcal{E}_X is a (connected) étalé manifold of dimension 1 with a countable base (usually non-Hausdorff), whose non-separated points are simple branch points. And

1. if X is a maximal with no zero of K , then \mathcal{E}_X is simply connected and satisfies the property (P). Moreover, on a finite or infinite fixed branching, the corresponding null orbits of K are all of the same nature (complete or not).
2. if X is null complete, then \mathcal{E}_X satisfies the property (P), and all finite cycles of simple branchings have order 4.

Proof. 1) Suppose X is maximal with no zero of the Killing field, then K induces a non singular foliation of the plane, and simple connectedness of the space of leaves results from [10, Proposition 1 p. 121]. To show the second part of 1), consider U a Lorentzian domino contained in X and

$f \in C^\infty(I, \mathbf{R})$, $I = \mathbf{x}(U)$, the function such that $f \circ \mathbf{x} = \langle K, K \rangle$. Translating \mathbf{x} if necessary, set $x_0 = 0$ in the unique zero of f in I , and fix $U_0 =]-m, 0] \times \mathbf{R}$ a component of $U \setminus \{\langle K, K \rangle = 0\}$; where $m \in \mathbf{R}$ is the length of the segment \mathcal{E}_{U_0} . Taking the local chart in the interior of U_0 induced by the other null foliation, we have a ribbon $\hat{U}_0 =]0, m[\times \mathbf{R}$, $2dxdy + \hat{f}(x)dy^2$, such that $\hat{f}(x) = f(m-x)$, contained in U , and which is maximal in the latter. It is clear that \hat{f} extends into a function g defined over an interval $]0, m'[$, $m' > m$, since \hat{f} defines the same germ at $x = m$ as f at $x = 0$. We then define a proper extension of U by gluing a ribbon R_g along U_0 using a reflection of U_0 . Thus, if X contains a domino U , it also contains, by maximality, an extension of U of the previous form. Denote by p the branch point in \mathcal{E}_X corresponding to the (isolated) null orbit of K in U , this yields in particular that $\#[p]_r = \#[p]_l = 2$. Moreover, $x = 0$ is a simple zero of f if and only if $x = m$ is a simple zero of g ; consequently, the corresponding null orbits of K are of the same nature, complete or not (see Remark 2.3). Note that \mathcal{E}_X cannot contain a branching of finite order since it is simply connected; so a simple branching in \mathcal{E}_X is contained in a finite or infinite chain of simple branchings. It follows also from the above construction that \mathcal{E}_X satisfies the property (\mathcal{P}) .

2) Suppose now that X is null complete, and consider a Lorentzian domino U contained in X . We have two different situations:

- If the null orbit of K is semi-complete, the only way to complete it is to add a saddle point, see [1]. Therefore, U is contained in a saddle of X ; and in a neighborhood of this zero of K , \mathcal{E}_X is a 4 order branching.
- If the null orbit of K is complete, we show that X contains an extension of this domino of the form obtained in 1) (recall that a null complete surface is maximal). If we prove that \mathcal{E}_X does not contain a branching of finite order outside a saddle, then this construction necessarily gives a finite or infinite chain of simple branchings. To do this, note that a finite order branching in \mathcal{E}_X defines a simple cycle of ribbons in X . Now, since X is simply connected, every simple cycle of ribbons, according to [1, Lemma 3.13], consists of 4 ribbons around a saddle point. This completes the proof.

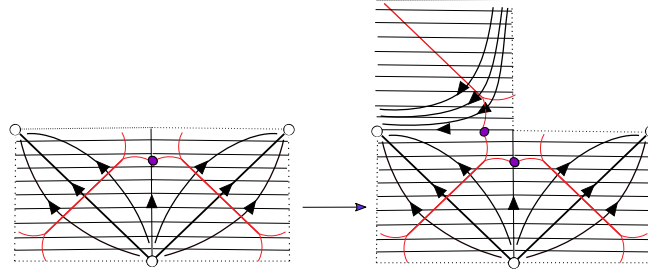


Figure 10: Extension of a domino by means of a local reflection

□

If X is maximal, and if $p \in B$ satisfies $\#[p]_r = 1$ or $\#[p]_l = 1$, then it appears in the proof of Proposition 3.7 above that the corresponding null orbit l_p in X is not isolated in the closed set $\{\langle K, K \rangle = 0\}$. So if the norm of K is identically zero from one side of l_p , then p is the boundary of a null component of \mathcal{E}_X . If $\#[p]_r = 1$ (resp. $\#[p]_l = 1$) and if the norm of K is not identically zero on the right (resp. on the left) of p , then in the ribbon containing l_p there are bands which accumulate on l_p , so that p is a limit point of B . In particular, we have the following fact

Fact 3.8. *If X is maximal, and $p \in B$ satisfies $\#[p]_r = 1$ or $\#[p]_l = 1$, and if B is locally finite, then p is the boundary of a null component.*

The simply connected metric space associated to the space of leaves Let (X, K) be a simply connected Lorentzian surface with a Killing field K . We can define the following binary relation on \mathcal{E}_X : for $p, q \in \mathcal{E}_X$, $p\mathcal{R}q$ if and only if p and q cannot be separated. Obviously, \mathcal{R} is not an equivalence relation for it is not transitive; we then define $\tilde{\mathcal{R}}$ as the equivalence relation generated by \mathcal{R} .

The Riemannian structure on the space of leaves \mathcal{E}_X induces a pseudometric on this space that we denote by δ . Denote by \mathcal{T}_1 the quotient topology on \mathcal{E}_X and \mathcal{T}_2 the pseudometric topology. \mathcal{T}_1 is a strictly finer topology than \mathcal{T}_2 : for non Hausdorff \mathcal{E}_X , \mathcal{T}_2 is not Kolmogorov. The vanishing of the pseudometric induces an equivalence relation on \mathcal{E}_X that makes it into a metric space (in particular Hausdorff), and which coincides with $\tilde{\mathcal{R}}$. So the above equivalence relation reads $p\tilde{\mathcal{R}}q$ if and only if $\delta(x, y) = 0$.

The topological identification that corresponds to the quotient of $(\mathcal{E}_X, \mathcal{T}_2)$ by the equivalence relation $p \sim q$ if $\delta(p, q) = 0$ is the Kolmogorov quotient.

Definition 3.9. We define $\mathcal{G}(\mathcal{E}_X) := \mathcal{E}_X / \tilde{\mathcal{R}}$ to be the Kolmogorov quotient of $(\mathcal{E}_X, \mathcal{T}_2)$.

Proposition 3.10. Let (X, K) be a simply connected Lorentzian surface with a non-trivial Killing field K . Then $\mathcal{G}(\mathcal{E}_X)$ is a real tree, and $\mathcal{G}(\mathcal{E}_X)$, with the quotient topology of \mathcal{T}_1 , is Hausdorff.

Proof. From the observations preceding this proposition, $\mathcal{G}(\mathcal{E}_X)$ is a metric space. Furthermore, we know that the only cycles in \mathcal{E}_X are the branchings of order 4, (this is a consequence of [1, Lemma 3.13]). The definition of $\mathcal{G}(\mathcal{E}_X)$ implies that the resulting space is a real tree. The topology on $\mathcal{G}(\mathcal{E}_X)$ induced by \mathcal{T}_1 is finer than the metric topology (and it may be strictly finer than the latter), so $\mathcal{G}(\mathcal{E}_X)$ is again Hausdorff for the quotient topology of \mathcal{T}_1 . \square

Remark 3.11. $(\mathcal{E}_X, \mathcal{T}_2)$ is in general not locally compact. If B is \mathcal{T}_2 -locally finite, then \mathcal{E}_X is \mathcal{T}_2 -locally compact. The converse may not be true.

Remark 3.12. If (X, K) is a Lorentzian surface with Killing field K , the function $F \in C^\infty(\mathcal{E}_X, \mathbf{R})$ induced by the norm of K vanishes at all the branch points of \mathcal{E}_X , and satisfies the following property: if F is of rank 1 (resp. of rank 0) at a point p of \mathcal{E}_X , then it is also of rank 1 (resp. of rank 0) at every point q such that $\delta(p, q) = 0$.

Remark 3.13. In [10] p. 115, the authors define a differential structure on the simple branching so that any C^∞ function defined on it is of rank 0 at the origin. They also give examples of manifolds of dimension 1 admitting a differentiable structure of class C^∞ such that all the differentiable functions on these manifolds are reduced to constants. This pathological property is discarded in the case of \mathcal{E}_X manifolds for there is a function $\mathbf{x} : \mathcal{E}_X \rightarrow \mathbf{R}$ which is a local diffeomorphism, thus of rank 1 everywhere. In particular, if $H \in C^\infty(\mathcal{E}_X, \mathbf{R})$ there is no constraint on the zeros of h except the one given in Remark 3.12.

3.2 Distinguished geodesics and linking structures

In the sequel, we say that $\phi : (X_1, K_1) \rightarrow (X_2, K_2)$ is an isometry between two Lorentzian surfaces (X_1, K_1) and (X_2, K_2) admitting a Killing field, if ϕ is an isometry sending K_1 to K_2 .

We know that in any orientable and time orientable Lorentzian surface, there exists two null-foliations. Let (X, K) be a simply connected Lorentzian surface with a Killing field K ; the two null-foliations define two disjoint families of ribbons covering X , such that two any ribbons in the same family are disjoint, and two ribbons belonging to different families are either disjoint or intersect in an open band.

Recall that \mathcal{E}_X is a smooth manifold étalé in \mathbf{R} by a local diffeomorphism $\mathbf{x} \in C^\infty(\mathcal{E}_X, \mathbf{R})$; in particular, \mathcal{E}_X is orientable, oriented by $d\mathbf{x}$.

Definition 3.14. A geodesic of \mathcal{E}_X is called "*distinguished*" if it is an oriented maximal geodesic which is the space of leaves of a ribbon in X .

This gives two disjoint families of distinguished geodesics of \mathcal{E}_X , such that the intersection of two of them is either empty or a connected component of the interior of $\mathcal{E}_X \setminus B$.

The orientation of K induces an order on the pairs of points $\{p_1, p_2\}$, where p_1 and p_2 are two non-separated points of \mathcal{E}_X . We will denote by (p_1, p_2) , $p_1 < p_2$, the ordered pair with origin p_1 and end point p_2 . Let γ be a distinguished geodesic, and let $\sigma \in \Sigma$ contained in γ , whose closure in \mathcal{E}_X is a non-Hausdorff segment whose boundary is given by two ordered pairs (p_1, p_2) and (q_1, q_2) . The geodesic is characterized by the fact that it passes through p_1 and q_2 (or p_2 and q_1), for any $\sigma \in \Sigma$ contained in γ , whose closure in \mathcal{E}_X is as before.

Distinguished geodesics of an étalé manifold

Definition 3.15. Let \mathcal{E} be a manifold of dimension 1 with a countable base, étalé in \mathbf{R} . We say that \mathcal{E} has topology \mathfrak{T} if it satisfies in addition the following properties:

- (1) Non-separated points are simple branch points.
- (2) Finite order branchings are of order 4.
- (3) \mathcal{E} satisfies the property (\mathcal{P}) .
- (4) $\mathcal{G}(\mathcal{E})$ is a real tree.

Notation: We define Σ_2 as the subset of Σ_1 , such that if $\sigma \in \Sigma_2$, then $\bar{\sigma}$ is a non-Hausdorff segment with two pairs of non-separated points in the boundary.

Let \mathcal{E} be a smooth manifold with a topology \mathfrak{T} . For any element $\sigma \in \Sigma_2$, giving only the topological manifold \mathcal{E} does not allow to distinguish the non-separated points in the boundary of σ , and therefore to characterize distinguished geodesics by the way in which they cross these points. We then need an additional data on \mathcal{E} :

Definition 3.16. Let \mathcal{E} be a smooth manifold with a topology \mathfrak{T} . A *linking structure* \mathcal{A} on \mathcal{E} is the giving of two families \mathcal{F}_1 and \mathcal{F}_2 of pairwise disjoint maximal geodesics satisfying the following conditions:

1. $\mathcal{F}_1 \cup \mathcal{F}_2 = \mathcal{E}$ and $\mathcal{F}_1 \cap \mathcal{F}_2 = \emptyset$,
2. $\forall \gamma_1 \in \mathcal{F}_1, \forall \gamma_2 \in \mathcal{F}_2, \gamma_1 \cap \gamma_2 = \emptyset$ or $\gamma_1 \cap \gamma_2 \in \Sigma_1$.

The second condition will be referred to as the transversality condition.

A maximal geodesic of \mathcal{E} is said to be *distinguished relative to \mathcal{A}* if it belongs to one of the two families.

Notation: We denote by $G_{\mathcal{A}}$ the set of all distinguished geodesics of \mathcal{E} relative to \mathcal{A} .

Note that since there is no cycle in $\mathcal{G}(\mathcal{E})$, a distinguished geodesic is diffeomorphic to \mathbf{R} .

In what follows, we give a combinatorial way to define a linking structure on \mathcal{E} . Take $\sigma \in \Sigma_2$, and denote by $\partial_1\sigma$ (resp. $\partial_2\sigma$) the left boundary (resp. right boundary) of σ composed of two non-separated points. If $\mathcal{E} \simeq \mathcal{E}_X$, we know that there are two distinguished geodesics of \mathcal{E}_X containing σ , and they define a bijection $\mu_\sigma : \partial_1\sigma \rightarrow \partial_2\sigma$. For $\sigma \in \Sigma_2$, there are two possible bijections from $\partial_1\sigma = \{a, a'\}$ to $\partial_2\sigma = \{b, b'\}$. Fixing a bijection ϕ_σ determines two distinct paths on the closure of σ whose intersection is σ ; they are defined by $[a \rightarrow \phi_\sigma(a)]$ and $[a' \rightarrow \phi_\sigma(a')]$.

Remark 3.17. Let \mathcal{E} be a smooth manifold with a topology \mathfrak{T} . A linking structure on \mathcal{E} induces a bijection $\phi_\sigma : \partial_1\sigma \rightarrow \partial_2\sigma$ for every element $\sigma \in \Sigma_2$. And a *distinguished* geodesic of \mathcal{E} is a maximal geodesic such that for all $\sigma \in \Sigma_2$, the geodesic follows a path defined by ϕ_σ .

In the proof of the following lemma, a simple cycle of geodesics of \mathcal{E} is a sequence of geodesics $\gamma_0, \gamma_1, \gamma_2, \dots, \gamma_n = \gamma_0$ such that $\gamma_i \cap \gamma_j \neq \emptyset$ if and only if $|i - j| = 1$.

Lemma 3.18. *Let \mathcal{E} be a smooth manifold with topology \mathfrak{T} . Giving a linking structure on \mathcal{E} is equivalent to giving a bijection $\phi_\sigma : \partial_1 \sigma \rightarrow \partial_2 \sigma$, for all $\sigma \in \Sigma_2$, such that the set*

$G := \{\gamma, \text{ where } \gamma \text{ is a maximal geodesic such that } \forall \sigma \in \Sigma_2, \gamma \text{ follows a path defined by } \phi_\sigma\}$
covers \mathcal{E} .

Proof. What we have to show is how one can define a linking structure on \mathcal{E} when given these bijections on every $\sigma \in \Sigma_2$, in such a way that the set of distinguished geodesics coincides with G . Associate to every element of Σ_2 a bijection between the left boundary and the right boundary, and define G as in the lemma. We define an equivalence relation \sim on G in the following way: let $\alpha, \beta \in G$, and choose two points p and p' on γ and γ' respectively. There exists a piecewise smooth path in \mathcal{E} with no cycle, joining p and p' ; denote it by r . Since G covers \mathcal{E} and r is compact, r can be covered by a finite number of geodesics of G ; denote by $\{\gamma_0, \dots, \gamma_n\}$ the sub-family of G covering r such that: $\gamma_0 = \alpha$, $\gamma_n = \beta$, and $\gamma_i \cap \gamma_j \neq \emptyset$ if and only if $|i - j| = 1$ (when r is fixed, this family is well defined). Set $\gamma \sim \gamma'$ if n is an even number. The equivalence relation provides a partition of G into two disjoint equivalence classes \mathcal{F}_1 and \mathcal{F}_2 satisfying $\mathcal{F}_1 \cup \mathcal{F}_2 = \mathcal{E}$. We claim that the parity of n does not depend on the choice of the path r , p and p' . To see this, suppose there is another path r' , with no cycle, joining p and p' , and let $\{\gamma'_0, \dots, \gamma'_m\}$ be the sub-family of G covering r' , such that $\gamma'_0 = \alpha$, $\gamma'_m = \beta$, and $\gamma'_i \cap \gamma'_j \neq \emptyset$ if and only if $|i - j| = 1$. It is clear that the family $\{\gamma_0, \dots, \gamma_n, \gamma'_0, \dots, \gamma'_m\}$ defines a closed path in \mathcal{E} ; let us first assume that each geodesic in $\{\gamma_0, \dots, \gamma_n, \gamma'_0, \dots, \gamma'_{m-1}\}$ appears only once. One can define by induction a decomposition of this family into sub-families $f_j := \{\gamma_{i_j}, \gamma_{i_j+1}, \dots, \gamma_{i_{j+1}-1}; \gamma'_{i'_j}, \gamma'_{i'_j+1}, \dots, \gamma'_{i'_{j+1}-1}\}$, $0 \leq j \leq k-1$, with $k \in \mathbb{N}$, $i_0 = 0, i'_0 = 1, i_k = n, i'_k = m-1$, such that each of them is a simple cycle in G_A . This can be done in the following way: at each step, f_j is the subset containing $\{\gamma_{i_j}, \gamma'_{i'_j}\}$ and satisfying: $\gamma'_{i'_j} \cap (\gamma_{i_{j+1}} \cup \dots \cup \gamma_n) = \emptyset$, $\gamma'_{i'_j} \cap (\gamma_{i_j} \cup \dots \cup \gamma_n) = \emptyset$, with $i'_j + 1 \leq l \leq i'_{j+1} - 1$, $\gamma'_{i'_{j+1}} \cap (\gamma_{i_j} \cup \dots \cup \gamma_{i_{j+1}-1}) = \emptyset$, and $\gamma_{i_{j+1}} \cap \gamma'_{i'_{j+1}} \neq \emptyset$.

Since $\mathcal{G}(\mathcal{E})$ is a tree, each cycle f_j is necessarily a finite order branching (for otherwise its projection in the real tree would give a cycle in it), hence one of order 4. So if we count the number of geodesics in the total family, we have $4k - 2(k-1) + 2 = 2k + 4$ geodesics. Moreover, we know by hypothesis that there are $m + n + 2$ of them, so we get $m + n = 2k + 2$, hence $m + n$ is an even number. It follows that m and n have the same parity. It appears from this proof that the conclusion does not depend on the choice of the points p and p' either.

Now suppose that $\{\gamma_0, \dots, \gamma_n, \gamma'_0, \dots, \gamma'_{m-1}\}$ is no longer injective. Let $(s_j)_{1 \leq j \leq l}$ and $(s'_j)_{1 \leq j \leq l}$ be two maximal subsets of $\{1, \dots, n\}$ and $\{1, \dots, m\}$ respectively, such that $\gamma_{s_j} = \gamma'_{s'_j}$, for all $1 \leq$

$j \leq l$. Consider the family $\left\{ \begin{matrix} \gamma_{s_j} & \dots & \gamma_{s_{j+1}} \\ \gamma'_{s'_j} & \dots & \gamma'_{s'_{j+1}} \end{matrix} \right\}$, for $1 \leq j \leq l-1$. If such a family contains only elements of the sequences (s_j) and (s'_j) , then it has an even cardinal number; otherwise, it is as above and then has also an even number of elements. Finally, since two consecutive families have an even number of elements in common, we conclude that the global family has an even cardinal number, which implies that $m + n$ is even and proves our claim.

Now we have to see that if two distinct geodesics belong to the same family \mathcal{F}_i , $i = 1, 2$, then they are necessarily disjoint. Assume this is not the case; this gives, by definition of \mathcal{F}_i , a cycle in G with an odd cardinal number, which is impossible. Finally, the transversality condition (see Definition 3.16) is a consequence of the fact that there is no cycle in \mathcal{E} other than 4-order branchings; this finishes the proof.

□

Now let $h : \mathcal{E} \rightarrow \mathcal{E}'$ be a homeomorphism between two manifolds with a topology \mathfrak{T} . Let \mathcal{A} (resp. \mathcal{A}') be a linking structure on \mathcal{E} (resp. \mathcal{E}'); this gives on each element $\sigma \in \Sigma_2$ (resp. $\sigma' \in \Sigma'_2$) a bijection ϕ_σ (resp. $\phi'_{\sigma'}$). The homeomorphism h sends the distinguished geodesics of \mathcal{E} into those of \mathcal{E}' if and only if for all $\sigma \in \Sigma_2$ and $\sigma' \in \Sigma'_2$ such that $h(\sigma) = \sigma'$, we have

$$\phi'_{\sigma'} = h \circ \phi_\sigma \circ h^{-1}. \quad (1)$$

Remark 3.19. The set G in the previous lemma does not necessarily cover \mathcal{E} , so this requirement on G cannot be omitted (see Example 3.20 below).

Example 3.20. In the following example, we have a sequence of branch points $(p_n)_n$ converging along a real line to a point p such that $[p]_l = \{p\}$. We define on \mathcal{E} a linking structure such that a distinguished geodesic from \mathcal{E} contains exactly one branch point on the horizontal line. We associate a color from the set $\{\text{green, red}\}$ to every distinguished geodesic, in such a way that two geodesics with a common intersection in Σ_1 have two different colors. The branch point from the horizontal line then takes the color (green or red) of the geodesic to which it belongs. This gives an alternating sequence of colors for the points (p_n) . We see that there is no distinguished geodesic that goes through p , for such a geodesic forces the branch points on a certain neighborhood of p to be of the same color. It follows that if there exists a distinguished geodesic through p , the linking structure is determined in a neighborhood of p .

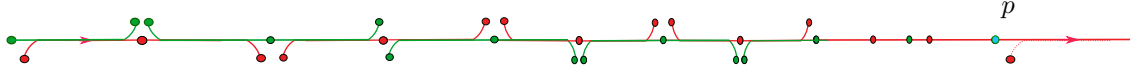


Figure 11: A non-covering set G

Example 3.21. In the following example, the bands **A** and **B** are non isometric bands, as well as **A** and **C**. We have two surfaces (X_1, K_1) and (X_2, K_2) such that the manifolds \mathcal{E}_{X_1} and \mathcal{E}_{X_2} are homeomorphic, and the homeomorphism $h : \mathcal{E}_{X_1} \rightarrow \mathcal{E}_{X_2}$ acts on the unique element $\sigma \in \Sigma_2$ by fixing the two non separated points on one side and permuting those on the other side. This homeomorphism preserves the translation structure and the two functions F_1 and F_2 induced by the norm of the Killing fields. Therefore, it appears that giving only the topological manifold \mathcal{E} and the pair (\mathbf{x}, F) is not sufficient to determine the class of isometry of the surface.

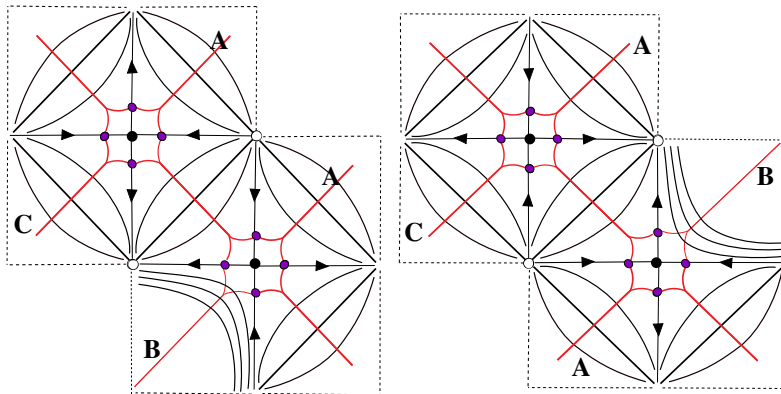


Figure 12: Two non-isometric surfaces

3.3 Correspondence between maximal surfaces and étalé manifolds

In this section, we give a description of simply connected and maximal Lorentzian surfaces admitting a non-trivial Killing field. It is proved in [1, Proposition 3.1] that a Lorentzian surface (X, K) is maximal among surfaces admitting a Killing field if and only if X is maximal in the usual sense. It appears in the proof of this proposition that such a surface is maximal if and only if all its maximal ribbons are inextendible.

Definition 3.22. Let \mathcal{E} be a 1-dimensional smooth manifold with topology \mathfrak{T} , and let \mathcal{A} be a linking structure on it. A function $F \in C^\infty(\mathcal{E}, \mathbf{R})$ is said to be \mathcal{A} -inextendible if $F|_\gamma$, the restriction of F to γ , is maximal for all $\gamma \in G_{\mathcal{A}}$.

If \mathcal{E} is a 1-dimensional manifold with a countable base, recall that the set of branch points of \mathcal{E} is denoted by B , and Σ is the set of connected components of the interior of $\mathcal{E} \setminus B$ (it is a countable set). The elements of Σ are of two types: those with Hausdorff closure in \mathcal{E} , denoted by Σ_0 , and those with non-Hausdorff closure, denoted by Σ_1 .

Giving a simply connected maximal Lorentzian surface (X, K) with a Killing field K defines a quadruplet $(\mathcal{E}, \mathcal{A}, \mathbf{x}, F)$, where $\mathcal{E} = \mathcal{E}_X$, \mathcal{A} is defined by distinguished geodesics of \mathcal{E}_X , $\mathbf{x} \in C^\infty(\mathcal{E}_X, \mathbf{R})$ is a local diffeomorphism induced by the transverse coordinate of X up to translation and change of sign, and $F \in C^\infty(\mathcal{E}_X, \mathbf{R})$ is the function induced by the norm of K . On every distinguished geodesic of \mathcal{E}_X , \mathbf{x} is a diffeomorphism into an interval I of \mathbf{R} ; this induces a function $f \in C^\infty(I, \mathbf{R})$ such that $F = f \circ \mathbf{x}$. The action of the D_2 dihedral group on \mathbf{x} by translation and change of sign induces a right action of D_2 which consists in replacing $f(\mathbf{x})$ by $f(\epsilon \mathbf{x} + b)$, for $(\epsilon, b) \in \{\pm 1\} \times \mathbf{R}$, on every distinguished geodesic of \mathcal{E}_X .

An isometry $\phi : (X_1, K_1) \rightarrow (X_2, K_2)$ induces a diffeomorphism $h : \mathcal{E}_{X_1} \rightarrow \mathcal{E}_{X_2}$ such that

$$\mathcal{A}_1 = h \circ \mathcal{A}_2, \mathbf{x}_1 = \mathbf{x}_2 \circ h + \alpha, \alpha \in \mathbf{R}, \text{ and } F_1 = F_2 \circ h. \quad (2)$$

In the following, two quadruplets $(\mathcal{E}_1, \mathcal{A}_1, \mathbf{x}_1, F_1)$ and $(\mathcal{E}_2, \mathcal{A}_2, \mathbf{x}_2, F_2)$ are said to be equivalent if there exists a diffeomorphism $h : \mathcal{E}_1 \rightarrow \mathcal{E}_2$ satisfying (2).

Theorem 3.23. To give a simply connected and maximal Lorentzian surface (X, K) (up to isometry), admitting a non-trivial Killing field K , is equivalent to giving a quadruplet $(\mathcal{E}, \mathcal{A}, \mathbf{x}, F)$ (up to equivalence), where

1. \mathcal{E} is a 1-dimensional smooth manifold with topology \mathfrak{T} (see Definition 3.15),
2. \mathcal{A} is a linking structure on \mathcal{E} ,
3. $\mathbf{x} : \mathcal{E} \rightarrow \mathbf{R}$ is a smooth function defined up to translation and change of sign, which is a local diffeomorphism, defining on \mathcal{E} a translation structure,
4. $F \in C^\infty(\mathcal{E}, \mathbf{R})$ is an \mathcal{A} -inextendible function such that the closed set $\{F = 0\}$ is composed of
 - (a) the closure of the set of branch points of \mathcal{E} , with simple zeros on 4-order branchings.
 - (b) elements of $I \in \Sigma$ whose closure in \mathcal{E} is Hausdorff.

Before we start the proof, we need to state the following lemma.

Lemma 3.24. Let $f \in C^\infty(\mathbf{R}, \mathbf{R})$ be a function with a unique zero at 0. Let G be a primitive function of $-1/f$ on $] -\infty, 0[$. We have $\lim_{x \rightarrow 0} G(x) = \infty$.

Proof. We use the fact that if f is a C^∞ function that vanishes at 0, then $f(x)/x$ can be extended to a C^∞ function. \square

Proof of Theorem 3.23. Let (X, K) be a simply connected maximal Lorentzian surface with a Killing field K ; it is clear that the function induced by the norm of K satisfies condition (a), and also (b) by maximality of X .

Conversely, let \mathcal{E} be a 1-dimensional manifold with topology \mathfrak{T} , and $\mathbf{x} \in C^\infty(\mathcal{E}, \mathbf{R})$ a local diffeomorphism, and $F \in C^\infty(\mathcal{E}, \mathbf{R})$ a function that satisfies conditions (a) and (b). We will show that there exists a unique Lorentzian metric on the plane -up to isometry- admitting a Killing field such that: (i) the space of Killing orbits is homeomorphic to \mathcal{E} and the distinguished geodesics of the metric coincide with those defined by the linking structure \mathcal{A} on \mathcal{E} , (ii) the norm of the field is given by F , (iii) and the Riemannian structure induced on \mathcal{E} by the metric coincides with that given by $d\mathbf{x}^2$.

Let \mathcal{F}_1 and \mathcal{F}_2 be the two sets of distinguished geodesics of \mathcal{E} given by the linking structure. They define two disjoint families of charts covering \mathcal{E} . For all $\mathfrak{a} \in \mathcal{F}_1$ and $\mathfrak{b} \in \mathcal{F}_2$, $\mathfrak{a} \cap \mathfrak{b} = \emptyset$ or $\mathfrak{a} \cap \mathfrak{b} = \sigma \in \Sigma_1$.

- Define a parametrization of Σ_1 by a subset A of \mathbf{Z} so that if $(\alpha_1, \alpha_2, \alpha_3, \alpha_4)$ is an indexing of a cycle of 4 elements σ_i ($i \in \mathbf{Z}/4\mathbf{Z}$) of Σ_1 around a 4 order branching, such that σ_i and σ_{i+1} belong to the same distinguished geodesic of \mathcal{E} for all $i \in \mathbf{Z}/4\mathbf{Z}$, then we have the relation $\alpha_1 - \alpha_2 = \alpha_4 - \alpha_3$. Such a parametrization exists since, by hypothesis, there are no cycles of 4-order branchings in \mathcal{E} .
- Every element of Σ_1 is the intersection of a unique element of \mathcal{F}_1 and a unique element of \mathcal{F}_2 . There is an indexing of the geodesics in $\mathcal{F}_1 \cup \mathcal{F}_2$ by a set $I \amalg J$, where I and J are subsets of \mathbf{Z} , such that for all $i \in I, j \in J, \alpha \in A$, if $\mathfrak{a}_i \in \mathcal{F}_1, \mathfrak{b}_j \in \mathcal{F}_2$ and $\mathfrak{a}_i \cap \mathfrak{b}_j = \sigma_\alpha \in \Sigma_1$, then $i + j = \alpha$. This defines a subset S of \mathbf{Z}^2 such that the correspondance that maps $(i, j) \in S$ to $\alpha \in A$ such that $i + j = \alpha$ is bijective. We obtain it in the following way: we fix an element $\sigma_{\alpha_0} \in \Sigma_1$ and we write $\alpha_0 = i_0 + j_0$, $i_0 \in \mathbf{Z}, j_0 \in \mathbf{Z}$; we denote by \mathfrak{a}_{i_0} the geodesic of \mathcal{F}_1 containing σ_{α_0} and \mathfrak{b}_{j_0} the geodesic of \mathcal{F}_2 containing σ_{α_0} . This determines the indices of all distinguished geodesics; indeed, if c is a geodesic of $\mathcal{F}_1 \cup \mathcal{F}_2$, there is a finite path of distinguished geodesics c_0, \dots, c_n such that $c_0 = c$ and $c_n = \mathfrak{a}_{i_0}$, satisfying $c_k \cap c_{k+1} \neq \emptyset$. This makes it possible to define an index for c using the relation $i + j = \alpha$ if and only if $\mathfrak{a}_i \cap \mathfrak{b}_j = \sigma_\alpha$. We show next that the indexing of c does not depend on the chosen path, using the relation $\alpha_1 - \alpha_2 = \alpha_4 - \alpha_3$ for a 4 order cycle of simple branch points.

Let (H, K) be a ribbon such that $\mathcal{E}_H = \mathfrak{a} \in \mathcal{F}_1$. Assuming that the Riemannian structure induced by the metric coincides with that given by $d\mathbf{x}^2$, and that the norm of the Killing field is given by F , then the metric on H reads $g = 2\epsilon dx dy + f(x) dy^2$, with $\epsilon = \pm 1, K = \partial_y$ and $F = f \circ \mathbf{x}$. On a ribbon (V, K) corresponding to an element $\mathfrak{b} \in \mathcal{F}_2$ such that $\mathfrak{a} \cap \mathfrak{b} = \sigma_\alpha \in \Sigma_1$, we have $g = -2\epsilon dx' dy' + f(x') dy'^2$, with $K = \partial_{y'}$. Let's call C_α^H (resp. C_α^V) the open square of H (resp. V) such that $\mathcal{E}_{C_\alpha^H} = \mathcal{E}_{C_\alpha^V} = \sigma_\alpha$; the two squares are glued by means of the map $x' = x, y' = y - \epsilon G_\alpha(x)$, where G_α is a primitive function of $-1/f_\alpha$ on the interval $\mathbf{x}(\sigma_\alpha)$.

For all $\alpha \in A$, $\sigma_\alpha = \mathfrak{a}_i \cap \mathfrak{b}_j$ for a unique pair $(i, j) \in S$. For every $\alpha \in A$, we choose a primitive function G_α of $-1/f_\alpha$. Let (X_0, K) be the Lorentzian surface with a Killing field K defined as the quotient space of the surface $(\amalg H_i) \amalg_{(i,j) \in S} (\amalg V_j)$, where (H_i, K) is the ribbon $\mathbf{x}(\mathfrak{a}_i) \times \mathbf{R}$ endowed with the metric $2\epsilon dx dy + f_i(x) dy^2$ with $K = \partial_y$, and (V_j, K) the ribbon $\mathbf{x}(\mathfrak{b}_j) \times \mathbf{R}$ with metric $-2\epsilon dx dy + f_j(x) dy^2$ with $K = \partial_y$, by the equivalence relation \sim defined by

$$p \sim q \text{ si } p = q \text{ ou } (p, q) \in C_\alpha^{H_i} \times C_\alpha^{V_j}, (i, j) \in S, \alpha = i + j \in A \text{ et } q = \phi_\alpha(p),$$

where ϕ_α is the reflection of $C_\alpha^{H_i}$ defined by G_α .

Since $G_\mathcal{A}$ covers \mathcal{E} , the surface we obtain is the total space of a line bundle over \mathcal{E} . It is connected by connectivity of \mathcal{E} , and Hausdorff by Lemma 3.24 and Proposition 5 [8].

If \mathcal{E} is simply connected, then X_0 is an acyclic surface with a countable base ([8, Proposition 3]). And it is known that the only simply connected surfaces with a countable base and without boundary are the sphere S^2 and the plane \mathbf{R}^2 (this is a classical theorem in surface theory, see for example [6, Theorem 3.2.2]); finally X_0 is homeomorphic to the \mathbf{R}^2 plane. In addition, X_0 does not contain a zero of the Killing field, and the choice of ϵ in the definition of the metric determines a choice of K or $-K$. If \mathcal{E} contains branchings of order 4, the surface above such a branching is a quasi-saddle. Let $(G_{\alpha_1}, G_{\alpha_2}, G_{\alpha_3}, G_{\alpha_4})$ be the primitive functions fixed around a branching of order 4; we can always modify G_4 so that we can add a saddle point (see [1, Proposition 2.32]); since there are no cycles of 4-order branchings in \mathcal{E} , we can do this for every branching of order 4 in a coherent way. It is easy to see that the surface thus obtained is simply connected.

Finally, the fact that f is \mathcal{A} -inextensible implies that every maximal ribbon in the surface is inextensible, hence the surface is maximal; if f is not extensible, the topology \mathfrak{T} on the space of leaves implies that the obtained surface still satisfies a weak property of maximality: every half-band is contained in a type III band.

To finish the proof, we have to see that when given two equivalent quadruplets $(\mathcal{E}_1, \mathbf{x}_1, \mathcal{A}_1, F_1)$ and $(\mathcal{E}_2, \mathbf{x}_2, \mathcal{A}_2, F_2)$, the corresponding surfaces one obtains above are isometric. Denote by h the homeomorphism defining this equivalence, and by (X_1, K_1) and (X_2, K_2) the two Lorentzian surfaces. On every ribbon of X_1 and X_2 , define local coordinates as above, by choosing on each of them an origin for the y -coordinate. It is possible to do this globally on each surface in a coherent way ([1, Proposition 2.32]). Fix two ribbons (U_1, K_1) and (U_2, K_2) in X_1 and X_2 respectively, such that h sends the distinguished geodesic above U_1 to the one above U_2 . The metric on U_1 reads $2\epsilon_1 dx_1 dy + f_1(x_1) dy^2$ in local coordinates, where $\epsilon_1 = \pm 1$ corresponds to a choice of an orientation on the Killing field. The metric on U_2 reads $2\epsilon_2 dx_2 dy + f_2(x_2) dy^2$, with $\epsilon_2 = \pm 1$. The isometry then sends (x_1, y) to $(x_2, \epsilon_1 \epsilon_2 y)$, such that $\mathbf{x}_2^{-1}(x_2) = h \circ \mathbf{x}_1^{-1}(x_1)$. It is globally well defined, and this achieves the proof. \square

Remark 3.25. Let \mathcal{E} be a 1-dimensional smooth manifold with topology \mathfrak{T} , and let $\mathbf{x} \in C^\infty(\mathcal{E}, \mathbf{R})$ be a local diffeomorphism. To say that a function $F \in C^\infty(\mathcal{E}, \mathbf{R})$ is \mathcal{A} -extendible, for some linking structure \mathcal{A} on \mathcal{E} , is in general not equivalent to saying that $(\mathcal{E}, \mathbf{x}, F)$ is extendible to a bigger manifold $(\tilde{\mathcal{E}}, \tilde{\mathbf{x}}, \tilde{F})$ with $\tilde{\mathcal{E}}$ having a topology \mathfrak{T} . In Example 4.49, one may define a function F and a linking structure for which F is extendible, and another one for which F is not extendible.

Remark 3.26. Let (E_f^u, K) be a universal surface. If \mathcal{A} and \mathcal{A}' are two linking structures on the space of leaves $\mathcal{E}_{E_f^u}$, then there is a homeomorphism h of $\mathcal{E}_{E_f^u}$ such that $\mathcal{A}' = h \circ \mathcal{A} \circ h^{-1}$, and which preserves the transverse coordinate as well as the norm of the Killing field. We then find the fact that the isometry class of E_f^u is determined by f .

Remark 3.27. (Lorentzian surfaces with a Killing field and principal bundles)

We can see in the proof of Proposition 3.23 that to any simply connected Lorentzian surface (X, K) admitting a non-trivial Killing field K , one can associate a principal line bundle over the space of leaves \mathcal{E}_X . Conversely, given a manifold \mathcal{E} of dimension 1 with a countable base and topology \mathfrak{T} , étalé in \mathbf{R} , together with a principal line bundle $\mathcal{L} = (L, p, \mathcal{E})$ over \mathcal{E} , one can define exactly two Lorentzian metrics $\pm g$ on the plane admitting a Killing field, such that the principal bundle associated to these metrics coincide with \mathcal{L} .

Topological characterization of the space of leaves

Corollary 3.28. *Let \mathcal{E} be a 1-dimensional smooth manifold with topology \mathfrak{T} , and let $\mathbf{x} \in C^\infty(\mathcal{E}, \mathbf{R})$ be a local diffeomorphism. Suppose there exists a linking structure \mathcal{A} such that \mathcal{A} -distinguished geodesics are complete. Then there is a smooth, simply connected and complete Lorentzian surface (X, K) with $\mathcal{E}_X \simeq \mathcal{E}$.*

Proof. By Theorem 3.23 above and Theorem 4.22 in the next paragraph, it suffices to prove the existence of a function $F \in C^\infty(\mathcal{E}, \mathbf{R})$, with bounded transverse second derivative, such that the set $\{F = 0\}$ is as in Theorem 3.23. Let $\gamma \in G_{\mathcal{A}}$. We know that $\mathbf{x}|_\gamma : \gamma \rightarrow \mathbf{R}$ is a diffeomorphism. Let S_γ be the closed subset of \mathbf{R} composed of:

- (a) $\mathbf{x}|_\gamma(B)$, where B is the set of branch points of \mathcal{E} ,
- (b) $\mathbf{x}|_\gamma(\sigma)$, $\forall \sigma \in \Sigma_0$,
- (c) $\mathbf{x}|_\gamma$, $\forall p \in \mathcal{E} \setminus B$ a limit point of B .

Consider the functions ϕ_0 and ϕ_1 defined by:

$$\phi_0(x) = \begin{cases} 0 & \text{if } x \leq 0 \\ e^{-1/x} & \text{if } x > 0 \end{cases} \quad ; \quad \phi_1(x) = \begin{cases} 0 & \text{if } x \leq 0 \text{ or } x \geq 1 \\ e^{1/(x-1)} & \text{if } x \in]0, 1[\end{cases}$$

These are C^∞ functions with bounded derivatives. We write $\mathbf{R} \setminus S_\gamma = \bigcup_{n \in \mathbf{N}} I_n$ as the union of pairwise disjoint open intervals of \mathbf{R} , with possibly one or two unbounded intervals. If $I_n =]a_n, b_n[$

is bounded, set $f_n(x) = \epsilon(n)e^{-1/\lambda_n}\phi_1((x - a_n)/\lambda_n)$, with $\lambda_n = b_n - a_n$ and $\epsilon(n) = \pm 1$. This function vanishes exactly on $\mathbf{R} \setminus I_n$. If $I_n =]a_n, +\infty[$ (resp. $I_n =]-\infty, a_n[$) is unbounded, set $f_n(x) = \epsilon(n)\phi_0(x - a_n)$ (resp. $\phi_0(a_n - x)$). On a fixed distinguished geodesic, the branch points belonging to a branching of order 4 are isolated. Denote by $B_1 = (b_j)_{j \in \mathbf{Z}}$ the (countable) subset of B corresponding to these branch points. Let $p_j = \mathbf{x}(b_j) \in \mathbf{x}(B_1 \cap \gamma)$: p_j delimits two intervals I_{n_j} and $I_{n_{j+1}}$. For all $j \in \mathbf{Z}$, we assume that the functions $(f_n)_n$ satisfy the following property: if $f_{n_j} \leq 0$ then $f_{n_{j+1}} \geq 0$. It's easy to check that the function defined by $\hat{f} := \sum_{n \in \mathbf{N}} f_n$ is a C^∞ function with bounded derivatives, and that it vanishes exactly on S_γ .

Now, fix any C^∞ function ϕ_2 with bounded derivatives, such that $\phi_2(x) = 0$ if $x \in]-\infty, -1[\cup \{0\} \cup]1, +\infty[$, and $\phi_2'(0) = 1$. For any $j \in \mathbf{Z}$, let $U_j = B(p_j, r_j)$, $r_j > 0$, the open ball of center p_j and radius r_j , such that $U_j \cap \mathbf{x}(B) = \{p_j\}$. Define a C^∞ function h_j as follows: $h_j(x) = \epsilon(j)e^{-1/r_j}\phi_2((x - p_j)/r_j)$, with $\epsilon(j) = 1$ if $f_{n_j} \leq 0$, and $\epsilon(j) = -1$ otherwise. The function $h := \sum_{j \in \mathbf{Z}} h_j$ is a C^∞ function with bounded derivatives, and with a simple zero at $p_j, \forall j \in \mathbf{Z}$. Set $f_\gamma := \hat{f} + h$. This is a C^∞ function with bounded derivatives, that vanishes exactly on S_γ , and with simple zeros on $\mathbf{x}(B_1)$. Let \mathcal{F}_1 be one of the two families of $G_{\mathcal{A}}$ containing γ , we define f by induction on each geodesic of \mathcal{F}_1 in such a way that on two geodesics γ_1 and γ_2 that share a 4-order branching of \mathcal{E} , the functions $f_{\gamma_1} \circ \mathbf{x}$ and $f_{\gamma_2} \circ \mathbf{x}$ can be glued into a C^∞ function on \mathcal{E} . We obtain this way a function F defined on \mathcal{E} , which is C^∞ on the open sets belonging to \mathcal{F}_1 . It is easy to check that $F|_\gamma \circ \mathbf{x}^{-1}$ is also a C^∞ function on \mathbf{R} , $\forall \gamma \in \mathcal{F}_2$, with bounded derivatives. So F is a C^∞ function on \mathcal{E} , with bounded derivatives such that the set $\{F = 0\}$ is as in Theorem 3.23, which ends the proof. \square

Corollary 3.29. *Let \mathcal{E} be a 1-dimensional smooth manifold with topology \mathfrak{T} , and let $\mathbf{x} \in C^\infty(\mathcal{E}, \mathbf{R})$ be a local diffeomorphism. Suppose that the set of branch points is locally finite, and that \mathbf{x} is unbounded on elements of Σ_0 near infinity. Then there is a smooth, simply connected and maximal Lorentzian surface (X, K) with $\mathcal{E}_X \simeq \mathcal{E}$.*

Proof. Let \mathcal{A} be any linking structure on \mathcal{E} . Let $\gamma \in \mathcal{F}_1$, and let S_γ be as in the proof of Corollary 3.28 above. Here, \mathbf{x} is a diffeomorphism between γ and an interval I of \mathbf{R} . If $I = \mathbf{R}$, we construct f on I as in the proof of Corollary 3.28. If $I =]a, a[$ is bounded from one side, the hypothesis that B is locally finite implies that $S_\gamma \cap]a - 1, a[$ is finite. Furthermore, we assumed that \mathbf{x} is unbounded on elements of Σ_0 near infinity, so we can construct f on I in such a way that it is unbounded on $]a - 1, a[$, hence maximal on I . We do this on every distinguished geodesic of \mathcal{F}_1 , so that the determined function F defined on \mathcal{E} is smooth. The obtained function is maximal on every element of \mathcal{F}_1 . Now, if $\gamma \in \mathcal{F}_2$ with bounded interval $\mathbf{x}(\gamma)$, since B is locally finite, the geodesic γ contains finitely many components of Σ ; it follows that f is unbounded on $\mathbf{x}(\gamma)$, hence maximal. The function F we obtain is C^∞ and maximal on every distinguished geodesic of \mathcal{E} , and it defines by Theorem 3.23 a smooth, simply connected and maximal Lorentzian surface. \square

Corollary 3.30. *Let \mathcal{E} be a 1-dimensional smooth manifold with topology \mathfrak{T} . Suppose that the set of branch points is locally finite. Then there is a smooth, simply connected and complete Lorentzian surface (X, K) with $\mathcal{E}_X \simeq \mathcal{E}$.*

Proof. Let \mathcal{A} be any linking structure on \mathcal{E} . By definition of the \mathfrak{T} topology, there exists a smooth function $\mathbf{x} : \mathcal{E} \rightarrow \mathbf{R}$ which is a local diffeomorphism. Define $\lambda := \min_{\sigma \in \Sigma} |\sigma|$, where $|\sigma|$ is the length of σ . Since the set B is locally finite, $\lambda > 0$. We consider the new function $\mathbf{x}_1 := 1/\lambda \mathbf{x}$, which is a local diffeomorphism from \mathcal{E} to \mathbf{R} such that the length of σ for this new function is bigger than 1, for all $\sigma \in \Sigma$. Now, again using the fact that B is locally finite, we can modify \mathbf{x}_1 on each \mathcal{A} -distinguished geodesic so that the elements of Σ near infinity will be of infinite length. We get a local diffeomorphism $\mathbf{x}_1^\infty \in C^\infty(\mathcal{E}, \mathbf{R})$ such that all \mathcal{A} -distinguished geodesics are complete. Corollary 3.28 ensures the existence of a smooth, simply connected and complete Lorentzian surface (X, K) such that $\mathcal{E}_X \simeq \mathcal{E}$. \square

4 Completeness of Lorentzian surfaces with a Killing field

4.1 Critical Clairaut constant associated to a semi-ribbon

In what follows, we denote by $R_f = (R, K)$ the surface $(R = I \times \mathbf{R}, 2dx dy + f(x)dy^2)$, $(x, y) \in \mathbf{R}$, with a Killing field $K = \partial_y$. It is called the "ribbon associated to f ".

Let (X, K) be a Lorentzian surface with a non-trivial Killing field K . We assume that it is null complete. Recall that the set of connected components of the interior of $\mathcal{E}_X \setminus B$, where B is the set of branch points of \mathcal{E}_X , is denoted by Σ .

A maximal geodesic γ may have two different behaviors: either it leaves any maximal ribbon contained in X , or it remains in a maximal ribbon provided t goes close enough to the limit. We denote by $t_\infty^+ \in \mathbf{R} \cup \{\infty\}$ the upper bound of the domain of γ . In the second case, we shall consider two behaviors again; one may assume that γ is defined and contained in the ribbon for $t \in [0, t_\infty^+]$, by translating the geodesic parameter if necessary. Set $I^+ := \{x(\gamma(t)), t \in [0, t_\infty^+]\}$; either I is bounded, in which case the geodesic remains in a band for $t \geq 0$, or I is unbounded.

Denote by T the unit vector field tangent to γ , and N the vector field along γ orthogonal to T , such that the basis (T, N) is positively oriented. Set

$$K = CT + \beta N.$$

Then $C = \epsilon\langle T, K \rangle$ is a constant called the Clairaut constant (see [2], p. 3), and $\beta = -\epsilon\langle K, N \rangle$ is a solution of the Jacobi equation. Notice that if $K(p), p \in \gamma$, is not degenerate, $\beta(p) = 0$ if and only if γ is tangent to K at p .

Lemma 4.1. ([13, Lemma 2.12]). *Let γ be a non-null semi-geodesic that remains in a band for t close enough to t_∞^+ , with bounded interval I^+ . Then:*

- *either γ is invariant by some element of the flow; in particular, γ is entirely contained in that band;*
- *or it asymptotically approaches a critical orbit of K . If γ is not orthogonal to K , this orbit is either timelike or spacelike, depending on the type of γ ; otherwise, it is a null orbit of K .*

A critical orbit of K is an orbit corresponding to a critical point of the function $\langle K, K \rangle$ (these orbits are geodesics).

Proposition 4.2. ([13, Proposition 2.14]). *A non-null semi-geodesic γ that lies in a band after a certain while with bounded I^+ is complete.*

Now completeness reduces to non-null geodesics that a) either remain in a maximal ribbon as t goes to t_∞^+ with unbounded I^+ , or b) leaves any maximal ribbon.

Lemma 4.3. ([13, Lemma 2.15]). *Let γ be a non-null geodesic not perpendicular to K . Assume γ cuts a null orbit of K , denoted by \mathfrak{l} . Then*

- (i) *γ does not cross a type II band containing \mathfrak{l} ;*
- (ii) *if β does not vanish, γ lies in the maximal ribbon containing \mathfrak{l} ;*
- (iii) *if γ is tangent to K in the band containing \mathfrak{l} , then γ leaves the maximal ribbon containing \mathfrak{l} .*

In what follows, we may suppose that $x' > 0$ on a geodesic γ transverse to K , by changing K to $-K$ in the local chart, if necessary.

Corollary 4.4. *1) If γ_ϵ remains in a maximal ribbon R_f with unbounded I^+ , then*

- *either $C^2 > \sup_{x \in I^+} \epsilon f(x)$,*
- *or $C^2 = \sup_{x \in I^+} \epsilon f(x)$ and $m := \sup_{x \in I^+} \epsilon f(x)$ is not a critical point of f on I^+ .*

2) If γ_ϵ cuts a null orbit \mathfrak{l} of K , of coordinate x_0 , contained in a maximal ribbon R_f , and if $C^2 > \sup_{x \geq x_0} \epsilon f(x)$, then γ remains in R_f with unbounded I^+ .

Before proving the corollary, note that 2) is a partial converse of 1): the property in the following remark also holds; it follows from [13, Corollary 4.7].

Remark 4.5. *If γ_ϵ cuts a null orbit of K , of coordinate x_0 , contained in a maximal ribbon R_f , and if $C^2 = \sup_{x \geq x_0} \epsilon f(x)$ and $m := \sup_{x \geq x_0} \epsilon f(x)$ is not a critical value of f for $x \geq x_0$, then I^+ is unbounded.*

Proof of Corollary 4.4. 1) It follows from assertion (iii) of Lemma 4.3 that if γ remains in a maximal ribbon R_f after a certain while, then $C^2 > \epsilon f(x)$, for all $x \in I^+$. Hence $C^2 \geq \sup_{x \in I^+} \epsilon f(x)$.

Now, if $m := \sup_{x \in I^+} \epsilon f(x) < \infty$ is a critical value of f on I^+ , we claim that a geodesic γ_C with $C^2 = m$ cannot cross this critical orbit transversally, for otherwise the formula $C^2 - \beta^2 = \epsilon f$ applied at a point that belongs to the orbit yields $m - \beta_0^2 = m$, with $\beta_0^2 > 0$, which is impossible. It follows that γ does not cross the whole ribbon. We conclude that if I^+ is unbounded and if

$C^2 = \sup_{x \in I^+} \epsilon f(x)$, then m is not a critical value of f on I^+ .

2) The assumption $C^2 > \sup_{x \geq x_0} \epsilon f(x)$ implies, using (ii) Lemma 4.3, that γ lies in the maximal ribbon containing I , after a certain while. Suppose, contrary to our claim, that I^+ is bounded; Lemma 4.1 implies that γ asymptotically approaches a leaf of K , on which the norm of K is C^2 , a contradiction. \square

The following lemma characterizes completeness for geodesics contained in a maximal ribbon for t large enough, with unbounded interval $I^+ = x(\gamma(t)_{t \geq 0})$. Note that if a timelike geodesic (resp. spacelike) remains in a ribbon R_f with unbounded I^+ , then f is necessarily bounded below (resp. above) on \mathbf{R}^+ , for otherwise any geodesic of the ribbon would eventually leave the ribbon or asymptotically approach a leaf of K (this is a consequence of Corollary 4.4, 1).

Lemma 4.6 (Semi-ribbon completeness criterion). *Let (X, K) be a simply connected null complete Lorentzian surface admitting a Killing field K . Let R_f be a maximal ribbon in X . Then, every geodesic contained in the semi-ribbon $R_f|_{\mathbf{R}^+}$ with unbounded interval I^+ is complete if and only if for all $\epsilon \in \{\pm 1\}$ such that $\sup_{\mathbf{R}^+} \epsilon f < +\infty$,*

- *there exists $M > 0$ such that $\mu(\{-\epsilon f \leq M\} \cap \mathbf{R}^+) = \infty$ (μ is the Lebesgue measure).*
- or*
- *for all $M > 0$, $\mu(\{-\epsilon f \leq M\} \cap \mathbf{R}^+) < +\infty$, and*

$$\exists \alpha > 0, \int_{\{-\epsilon f \geq \alpha\} \cap \mathbf{R}^+} \frac{dx}{\sqrt{-\epsilon f(x)}} = \infty. \quad (3)$$

In particular, if f is bounded, these geodesics are complete.

In the sequel, the condition in Lemma 4.6 will be referred to as the (SRC) condition.

Proof. We start with the following observation:

Observation: if a geodesic γ_{C_0} which remains in the semi-ribbon is complete, then any geodesic γ_C of the semi-ribbon such that $|C| \leq |C_0|$, is complete too. This follows from the fact that the time spent in the semi-ribbon is a decreasing function of C .

Fix γ_ϵ a geodesic contained in R_f for $x \geq x_0, x_0 \in \mathbf{R}$. The geodesic is complete if and only if the integral $t_\infty^+ = \int_{x_0}^\infty \frac{dx}{\sqrt{C^2 - \epsilon f(x)}}$, where C is the Clairaut constant of γ , diverges. The first part of the Lemma follows from the following inequality

$$\int_{\{-\epsilon f \leq M\} \cap \{x \geq x_0\}} \frac{dx}{\sqrt{C^2 - \epsilon f(x)}} \geq \frac{\mu(\{-\epsilon f \leq M\} \cap \{x \geq x_0\})}{\sqrt{C^2 + M}}.$$

Assume now that for all $M > 0$, $\mu(\{-\epsilon f \leq M\} \cap \mathbf{R}^+) < +\infty$. (*)

Since γ is contained in R_f for $x \geq x_0$, Corollary 4.4 yields $C^2 \geq \sup_{x \geq x_0} \epsilon f(x)$. If $C^2 > \sup_{x \geq x_0} \epsilon f(x)$, then $C^2 \geq \sup_{x \geq x_0} \epsilon f(x) + \eta$, where $\eta > 0$, and the inequality

$$\int_{\{-\epsilon f \leq C^2\} \cap \{x \geq x_0\}} \frac{dx}{\sqrt{C^2 - \epsilon f(x)}} \leq \frac{\mu(\{-\epsilon f \leq C^2\} \cap \{x \geq x_0\})}{\sqrt{\eta}}$$

implies the convergence of the integral on the left. Therefore, $\int_{x_0}^{+\infty} \frac{dx}{\sqrt{C^2 - \epsilon f(x)}}$ diverges if and only if $\int_{\{-\epsilon f \geq C^2\} \cap \{x \geq x_0\}} \frac{dx}{\sqrt{C^2 - \epsilon f(x)}}$ does too. Now write

$$\int_{\{-\epsilon f \geq C^2\} \cap \mathbf{R}^+} \frac{dx}{\sqrt{2} \sqrt{-\epsilon f(x)}} \leq \int_{\{-\epsilon f \geq C^2\} \cap \mathbf{R}^+} \frac{dx}{\sqrt{C^2 - \epsilon f(x)}} \leq \int_{\{-\epsilon f \geq C^2\} \cap \mathbf{R}^+} \frac{dx}{\sqrt{-\epsilon f(x)}}.$$

These inequalities show that γ is complete if and only if $\int_{\{-\epsilon f \geq C^2\} \cap \mathbf{R}^+} \frac{dx}{\sqrt{-\epsilon f(x)}} = \infty$, which is equivalent to the condition of the Lemma when (*) is satisfied.

Finally, if for all $M > 0$, $\mu(\{-\epsilon f \leq M\} \cap \mathbf{R}^+) < +\infty$, and if the condition (3) is satisfied, then for all $x_0 \in \mathbf{R}$, the geodesics such that $C^2 > \sup_{x \geq x_0} \epsilon f(x)$ are complete, and their completeness leads also to that of geodesics such as $C^2 = \sup_{x \geq x_0} \epsilon f(x)$, using the above observation. Hence we obtain the completeness of all the geodesics that remain in the semi-ribbon. Assume now that condition (3) is not satisfied; for all $x_0 \in \mathbf{R}$ and $C^2 > \sup_{x \geq x_0} \epsilon f(x)$, there is a geodesic γ remaining in the semi-ribbon with unbounded interval I^+ , and whose Clairaut constant is C (see Corollary 4.4, 2), and we have shown that such a geodesic is then incomplete. This ends the proof. \square

Corollary 4.7 (Completeness of a null complete saddle). *Let (S, K) be a null complete saddle defined by giving a branching of order 4, together with 4 functions $f_i, i \in \mathbf{Z}/4\mathbf{Z}$, defined on $(\sigma_i)_{i \in \mathbf{Z}/4\mathbf{Z}}$ de Σ , such that f_i and f_{i+1} have the same germ at the point $b_i = \bar{\sigma}_i \cap \bar{\sigma}_{i+1}$. Then S is complete if and only if for all $i \in \mathbf{Z}/4\mathbf{Z}$, f_i satisfies the (SRC) condition of Lemma 4.6.*

Corollary 4.8 (Completeness of universal extensions). *Let $X = E_f^u$ (in particular, analytic surfaces), and assume X is null complete, i.e. f is defined over \mathbf{R} . Then X is complete if and only if $R_{f|_{\mathbf{R}^+}}$ and $R_{f|_{\mathbf{R}^-}}$ satisfy the (SRC) condition in Lemma 4.6.*

Proof. If γ is a geodesic in the universal extension which leaves any maximal ribbon, then γ is invariant by an isometry of the universal extension, acting on γ by a translation of the geodesic parameter (see [13, Lemma 4.8]), proving that γ is complete. It is called an "invariant" or "periodic geodesic" in [13]. Now, for geodesics remaining in a maximal semi-ribbon with unbounded I^+ , the geodesic completeness is equivalent to the (SRC) condition, which ends the proof. \square

Corollary 4.9. *The extension E_f^u associated to a Lorentzian torus (T, K) is complete.*

Definition 4.10 (Critical Clairaut constant). *According to the observation in the proof of Lemma 4.6, we can define,*

$$C^* := \inf\{|C|; \text{there exists a geodesic } \gamma_C \text{ with Clairaut constant } C, \text{ contained in } R_{f|_{\mathbf{R}^+}} \text{ with unbounded } I^+, \text{ such that } \gamma_C \text{ is incomplete}\}.$$

Remark 4.11. 1) *The critical Clairaut constant depends on K (on the norm of it).*

2) *One can also define C_ϵ^* , for $\epsilon \in \{\pm 1\}$, by considering only ϵ -type geodesics in the Definition 4.10 above.*

3) *The (SRC) condition in Lemma 4.6 is equivalent to $C^* = +\infty$.*

Proposition 4.12. *Let (X, K) be a simply connected null complete Lorentzian surface admitting a Killing field K . Let R_f be a maximal ribbon in X , and C^* the critical Clairaut constant associated to the semi-ribbon $R_{f|_{\mathbf{R}^+}}$. Then*

1. *if $C^* = +\infty$, then all geodesics remaining in the semi-ribbon with unbounded I^+ are complete,*
2. *if $C^* < +\infty$, then $C^* = C_\epsilon^* < +\infty$ for some $\epsilon \in \{\pm 1\}$, with $C_\epsilon^* = \inf_{x_0 \in \mathbf{R}^+} \max\{\sup_{x \geq x_0} \epsilon f, 0\}$, and $C_{-\epsilon}^* = +\infty$. In this case, all ϵ -type geodesics remaining in the semi-ribbon with Clairaut constant $|C| > C_\epsilon^*$ are incomplete.*

Proof. This comes from the proof of Lemma 4.6 and Remark 4.11, 3), above. \square

Remark 4.13. 1) When $C^* = C_\epsilon^* < +\infty$, then ϵ -type geodesics with Clairaut constant $C = C_\epsilon^*$, remaining in the semi-ribbon with unbounded I^+ , could be complete or incomplete (see Remark 4.14 below).

2) If $C^* < +\infty$ and if the semi-ribbon has an infinite band, i.e. $f|_{\mathbf{R}^+}$ has constant sign $\eta \in \{\pm 1\}$ at infinity, then $C^* = C_{-\eta}^* = 0$.

Remark 4.14. For a null complete saddle, it follows from Proposition 4.12 above that either the saddle is complete, or ϵ -type geodesics, for some $\epsilon \in \{\pm 1\}$, not orthogonal to K and remaining in some semi-ribbon are all incomplete, i.e. $C_\epsilon^* = 0$ for this semi-ribbon. In Paragraph 4.6 we have an example of an incomplete saddle with incomplete orthogonal geodesics (see Example 4.44), and an example of an incomplete saddle in which spacelike and timelike geodesics orthogonal to K are complete and the others are incomplete (see Example 4.46).

4.2 Small surfaces

Definition 4.15 (Small surfaces). We call "a small surface" any maximal and simply connected Lorentzian surface, with a Killing field, containing a finite number of ribbons.

Proposition 4.16. Let \mathcal{E} be a 1-dimensional manifold with topology \mathfrak{T} . There is a small surface (X, K) such that $\mathcal{E}_X \simeq \mathcal{E}$ if and only if B is finite.

Proof. Consider (X, K) a small surface. Since X has a finite number of ribbons, then it has necessarily a finite number of (null or non-null) bands. Indeed, if R is a ribbon with infinitely many non-null bands, then any maximal surface containing R has infinitely many ribbons. So any ribbon in X has a finite number of non-null bands, hence a finite number of null bands as well. This implies that \mathcal{E}_X has a finite number of branch points. The converse is a consequence of Corollary 3.30. \square

Let \mathcal{E} be a 1-dimensional manifold with topology \mathfrak{T} . When $\mathcal{E} = \mathcal{E}_X$, we defined a null component of \mathcal{E}_X to be the space of leaves of a null band in X (Definition 3.3). They have Hausdorff closure, and when X is maximal, they are the only elements of Σ with Hausdorff closure.

Definition 4.17. 1) A \mathcal{Y} -manifold is a 1-dimensional manifold homeomorphic to a simple branching line, i.e. to the quotient space of two copies of the real line $\mathbf{R} \times \{a\}$ and $\mathbf{R} \times \{b\}$ with the equivalence relation $(x, a) \sim (x, b)$ if $x < 0$.

2) A generalized \mathcal{Y} -manifold is a 1-dimensional manifold homeomorphic to the quotient space of a finite number of copies of the real line $\mathbf{R} \times \{a_1\}, \dots, \mathbf{R} \times \{a_n\}$ with the equivalence relation $(x, a_i) \sim (x, a_{i+1})$ if $(-1)^{i+1}x < 0$.

3) A 4-order branching line is a 1-dimensional manifold homeomorphic to the quotient space of 4 real lines $\mathbf{R} \times \{a_i\}, i \in \mathbf{Z}/4\mathbf{Z}$, with the equivalence relation $(x, a_i) \sim (x, a_{i+1})$ if $(-1)^{i+1}x < 0, \forall i \in \mathbf{Z}/4\mathbf{Z}$.

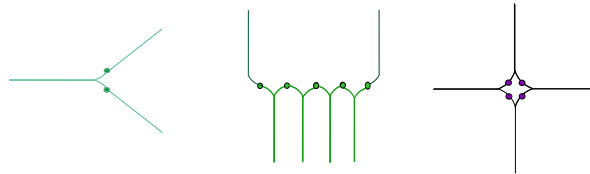


Figure 13: a \mathcal{Y} -piece; a generalized \mathcal{Y} -piece; a 4-order branching line

Notation: The family of 1-dimensional manifolds homeomorphic to a generalized \mathcal{Y} -manifold or to a 4-order branching line will be denoted by \mathfrak{F} .

Definition 4.18. Let $F, F' \in \mathfrak{F}$; we say that two elements $\sigma \in \Sigma, \sigma' \in \Sigma'$ are of the same type if $\sigma \in \Sigma_1$ and $\sigma' \in \Sigma'_1$ or $\sigma \in \Sigma_0$ and $\sigma' \in \Sigma'_0$.

Let \mathcal{E} be a 1-dimensional manifold with topology \mathfrak{T} . An open subset of \mathcal{E} is called a generalized \mathcal{Y} -piece of \mathcal{E} if it is homeomorphic to a generalized \mathcal{Y} -manifold and is maximal in \mathcal{E} for this property. A generalized \mathcal{Y} -piece of \mathcal{E} is then the union of a finite chain of simple branchings and the elements $\sigma, \sigma' \in \Sigma$, such that $p \in \bar{\sigma}$ and $p' \in \bar{\sigma}'$, where p (resp. p') is the left-boundary (resp. right-boundary) of the chain, and $\bar{\sigma}$ and $\bar{\sigma}'$ are Hausdorff. Similarly, the 4-order branchings of \mathcal{E} as defined in Definition 3.2 are the maximal 4-order branching lines contained in \mathcal{E} .

Proposition 4.19 (Decomposition of small surfaces). *Let (X, K) be a small surface, then \mathcal{E}_X is the gluing of a finite number of generalized \mathcal{Y} -pieces and 4-order branchings of \mathcal{E} along elements of Σ of the same type. Conversely, let \mathcal{E} be a 1-dimensional manifold obtained as a finite gluing of generalized \mathcal{Y} -manifolds and 4-order branching lines in such a way that:*

- i) any two $F, F' \in \mathfrak{F}$ are glued along $\sigma \in \Sigma$ and $\sigma' \in \Sigma'$ of the same type;
- ii) $\mathcal{G}(\mathcal{E})$ is a tree.

If \mathcal{E} has only simple branch points, then it is the space of leaves of a small surface.

Proof. The manifold \mathcal{E}_X has a finite number of branch points, so $\mathcal{G}(\mathcal{E})$ has a finite number of vertices $\{s_1, \dots, s_n\}$. For all $i \in \{1, \dots, n\}$, any simple branching with branch points in the class s_i is contained by Proposition 3.7 and Fact 3.8 in (the same) cycle of simple branchings, or in a finite chain of simple branchings; since X is maximal, if p is in the boundary of this chain, then p is the boundary of a null component. This means that branch points in the class s_i are contained in a 4-order branching or in a generalized \mathcal{Y} -piece of \mathcal{E}_X . This gives a finite number $n + 1$ of generalized \mathcal{Y} -pieces and 4-order branchings in \mathcal{E}_X glued along elements of Σ of the same type. To do the converse, note that \mathcal{E}_X , where X is maximal, satisfies the property (\mathcal{P}) . In consequence, if \mathcal{E} is a finite gluing of generalized \mathcal{Y} -manifolds and 4-order branching lines such that $\mathcal{E} = \mathcal{E}_X$, where X is a small surface, then \mathcal{E} satisfies condition i) (and ii)) of the proposition. Now, such a construction gives a 1-dimensional manifold with topology \mathfrak{T} , which has a finite number of branch points, so it is the space of leaves of a small surface. □

Corollary 4.20 (Completeness of small surfaces). *Let (X, K) be a small surface. Then X is complete if and only if all the ribbons contained in X satisfy the (SRC) condition. In particular, small surfaces with bounded function F are complete.*

4.3 Completeness results with controlled geometry

Let (X, K) be a Lorentzian surface with a non-trivial Killing field K . Recall that the set of connected components of the interior of $\mathcal{E}_X \setminus B$, where B is the set of branch points of \mathcal{E}_X , is denoted by Σ .

Definition 4.21. *Let (X, K) be a Lorentzian surface with a non-trivial Killing field K . Let $F \in C^\infty(\mathcal{E}_X, \mathbf{R})$. The transverse derivative of F at $p \in \mathcal{E}_X$ is the derivative of the function $f \in C^\infty(I, \mathbf{R})$ at $\mathbf{x}(p)$, where $F|_\gamma = f \circ \mathbf{x}$ and $I = \mathbf{x}(\gamma)$, and γ is some distinguished geodesic through p .*

Theorem 4.22. *Let (X, K) be a simply connected Lorentzian surface with Killing field K . Assume X has bounded curvature. Then X is complete if and only if it is null complete.*

Corollary 4.23. *A Lorentzian surface with bounded curvature whose group of isometries is of dimension 1 is complete if and only if it is null complete.*

Let $(\sigma_i)_{i \in I}$ be a sequence of pairwise distinct elements of Σ ; such a sequence is called "normal" if

- the σ_i 's are contained in branchings of \mathcal{E}_X of order 4,
- for all $i \in I$, σ_i and σ_{i+1} belong to the same 4 order branching, and are not adjacent in it, they are then opposite to each other,
- $(\sigma_i)_{i \in I}$ is maximal.

Every non-null maximal geodesic orthogonal to K defines a normal sequence in Σ ; and conversely, to each such a sequence, one can associate a unique (up to the action of the flow) non-null maximal geodesic orthogonal to K .

Theorem 4.24. *Let (X, K) be a simply connected Lorentzian surface with Killing field K . Assume that F has bounded transverse derivative. If X is null complete, then geodesics not orthogonal to K are complete. Therefore X is complete if and only if it is null complete and the geodesics orthogonal to the Killing field are complete. The last condition reads: for any normal sequence $(\sigma_i)_{i \in I}$ of Σ , we have*

$$\sum_i \int_{\sigma_i} \frac{dx}{\sqrt{|f_i(x)|}} = \infty. \quad (4)$$

In Example 4.47, we obtain a null complete saddle with bounded transverse derivative of F , and incomplete orthogonal geodesics joining two points. This shows that the condition (4) in Theorem 4.24 above is not empty. Moreover, Example 4.46 of an incomplete saddle with complete null geodesics and complete orthogonal geodesics shows that the condition on F is not superfluous.

Corollary 4.25. *Let (X, K) be a simply connected null complete Lorentzian surface with Killing field K . Assume that F has bounded transverse derivative and that \mathcal{E}_X is complete (for the uniform structure on it), then X is complete.*

Remark 4.26. *Actually, the condition on the space of leaves in Corollary 4.25 can be weakened into: $\sum_i |\sigma_i| = +\infty$ for every normal sequence $(\sigma_i)_i$ in Σ .*

We can now prove theorems 4.22 and 4.24.

Proof of Theorem 4.22. Assume that X is null complete and has bounded curvature, say by a constant $N > 0$; we show that X is complete. We first prove that geodesics that remain in a maximal ribbon are complete. Fix a maximal ribbon R_f and a geodesic γ of type ϵ lying in the ribbon with unbounded I^+ . The null completeness of the surface implies that f is defined over \mathbf{R} . Set $g(x) := C^2 - \epsilon f(x)$; the hypothesis on curvature implies that g'' is bounded, hence for all $x \in I^+$,

$$|g(x)| \leq A(1 + x^2), \quad (5)$$

where $A > 0$ is a constant that depends on the constant N and on the ribbon. This yields

$$\int_{I^+} \frac{dx}{\sqrt{g(x)}} \geq \frac{1}{\sqrt{A}} \int_{I^+} \frac{dx}{\sqrt{1 + x^2}} = \infty,$$

hence γ is complete.

Assume now that γ leaves any maximal ribbon. Denote by Δ_{x_i} the piece of \mathcal{E}_X delimited by two consecutive zeros of β , on which γ is thus contained in a maximal ribbon R_{f_i} , and denote by $|\Delta_{x_i}|$ its length. We apply the argument on curvature again to get

$$|g(x)| \leq N \cdot |\Delta_{x_i}|^2, \quad \forall x \in \Delta_{x_i}, \quad (6)$$

where $N > 0$ is the constant defined above. Therefore, the time γ takes to cross every piece is bounded below by a constant $1/\sqrt{N}$ independent of the given piece. Since γ crosses infinitely many such pieces of \mathcal{E}_X , the completeness follows. \square

Proof of Theorem 4.24. Here we suppose that the transverse derivative of F is bounded by a constant $N > 0$. Let γ be a geodesic contained in a ribbon R_f after a certain while. We have

$$|C^2 - \epsilon f(x)| \leq A'(1 + |x|), \quad (7)$$

where A' is a constant that depends on the constant N and on the ribbon. Hence $\int_{I^+} \frac{dx}{\sqrt{C^2 - \epsilon f(x)}} \geq \frac{1}{\sqrt{A'}} \int_{I^+} \frac{dx}{\sqrt{1+|x|}} = \infty$, which proves that γ is complete.

Assume now that γ leaves any maximal ribbon. Denote by Δ_{x_i} the piece of \mathcal{E}_X delimited by two consecutive zeros of β , on which γ delimits a ribbon R_{f_i} , with f_i defined over an interval J_i of length $|\Delta_{x_i}|$, and t_i the time γ takes to cross every such piece. On each ribbon R_{f_i} , the hypothesis on the derivative of f gives $|C^2 - \epsilon f_i(x)| \leq N \cdot |\Delta_{x_i}|$; this yields in each ribbon

$$t_i = \int_{\Delta_{x_i}} \frac{dx}{\sqrt{C^2 - \epsilon f(x)}} \geq \frac{\sqrt{|\Delta_{x_i}|}}{\sqrt{N}}. \quad (8)$$

Suppose that γ is incomplete; it follows from (8) that the series $\sum_i \sqrt{|\Delta_{x_i}|}$ converges. In what

follows, we show that γ is necessarily a geodesic orthogonal to K . Set $d := \sum_i t_i < \infty$. Define

$\hat{f}_i(t) := f_i \circ x(t)$ and $\hat{g}_i(t) := C^2 - \epsilon f_i \circ x(t)$, $t \in J_i$. We have $|\hat{f}'_i(t)| = |f'_i(x) \cdot x'(t)| = |f'_i(x)| \sqrt{C^2 - \epsilon f_i(x(t))}$. By assumption, f' is bounded as well as $\sum_i \sqrt{|\Delta_{x_i}|}$, this implies that

\hat{f}'_i is bounded on each I_i by a constant $N' > 0$ independent of i . Now let $(d_i)_i$ be a sequence converging to d , such that for all i , $d_i \in J_i$. Let $(y_i)_i$ be a sequence of zeros of \hat{f}_i converging to d , such that for all i , $y_i \in J_i$, and let $(z_i)_i$ be a sequence of zeros of β (hence of \hat{g}_i) such that for all i , $z_i \in J_i$. In one hand $|\hat{f}_i(d_i) - \hat{f}_i(y_i)| \leq N' (d_i - y_i)$, in the other hand $|\hat{g}_i(d_i) - \hat{g}_i(z_i)| \leq N' (d_i - z_i)$. Since $(d_i - y_i)_i$ and $(d_i - z_i)_i$ tend to 0, the sequence $(f_i \circ x(d_i))$ tends to 0 and C^2 , which forces $C = 0$.

It follows that X is complete if and only if the geodesics orthogonal to K are complete. A geodesic orthogonal to K that leaves every maximal ribbon leaves every ribbon through a saddle point, so that the pieces Δ_{x_i} it crosses define what we called in Theorem 4.24 a normal sequence of elements of Σ , and the completeness reads as in (4). \square

Proof of Corollary 4.23. This corollary is an immediate consequence of Theorem 4.22. \square

Proof of Corollary 4.25. Using Theorem 4.24, all we need to check is the completeness of orthogonal geodesics. Every non-null geodesic orthogonal to K defines a normal sequence $(\sigma_i)_i$ in Σ . It appears from the proof of Theorem 4.24 that if $\sum_i |\sigma_i| = +\infty$ (which is ensured here by the completeness of \mathcal{E}_X), then the series defined in (4) diverges, so that the geodesic is complete. \square

4.4 Completeness results with topological conditions on the space of leaves

Null completeness is equivalent to the completeness of the distinguished geodesics of the space of leaves regarded as a Riemannian manifold. With sufficiently general conditions on this space, we define a large class of surfaces where geodesic completeness is characterized. It will appear in particular that the non-compact case contains many examples of complete surfaces. In order to write these conditions, we introduce in the following some definitions and vocabulary on the space of leaves.

Let \mathcal{E} be a 1-dimensional Riemannian manifold, with topology \mathfrak{T} . The first following definition (due to Spivak [17], p. 23) applies to any locally compact topological space, and the second one to any Riemannian manifold.

Definition 4.27. (Topological end). A topological end of \mathcal{E} is an application e which associates to each compact (not necessarily Hausdorff) subset $K \subset \mathcal{E}$ a connected component of $\mathcal{E} \setminus K$ in such a way that $\forall K_1 \subset K_2 : e(K_2) \subset e(K_1)$.

Definition 4.28. (Geometric end). A geometric end of \mathcal{E} is an end defined by a geodesic ray (a smooth maximal semi-geodesic) of \mathcal{E} , i.e. if e is the application that defines this end, then $e(K)$ contains the end of the geodesic ray for any compact subset K of \mathcal{E} .

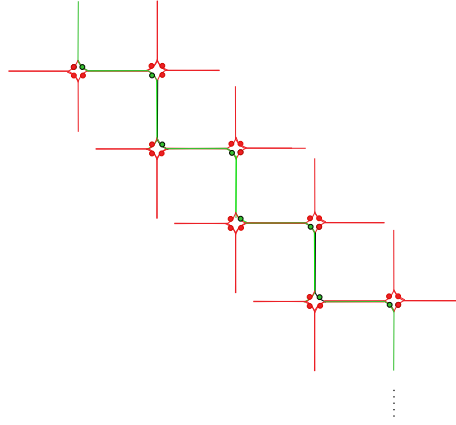


Figure 14: Example (\mathcal{G}): All ends of (\mathcal{G}) are geometric ends

Definition of ends in terms of piecewise maximal semi-geodesics

Definition 4.29. Let \mathcal{E} be a 1-dimensional manifold, with topology \mathfrak{T} . A **ray** in \mathcal{E} is a (continuous) piecewise smooth maximal semi-geodesic in \mathcal{E} in which any point of B appears at most once. Two rays are equivalent if their intersection is not contained in any compact subset of \mathcal{E} .

Remark 4.30. Since a compact subset of \mathcal{E} contains finitely many \mathcal{Y} -pieces, any ray of \mathcal{E} has finitely many cusps in a compact subset; therefore, a ray leaves any compact subset of \mathcal{E} , and defines an end of this space: to each compact subset K of \mathcal{E} , $e(K)$ is the connected component of $\mathcal{E} \setminus K$ containing the end of the ray.

Fact 4.31. Let \mathcal{E} be a 1-dimensional Riemannian manifold with topology \mathfrak{T} . Since $\mathcal{G}(\mathcal{E})$ is a tree, if a point is chosen in \mathcal{E} , then each end of \mathcal{E} contains a unique ray (up to equivalence) starting from this point; therefore, the ends may be placed in one to one correspondance with these rays.

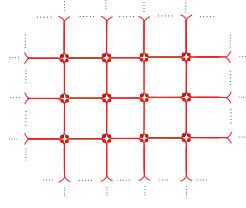


Figure 15: Infinite grid of 4-order branchings: it has only one end, which is a geometric end defined by infinitely many non-equivalent rays

In the figure above, we see that the Fact 4.31 does not hold. Here, $\mathcal{G}(\mathcal{E})$ is not a tree.

Definition 4.32. Let \mathcal{E} be a 1-dimensional manifold, with topology \mathcal{T} .

1) A **chain** in \mathcal{E} is a semi-maximal path of 4-order branchings of \mathcal{E} .

2) A **normal chain** is a maximal path of 4-order branchings, such that the elements of Σ interior to the path define a normal sequence of elements of Σ .

We denote by N_∞ a semi-finite normal chain of \mathcal{E} , and by N_2 a normal chain of cardinal number 2.

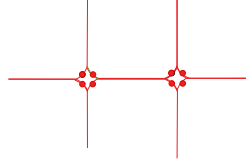


Figure 16: An N_2 -piece

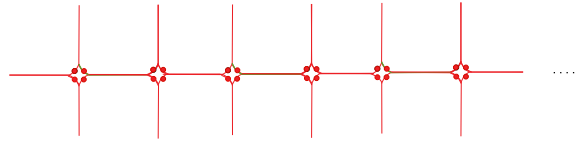


Figure 17: An N_∞ -piece

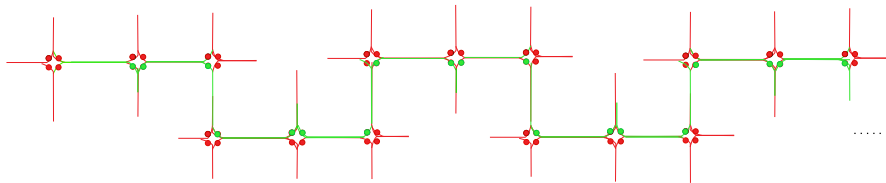


Figure 18: A non-geometric end containing infinitely many N_2 -pieces

Remark 4.33. 1) A ray crossing an infinite cycle of \mathcal{E} does not define a geometric end. An end given by an infinite cycle of branchings will be denoted by C_∞ . So if \mathcal{E} has only geometric ends, it cannot contain a C_∞ -piece.

2) A geometric end containing an infinite chain contains necessarily a semi-infinite chain that has only N_2 -pieces, as in the Example (\mathcal{G}) of Figure 14.

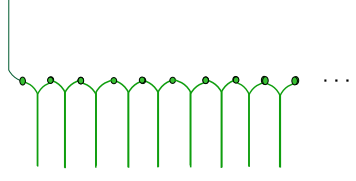


Figure 19: A C_∞ -piece

Definition 4.34. (Special end). Let \mathcal{E} be a 1-dimensional Riemannian manifold with topology \mathfrak{T} . A special end of \mathcal{E} is either a geometric end, or a non-geometric end containing only finite order branchings, and which is neither N_∞ nor a chain with infinitely many N_2 -pieces.

The end represented in Figure 17 is not a special end.

Proposition 4.35. Let \mathcal{E} be a 1-dimensional Riemannian manifold with topology \mathfrak{T} . Suppose that \mathcal{E} satisfies the following condition

(SE): "all ends of \mathcal{E}_X are special ends",

then for any Lorentzian surface X such that $\mathcal{E}_X \simeq \mathcal{E}$, the geodesics of X remain in a ribbon after a certain while.

Proof. Suppose there is a geodesic γ in X that leaves infinitely many ribbons; its projection on \mathcal{E}_X , that we denote by $\hat{\gamma}$, is a ray with infinitely many cusps that leaves any compact subset of \mathcal{E}_X , defining this way an end of \mathcal{E}_X . We claim that this end is a non-geometric end. To see this, suppose there is a geodesic ray r that defines this end. Define $N(r)$ to be the sequence of elements of Σ -taken in an increasing order- defined by r . Fact 4.31 above implies that $N(r)$ and $N(\hat{\gamma})$ admit a common subsequence. Furthermore, since $\mathcal{G}(\mathcal{E}_X)$ is a tree and r is a smooth semi-geodesic, we can say that $N(r)$ is a subsequence of $N(\hat{\gamma})$, and the two sequences only differ along a 4-order branching, with $\hat{\gamma}$ having two cusps on it. Since the ray $\hat{\gamma}$ comes from a geodesic of X , this behavior is impossible, which proves our claim. Now, since all ends of \mathcal{E}_X are special ends, it follows that this end only contains 4-order branchings, so this geodesic defines a chain in \mathcal{E}_X . If the geodesic lies in every maximal ribbon at most on 3 bands (outside some compact subset of X), then it defines an N_∞ -piece in \mathcal{E}_X . Otherwise, using the fact that the norm of K changes sign on two consecutive bands, we see that each time the geodesic crosses a maximal ribbon in more than 3 bands, it defines N_2 -pieces in the chain; so when it crosses infinitely many of them, the chain it defines contains infinitely many N_2 -pieces. Both cases are excluded by the "special end" condition (SE), which ends the proof. \square

Remark 4.36. The 1-dimensional Riemannian manifolds with topology \mathfrak{T} containing only geometric ends are special cases of manifolds involved in Proposition 4.35. For example, a finite gluing of (\mathcal{G}) manifolds gives many examples of them.

Theorem 4.37. Let (X, K) be a simply connected null-complete Lorentzian surface with a Killing field K . Suppose that \mathcal{E}_X satisfies the condition (SE) in Theorem 4.35 above. Then X is complete if and only if all the ribbons of X satisfy the (SRC) condition of Lemma 4.6.

Proof. According to Proposition 4.35, any geodesic of X remains in a ribbon after a certain while, hence X is complete if and only if all the ribbons in X satisfy the (SRC) condition, by Lemma 4.6. \square

Corollary 4.38. *Let (X, K) be a simply connected null-complete Lorentzian surface with a Killing field K . Suppose that*

- \mathcal{E}_X satisfies the condition (SE) in Theorem 4.35 above,
- the norm of K is bounded.

Then X is complete.

Proof. Since X is null complete and the norm K is bounded, the ribbons in X satisfy the (SRC) condition (see the last conclusion of Lemma 4.6). We conclude using Theorem 4.37 above. \square

4.5 Completeness results with mixed topological and geometrical conditions

Definition of finite-size ends in terms of non-convergent Cauchy sequences. Let \mathcal{E} a 1-dimensional Riemannian manifold with topology \mathfrak{T} . The Riemannian structure on this space defines a uniform structure on it; we denote by δ the induced pseudometric on \mathcal{E} . In the following, we say that (\mathcal{E}, δ) is complete if any Cauchy sequence on this space converges (for the induced uniform structure).

The relation $p\tilde{R}q$ if $\delta(p, q) = 0$ is an equivalence relation on the set B of branch points; in what follows, the class of a branch point of \mathcal{E} is considered with respect to this relation.

Definition 4.39 (Finite-size end). *Let \mathcal{E} a 1-dimensional Riemannian manifold with topology \mathfrak{T} . And end of \mathcal{E} is said to be of finite size if there is a ray in the equivalence class of rays defining this end (see Definition 4.29 and Fact 4.31), which is of finite length.*

Lemma 4.40. *Let \mathcal{E} a 1-dimensional Riemannian manifold with topology \mathfrak{T} .*

- 1) *A non-convergent injective Cauchy sequence in \mathcal{E} defines an end in this space.*
- 2) *If \mathcal{E} has an end of finite size different from C_∞ , then there is a non-convergent Cauchy sequence in \mathcal{E} .*

Proof. 1) Denote by \mathcal{T}_1 the topology of \mathcal{E} , and by \mathcal{T}_2 the topology induced by the pseudometric δ . Since the latter is continuous with respect to the \mathcal{T}_1 topology, then any compact set for the \mathcal{T}_1 topology is compact for the \mathcal{T}_2 topology. Let $(p_n)_n$ be a non-convergent injective Cauchy sequence in \mathcal{E} . If $(b_n)_n$ is contained in a \mathcal{T}_1 -compact set V then it converges, for V is also \mathcal{T}_2 -compact, a contradiction. Consequently, this sequence leaves any \mathcal{T}_1 -compact set in \mathcal{E} . Now, we have to see that for any \mathcal{T}_1 -compact set K , this sequence gives a well defined connected component of $\mathcal{E} \setminus K$. First, observe that since $(b_n)_n$ does not admit a limit point, for any branch point z belonging to a C_∞ -piece in \mathcal{E} , there exists $r > 0$ such that b_n is contained in $\mathcal{E} \setminus O$ for all $n \in \mathbb{N}$, where $O = B(z, r)$ is the open ball of center z and radius $r > 0$.

Suppose now that there are two subsequences $(b_{\phi(n)})_n$ and $(b_{\psi(n)})_n$, such that $b_{\phi(n)} \in E_1$ and $b_{\psi(n)} \in E_2, \forall n \in \mathbb{N}$, where E_1 and E_2 are two different connected components of $\mathcal{E} \setminus K$. Since K is compact, it contains finitely many cusps, hence finitely many branch points z_1, \dots, z_m from C_∞ -pieces. For all $i = 1..m$, there exists $r_i > 0$, such that the ball $B(z_i, r_i)$ does not contain b_n for all $n \in \mathbb{N}$. Consider the set $K' := K \cup \bigcup_{i=1..m} B(z_i, r_i/2)$. We know that for n large enough, b_n is not in K' , so there exist two connected components E'_1 and E'_2 of $\mathcal{E} \setminus K'$ such that $E'_1 \subset E_1$ and $E'_2 \subset E_2$, containing $(b_{\phi(n)})_n$ and $(b_{\psi(n)})_n$ respectively. Let $p : \mathcal{E} \rightarrow \mathcal{G}(\mathcal{E})$ be the natural projection. The sets $p(E'_1)$ and $p(E'_2)$ are disjoint by construction, so a ray connecting any two points from these two sets intersects $p(K')$. Consider the (unique) geodesic ray in the real tree $\mathcal{G}(\mathcal{E})$, joining $p(b_{\phi(n)})$ and $p(b_{\psi(n)})$; it intersects $p(K')$ in some point a_n . We have

$$\begin{aligned} d(b_{\phi(n)}, b_{\psi(n)}) &= d(b_{\phi(n)}, a_n) + d(b_{\psi(n)}, a_n) \\ &\geq d(b_{\phi(n)}, K') + d(b_{\psi(n)}, K'). \end{aligned}$$

Since $p(K)$ is compact, there exist $N, N' \in \mathbb{N}$ such that $\epsilon_1 := d((b_{\phi(n)})_{n \geq N}, p(K)) > 0$ and $\epsilon_2 := d((b_{\psi(n)})_{n \geq N'}, p(K)) > 0$. In consequence, $d(b_{\phi(n)}, b_{\psi(n)}) \geq \epsilon > 0, \forall n \geq \sup(N, N')$, with $\epsilon := \inf_{i=1..m} r_i/2; \epsilon_1; \epsilon_2$.

2) Consider a finite-size end in \mathcal{E} which is not a C_∞ -piece, and fix a ray r that defines this end. If r has finitely many cusps, then the end of it is diffeomorphic to an open and bounded interval I of \mathbb{R} , so it does contain a non-convergent Cauchy sequence. If r has infinitely many cusps, it's clear that the sequence of branch points $(b_n)_n$ contained in r gives an injective Cauchy sequence in \mathcal{E} . We claim that this sequence does not converge. To prove this, suppose contrary to our claim that there exists $b_\infty \in \mathcal{E}$ such that $(b_n)_n$ converges to b_∞ . The sequence $(p(b_n))_n$, the projection of $(b_n)_n$ in $\mathcal{G}(\mathcal{E})$, does not contain any constant subsequence, for otherwise r defines an infinite cycle, contrary to our assumption. It follows that $(p(b_n))_n$ does not contain any constant subsequence, hence the minimal ray contained in $p(r)$ is a smooth geodesic in $\mathcal{G}(\mathcal{E})$ that converges to $p(b_\infty)$. Consequently, this geodesic can be extended beyond this point; lifting this geodesic to a continuous path in \mathcal{E} gives a ray that extends r , which is excluded since r is maximal. \square

Theorem 4.41. *Let (X, K) be a simply connected and null complete Lorentzian surface with Killing field K . Assume that F is bounded, and that \mathcal{E}_X is complete and contains no infinite cycle. Then X is complete.*

Proof. Geodesics remaining in a maximal ribbon after a certain while are complete by Lemma 4.6. Let γ be a geodesic that leaves any maximal ribbon. Denote by $(\Delta_i)_i$ the sequence of elements of Σ crossed by γ . If $\sum_i |\Delta_i| < +\infty$, then γ defines an end of \mathcal{E}_X of finite size different from C_∞ , hence gives rise to a non convergent Cauchy sequence in \mathcal{E}_X by the previous lemma, contrary to our assumption. It follows that $\sum_i |\Delta_i|$ is infinite, and since F is bounded, one can write

$$t_i = \int_{\Delta_i} \frac{dx}{\sqrt{C^2 - \epsilon f(x)}} \geq \frac{|\Delta_i|}{\sqrt{N + C^2}}, \quad (9)$$

where N is an upper bound on $|F|$, proving that the geodesic is complete. \square

Remark 4.42. *In the previous theorem, the hypothesis on the absence of infinite cycles can be weakened by assuming instead that F is bounded outside of the infinite cycles, and that for any C_∞ -piece \mathfrak{C} in \mathcal{E}_X :*

- F is bounded on the geometric ends of \mathfrak{C} ,
- if F has constant sign on the non-geometric end of \mathfrak{C} , then F is not bounded on \mathfrak{C} .

In this case, a geodesic contained in some C_∞ -piece after a certain while remains necessarily in a maximal ribbon.

In Example 4.50, we obtain a simply connected and null complete Lorentzian surface (X, K) with a Killing field K , where \mathcal{E}_X is complete and the norm of K is bounded, but X is incomplete. In this example, \mathcal{E}_X contains an infinite cycle, and the incompleteness of X comes from those geodesics that cross the infinite cycle.

4.6 Examples and non-examples

In this section, we illustrate various completeness behaviours for the geodesics of a null complete surface (even on the same surface), which may appear when omitting certain conditions in the completeness results of Section 4. This illustrates the complexity of the question. All the surfaces obtained in this section are L-complete, hence maximal.

We call an "infinite branch" of \mathcal{E} an element of Σ near infinity.

A symmetric saddle is obtained in [1], Proposition 2.29, as the extension of a domino (whose unique null orbit of K is incomplete) by a simply connected surface containing a unique zero of K , whose metric is symmetric with respect to p . This extension is unique up to isometry ([1, Proposition 2.37]). This extends the null orbits of K which are geodesically incomplete into complete geodesics.

Example 4.43 (A complete saddle).

An easy example of a complete saddle is given by the Minkowski plane. To obtain a non-flat saddle, consider a symmetric saddle defined as the extension of a domino (U, K) , such that the norm of the Killing field on U induces a bounded function f defined on \mathbf{R} ; for instance: $f(x) = \arctan x$. The saddle we obtain is complete (see Corollary 4.7).

Example 4.44 (A null complete saddle -hence maximal- but not complete).

If we consider now a symmetric saddle defined as the extension of a domino (U, K) , such that the norm of K on U induces a function f defined on \mathbf{R} by $f(x) := e^x - 1$, it follows from Corollary 4.7 that the saddle is incomplete. In this example, spacelike geodesics are complete and timelike geodesics are incomplete; among the latter, some are semi-complete. If now f is defined by $f(x) := \sinh x$, then we get a null complete saddle whose non-null geodesics are all incomplete.

Example 4.45.

Let (X, K) be a small surface. Distinguished geodesics of \mathcal{E}_X have an infinite branch from both sides. Since any geodesic of \mathcal{E}_X is contained in an infinite branch after a certain while, the null completeness of \mathcal{E}_X implies its completeness. However X could contain incomplete geodesics: it is sufficient, by Lemma 4.6 to set $f(x) = x^\alpha$, $\alpha > 2$ on one of the infinite branches.

Example 4.46 (A simply connected null complete surface, all of whose timelike and spacelike geodesics are incomplete, except orthogonal geodesics).

Let $(I_n)_{n \geq 0}$ be a sequence of pairwise disjoint intervals of \mathbf{R}^+ such that $I_0 =]1, 2[$, $\sum_n |I_n| = d < \infty$, and the distance between I_n and I_{n+1} is equal to 1, for all n . Denote by $(J_n)_{n \geq 0}$ the sequence of intervals given by the connected components of $\mathbf{R}^+ \setminus \cup I_n$. We have $\forall n \in \mathbf{N}$, $|J_n| = 1$. Consider the following piecewise constant function ϕ :

$$\phi(x) = \begin{cases} n^3 & \text{if } x \in J_n, \\ \frac{1}{n^2} & \text{if } x \in I_n. \end{cases}$$

We have

1. for all $M > 0$, $\mu\{\phi \leq M\} < \infty$;
2. for all $\alpha > 0$, $\exists \delta_\alpha > 0$, $\int_{\{\phi \geq \alpha\} \cap \mathbf{R}^+} \frac{dx}{\sqrt{\phi(x)}} = \delta_\alpha + \sum_n \frac{1}{n^{3/2}} < \infty$;
3. $\int_{\mathbf{R}^+} \frac{dx}{\sqrt{\phi(x)}} = \sum_n \frac{1}{n^{3/2}} + d \sum_n n = \infty$.

Let $\tilde{\phi}$ be a smooth function sufficiently close to ϕ , which satisfies these three properties. Consider now a symmetric saddle defined as the extension of a domino (U, K) , such that the norm of the Killing field on U induces a function f defined on \mathbf{R} by:

$$f(x) = \begin{cases} \tilde{\phi}(x) & \text{if } x \geq 0, \\ -\tilde{\phi}(-x) & \text{if } x < 0. \end{cases}$$

The assertions (1) and (2) imply that timelike and spacelike geodesics of S not orthogonal to the Killing field are incomplete, by Corollary 4.7 and 4.14, whereas geodesics orthogonal to K are complete by assertion (3).

Example 4.47 (A simply connected surface all of whose geodesics are complete, except time-like geodesics from a certain point).

Let \mathcal{E} be a 1-dimensional manifold homeomorphic to N_∞ . Denote by $(\sigma_i)_i$ the (unique) infinite normal sequence of \mathcal{E} . Consider a local diffeomorphism $\mathbf{x} \in C^\infty(\mathcal{E}, \mathbf{R})$ such that:

- $\mathbf{x}(\sigma_0) =]-\infty, 1[, \mathbf{x}(\sigma_1) =]0, 1[$,
- $\forall i \in \mathbf{N}^*, |\sigma_{2i}| = |\sigma_{2i+1}| = 1/(2i)^4$, so that $\mathbf{x}(\sigma_{2i}) = \mathbf{x}(\sigma_{2i+1}) =]0, 1/(2i)^4[$,
- \mathbf{x} is unbounded on infinite branches of \mathcal{E} .

Consider $F \in C^\infty(\mathcal{E}, \mathbf{R})$, which is a negative function on infinite branches of \mathcal{E} , except on σ_0 , and with bounded transverse derivative on them. Denote by f_i the restriction of F to σ_i composed with \mathbf{x}^{-1} , and assume further that

- f_0 has bounded derivative,
- $\forall i \in \mathbf{N}^*, \forall x \in]0, 1/(2i)^4[, f_{2i}(x) = f_{2i+1}(x) := \frac{1}{(2i)^4} f_1((2i)^4 x)$.

Let (X, K) be a simply connected Lorentzian surface such that $\mathcal{E} \simeq \mathcal{E}$; it is null complete. It's clear that F has bounded transverse derivative, and in consequence, all geodesics not orthogonal to K are complete (Theorem 4.24). Spacelike geodesics orthogonal to K are contained in a ribbon after a certain while, so they are complete by the last conclusion of Theorem 4.24. Finally, we see that the series defined in (4) involving the infinite normal sequence of \mathcal{E}_X converges in this case, so that timelike geodesics orthogonal to K are incomplete. Note that the latter are all equivalent by the isometric flow. We see that these conclusions are independent of the choice of the linking structure on \mathcal{E} .

Example 4.48 (A simply connected surface (X, K) all of whose geodesics are complete, except timelike and spacelike geodesics orthogonal to K).

Let \mathcal{E} be a 1-dimensional manifold such that $\mathcal{G}(\mathcal{E})$ is the Cayley graph of the free group G on two generators a and b corresponding to the set $S = \{a, b, a^{-1}, b^{-1}\}$. Travelling along an edge to the right represents right multiplication by a , while travelling along an edge upward corresponds to the multiplication by b . Since the free group has no relations, the Cayley graph is a tree. The horizontal edges are $\{g, ga\}$ and the vertical ones are $\{g, gb\}$, $g \in G$. Fix a sequence $\alpha_n = 1/n^4, n \geq 1$. For every $g \in G$, we denote by $\#[a, a^{-1}]_g$ the number of elements a and a^{-1} in g , and $\#[b, b^{-1}]_g$ the number of elements b and b^{-1} in g . Define $N_g := \#[a, a^{-1}]_g - \#[b, b^{-1}]_g + 1$, and suppose that the length of the edges $\{g, ga\}$ and $\{g, gb\}$ are given by α_{N_g} . We have $\forall i \in \mathbf{N}, N_{ga^{\pm i}} = N_g + i$ and $N_{gb^{\pm i}} = N_g + i$, so the sequence N_g is an increasing sequence in \mathbf{N} on every N_∞ -piece of \mathcal{E} . In addition, it is bounded on every distinguished geodesic in \mathcal{E} , for any linking structure on it; therefore, if $(\Delta_i)_i$ is the sequence of elements of Σ belonging to some distinguished maximal semi-geodesic on \mathcal{E} , for any linking structure on it, then

$$\sum_i |\Delta_i| = +\infty. \quad (10)$$

Now let (X, K) be a simply connected Lorentzian surface with Killing field K , such that $\mathcal{E}_X \simeq \mathcal{E}$. The surface is null complete by (10). Set $\forall g \in G, \forall x \in \bar{\sigma}_g, f_g(x) := \frac{1}{N_g^4} f_1(N_g^4(x - \lambda_g))$, where $\sigma_g =]\lambda_g - \frac{1}{N_g^4}, \lambda_g[$ is the element in Σ corresponding to the edge $\{g, ga\}$ or $\{g, gb\}$. Here f' is bounded, so as in the Example 4.47 above, we see that all geodesics not orthogonal to K are complete, whereas spacelike and timelike orthogonal geodesics are all incomplete.

Example 4.49 (complete X , incomplete \mathcal{E}_X).

Let \mathcal{E} be a 1-dimensional smooth manifold with topology \mathfrak{T} , and let η (represented in green in the figure below) be a geodesic ray in \mathcal{E} homeomorphic to an interval $[a, b[$, such that $\eta \cap B = \{b_n, n \in \mathbb{N}\}$, with $(b_n)_n$ converging to b . Suppose that B is locally finite except along η . Let \mathcal{A} be a linking structure on \mathcal{E} such that any distinguished geodesic shares with η at most one branch point. Take $\mathbf{x} \in C^\infty(\mathcal{E}, \mathbb{R})$ a local diffeomorphism. Since B is locally finite except on η , it is possible to change \mathbf{x} so that \mathcal{A} -distinguished geodesics are complete, and η is incomplete, so henceforth we assume that \mathbf{x} satisfies this property. Corollary 3.28 ensures the existence of a smooth and simply connected Lorentzian surface (X, K) such that $\mathcal{E}_X \simeq \mathcal{E}$, which is complete. It appears that among complete surfaces, the space of leaves may be incomplete.

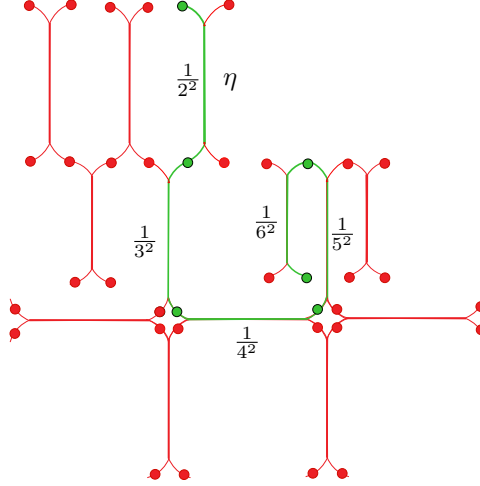


Figure 20: Example 4.49: the space of Killing orbits \mathcal{E}_X is incomplete

The closure in η of every element of Σ is the space of leaves of a type II band in X , so a geodesic of X goes through a piece of η at most on two bands. So it is clear that the completeness of η has no consequence on that of the surface. It is then possible to modify the geodesic completeness of \mathcal{E} by changing \mathbf{x} on η without affecting the completeness of X . Another interesting fact is that according to the linking structure we choose on \mathcal{E} , the surface can be null complete or not. So the hypothesis of the existence of a linking structure such that the distinguished geodesics are complete in Corollary 3.28 is not superfluous.

Example 4.50 (incomplete X , complete \mathcal{E}_X).

Suppose that \mathcal{E}_X contains a C_∞ -piece, as in the figure below. Assume further that on each element of Σ contained in C_∞ , the norm of the Killing field is given by

$$f_i(x) = \sin^2\left(\frac{1}{\sqrt{x - x_i}}\right), \text{ for } x \in I_i := \left[\frac{1}{(\pi i + \pi)^2} - x_i, \frac{1}{(\pi i)^2} - x_i\right], \text{ with } x_i := \frac{1}{(\frac{\pi}{2} + \pi i)^2}.$$

The sequence of the lengths of the bands is thus given by $(\Delta_{x_i})_i = (\frac{1}{(\pi i)^2} - \frac{1}{(\pi i + \pi)^2})_i$, whose sum converges. Finally, assume that the length of the bands near infinity is infinite, and that outside these bands and those of C_∞ , the length of the bands is equal to 1. The space of Killing orbits thus obtained is complete.

Now let γ be a spacelike geodesic that goes through the space of Killing orbits \mathcal{E}_X along the green piece represented in the figure below. When γ turns around in \mathcal{E}_X , it means that it is tangent to a leaf of the Killing field. See the figure below.

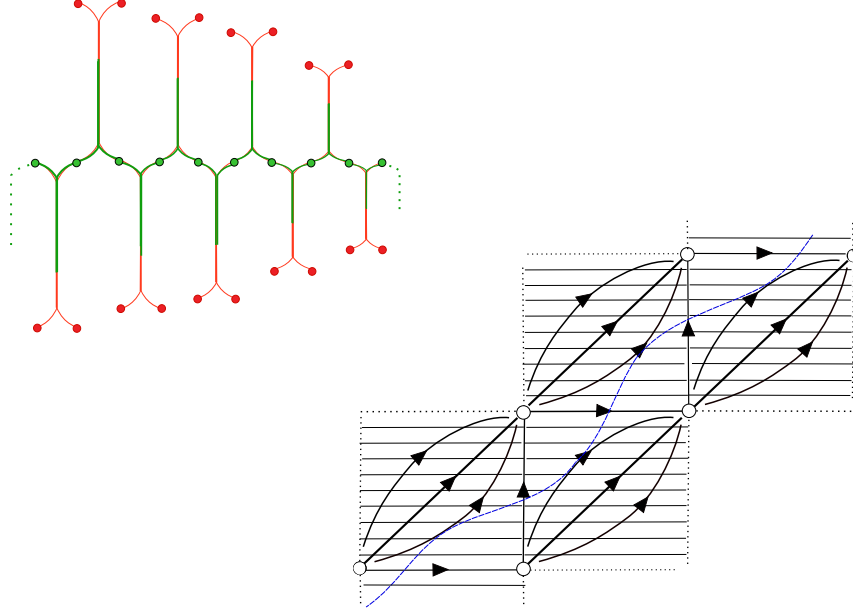


Figure 21: C_∞ : an infinite cycle of simple branchings in the space of Killing orbits

We claim that γ is incomplete. Indeed, denote by t_i the time γ takes to cross each band of C_∞ ; we have $t_i \leq 2 \int_{y_i}^{x_i} \frac{dx}{\sqrt{g_i(x)}}$, where $y_i = \frac{1}{(\pi i + \pi)^2}$, $x_i = \frac{1}{(\pi i + \pi/2)^2}$ and $g_i(x) = C^2 - f_i(x)$. Now write $|g_i(x)| = |g'_i(a_i)| |x - z_i|$, with $a_i \in]y_i, x_i[$ and $g_i(z_i) = 0$. It follows that for all i ,

$$\int_{y_i}^{x_i} \frac{dx}{\sqrt{g_i(x)}} \leq \frac{2\sqrt{x_i - y_i}}{\sqrt{g'_i(a_i)}}.$$

Since g_i is uniformly bounded from below on a neighborhood of the null orbits of the Killing field, γ crosses this neighborhood with finite length; taking this into account, we are reduced to considering a sequence $|g'_i(z_i)|$ which tends to infinity, by isolating the neighborhoods of the zeros of the norm. There is therefore a constant $M > 0$ such that $\int_{y_i}^{x_i} \frac{dx}{\sqrt{g_i(x)}} \leq 2M\sqrt{x_i - y_i}$. As a result, the sum of the t_i 's is bounded from above by the series $\sum_i 4M\sqrt{x_i - y_i}$ which converges by definition; this proves that γ is incomplete.

References

- [1] C. Bavard and P. Mounoud. Extensions maximales et classification des tores lorentziens munis d'un champ de killing. *arXiv: 1510.01253; to appear in Ann. Inst. Fourier (Grenoble)*.
- [2] C. Bavard and P. Mounoud. Sur les surfaces lorentziennes compactes sans points conjugués. *Geom. Topol.*, 17(1):469–492, 2013.
- [3] Y. Carrière. Autour de la conjecture de L. Markus sur les variétés affines. *Invent. Math.*, 95(3):615–628, 1989.
- [4] Y. Carrière and L. Rozoy. Complétude des deux-tors lorentziens. In *Séminaire de Théorie Spectrale et Géométrie, No. 12, Année 1993–1994*, volume 12 of *Sémin. Théor. Spectr. Géom.*, pages 19–24. Univ. Grenoble I, Saint-Martin-d'Hères, 1994.

- [5] Y. Carrière and L. Rozoy. Complétude des métriques lorentziennes de T^2 et difféomorphismes du cercle. *Bol. Soc. Brasil. Mat. (N.S.)*, 25(2):223–235, 1994.
- [6] D. J. Collins, R. I. Grigorchuk, P. F. Kurchanov, and H. Zieschang. *Combinatorial group theory and applications to geometry*. Springer-Verlag, Berlin, 1998. Translated from the 1990 Russian original by P. M. Cohn, Reprint of the original English edition from the series Encyclopaedia of Mathematical Sciences [It Algebra. VII, Encyclopaedia Math. Sci., 58, Springer, Berlin, 1993; MR1265269 (95g:57004)].
- [7] C. Godbillon. Fibrés en droites et feuilletages du plan. *Enseignement Math. (2)*, 18:213–224 (1973), 1972.
- [8] C. Godbillon and G. Reeb. Fibrés sur le branchement simple. *Enseignement Math. (2)*, 12:277–287, 1966.
- [9] M. Guediri and J. Lafontaine. Sur la complétude des variétés pseudo-riemanniennes. *J. Geom. Phys.*, 15(2):150–158, 1995.
- [10] A. Haefliger and G. Reeb. Variétés (non séparées) à une dimension et structures feuilletées du plan. *Enseignement Math. (2)*, 3:107–125, 1957.
- [11] B. Klingler. Complétude des variétés lorentziennes à courbure constante. *Math. Ann.*, 306(2):353–370, 1996.
- [12] J. Lafuente López. A geodesic completeness theorem for locally symmetric Lorentz manifolds. *Rev. Mat. Univ. Complut. Madrid*, 1(1-3):101–110, 1988.
- [13] L. Mehidi. On the existence and stability of two-dimensional lorentzian tori without conjugate points. *arXiv:1902.04505*, 2019.
- [14] A. Romero and M. Sánchez. On the completeness of geodesics obtained as a limit. *J. Math. Phys.*, 34(8):3768–3774, 1993.
- [15] A. Romero and M. Sánchez. New properties and examples of incomplete Lorentzian tori. *J. Math. Phys.*, 35(4):1992–1997, 1994.
- [16] M. Sánchez. Structure of Lorentzian tori with a Killing vector field. *Trans. Amer. Math. Soc.*, 349(3):1063–1080, 1997.
- [17] M. Spivak. *A comprehensive introduction to differential geometry. Vol. I*. Publish or Perish, Inc., Wilmington, Del., second edition, 1979.