

Age-Partitioned Bloom Filters

Ariel Shtul¹, Carlos Baquero², and Paulo Sérgio Almeida³

¹Redis Labs

^{2,3}INESC TEC and University of Minho

Abstract

Bloom filters (BF) are widely used for approximate membership queries over a set of elements. BF variants allow removals, sets of unbounded size or querying a sliding window over an unbounded stream. However, for this last case the best current approaches are dictionary based (e.g., based on Cuckoo Filters or TinyTable), and it may seem that BF-based approaches will never be competitive to dictionary-based ones. In this paper we present *Age-Partitioned Bloom Filters*, a BF-based approach for duplicate detection in sliding windows that not only is competitive in time-complexity, but has better space usage than current dictionary-based approaches (e.g., SWAMP), at the cost of some moderate slack. APBFs retain the BF simplicity, unlike dictionary-based approaches, important for hardware-based implementations, and can integrate known improvements such as *double hashing* or *blocking*. We present an *Age-Partitioned Blocked Bloom Filter* variant which can operate with 2–3 cache-line accesses per insertion and around 2–4 per query, even for high accuracy filters.

1 Introduction

Bloom filters [4] were developed in the 1970s to provide space and time efficient representations of sets. At the cost of a tunable false positive probability on membership queries, bloom filters only require a small number of bits per element and are free from false negatives in queries. Typically a filter needs to be dimensioned in advance by deciding on a maximum allowed false positive rate and the number of elements to store.

Standard bloom filters are not adequate for unbounded streams of elements or when recently inserted elements are more significant than older ones. In this paper we focus on the problem of storing an approximate representation of the last w elements that were inserted, while efficiently forgetting older elements. Solutions to this problem allow the insertion of an unlimited number of elements and the filter dimension is tied to the chosen precision and window size w .

Different solutions, covered in the related work, provide different properties in terms of space use efficiency, query time complexity, programming complexity, number of extra elements (slack), and behaviour under element re-insertion. This class of bloom filters is adequate for duplicate detection in streams [10, 25, 28, 30, 18], representation of approximate caches [8], click fraud detection [32, 27], and other uses cases [20].

Existing solutions either strive to minimize space complexity at the cost of relying on more complex algorithms (e.g., dictionary-based techniques [23, 20, 2]), or are simple but inefficient in space utilization (e.g., double-buffering with active and warm-up filters [8, 31, 26]).

In this paper we present *Age-Partitioned Bloom Filters* (APBF) and one variant *Age-Partitioned Blocked Bloom Filters* (APBBF), as new solutions to the problem. They aim to strike a balance among implementation complexity, space efficiency properties, and time complexity of operations. Our solutions provide the following properties:

- Simple and efficient algorithms. A static bloom filter relies on k_b distinct hash functions to lookup bit matches in k_b different memory slices (array of bits). An APBF simply uses $k_a \geq k_b$ hash functions to look for k_a *consecutive matches* across a wider sequence of $k_a + l$ distinct bit memory slices. This is tunable by a parameter l that is chosen with k_a to preserve the same false positive rate of a static filter with k_b hashes.
- Tunable spatial organization, that allows APBF trading off space efficiency and slack for time efficiency, while preserving a target false positive rate. Some combinations allow a number of distinct memory accesses (the main indicator of time complexity) nearly identical to classic static bloom filters, and with modest increases in accesses (within the same order of magnitude) for combinations providing lower slack.
- Compatible with blocked solutions. For settings where speed is critical we show that APBBF, a blocked variant of APBF, has around 2–4 distinct cache-line accesses, even for low false positive rates. This allows a simpler BF-based solution to compete with dictionary-based techniques and provide better space efficiency in settings that tolerate some level of slack in expiring elements.

The paper is organized as follows: The next section introduces a refined model of window based solutions. The following, Section 3, presents an extensive review and classification of related work. Section 4 quickly introduces bloom filters and reviews the main mathematical properties, to be followed by Section 5 that presents and evaluates APBF. Section 6 adds blocking and introduces APBBF. Conclusion are presented in Section 7.

2 Window models and sliding filters

One of the first papers [21] that proposes a solution based on Bloom filters to the problem of duplicate detection in streams also revisits window models for streams, distinguishing the *Landmark Window*, *Sliding Window* and *Jumping Window*.

A Landmark Window considers the elements that have occurred since a specific landmark, being mostly time-based; e.g., elements in the current day or week. For this a simple reset is enough upon a landmark occurring, which means that any data-structure can be used as long as it can scale to hold elements until the next landmark.

Streaming-dedicated approaches either address the sliding window model, focusing on the last N elements, or the jumping window model, where elements

are grouped in generations, representing non-overlapping sub-windows. This is a compromise (compared with the more precise sliding window model) allowing summarizing each generation individually, or using coarse granularity generation-based counters (as opposed to individual element-age counters).

Most jumping window based approaches are not time based, as they rely on the capacity of components, using the element position in the stream as criteria to group elements in generations. Some could easily be made time-based by using scalable sub-structures.

For probabilistic approaches [23] extends the sliding window model to allow a *slack* parameter: how many inserted elements that just left the sliding window can be reported (as present) or considered absent. For window w and slack s , the more recent w elements must be always reported as present, the next s elements can be either reported as present or considered absent, and the elements before the more recent $w+s$ elements should be ideally (if there were no false-positives) considered absent.

2.1 A novel extension to the sliding window model

Our first small contribution is to extend the sliding window model for probabilistic queries by introducing a variant of the slack parameter. It aims to better describe the relationship between the overly reported elements that just left the window and the window size.

The slack parameter from [23] refers to how many elements that just left the window can be reported, regardless of the probability of such reporting. As an example, this parameter does not distinguish two filters with the same slack $s = 100$, but where one always reports those 100 elements from another that will report an average of 10 of those 100 elements. Depending on the application scenario, it could even be preferable a filter with a slack 200 but which reports an average of 20 to a filter with a slack of 100, reporting always those 100 elements.

We introduce what we call *probability-weighted slack* (PWS): the average number of elements that just left the window but will be reported as present.

Definition 1 (Probability-weighted slack). Given a filter f for sliding window w and slack s , the probability-weighted slack (PWS) is the number of the s elements before the more recent w elements that will be reported in average by filter f .

Even more interesting as a filter configuration parameter will be its variant relative to the window size: the *normalized probability-weighted slack* (NPWS), which is the PWS divided by the window size.

Definition 2 (Normalized probability-weighted slack). Given filter f for sliding window w with PWS p , the normalized probability-weighted slack is p/w .

E.g., if we say that a filter has NPWS=10%, for a window size $N = 1000$ it means that we expect to have 100 element in the transition zone defined by the slack to be reported as present (even if we do not know exactly which ones). This PWS or NPWS parameter can be used together with the slack and window size to better characterize the windowing behavior. Figure 1 illustrates these concepts for a filter which reports elements outside the sliding window with a

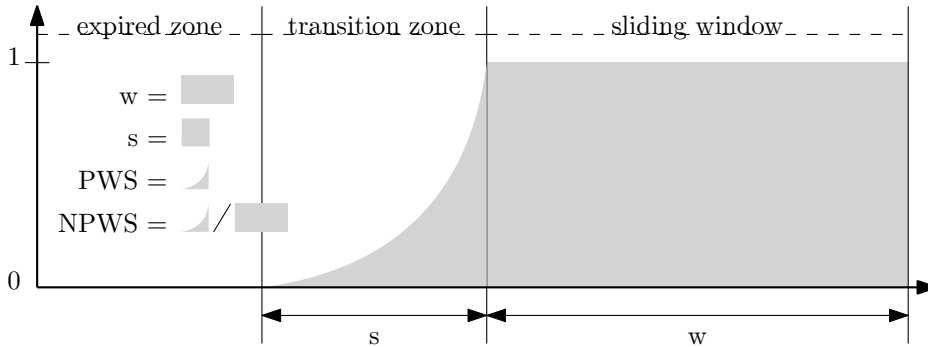


Figure 1: Probability of reporting in a sliding window of size w , with slack s , illustrating the sliding window zone where elements are always reported, the transition zone where elements are sometimes reported, and the expired zone where elements should be considered not present.

probability which approaches 0 (stopping at a very small false-positive rate) as elements age. Our proposed solution below has such a behavior, having an exponential decaying in the transition zone.

The PWS definition above just uses “average”, i.e., average over the filter lifetime. For filters which group elements and have “jumps”, it may be more appropriate to consider the ensemble average conditioned on the current phase of the filter life-cycle. This defines a “current” PWS, which may vary along time. Then, it is possible to talk about *peak PWS*, more appropriate as a worst-case PWS to use as criteria for such filters.

2.2 The (w, s, p, e) -Sliding Filter problem definition

Considering the extended sliding window model with (N)PWS above, we now define the conditions which a filter, such as our proposal below, must respect. Given an unlimited stream of elements x_1, x_2, \dots from some universe, and parameters w (sliding window size), s (slack), p (probability-weighted slack), and e (false-positive rate), we want a filter to represent approximately the more recent elements of the stream. The elements are given one at a time, with an arrival being signaled to the algorithm through the `add` operation. Queries about presence can be performed through the `query` function, which returns true or false. Unlike some approaches which conflate doing a query with also signaling an arrival (i.e., only query about whether an arrival is a duplicate) we consider the general case, in which queries and arrivals (insertions) are independent. This is useful, e.g., when generating the stream, to test whether each of several candidates for the next element would be a duplicate, if chosen. The properties to be respected by an implementation of an (w, s, p, e) -Sliding Filter are:

No false negatives If an element x was added in the last w insertions, `query(x)` must return true;

Slack If an element x was inserted within s insertions before the last w insertions, `query(x)` can return indifferently either true or false;

Probability-weighted slack The expected number of elements, inserted within s insertions before the last w insertions, for which the query returns true is less or equal to p ;

False positives bound Queries for elements never inserted, or inserted before the last $w + s$ insertions, can return true with probability at most e .

The definition of element slack characterizes how fast an element is forgotten and falls into the general false positive background, it allows for s elements not included in the last w to still be remembered in the filter. This value will depend of the garbage collection approach of each solution, and ideally should be low.

3 Bloom Filter based approaches for duplicate detection in streams

Existing probabilistic data structures for duplicate detection on streams can be broadly divided into Bloom filter based and Dictionary-based (even if the “Bloom filter” term is sometimes abused, with the risk of losing its meaning). Essentially, Bloom filter variants use k hash functions to choose k cells to update, each holding some bit or counter or timestamp; cells from insertions of different elements end up mixed (e.g., ORed or ADDED). Examples are Counting Bloom Filters [5] or Generalized Bloom Filters [17].

Dictionary-based approaches use one (or a few) hash functions to choose one cell (possibly one of a few alternatives, e.g., one of several slots in a bucket in one of two arrays) where some content (e.g., a fingerprint and a timestamp) will be stored. Each cell is kept separate and contents of cells relative to different elements will not be mixed. Basically, they are some hash-table variant based, but storing some hashes and not the full elements themselves. Examples are Cuckoo Filters [12] and Morton Filters [6].

Most approaches for duplicate detection in streams are BF-based but the best ones tend to be dictionary-based, like in [23] using a Backyard Cuckoo Hashing dictionary, or in [20] also based on Cuckoo hashing, or SWAMP [2], using combination of dictionary mapping fingerprints to counters plus a circular buffer of fingerprints.

Our approach improves the state of the art of BF-based approaches and contrary to most of them is competitive space-wise with dictionary-based approaches, while being very simple to implement. It also provides an adjacent transition zone with exponential forgetting, outside the desired window (while guaranteeing no false-negatives inside it), a feature that may be interesting in itself, leading to a small probability-weighted slack.

We now briefly survey BF-based approaches, to give an understanding of the design space where our approach lies. Broadly, we can classify them as either *bit decaying based*, *segmentation based*, *counter based*, and *timestamping based*.

3.1 Bit decaying based approaches

Bit decaying based approaches forget the past by resetting bits, randomly or by further hashing elements inserted, to limit the BF fill-rate. The big drawback is that they only *tend* to forget the distant past, but there are no guarantees that

a recent element is never affected, leading to false negatives. They tend to cause a large variance in the age when an inserted element stops being reported, and therefore are not well suited to the problem, in either the sliding or jumping window models.

One example is the *Scope Decay Bloom Filter (SDBF)* [19], which resets random bits, either with an exponential decay model by resetting each bit with a given probability (inpractical), or by a linear decay model, resetting a few random bits each time. Another is the *Generalized Bloom Filter (GBF)* [17], which at each insertion uses also another set of k_0 hash functions to reset k_0 bits. *Reservoir Sampling based Bloom Filter (RSBF)* [11], a partitioned BF scheme which insert missing elements only with some probability and if inserting also resets one random bit from each partition. In [3] some *Biased Sampling based Bloom Filter (BSBF)* variants are described, such as a variant of RSFB which always inserts, a variant which only deletes one bit from one part, and another which stores the fill-rate of each part and uses it for probability of bit resetting from the respective part.

3.2 Segmentation based approaches

Segmentation based approaches use several disjoint segments which can be individually added and retired. The most naïf and several times mentioned approach is a sequence of plain BFs, one per generation, adding a new one and retiring the oldest when the one in use gets full. This is a perfect fit for the jumping window model with one BF per sub-window. One special case of this scheme with two BFs is the *Cell Bloom filter (CEBF)* [29]. Unfortunately, to have smooth jumps or to have little slack in the sliding window model, a sequence of more than two BFs is needed and it will become slow and not memory efficient, as a query will need testing each BF, each one needing a tighter false-positive rate. Most approaches try some more sophisticated segmentation. To avoid rough jumps and keep the more recent elements alive, current approaches write in several segments when inserting, leading to a waste of space.

The Double Buffering concept was introduced in [8], using a pair of *active* and *warm-up* BFs, essentially using the active for queries and inserting in both until the warm-up is half-full, at which point it becomes the active, the previous active is discarded and a new empty warm-up is added. Somewhat dually, Active-Active Buffering (A2 Buffering) [31], while having also two BFs, named *active1* and *active2*, inserts only in active1 but queries in both, with the nuance that if it is only found in active2, the element bits are copied to active1. Compared with Double Buffering it is more memory efficient, as both active1 and active2 can store distinct data, while in that scheme one BF is always a subset of the other.

Forgetful Bloom Filter (FBF) [26], uses a *future*, a *present* and $N \geq 1$ *past* BFs. Inserts in the future and present components and queries (essentially) by testing the presence in two consecutive BFs from future to oldest past. When full, the oldest past is discarded, other segments are shifted and a new future is added. The waste of space by duplicate insertion is somewhat compensated by the reduced false-positive rate through the two-consecutive filters test. However, the correlation between consecutive segments caused by duplicate insertion leads to the false-positive rate reduction being modest and not space efficient.

The more sophisticated Segmented Aging BF (SA-BF) [14] combines the

active/warm-up approach with a partitioned scheme, being each segment a partitioned BF with k parts. Insertions go to both active and warm-up but only the active is queried. At forget time, one part is moved from the warm-up to the active, in a round-robin scheme over the k parts. Regardless of the sophistication, the duplicated insertion causes some space inefficiency.

3.3 Counter based approaches

Many approaches are based on counting BFs [5], using the same representation (a vector of counters), not merely to allow element deletion in sets, but for other purposes such as representing multi-sets. One example is the above mentioned [21], which for the sliding window model uses a counting BF to store a multi-set, counting the number of occurrences in the window. While counting BFs are relatively efficient for their original purpose (allowing deletion in a set), as it is enough to have 4 bit counters, if used to store multi-sets the size of each counter will render them very inefficient when compared with dictionary-based approaches.

Also, several approaches, as the one just mentioned, require knowing the elements themselves to expire them when they leave the window, using a window sized circular queue of elements, aggravating the space consumption problem. This is the case when using *Spectral Bloom Filter* [9], or Floating Counter Bloom Filter (FCBF) [28], this last using even more space by having floating point numbers, aimed at reporting *existential probabilities*.

Most counter based approaches avoid storing elements themselves by storing a fixed value in each of the k cells when inserting, and periodically decrement counters, considering an element absent if one or more counters has reached zero. A basic approach would be using the window size N as starting value and decrementing all counters in the filter per insertion, as in *Decaying Bloom Filters (DBF)* [25] is unacceptably inefficient both time and space wise; it is somewhat more acceptable if time-based windows are used [16], if many events fit in a time unit. Space consumption in DBFs is addressed in the same paper by grouping elements in generations, obtaining *block Decaying Bloom Filter (b_DBF)*; time complexity is improved at the cost of using oversized counters, to allow less periodical subtractions, and computing bursts avoided by de-amortizing such subtractions over time. Similar approaches are used in the *Temporal Counting Bloom Filter (TCBF)* [33],

Unlike most counter based approaches, which guarantee no false-negatives, *Stable Bloom Filters* [10] use counters but are more related to bit decaying approaches. They decrement some random counters (if non-zero) and set k counters to some fixed value at each insertion. They allow false-negatives and do not provide control over the expiration age of inserted elements.

3.4 Timestamping based approaches

A slight variation on using counters is using integers that will remain immutable until expiration, representing the insertion timestamp. These aim to avoid the periodic decrementing over time of counter based approaches.

Timing Bloom Filters [32] stores in each of the k cells the insertion timestamp, and increases a current time variable; query is by comparing the minimum timestamp in the k cells to the current time. To have relatively small integers,

time and timestamps are stored modulo some number greater than the window size. Using, e.g., twice the window size allows just a few elements to be scanned for expiration at each insert. A similar approach is used in *Time Bloom Filters* [18], which also introduces *Time Interval Bloom Filters*, which improve the false positive rate by storing start-end timestamp intervals.

Detached Counting Bloom filter Array (DCBA) [30], addresses the (precise) sliding window model while having a segmented architecture with a component per sub-window, using a mix of bits and timestamps. Uses a number of sub-windows on the order of the word size (e.g., 32, or 64), and to each sub-window devotes a filter with precise timestamps ranging over the window, saving in bits per timestamp. For the inner sub-windows (that are not suffering insertion or expiration) it groups the bits for all sub-windows for a given hash position in the same word, to allow efficient queries in k iterations (a similar scheme, *Group Bloom Filters*, was also proposed in [32]).

Finally, an inferential version of Timing Bloom Filter [13], allows more sophisticated queries such as inferring the most likely insertion age of a given element (and not merely if it is a duplicate).

3.5 Discussion

Considering the the Sliding Filter problem, the bit decaying approaches are clearly inappropriate, both due to the false negatives and the little control over expiration. Both counter based and timestamping based approaches are not efficient in terms of memory, as they take more space than a classic counting Bloom filter; they are not able to compete with dictionary-based approaches.

Current segmentation based approaches address slack by updating several segments when inserting, to cause some overlap between them. But they perform duplicate insertion, using the same hashes, which causes memory inefficiency. Our approach, presented below, is the first segmented based approach which does not perform duplicate writing, but uses different hash functions to write different patterns in different segments, which will be expired at different times.

4 Background on Bloom filters

We now briefly review Bloom filters, namely the *partitioned Bloom filter* variant which we adopt here, proposed by Mullin [22], which partitions the bit vector into k sub-vectors of same size, which we denote by *slices*, one per hash function. The filter state is thus composed of slices s_1, \dots, s_k , each being an array of m bits, initially all at 0. Slices are accessed by independent hash functions h_1, \dots, h_k , each uniformly mapping arbitrary elements into m positions. In practice, double hashing can be used to achieve similar results, without the need for k hash functions, by combining just two hash functions [15]. This scheme can also be applied to our proposal. Bloom filters support two basic operations:

- **add**(e): set bit $s_i[h_i(e)]$ to 1, for each i in $\{1, \dots, k\}$,
- **query**(e): returns true iff $s_i[h_i(e)] = 1$, for all i in $\{1, \dots, k\}$.

From this definition there are no false negatives, i.e., once an element is added the filter always returns true when it is queried in the future.

4.1 Fill ratio, size and false positives

Following the standard practice, we define fill ratio r as the ratio of set bits to the slice size m . After n insertions it is given by:

$$r = 1 - \left(1 - \frac{1}{m}\right)^n \approx 1 - e^{-\frac{n}{m}}.$$

The false positive rate p of a filter can be calculated in terms of the fill rate and the number of slices as:

$$p = r^k.$$

It is well known [7] that, for any target false positive rate p , the filter usage is optimized when $r = 1/2$ (for standard Bloom filters, and also asymptotically for partitioned Bloom filters). For this ratio, the false positive rate p is determined by the number k of slices, or equivalently, hash functions. For a target false positive rate p this number can be obtained by rounding up to the nearest integer:

$$k = \lceil \log_2(1/p) \rceil,$$

to ensure a false positive rate less or equal to p . Each additional slice leads to a linear increase in filter size and an exponential increase of overall precision. For a desired filter capacity of n elements, we can dimension the slice size m by

$$m = \frac{n}{\ln 2} \approx 1.442695 \times n,$$

which makes clear that the slice (and filter) size is linear with its capacity.

4.2 Time complexity

The time complexity of **add** and **query** operations is dominated by the number of different memory accesses, one for each slice. This complexity is mostly invariant with the filter capacity. In more detail

add requires k distinct accesses;

query returning true requires k distinct accesses;

query returning false requires from 1 to k distinct accesses since any bit at 0 terminates the query. For a full filter ($r = 1/2$), the average number of accesses is $\frac{2^k}{2^k - 1} \sum_{i=1}^k \frac{i}{2^i}$, upper bounded by and approaching 2 as $k \rightarrow \infty$.

In Table 1 we present values for bloom filters calibrated with different desired false positive rates. Due to rounding up when choosing k we also show the actual (lower) maximum false positive rate, assuming that capacity was planned aiming to stop inserting at $r = 1/2$. The table also includes how many bits must be provisioned for element and the average number of accesses per query, for both cases of either true or false result.

aimed fp	k	bits/item	actual fp	query accesses	
				query true	query false
0.1	4	5.77	0.0625	4.00	1.73
0.01	7	10.09	0.0078125	7.00	1.94
0.001	10	14.42	0.0009765625	10.00	1.99
0.0001	14	20.19	0.0000610351	14.00	2.00
0.00001	17	24.52	0.0000076293	17.00	2.00

Table 1: Metrics for Bloom filters for different maximum false positive rates.

5 Age-Partitioned Bloom filters

We now present our novel proposal, *Age-Partitioned Bloom Filters*. It provides a solution to the (w, s, p, e) -Sliding Filter problem; it exhibits similar computational costs as classic bloom filters, with a similar number of memory accesses; and it has a reasonable space efficiency, better than other Bloom filter based approaches for sliding windows, being competitive with Dictionary approaches and much simpler.

5.1 Structure

An APBF uses the segmented approach, in which disjoint segments are added and retired over time, as elements are added and expire. In the basic version, which we present now, a segment is a slice of a partitioned Bloom filter. In Section 6 we generalize the idea and use a blocked Bloom filter per segment.

An APBF, with parameters k, l, m , is structured as a sequence of $k + l$ slices (s_0 to s_{k+l-1}) with m bits each, and a counter n of insertions (the size of the stream x_1, \dots, x_n up to the current time). Parameter l is relevant for the filter capacity. The filter makes use of $k + l$ independent hash functions h_0, \dots, h_{k+l-1} .

On insertions the first slices s_0 to s_{k-1} are updated. Each batch of g (discussed below) insertions is a generation. Conceptually, after each generation, i.e., each g insertions, the slices age, shifting to subsequent slices (s_0 becomes s_1 and so on), and slice s_{k+l-1} is discarded. In practice, a circular buffer of slices is used, keeping a base index that maintains the position of slice s_0 in the buffer, starting at 0. The logical shift is then performed by zeroing slice s_{k+l-1} , to be reused as the new s_0 , and decrementing the base index, modulo $k + l$.

Figure 2 shows how the $k + l$ slices look like in terms of fill ratio, after some time. The first k slices (with s_0 on the right-hand side) are being filled with the current generation. Slices from s_k onwards stop being used for insertions, and ranges of k consecutive slices, starting from s_0 up to s_l are checked in queries.

Even if each element is inserted by updating the first k slices, i.e., the *initial* slice is always s_0 , as generations pass, slices shift, and the initial slice of element x_i when n elements have been inserted is given by

$$\lfloor (n-1)/g \rfloor - \lfloor (i-1)/g \rfloor.$$

When querying, to check whether an element e was inserted using some k

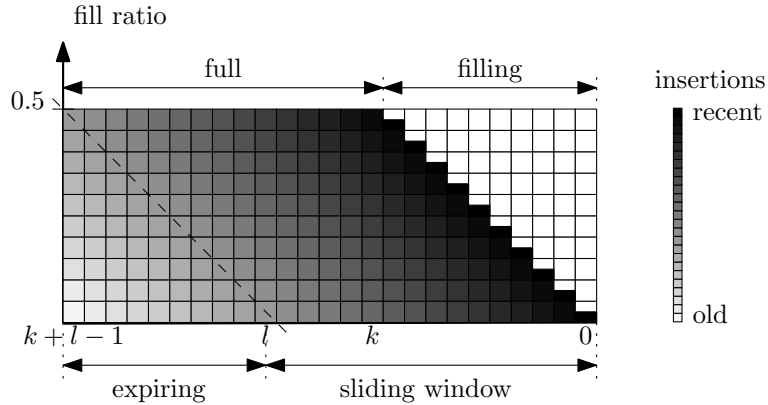


Figure 2: Fill ratio of each slice from 0 to $k + l - 1$, for APBF with $k = 10$ and $l = 15$. Slices from 0 to $k - 1$ are filling, while the others remain at full capacity.

slices, which may have shifted meanwhile, the same k hash functions used for insertion must be used. This is achieved by having one fixed hash function per physical bit array in the circular buffer, regardless of which logical slice is currently mapped to it. The position in the circular buffer corresponding to slice s_i is given by

$$\text{pos}(i) = (i - \lfloor (n - 1)/g \rfloor) \bmod (k + l).$$

We use b_i to denote the bit array at circular buffer position i and s_i the logical slice mapped to $b_{\text{pos}(i)}$. The filter uses hash function h_i for bit array b_i and we denote h'_i for the hash function used for slice s_i , given by:

$$h'_i = h_{\text{pos}(i)}.$$

In terms of the number of independent hash functions needed, it can be noticed that two positions corresponding to slices k or more indexes apart are not used in the same insertion, and we could reuse hash functions, having only k independent hash functions, but this prevented having a fixed mapping from buffer positions to hash functions. In practice, this saving is irrelevant if using double hashing, as the equivalent to $k + l$ hash functions can be easily obtained.

The two filter operations, add and query, can now be defined as follows:

- **add(e)**: if $(n \bmod g) = 0$ perform a shift; increment n ; set bit $s_i[h'_i(e)]$ to 1, for all i , with $0 \leq i < k$;
- **query(e)**: returns true iff there is a j , with $0 \leq j \leq l$, such that for all i , with $j \leq i < j + k$, we have $s_i[h'_i(e)] = 1$, otherwise return false.

In Section 5.4 we will present an algorithm for this specification of query.

5.2 Generations, window size and slack metrics

Shifting one position leads to an overlap between slices used for the previous and the current generation. The overlap only ceases when the slices are from

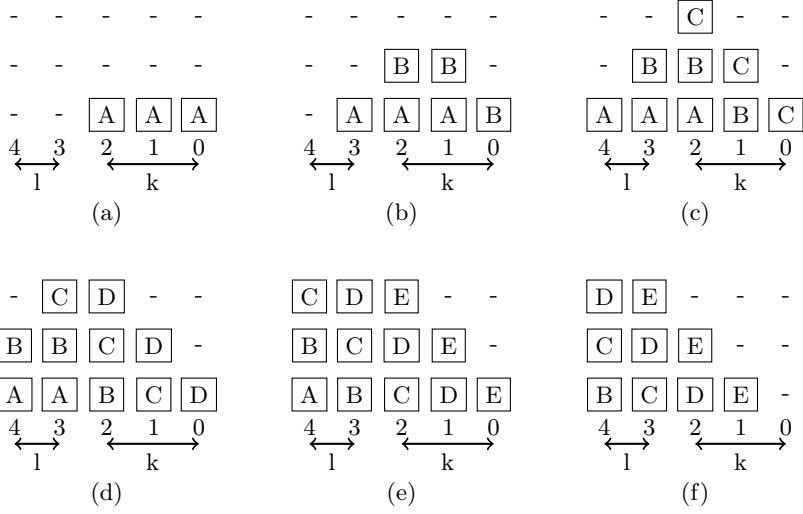


Figure 3: Filter evolution when adding elements and shifting. Each letter (A,B,...) represents a generation of g elements. With $k = 3$ and $l = 2$

k or more generations apart. From the point of view of an individual bit array lifetime, it is used for insertions for k generations (Figure 2), until becoming used only for queries. This means that the generation size g is the slice capacity divided by k . Aiming to stop inserting when the fill ratio is $1/2$, we have then:

$$g = \lfloor \frac{m \times \ln 2}{k} \rfloor$$

In Figure 3 we illustrate this process, for a filter with $k = 3$ and $l = 2$. With $k = 3$, each generation takes $1/3$ of the slice capacity. The first generation A is added to slices 0 to 2. Then we keep shifting and adding generations B and C . In phase (d) we see that generation D no longer overlaps with the slices used for the first generation A , since we already shifted 3 times, and that one slice from generation A has already been discarded, possibly leading to elements from A being reported as missing. This because generation A is no longer part of the sliding window, but is expiring, in the transition zone, with elements having a considerable probability of being reported as present.

To obtain the sliding window size w , consider the situation immediately after l shifts of the g elements of generation A initially inserted: they are now in slices l to $l + k - 1$, we have two generations stored (A , and B) and we can still add generation C before shifting. If we insert generation C , before the next shift we have $3g$ elements stored, but just after the shift we go back to $2g$ elements, as it will discard the last slice and invalidate generation A . This means that the sliding window size (the number of elements guaranteed to be reported with no false negative) is two generations ($2g$). This is also seen in phase (f), after shifting generation E . In general:

$$w = l \times g,$$

and the number of elements reported with no false negatives oscillates between $l \times g$ and $(l + 1) \times g$. Considering the filter just before a shift, we can see that

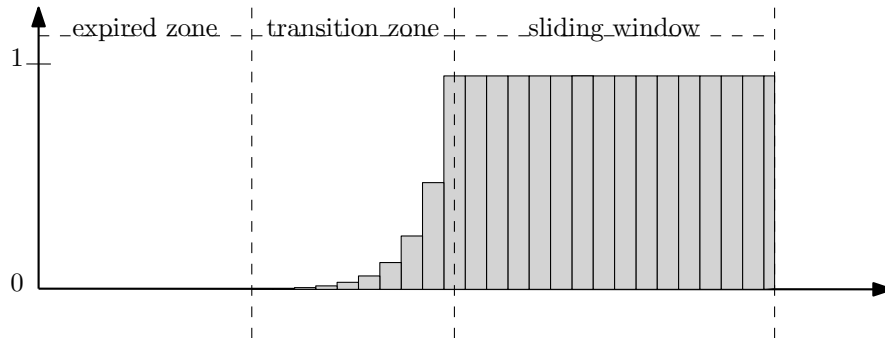


Figure 4: Exponential decay in the probability of reporting in the transition zone, for APBF with $k = 10$ and $l = 15$.

the slack is k generations:

$$s = k \times g.$$

Which means that the normalized slack, relative to window size w is given by the ratio between k and l .

As we discussed, a more interesting metric is the normalized probability-weighted slack (NPWS). To calculate it, or more concretely, the worst case peak NPWS, consider again the situation just before a shift. For the k generations in the slack: there is one generation that will be always reported, another is missing one slice and will be reported with $1/2$ probability, the next with $1/4$ probability and so on. Figure 4 illustrates the exponential decay of reported elements from expiring generations. The peak NPWS is therefore:

$$\text{NPWS} = \frac{\sum_{i=0}^{k-1} \frac{1}{2^i}}{l} \lesssim \frac{2}{l},$$

i.e., almost $2/l$ for typical k .

5.3 False positive rate

Calculating the false positive rate of an APBF is considerably more complex than for a normal Bloom filter. Two factors are at play: (1) any consecutive k positive matches among the $k + l$ slices allow returning true; (2) each match depends on the slice fill ratio which, due to shifting, are not all identical. After $k + l$ shifts the filter is in a steady state, storing between l and $l + 1$ generations. In the worst case, just before a shift occurs, the expected fill ratios are:

$$[r_0, r_1, \dots, r_{k-1}, r_k, \dots, r_{k+l-1}] = \left[\frac{1}{2k}, \frac{2}{2k}, \dots, \frac{k}{2k}, \frac{1}{2}, \dots, \frac{1}{2} \right]$$

The first k slides show a linear growing gradient up to $1/2$ and the remaining ones are all filled with that maximum fill rate. Given this, we will not attempt to find a closed formula for the false-positive rate, but will derive a recursive formula to allow building a table of useful combinations of k and l .

In a sequence of $k + l$ slices with fill ratios $r_0, r_1, \dots, r_{k+l-1}$, the probability of completing a sequence of at least k consecutive matches, when starting from

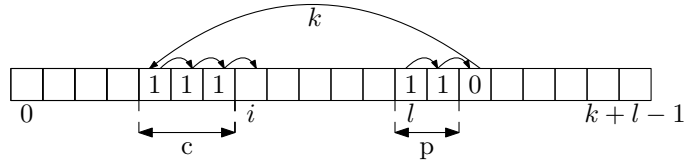


Figure 5: Progress of query algorithm to find k consecutive matching slices, in filter with $k + l$ slices, starting from slice l , now at slice i after counting c matches after the last k slices jump, and p previous matches before the jump.

slice i , after having already a consecutive matches just before slice i , considering that at slice i there is r_i chance of matching, is given by:

$$F(k, l, a, i) = \begin{cases} 1 & \text{if } a = k. \\ 0 & \text{if } i > l + a. \\ r_i F(k, l, a + 1, i + 1) + (1 - r_i) F(k, l, 0, i + 1) & \text{otherwise.} \end{cases}$$

The false positive rate of an APBF is then given by $F(k, l, 0, 0)$.

5.4 Query algorithm

Queries need to find k consecutive slice matches to return true. A naïf implementation would scan the slices linearly in search of a match sequence. This process can be improved by a careful choice of starting position, accumulation of matching sub-sequences and jumping when failing a match.

Figure 5 illustrates how the algorithm evolves. Starting from slice l , it keeps a count c of consecutive matches. When a match fails it moves to the left k slices, moves counter c to a previous counter p , resets the counter c , and starts again. It stops either when the sum $p + c$ reaches k , or the current slice index i becomes negative. It is shown as Algorithm 1.

The algorithm starts k slices from the end and jumps backwards, as it gives better average number of memory accesses than starting from the side of the initial slices. Similar to the false positive rate, a recursive formula for the expected number of accesses when the query returns false is easily obtained as $A(k, l, 0, 0, 0, l)/(1 - F(k, l, 0, 0))$, with A recursively defined as:

$$A(k, l, p, c, a, i) = \begin{cases} a & \text{if } i < 0. \\ 0 & \text{if } p + c = k. \\ r_i A(k, l, p, c + 1, a + 1, i + 1) \\ + (1 - r_i) A(k, l, c, 0, a + 1, i - k) & \text{otherwise.} \end{cases}$$

where p and c have the same role as in the algorithm and a accumulates the number of accesses so far. Similar formulas can be obtained for the cases of querying elements in the window or for false positives.

5.5 Comparison with a Bloom filter

Having now an efficient query strategy and knowing the false positive rate of an APBF, we are able to evaluate and compare an APBF with a Bloom filter.

```

function query( $e$ )
   $i := l, p := 0, c := 0$ 
  while  $i \geq 0$  do
    if  $s_i[h'_i(e)] = 1$  then
       $c := c + 1, i := i + 1$ 
      if  $p + c = k$  then
        return true
    else
       $i := i - k, p := c, c := 0$ 
  return false

```

Algorithm 1: Query algorithm.

First we determine the space efficiency of an APBF with respect to a Bloom filter. Consider a Bloom filter with k_b slices and an APBF with $k_a + l$ slices such that the false positive rates are identical, using the formulas presented above, with the APBF sliding window size w the same as the Bloom filter capacity. The relative efficiency of the APBF, i.e., the ratio between the Bloom filter memory usage and the APBF memory usage is:

$$\text{eff} = \frac{k_b}{k_a} * \frac{l}{k_a + l}$$

In Table 2 we present several metrics for APBF. For these configurations, the space efficiency rate varies from 36% to 68% of the efficiency of a Bloom filter. The worst efficiency occurs in the fast query configurations and high overall false positive rate, and space efficiency tends to improve for higher accuracies and for higher numbers of slices $k_a + l$. In practice, the false positive rate is defined by the target application requirement. If space is not critical then the choice of $k_a + l$ should fall at or near the combination with the lower number of slices, when $k_b = k_a$. This is specially the case for high accuracy filters, or when NPWS is not an issue. Even then, there is no reason for l being much larger than k , when aiming for modest NPWS, as seen by combinations ($k = 6, l = 14$), or ($k = 9, l = 14$), or ($k = 12, l = 14$).

With the choice of an APBF with the same k as a Bloom filter, comparing Tables 1 and 2 we can observe that the number of memory accesses in Bloom filters and APBF is roughly equivalent. An APBF has a minimal overhead for queries that return true (either elements in the window or false positives) and in higher precision settings they even improve on Bloom filters when queries return false, due to the contribution of slices with fill ratio below 1/2.

5.6 Accuracy under workloads

Together with the algorithm we developed a C implementation of *Age-Partitioned Bloom Filters*. In this section we evaluate this implementation with respect to the actual false positive rate under a range of synthetic workloads.

5.6.1 Accuracy

We tested for the lack of false negatives by confirming that all the last window w inserted elements are reported as present. Testing for the level of false positives

aimed fp	k	l	actual fp	eff	query accesses			NPWS
					window	fp	false	
0.1	4	3	0.100586	0.36	4.71	4.38	2.16	0.58
	5	7	0.101603	0.38	6.17	5.76	3.42	0.28
	6	14	0.098623	0.39	8.04	7.58	5.42	0.14
	7	28	0.099033	0.38	10.73	10.25	9.10	0.07
	8	56	0.100234	0.36	14.87	14.39	15.60	0.04
0.01	7	5	0.011232	0.39	7.81	7.40	2.02	0.40
	8	8	0.010244	0.41	8.88	8.62	3.09	0.25
	9	14	0.010212	0.45	10.50	9.89	3.79	0.14
	10	25	0.010076	0.47	12.46	11.80	5.85	0.08
	11	46	0.009948	0.49	15.24	14.56	9.55	0.04
0.001	10	7	0.001211	0.40	10.86	10.42	1.85	0.28
	11	9	0.000918	0.41	11.89	11.52	2.15	0.22
	12	14	0.000981	0.45	13.11	12.75	3.21	0.14
	13	23	0.000928	0.50	14.74	14.06	4.20	0.09
	14	40	0.000988	0.53	16.85	16.16	6.75	0.05
0.0001	14	11	0.000099	0.42	14.91	14.51	1.93	0.18
	15	15	0.000100	0.44	15.93	15.69	3.08	0.13
	16	22	0.000097	0.48	17.41	16.84	3.36	0.09
	17	36	0.000099	0.53	19.09	18.46	5.19	0.06
	18	63	0.000099	0.57	21.56	20.79	7.68	0.03
0.00001	17	13	0.000011	0.42	17.92	17.51	1.81	0.15
	18	16	0.000009	0.44	18.93	18.62	2.20	0.12
	19	22	0.000010	0.56	20.15	19.80	3.16	0.09
	20	33	0.000010	0.62	21.70	20.94	3.68	0.06
	21	54	0.000010	0.68	23.61	22.83	5.63	0.04

Table 2: Metrics for APBF with $k + l$ slices, for different aimed false positive rates: actual fp rate, space efficiency relative to BF, expected number of accesses in queries (for window items, false positives and reported false) and peak NPWS.

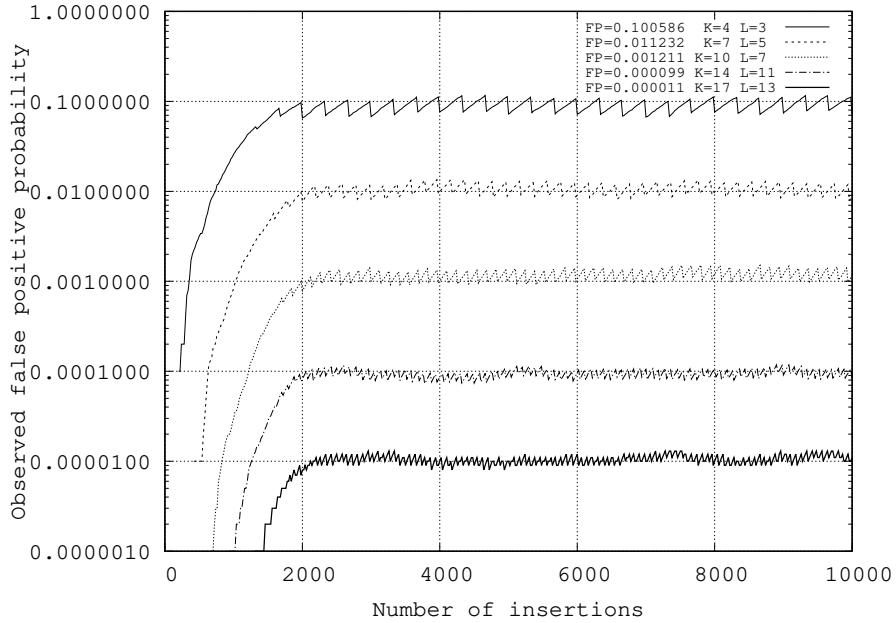


Figure 6: Experimental validation of false positive rates for low (k, l) age-partitioned filters. 10^4 distinct insertions over a window $w = 10^3$ elements.

is more interesting and is presented on Figure 6. Each line shows the measured false positive rates for filters with the lowest (k, l) pair in Table 2. Filters were dimensioned to hold 10^3 elements, start empty and are subject to 10^4 distinct insertions. For each filter configuration of false positive rate $1/10^i$, each sample shows the false probability outcome of probing of $10^i * 10^4$ distinct elements known not to be present. This allowed increasing the precision where needed, for the more tight false positive rates.

The figure shows that as elements are added to the filter the false positive rate stabilizes around the configured maximum rate. Particularly, in the case of the filter with 0.1 precision we can observe a clear zig-saw effect as the filter alternates between minimum and maximum capacity. Higher (k, l) pairs increasingly attenuate this effect, and the same goes for higher precisions as the figure shows.

5.6.2 Workloads with duplicate elements

Our calibration of the false positive rate considered the worst case of a workload with a stream of distinct elements, since any duplicates will only decrease the fill rate and thus improve the false positive. In practical settings many workloads will exhibit duplicate elements, and this a common use case for window filters [2, 10, 25, 28, 30, 18].

We generate synthetic workloads with different rates of duplicates, that we define as $1 - |\text{unique}(W)|/|W|$, where W is a w length sequence of possibly non unique elements. In Figure 7 we observe the impact of increasing the rate of

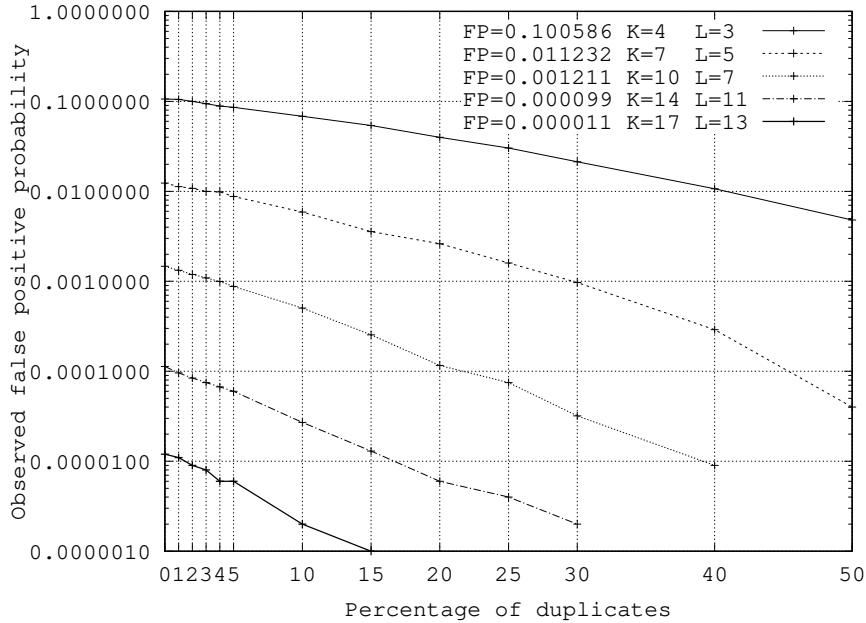


Figure 7: Decay of false positives under uniform duplication. Window $w = 10^3$ elements against different duplicate rates.

duplicates in the decrease of observed false positive rate. We see an exponential decrease of the false positives as the duplicates increase. In practice, if the use case ensures a known duplication rate it is possible to adjust the calibration of the filter to a less tight false positive rate and still have the desired false positive rate over the actual workload.

This marked decrease of false positive rate with duplicates results from the sharing of slices when elements are inserted, since event after shifting slices overlap for some time and are only disjoint after k shifts. This *sharing effect* should be more pronounced with low (k, l) pairs since they both lead to larger slice size and to more overlap. In Figure 8 we test different (k, l) pairs having similar accuracy around 0.1. As expected, we observe that configurations with more slices have a lower impact in the decrease of false positive rates for workloads with duplicates.

All these results considered a uniform occurrence of duplicates. If the duplicates come from a Zipfian distribution, as is common in many relevant workloads [1], some elements will occur duplicated more frequently than others and the reduction of the false positive rate is expected to be even more abrupt due increased sharing.

6 Age-Partitioned Blocked Bloom Filters

We have shown that APBF provides a solution to the sliding filter problem while having, with low k, l choices, a comparable number of distinct memory accesses when comparing with classic static bloom filters (cf. Tables 1 and 2).

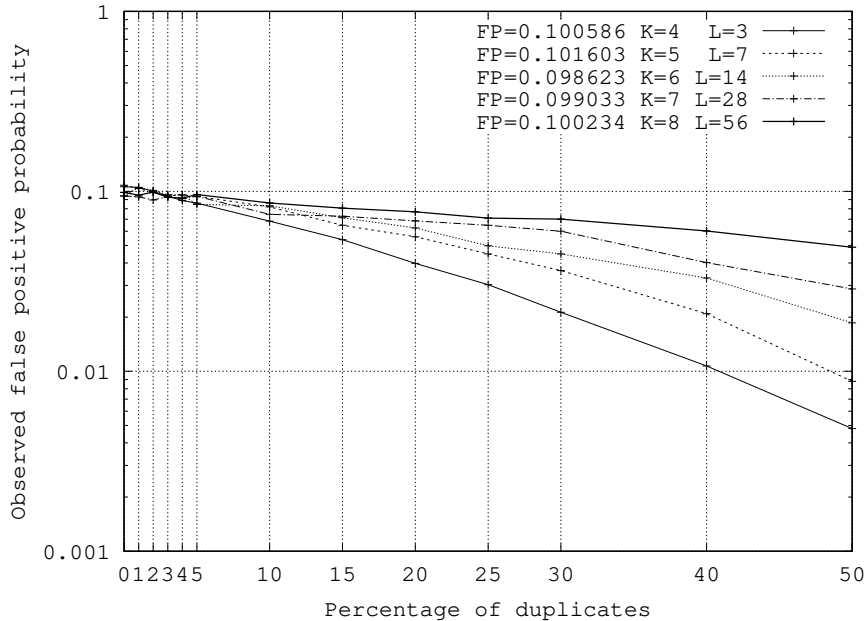


Figure 8: Decay of false positives under uniform duplication. Different (k,l) configurations for 0.1 false positive rate. Window $w = 10^3$ elements against different duplication rates.

Blocked bloom filters [24] have been proposed to reduce the number of memory accesses, improving time complexity of bloom filters. The strategy is to avoid k distinct memory accesses by first sharding elements into small blocks, that can fit a cache line or a processor register, and only then apply the usual k hash functions to select the bits. Next we analyse how these techniques are applicable here.

The essential idea of an APBF is to spread the hashes to segments that will be retired at different times. The basic APBF scheme presented above uses one slice (with one hash) of a partitioned Bloom filter per segment, i.e., as the unit of aging/expiration, but this is naturally generalized to using any kind of Bloom filter for each segment. All theory from the previous section still applies (e.g., the formula for false positives, or the query algorithm) by replacing the slice fill ratio by the subfilter false positive rate, and delegating accesses to the subfilter.

One possible design is each segment being a partitioned Bloom filter with b parts, set by b hash functions. In Figure 9, the segments being filled of three alternative filters are shown: a basic APBF with $k = 10$ (and one slice per segment); another using $k = 5$ with two slices per segment; and one using $k = 2$ and 5 slices per segment. With the same ratio between k and l , and using the same m bits per part, the three designs use the same total memory of $(k + l) \times b \times m$, and have the same w capacity. The alternative designs will have larger generations and jumps, being less “smooth”: if the first design with $k = 10$ has g elements per generation, the second with $k = 5$ will have $2 \times g$ elements per generation, and the third will have $5 \times g$.

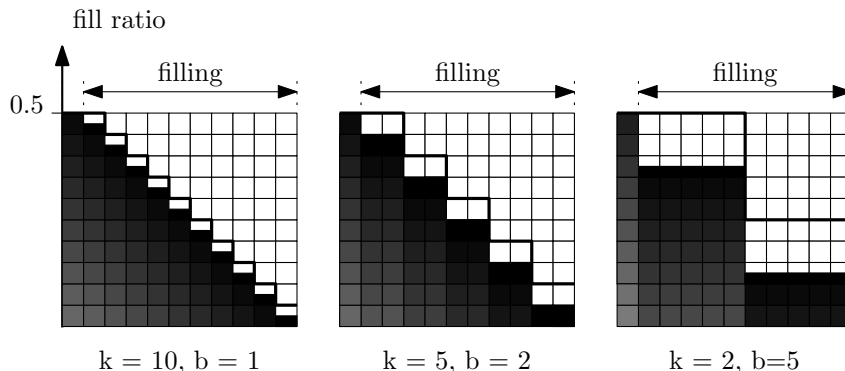


Figure 9: Fill ratios for three designs: $k = 10$ with one slice per segment, $k = 5$ with two slices per segment, and $k = 2$ with 5 slices per segment.

A more interesting design, which we call *Age-Partitioned Blocked Bloom Filter* (APBBF), is using a blocked Bloom filter [24] (BBF) per segment. These use a hash function to choose a B sized block (e.g., a 512 bit cache-line or a 64 bit word) in the bit-vector, in which the b bits will be set or queried by b hash functions. Even better, we can make each block a partitioned Bloom filter, to have exactly b bits set/queried. If we make b a power of two, we can simply extract $b \times \log_2(B/b)$ bits from the result of a single hash function to choose the b bits in the block to set/query. Because we are using k filters per element insertion/query, we are effectively using a multiblocking [24] scheme, which is suitable for higher accuracy with little performance degradation over a standard Bloom filter. An APBBF is, therefore, an age partitioned multiblocked Bloom filter with partitioned Bloom filters for blocks. This scheme improves substantially the weaker aspect of the basic APBF: the number of accesses, specially for insertions or queries returning true.

In Table 3 we show metrics of APBBFs, for some combinations of k , l , B and b , from low accuracy ($k = 2$ and $b = 4$), moderate accuracy ($k = 3$ and $b = 4$ and very high accuracy ($b = 8$). The table shows how the false positive rate compares with a basic APBF using the same memory and parameters ($k*b, l*b$), and shows its capacity (window size) relative to the APBF. It can be seen that while word-sized blocks are not suitable for the $b = 8$ scenarios due to the large fp degradation, using a word-sized block for $b = 4$ is a viable choice, at some fp cost. If slack is a not a big concern, we can make the scheme have 2–3 word/cache-line accesses per insertion and around 2–4 per query, even for very high accuracy filters.

It should be noticed that even if slack is worse than in a basic APBF, an APBBF with even a low $k = 2$ is substantially different from a naïf design using a sequence of BBFs: the APBBF with ($k = 2$, $l = 5$, $B = 512$, $b = 8$) has two block accesses for insertions and around 3–3.8 block accesses for queries, while a naïf design with the same NPWS=0.2 would need 6 filters, and therefore at least 6 block accesses for queries, or 12 if a multiblocked scheme with two blocks per BBF were used to avoid the fp degradation at these high accuracies.

k	l	B	b	false positive rate		query accesses				
				APBBF	APBF	cap.	win.	fp	false	NPWS
2	3	64	4	0.0159865	0.0180539	0.968	3.30	2.72	2.25	0.36
2	3	512	4	0.0121825	0.0180539	0.996	3.31	2.71	2.23	0.35
2	5	64	4	0.0257532	0.0335359	0.968	3.80	3.28	3.37	0.21
2	5	512	4	0.0197654	0.0335359	0.996	3.81	3.26	3.33	0.21
3	5	64	4	0.0016005	0.0017134	0.968	4.40	3.85	2.29	0.22
3	5	512	4	0.0010688	0.0017134	0.996	4.40	3.83	2.26	0.21
3	8	64	4	0.0026767	0.0031769	0.968	4.92	4.41	3.43	0.13
3	8	512	4	0.0017993	0.0031769	0.996	4.92	4.39	3.38	0.13
2	3	64	8	0.0005608	0.0001122	0.936	3.33	2.70	2.05	0.34
2	3	512	8	0.0000738	0.0001122	0.992	3.33	2.68	2.02	0.33
2	5	64	8	0.0009231	0.0002342	0.936	3.80	3.23	3.08	0.20
2	5	512	8	0.0001226	0.0002342	0.992	3.80	3.21	3.03	0.20
3	5	64	8	0.0000104	0.0000007	0.936	4.40	3.82	2.05	0.20
3	5	512	8	0.0000005	0.0000007	0.992	4.40	3.78	2.02	0.20
3	8	64	8	0.0000178	0.0000014	0.936	4.88	4.35	3.08	0.13
3	8	512	8	0.0000009	0.0000014	0.992	4.88	4.32	3.03	0.13

Table 3: Metrics for APBBF with $k + l$ segments, each a BBF with B block size and b hashes per block, showing: fp rate, fp rate of an APBF with parameters $(k * b, l * b)$ using the same memory, relative capacity to such APBF, expected number of block accesses in queries (for window items, false positives and reported false) and peak NPWS.

Comparison with dictionary-based techniques With a small number of memory accesses, APBBF overcomes the main drawback of basic APBF and is now closer to the number of accesses that are typical in dictionary-based techniques. One of the best, SWAMP, is very flexible, providing other information like number of disting elements and number of occurences, while ensuring zero slack. Nevertheless, it uses more bits per stored element than APBF. In Table 4 we compare the storage cost of SWAMP for a window of 2^{16} elements (approximate values from Figure 3(a) in [2], where SWAMP already improves over SWBF [20] and TBF [32]) with the cost of APBBF for the same false positive rate. We can conclude that, if we do not need all the features of SWAMP and some slack is not a concern, our design is more compact and considerably simpler, namely being suitable to hardware-based implementations.

7 Conclusions

In this paper we have shown a new Bloom filter based approach for filters over a sliding window. It is competitive time-wise and better space-wise than current approaches, both Bloom filter and dictionary based. Our design is a segmented-based approach, inspired by partitioned Bloom filters, that spreads hashes over different segments, that will be retired at different times. We use

k	l	B	b	fp	bits per element		NPWS	
					SWAMP	APBBF	SWAMP	APBBF
2	5	512	4	0.0197654	32.0	16.2	0.00	0.21
3	8	512	4	0.0017993	39.8	23.9	0.00	0.13
2	5	512	8	0.0001226	48.5	32.6	0.00	0.20
3	8	512	8	0.0000009	64.6	48.0	0.00	0.13

Table 4: Comparison of APBBFs, in four previous configurations, with SWAMP, in terms of memory usage (bits per element) for the same false positive rate.

an efficient algorithm to look up for k consecutive matches along a configurable larger number of $k + l$ segments. This allows decaying expired entries at the granularity of segments, each with a subset of all hashes.

Unlike current segmentation-based ones, it does not waste space resulting from using the same hashes to set bits in different segments. It also avoids the use of counters/timestamps that are typical of both BF-based and some dictionary-based solutions, improving space complexity. We derived recursive formulas for false positive rates, and number of accesses and verified that they match the empiric results from experiments. We also studied how the presence of duplicates in the stream benefits false positives.

Finally, we have overcome the main drawback of basic APBF – number of memory accesses – by presenting a blocked variant, the Age-Partitioned Blocked Bloom Filters. If having some slack is not an issue, APBBFs are currently, as far as we now, the most space efficient approach, while being time-wise competitive to the best approaches. Their simplicity is also important to hardware-based designs, unlike dictionary-based approaches.

References

- [1] Lada A. Adamic and Bernardo A. Huberman. Zipf’s law and the internet. *Glottometrics*, 3:143–150, 2002.
- [2] Eran Assaf, Ran Ben-Basat, Gil Einziger, and Roy Friedman. Pay for a sliding bloom filter and get counting, distinct elements, and entropy for free. In *2018 IEEE Conference on Computer Communications, INFOCOM 2018, Honolulu, HI, USA, April 16-19, 2018*, pages 2204–2212, 2018.
- [3] Suman K. Bera, Sourav Dutta, Ankur Narang, and Souvik Bhattacharjee. Advanced bloom filter based algorithms for efficient approximate data deduplication in streams. *CoRR*, abs/1212.3964, 2012.
- [4] Burton H. Bloom. Space/time trade-offs in hash coding with allowable errors. *Commun. ACM*, 13(7):422–426, 1970.
- [5] Flavio Bonomi, Michael Mitzenmacher, Rina Panigrahy, Sushil Singh, and George Varghese. An improved construction for counting bloom filters. In *Algorithms - ESA 2006, 14th Annual European Symposium, Zurich, Switzerland, September 11-13, 2006, Proceedings*, pages 684–695, 2006.

- [6] Alexander Breslow and Nuwan Jayasena. Morton filters: Faster, space-efficient cuckoo filters via biasing, compression, and decoupled logical sparsity. *PVLDB*, 11(9):1041–1055, 2018.
- [7] Andrei Z. Broder and Michael Mitzenmacher. Survey: Network applications of bloom filters: A survey. *Internet Mathematics*, 1(4):485–509, 2003.
- [8] Francis Chang, Kang Li, and Wu-chang Feng. Approximate caches for packet classification. In *Proceedings IEEE INFOCOM 2004, The 23rd Annual Joint Conference of the IEEE Computer and Communications Societies, Hong Kong, China, March 7-11, 2004*, pages 2196–2207, 2004.
- [9] Saar Cohen and Yossi Matias. Spectral bloom filters. In *Proceedings of the 2003 ACM SIGMOD International Conference on Management of Data, San Diego, California, USA, June 9-12, 2003*, pages 241–252, 2003.
- [10] Fan Deng and Davood Rafiei. Approximately detecting duplicates for streaming data using stable bloom filters. In *Proceedings of the ACM SIGMOD International Conference on Management of Data, Chicago, Illinois, USA, June 27-29, 2006*, pages 25–36, 2006.
- [11] Sourav Dutta, Souvik Bhattacharjee, and Ankur Narang. Towards "intelligent compression" in streams: a biased reservoir sampling based bloom filter approach. In *15th International Conference on Extending Database Technology, EDBT '12, Berlin, Germany, March 27-30, 2012, Proceedings*, pages 228–238, 2012.
- [12] Bin Fan, David G. Andersen, Michael Kaminsky, and Michael Mitzenmacher. Cuckoo filter: Practically better than bloom. In *Proceedings of the 10th ACM International Conference on Emerging Networking Experiments and Technologies, CoNEXT 2014, Sydney, Australia, December 2-5, 2014*, pages 75–88, 2014.
- [13] Jonathan L. Dautrich Jr. and Chinaya V. Ravishankar. Inferring insertion times and optimizing error penalties in time-decaying bloom filters. *ACM Trans. Database Syst.*, 44(2):7:1–7:32, 2019.
- [14] Sheng-Chun Kao, Ding-Yuan Lee, Ting-Sheng Chen, and An-Yeu Wu. Dynamically updatable ternary segmented aging bloom filter for openflow-compliant low-power packet processing. *IEEE/ACM Trans. Netw.*, 26(2):1004–1017, 2018.
- [15] Adam Kirsch and Michael Mitzenmacher. Less hashing, same performance: Building a better bloom filter. *Random Struct. Algorithms*, 33(2):187–218, 2008.
- [16] Georgia Koloniari, Nikos Ntarmos, Evaggelia Pitoura, and Dimitris Souravlias. One is enough: distributed filtering for duplicate elimination. In *Proceedings of the 20th ACM Conference on Information and Knowledge Management, CIKM 2011, Glasgow, United Kingdom, October 24-28, 2011*, pages 433–442, 2011.

- [17] Rafael P. Laufer, Pedro B. Velloso, and Otto Carlos Muniz Bandeira Duarte. A generalized bloom filter to secure distributed network applications. *Computer Networks*, 55(8):1804–1819, 2011.
- [18] Chun-Hee Lee and Chin-Wan Chung. An approximate duplicate elimination in RFID data streams. *Data Knowl. Eng.*, 70(12):1070–1087, 2011.
- [19] Xiuqi Li, Jie Wu, and Jun (Jim) Xu. Hint-based routing in wsns using scope decay bloom filters. In *2006 International Workshop on Networking, Architecture and Storages (IWNAS 2006), 1-3 August 2006, Shenyang, China*, pages 111–118, 2006.
- [20] Yang Liu, Wenji Chen, and Yong Guan. Near-optimal approximate membership query over time-decaying windows. In *Proceedings of the IEEE INFOCOM 2013, Turin, Italy, April 14-19, 2013*, pages 1447–1455, 2013.
- [21] Ahmed Metwally, Divyakant Agrawal, and Amr El Abbadi. Duplicate detection in click streams. In *Proceedings of the 14th international conference on World Wide Web, WWW 2005, Chiba, Japan, May 10-14, 2005*, pages 12–21, 2005.
- [22] James K. Mullin. A second look at bloom filters. *Commun. ACM*, 26(8):570–571, 1983.
- [23] Moni Naor and Eylon Yogev. Tight bounds for sliding bloom filters. *Algorithmica*, 73(4):652–672, 2015.
- [24] Felix Putze, Peter Sanders, and Johannes Singler. Cache-, hash-, and space-efficient bloom filters. *ACM Journal of Experimental Algorithmics*, 14, 2009.
- [25] Hong Shen and Yu Zhang. Improved approximate detection of duplicates for data streams over sliding windows. *J. Comput. Sci. Technol.*, 23(6):973–987, 2008.
- [26] Rajath Subramanyam, Indranil Gupta, Luke M. Leslie, and Wenting Wang. Idempotent distributed counters using a forgetful bloom filter. *Cluster Computing*, 19(2):879–892, 2016.
- [27] Chamila Walgampaya, Mehmed M. Kantardzic, and Brent Wenerstrom. Duplicate detection in pay-per-click streams using temporal stateful bloom filters. *IJDATS*, 4(4):340–377, 2012.
- [28] Xiujun Wang and Hong Shen. Approximately detecting duplicates for probabilistic data streams over sliding windows. In *Third International Symposium on Parallel Architectures, Algorithms and Programming, PAAP 2010, Dalian, China, 18-20 December, 2010*, pages 263–268, 2010.
- [29] Xiujun Wang, Xiao Zheng, Zhe Dang, Xuangou Wu, and Baohua Zhao. Near-optimal approximate duplicate-detection in data streams over sliding windows for the uniform query frequency or membership likelihood. In *Second International Conference on Advanced Cloud and Big Data, CBD 2014, Huangshan, China, November 20-22, 2014*, pages 122–127, 2014.

- [30] Jiansheng Wei, Hong Jiang, Ke Zhou, Dan Feng, and Hua Wang. Detecting duplicates over sliding windows with ram-efficient detached counting bloom filter arrays. In *Sixth International Conference on Networking, Architecture, and Storage, NAS 2011, Dalian, China, 28-30 July, 2011*, pages 382–391, 2011.
- [31] MyungKeun Yoon. Aging bloom filter with two active buffers for dynamic sets. *IEEE Trans. Knowl. Data Eng.*, 22(1):134–138, 2010.
- [32] Linfeng Zhang and Yong Guan. Detecting click fraud in pay-per-click streams of online advertising networks. In *28th IEEE International Conference on Distributed Computing Systems (ICDCS 2008), 17-20 June 2008, Beijing, China*, pages 77–84, 2008.
- [33] Yaxiong Zhao and Jie Wu. The design and evaluation of an information sharing system for human networks. *IEEE Trans. Parallel Distrib. Syst.*, 25(3):796–805, 2014.