

POSSIBLE FORMATION SCENARIOS OF ZTF J153932.16+502738.8-A GRAVITATIONAL SOURCE CLOSE TO THE PEAK OF LISAS SENSITIVITY

GUOLIANG LÜ,^{1,2} CHUNHUA ZHU,^{1,2} ZHAOJUN WANG,^{1,2} HELEI LIU,^{1,2} LIN LI,^{1,2} DIAN XIE,¹ AND JINZHONG LIU³

¹*School of Physical Science and Technology, Xinjiang University, Urumqi, 830046, China*

²*Center for Theoretical Physics, Xinjiang University, Urumqi, 830046, China*

³*National Astronomical Observatories / Xinjiang Observatory, the Chinese Academy of Sciences, Urumqi, 830011, China*

(Dated: January 10, 2020)

ABSTRACT

ZTF J153932.16+502738.8 (ZTFJ1539) is an eclipsing double-white-dwarf system with an orbital period of 6.91 minutes, and is a significant source of LISA detecting gravitational wave. However, the massive white dwarf (WD) with mass of about $0.61 M_{\odot}$ has a high effective temperature (48900 K), and the lower mass WD with mass of about $0.21 M_{\odot}$ has a low effective temperature (< 10000 K). It is challenging the popular theory of binary evolution. We investigate the formation of ZTFJ1539 via nova and Algol scenarios. Assuming that the massive WD in ZTFJ1539 just experiences a thermalnuclear runaway, nova scenario can explain the effective temperatures of two WDs in ZTFJ1539. However, in order to enlarging a semi-detached orbit of about 4—5 minutes to a detached orbit of about 7 minutes, nova scenario needs a much high kick velocity of about 200 km s^{-1} during nova eruption. The high kick velocity can result in high eccentricity of about 0.2—0.6. Algol scenario can also produce ZTFJ1539 if we take a high efficient parameter for ejecting common envelope and enhance the mass-loss rate via stellar wind trigger by tidal effect.

Keywords: binaries: close — stars: novae — stars: white dwarfs

1. INTRODUCTION

The gravitational radiation can be produced by these binaries with short orbital periods. The LIGO/Virgo detectors have successfully observed the gravitational waves (GWs) emitted in the kHz regime by several mergers of double black holes and a merger of a double neutron stars (Abbott et al. 2016, 2017, 2018). In fact, comparing with double black holes and neutron stars, double white dwarfs (DWDs) are dominated (Nelemans et al. 2001a). In the Milk Way, Nelemans et al. (2001b) estimated that there are about 10^7 DWDs emitting gravitational waves in the mHz band. These GWs can be detected by the Laser Interferometer Space Antenna (LISA) which can observe the GWs with a band of about 0.1 and 1000 mHz (Amaro-Seoane et al. 2017). Cornish & Robson (2017) estimated that LISA can find about 10^4 DWDs.

Recently, based on the updated distances from *Gaia* Data Release 2, Kupfer et al. (2018) gave 13 binary systems which can emit GWs strong enough to be detectable by LISA. Very recently, Burdge et al. (2019) observed an eclipsing DWD ZTF J153932.16+502738.8 (ZTFJ1539) with an orbital period of 6.91 minutes, which is the shortest in detached DWDs. The GW emitted by this DWD is closed to the most sensitive LISA's band, and LISA can detect it within a week (Burdge et al. 2019). Therefore, ZTFJ1539 is a significant source of LISA detecting GW (Littenberg & Cornish 2019).

For the theory of binary evolution, scenario is very interesting. The primary and secondary WDs have masses of about 0.61 and 0.21 M_{\odot} (Burdge et al. 2019), respectively. In this paper, the WD with larger mass is called as the primary WD, while another is called as the secondary WD. Usually, in DWDs, the primary WD first forms, and its cooling timescale is shorter than that of the secondary WD. Surprisingly, the effective temperature of the primary

WD is about 48900 ± 900 K, which is higher than the temperature (< 10000 K) of the secondary WD (Burdge et al. 2019). Burdge et al. (2019) gave two possible explanations. One is tidal heating. Due to extremely short orbital period, tidal distortion dissipates the tidal energy in the WD, which results in heating and spinning up WD (Fuller & Lai 2013). Another is recent accretion which results in a nova eruption. Having considered that the temperature of WD heated by the tidal distortion through more realistic calculations is closed to 25000 K, Burdge et al. (2019) suggested the latter scenario better.

Theoretically, in DWDs, the accretion should occur in semi-detached systems, and result in X-ray emission. However, ZTFJ1539 is a detached system and is no detectable X-ray emission (Burdge et al. 2019). Therefore, there should be a mechanism for a transition from semi-detached system to detached system if ZTFJ1539 undergoes nova eruption. In addition, it is possible that the secondary WD may form earlier than the primary WD if binary experiences mass transfer to become Algol system (e. g., Dervişoğlu et al. 2010; van Rensbergen et al. 2011).

In this paper, we investigate the possibility for ZTFJ1539 produced by nova eruption with a kick velocity or Algol systems. In §2 section, we simulate the nova eruptions in DWDs, and discuss the possibility of forming ZTFJ1539 via nova scenario. The Algol scenario producing ZTFJ1539 is discussed in §3. The main conclusions appear in §4.

2. NOVA SCENARIO

Nova eruption usually appears in binary system in which a thermal nuclear runaway occurs on the surface of WD accreting material from its companion. In general, most of companions in nova binaries are normal stars (main sequence or giant stars), while about 60 nova binaries have hydrogen-deficient companions (e. g., Gallagher & Starrfield 1978; Belczyński et al.

2000; Lü et al. 2006; Ramsay et al. 2018). The former is called as cataclysmic variables (CV), and the latter is called as ultra-compact cataclysmic variables (AM CVn). However, ZTFJ1539 is a DWD binary. It is composed of a CO WD with mass of about $0.61 M_{\odot}$ and a He WD with mass of about $0.21 M_{\odot}$ (Burdge et al. 2019). If the He WD fills its Roche lobe, mass transfer occurs. Marsh et al. (2004) investigated the stability of mass transfer between DWDs. If mass transfer is stable, ZTFJ1539 will undergo a nova eruption, and evolve into an AM CVn (Burdge et al. 2019). If the transfer is not stable, it could evolve into a R Coronae Borealis Stars (e. g., Clayton 2012; Han 1998). In order to simulate the nova eruption in ZTFJ1539, we must construct the models of He and CO WD.

2.1. Nova model

Modules for Experiments in Stellar Evolution (MESA, [rev. 11108]; Paxton et al. (2011, 2013, 2015, 2018)) offers a test_suite for producing He WD and CO WD. Using MESA, we create CO WDs with masses of 0.5, 0.6 and $0.7 M_{\odot}$, and He WDs with masses of 0.15, 0.20 and $0.25 M_{\odot}$, respectively. Figure 1 shows the evolutions of the effective temperature, radius, gravity acceleration and luminosity during WD cooling phase. The cooling age of a nascent WD with mass of 0.6 or $0.2 M_{\odot}$ which evolves to the state of the primary or the secondary in ZTFJ1539 is respectively about 2.4 M or 300 M years, which is consistent with the estimate of Burdge et al. (2019). Based on Figure 1, the primary or the secondary can be covered by single-star model. However, ZTFJ1539 is a DWD. According to popular binary theory, the WD with mass higher in DWD should be cooler because it is older and its cooling timescale is shorter. Burdge et al. (2019) considered that the primary in ZTFJ1539 just experienced a nova eruption. Its primary and secondary are CO WD and He WD, respectively. It means

that the nova is triggered by the helium-rich material accreted by the primary from the secondary. Very recently, using the FUN evolutionary code combined with a large nuclear network, Piersanti et al. (2019) simulated the nova eruptions produced by helium-accreting WD in AM CVn stars.

In this work, following Denissenkov et al. (2013, 2014); Zhu et al. (2019), we use test_suite case nova in MESA to simulate nova eruption in ZTFJ1539. Based on the observations of Keck I, Burdge et al. (2019) found that narrower hydrogen emission lines apparently come from the cooler secondary, and the irradiated surface of the secondary had some weak neutral helium emission lines. It is difficult to determine the chemical compositions of the secondary. In our model, we simulate nova eruptions triggered by hydrogen-rich or hydrogen-deficient accreted materials. The chemical compositions of the former are $X(\text{H}) = 0.7$, $X(\text{He}) = 0.28$ and $Z = 0.02$, they for the latter are $X(\text{H}) = 0.0$, $X(\text{He}) = 0.98$ and $Z = 0.02$. The abundances of metal elements are similar with those of the Sun.

2.2. Discussions

Figure 2 gives the evolutions of the effective temperatures, the radii, the gravitational acceleration and the luminosities for WDs after novae reach the maximum luminosity. Both of hydrogen-rich and hydrogen-deficient models give similar results. The primary of ZTFJ1539 can be explained by WD which has experienced a nova eruption about 8000 yr ago. Compared with the radius and the gravitational acceleration of the primary, the model of WD with $0.5 M_{\odot}$ mass is better. However, both of them greatly depend on the hydrogen mass around WD surface. In our simulation, we consider the mass loss when the luminosity of nova exceeds the Eddington luminosity, and may underestimate the hydrogen mass. In addition, they also depend on the WD cooling which is also affected

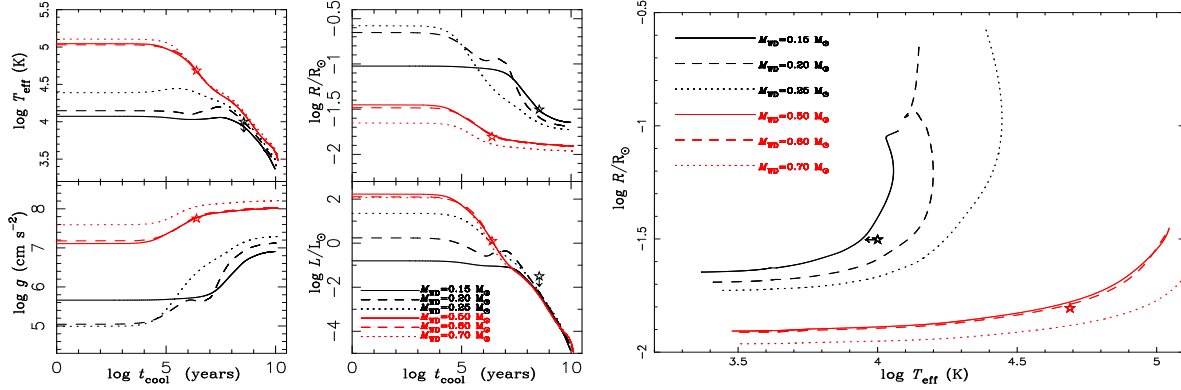


Figure 1. The evolutions of the effective temperature, radius, acceleration gravity and luminosity during WD cooling phase are given in the left panels. The effective temperature vs. the radius is showed in the right panel. The black and red lines represent He and CO WDs, respectively. The line styles represent WDs with different masses. The black and red stars give the positions of He and CO WDs in ZTFJ1539. The observational data come from Burdge et al. (2019).

by the convection, the radiative transfer, crystallization, and so on (Wood 1992; Hansen 1999; Liu & Lü 2019).

Usually, the nova in DWDs should occur in semi-detached systems. However, ZTFJ1539 is a detached binary. Burdge et al. (2019) considered that the orbit was widen because an amount of mass ($10^{-4}M_{\odot}$) was ejected during nova eruption. In order to discuss this effects, considering that the nova eruption may be aspherically symmetric and following the method of investigating the kick velocity of supernova in Brandt & Podsiadlowski (1995); Hurley et al. (2002), we assume that the WD also receives a kick velocity when it ejects an amount of mass. The kick velocity v_k abides by Maxwellian distribution

$$P(v_k) = \sqrt{\frac{2}{\pi}} \frac{v_k^2}{\sigma_k^3} e^{-v_k^2/2\sigma_k^2}. \quad (1)$$

In this work, σ_k is taken as 50 and 200 km s $^{-1}$, respectively.

By a method of synthesis population, we construct a sample of 10^7 binary systems (Details can be seen in Lü et al. 2011, 2012, 2013; Zhu et al. 2013, 2015). The initial mass function comes from Miller & Scalo (1979), a constant mass-ratio distribution is considered

(Mazeh et al. 1992), and the distribution of separations is taken as

$$\log a = 5X + 1 \quad (2)$$

where X is a random variable uniformly distributed in the range $[0,1]$ and a is in R_{\odot} .

Using the rapid binary star evolution (BSE) code (Hurley et al. 2002), we obtain about 3.4×10^5 CO + He WDs from 10^7 binary systems. The panel (a) of Figure 3 gives the distribution of the primary masses and the orbital periods for nascent CO + He WDs. Due to the gravitational release, the orbits of these systems shrink. Within Hubble times, about 44% of them evolve into semi-detached systems which are showed in the panel (b) of Figure 3. Because the He WDs in our simulations have very thick hydrogen envelopes ($\sim 10^{-5}M_{\odot}$), their orbital periods are shorter than about 6 minutes when the He WDs fill their Roche lobe. If some He WDs have very thick hydrogen envelopes, and thus can fill their Roche lobes at longer periods. When the WD with larger mass in the semi-detached systems accretes the matter from its companion, the nova eruption occurs. Burdge et al. (2019) found that the orbit of ZTFJ1539 only widened slightly if mass of $10^{-4}M_{\odot}$ was ejected during a nova eruption, and ZTFJ1539 would

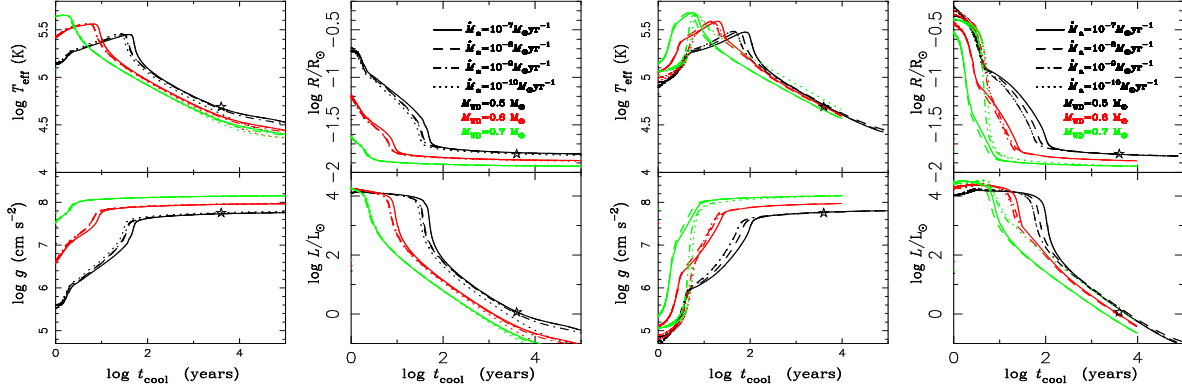


Figure 2. The evolutions of the effective temperature, radius, gravitational acceleration and luminosity after novae reach the maximum luminosity. The left four panels are for nova eruptions triggered by hydrogen-rich accreted materials, and the right four panels are for hydrogen-deficient accreted materials, respectively. The black, red and green lines represent the nova models with CO WD’s masses of 0.5, 0.6 and 0.7 M_{\odot} , respectively. The solid, dashed, dot-dashed and dotted lines represent the nova models with the mass accretion rates of 10^{-7} , 10^{-8} , 10^{-9} and 10^{-10} $M_{\odot}\text{yr}^{-1}$, respectively. The black star gives the observational value of the primary in ZTFJ1539 (Burdge et al. 2019).

become a semi-detached system again in about 100 yr after a nova eruption. However, as Figure 2 shows, the primary of ZTFJ1539 may have evolved for about 8000 yr after a nova eruption. In fact, based on the theoretical model, the mass ejected during a nova eruption is between about 10^{-3} and $10^{-8} M_{\odot}$ (Yaron et al. 2005; Zhu et al. 2019). Compared with WD mass, the mass ejected is too small. It hardly results in a large orbital widening.

In our work, we consider the effects of kick velocity. However, as the panel (c) of Figure 3 shows, the kick velocities with $\sigma_k = 50$ km s^{-1} can not widen the orbits up to 6 minutes. When σ_k increases to 200 km s^{-1} , ZTFJ1539 can be covered by our simulation. Simultaneously, kick velocity can also result in an elliptical orbit. Figure 4 shows the distributions of eccentricities for $\sigma_k = 50$ and 200 km s^{-1} , respectively. Our results mean that the eccentricity of ZTFJ1539 should be between about 0.2 and 0.6 if the orbit of ZTFJ1539 is broadened from about 5 minutes to 6.91 minutes by nova eruption. Usually, a binary system with high eccentricity undergoes a large degree of apsidal precession which would manifest itself in the eclipse timing residuals.

However, Burdge et al. (2019) believed that the eccentricity of ZTFJ1539 should be zero because any sign of apsidal precession was not be detected.

In fact, Hobbs et al. (2005) analysed the proper motion of 233 pulsars, and suggested that σ_k of core-collapse supernova (CCSN) is about 265 km s^{-1} . In general, the energy released by CCSN is higher than 10^4 times energy from nova eruption. Therefore, σ_k of nova eruption should be very small. In short, it is not a probability to explain the observational properties of ZTFJ1539 by experiencing a nova eruption.

3. ALGOL SCENARIO

Algol system is a binary where the less massive donor fills its Roche lobe and transfers its matter to the more massive gainer which does not fill its Roche lobe, and the former is the cooler, fainter and older star while the latter is still on the main sequence (Peters 2001). In the present paper, Algol scenario means that the progenitor of ZTFJ1539 undergoes the phase of Algol binaries so that the less massive WD forms earlier than the more massive WD.

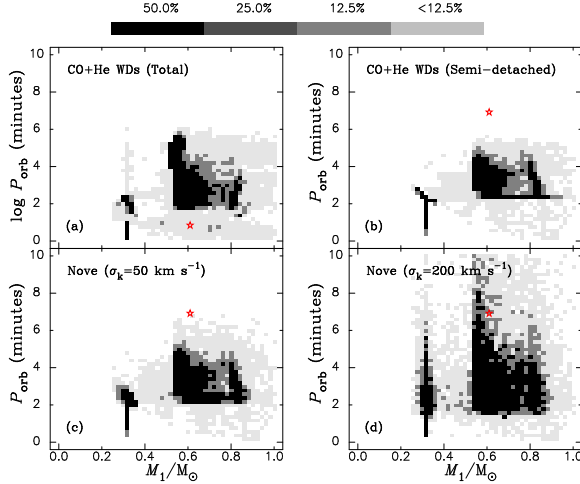


Figure 3. The primary masses vs. the orbital periods of CO + He WD systems. The panel (a) represents the nascent CO + He WDs, and the panel (b) gives the semi-detached CO + He WDs. The panels (c) and (d) show the CO + He WDs after nova eruptions with kick velocity of $\sigma_k = 50$ and 200 km s^{-1} , respectively. The red star gives the position of ZTFJ1539.

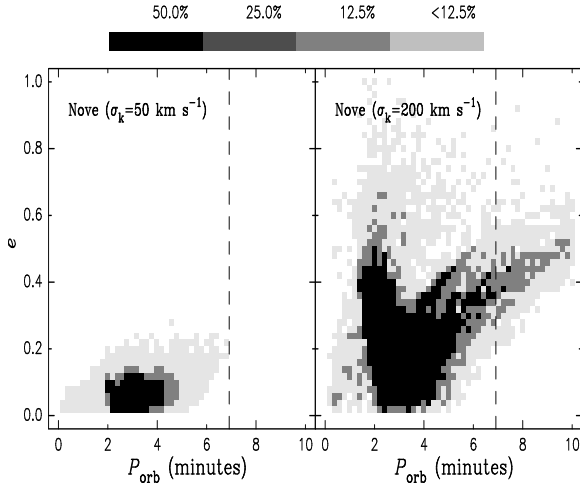


Figure 4. The distributions of the orbital periods and eccentricities for the CO + He WDs after nova eruptions with kick velocity of $\sigma_k = 50$ and 200 km s^{-1} , respectively. The dashed line gives the orbital period of ZTFJ1539.

3.1. Model of Binary Evolution

It is well known that the interaction of binary systems produces many different types of

astronomical phenomena. However, some involved physical processes are still open, such as common envelope evolution (CEE). The importance of CEE in binary evolution has been discussed by many literatures (e. g., [Ivanova et al. 2013](#)). In general, the formation of DWD system experiences CEE once or twice (e. g., [Postnov & Yungelson 2014](#)). Unfortunately, it is extremely challenging to simulate real CEE via both computation and analytic treatment. In the last section, using BSE code, we obtain about 3.4×10^5 CO + He WDs via a method of population synthesis. In BSE code, the treatment of CEE is determined by the initial binding energy of the envelope and the initial orbital energy of two cores (Details can be seen in [Hurley et al. 2002](#)). CEE is affected by two parameters: α_{CE} and λ . The former (α_{CE}) is the efficiency of the orbital energy used to expel the envelope ([Paczynski 1976](#)), and the latter (λ) is related to the structure of the donor ([de Kool 1990](#); [Xu & Li 2010](#)). In fact, the outcome of CEE in BSE code depends on the product of α_{CE} and λ ([Hurley et al. 2002](#); [Lü et al. 2006, 2012](#)).

In the previous section, we use combining parameter $\lambda \times \alpha_{\text{CE}} = 1.0$ to calculate binary evolutions. Figure 5 shows the distribution of WDs' masses when He + CO WD systems form. Obviously, He + CO WD systems can be produced via Algol scenario. These systems is showed in the left-top zone of Figure 5. Unfortunately, the He WD's masses of these systems are higher than about $0.25 M_{\odot}$, while the secondary's mass of ZTFJ1539 is only $0.21 M_{\odot}$. However, the products of binary systems are affected by many uncertainty input parameters.

In order to efficiently produce Algol systems in RS CVn binaries, [Tout & Eggleton \(1988\)](#) suggested that mass-loss rate of a giant star via stellar wind can be tidally enhanced by

$$\dot{M} = \dot{M}_{\text{R}} [1 + B_{\text{W}} \max(\frac{1}{2}, \frac{R}{R_{\text{L}}})^6], \quad (3)$$

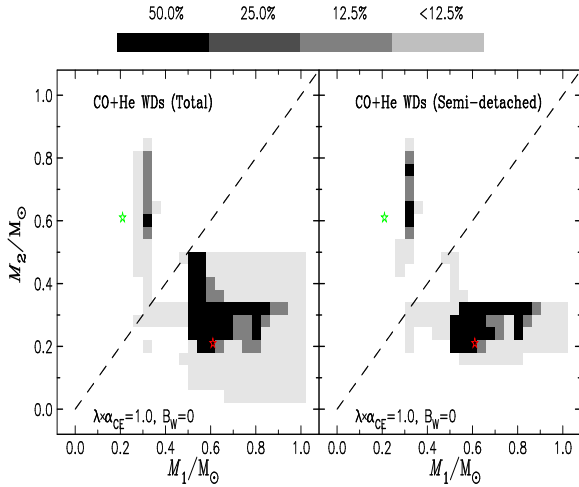


Figure 5. Distribution of WDs’ masses when He + CO WD systems form. The left panel represents all He + CO WD systems, while the right panel is for these He + CO WD systems which can merge within the Hubble time. Red star represents ZTFJ1539 where M_1 is the primary and M_2 is the secondary, that is, $M_1 = 0.61M_\odot$ and $M_2 = 0.21M_\odot$. However, blue star represents ZTFJ1539 where $M_1 = 0.21M_\odot$ and $M_2 = 0.61M_\odot$. Dashed line means a position where $M_1 = M_2$. The He + CO WD systems locating the left-top zone is produced via Algol scenario.

where, \dot{M}_R is the mass-loss rate from Reimers (1975), R and R_L are the stellar and Roche-lobe radius, respectively. Here, B_W is an uncertain parameter. Comparing with the observations, Tout & Eggleton (1988) took B_W as 10^4 . As Figure 6 shows, the model with $B_W = 10^4$ can efficiently produce less massive He WD. However, this also results in a low orbital energy because the mass lost by stellar wind carries out the orbital angular momentum. Under the assumption of $\lambda \times \alpha_{CE} = 1.0$, the less massive He WD merges with its companion when this binary experiences CCE. Therefore, we take $\lambda \times \alpha_{CE} = 4$ so that the binary with a low-mass He WD can survive after a CCE. In many literatures, the parameters λ and α_{CE} are assumed less than 1.0. However, λ and α_{CE} are very uncertain. Xu & Li (2010) calculated λ , and found that its range changes from $\ll 0.5$ to several

tens, even several hundreds. Simultaneously, some literatures have also taken α_{CE} larger than 1. For example, the default value of α_{CE} in BSE code is 3 (Hurley et al. 2002).

Figure 6 gives the different products for a binary with similar initial conditions under different assumptions: $\lambda \times \alpha_{CE} = 1.0$ and $B_W = 0$, or $\lambda \times \alpha_{CE} = 4$ and $B_W = 10^4$. As one can see, a large B_W can produce a He WD with lower mass, and a large $\lambda \times \alpha_{CE}$ can ensure low-mass He WD survival during CEE.

3.2. Discussions

Figure 7 gives the results of He + CO WDs via the population synthesis method under assumptions of $\lambda \times \alpha_{CE} = 4$ and $B_W = 10^4$. The primary and secondary masses in ZTFJ1539 can be covered by He + CO WDs produced via Algol scenario. However, we must mention that the results are sensitive to the values of two parameters. If $B_W < 10^3$, He WD with a mass lower than about $0.27 M_\odot$ hardly forms. If $\lambda \times \alpha_{CE} < 2$, binary systems with low-mass He WD hardly survives during CEE.

Figure 8 shows the distributions of orbital period vs. CO WD’s masse for He + CO WDs produced via Algol scenario during different ages. Based on the temperature of the primary WD in ZTFJ1539, Burdge et al. (2019) estimated that its cooling age should be about 2.5 Myr. The right-top panel in Figure 8 gives the distribution within 2.5 Myr after the formation of He + CO WDs. Our results cover the observations of ZTFJ1539, including the distribution when the cooling age is about 25 Myr. Therefore, it is possible in our binary model to produce ZTFJ1539.

In the this work, through only changing parameters $\lambda \times \alpha_{CE}$ and B_W , we can explain the observational properties of ZTFJ1539 via Algol scenario. In fact, there are still other uncertain parameters which can affect the binary evolutions, such as mass-transfer rates and the efficiency of mass-accretion during Roche lobe

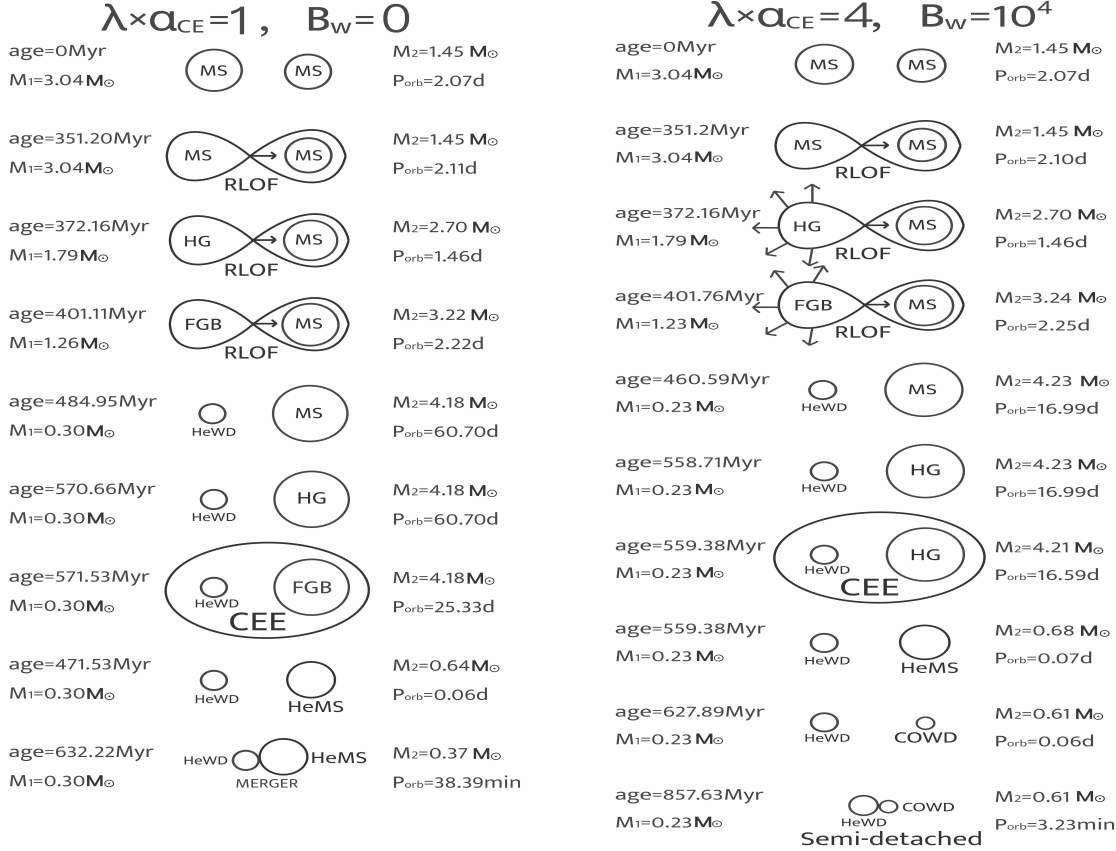


Figure 6. Evolutionary scenarios for a binary systems with different input parameters. The left panel represents the model with the assumptions of $\lambda \times \alpha_{CE} = 1.0$ and $B_W = 0$, while the right panel for $\lambda \times \alpha_{CE} = 4$ and $B_W = 10^4$. MS, HG, FGB, HeMS and RLOF mean main sequence, Hertzsprung gap, the first giant branch, helium main sequence and Roche lobe overflow, respectively. M_1 , M_2 , P_{orb} and age represent primary mass, secondary mass, orbital period and the evolutionary time, respectively.

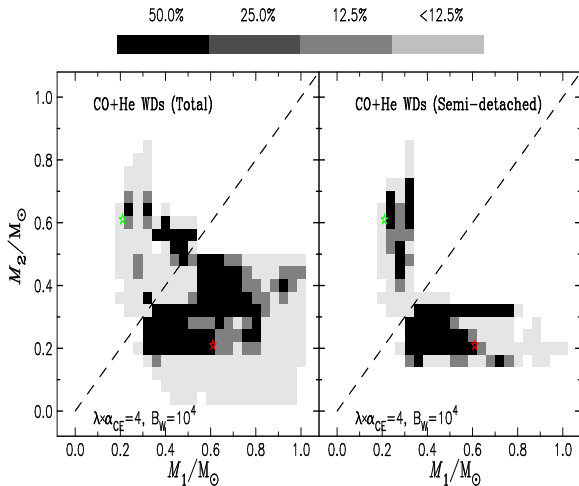


Figure 7. Similar to Figure 5, but under assumptions of $\lambda \times \alpha_{CE} = 4$ and $B_W = 10^4$.

overflow, rotation, the change in orbital angular momentum caused by mass loss from the binary

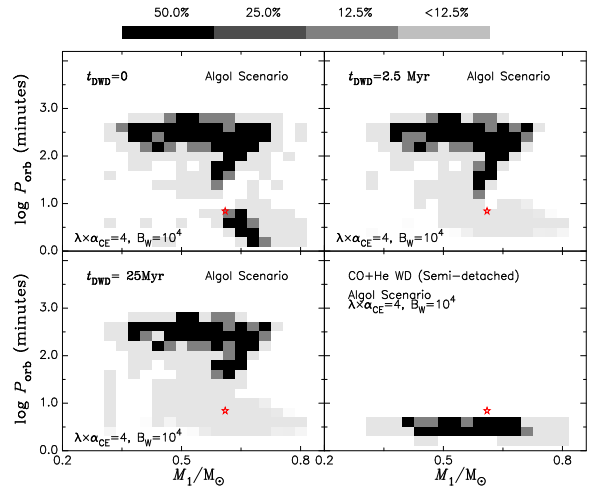


Figure 8. Evolution of orbital periods of He + CO WDs produced via Algol scenario under assumptions of $\lambda \times \alpha_{CE} = 4$ and $B_W = 10^4$. t_{DWD} represents the lifetime of DWD formation.

system, stability criteria for mass transfer, and so on. With more DWDs like ZTFJ1539 observed in the future, it will contribute to check whether Algol scenario can produce ZTFJ1539. Simultaneously, the observations for them will restrain these uncertain parameters in the theoretical model for binary evolution.

4. CONCLUSIONS

In this work, we investigate the formation of ZTFJ1539 via nova and Algol scenarios. Assuming that the massive WD in ZTFJ1539 just experiences a thermal runaway, nova scenario can explain the effective temperatures of two WDs ZTFJ1539. Unfortunately, in order to enlarging a semi-detached orbit of about 4—5 minutes to a detached orbit of about 7 minutes, nova scenario needs a much high kick velocity of about 200 km s^{-1} during nova eruption, which can be comparable with the kick velocity of CCSN. However, the energy released by CCSN is higher than about 10^4 times energy from nova eruption. Simultaneously, this high kick velocity can result in a high eccentricity of about 0.2—0.6. There is no observational

evidence for high eccentricity. Therefore, it is not a probability to produce ZTFJ1539 by nova scenario. If the enhancement of the mass-loss rate of a giant star via stellar wind triggered by tidal effect and a high efficiency of ejecting CE are considered, Algol scenario can also produce ZTFJ1539.

As a significant source of gravitational radiation close to the peak of LISAs sensitivity, ZTFJ1539 has attracted attention. In the meantime, ZTFJ1539's progenitor and its destination involve many unsolved physical processes of binary evolutions, such as CEE, mass loss, and binary merger, and so on. It is worth investigating ZTFJ1539 further.

ACKNOWLEDGMENTS

This work received the generous support of the National Natural Science Foundation of China, project Nos. 11863005, 11763007, 11803026, 1156300811473024, 11463005, and 11503008. We would also like to express our gratitude to the Tianshan Youth Project of Xinjiang No. 2017Q014.

REFERENCES

- Abbott, B. P., Abbott, R., Abbott, T. D., et al. 2016, *Physical Review Letters*, 116, 061102
 —. 2017, *Physical Review Letters*, 119, 161101
 —. 2018, *Living Reviews in Relativity*, 21, 3
 Amaro-Seoane, P., Audley, H., Babak, S., et al. 2017, arXiv e-prints, arXiv:1702.00786
 Belczyński, K., Mikołajewska, J., Munari, U., Ivison, R. J., & Friedjung, M. 2000, *A&AS*, 146, 407
 Brandt, N., & Podsiadlowski, P. 1995, *MNRAS*, 274, 461
 Burdge, K. B., Coughlin, M. W., Fuller, J., et al. 2019, *Nature*, 571, 528
 Clayton, G. C. 2012, *Journal of the American Association of Variable Star Observers* (JAAVSO), 40, 539
 Cornish, N., & Robson, T. 2017, in *Journal of Physics Conference Series*, Vol. 840, *Journal of Physics Conference Series*, 012024
 de Kool, M. 1990, *ApJ*, 358, 189
 Denissenkov, P. A., Herwig, F., Bildsten, L., & Paxton, B. 2013, *ApJ*, 762, 8
 Denissenkov, P. A., Truran, J. W., Pignatari, M., et al. 2014, *MNRAS*, 442, 2058
 Dervişoğlu, A., Tout, C. A., & Ibanoglu, C. 2010, *MNRAS*, 406, 1071
 Fuller, J., & Lai, D. 2013, *MNRAS*, 430, 274
 Gallagher, J. S., & Starrfield, S. 1978, *ARAA*, 16, 171
 Han, Z. 1998, *MNRAS*, 296, 1019
 Hansen, B. M. S. 1999, *ApJ*, 520, 680
 Hobbs, G., Lorimer, D. R., Lyne, A. G., & Kramer, M. 2005, *MNRAS*, 360, 974

- Hurley, J. R., Tout, C. A., & Pols, O. R. 2002, *MNRAS*, 329, 897
- Ivanova, N., Justham, S., Avendano Nandez, J. L., & Lombardi, J. C. 2013, *Science*, 339, 433
- Kupfer, T., Korol, V., Shah, S., et al. 2018, *MNRAS*, 480, 302
- Littenberg, T. B., & Cornish, N. J. 2019, arXiv e-prints, arXiv:1908.00678
- Liu, H. L., & Lü, G. L. 2019, *Journal of Cosmology and Astro-Particle Physics*, 2019, 040
- Lü, G., Yungelson, L., & Han, Z. 2006, *MNRAS*, 372, 1389
- Lü, G., Zhu, C., & Podsiadlowski, P. 2013, *ApJ*, 768, 193
- Lü, G., Zhu, C., Wang, Z., Huo, W., & Yang, Y. 2011, *MNRAS*, 413, L11
- Lü, G.-L., Zhu, C.-H., Postnov, K. A., et al. 2012, *MNRAS*, 424, 2265
- Marsh, T. R., Nelemans, G., & Steeghs, D. 2004, *MNRAS*, 350, 113
- Mazeh, T., Goldberg, D., Duquennoy, A., & Mayor, M. 1992, *ApJ*, 401, 265
- Miller, G. E., & Scalo, J. M. 1979, *ApJS*, 41, 513
- Nelemans, G., Yungelson, L. R., & Portegies Zwart, S. F. 2001a, *A&A*, 375, 890
- Nelemans, G., Yungelson, L. R., Portegies Zwart, S. F., & Verbunt, F. 2001b, *A&A*, 365, 491
- Paczynski, B. 1976, in *IAU Symposium*, Vol. 73, *Structure and Evolution of Close Binary Systems*, ed. P. Eggleton, S. Mitton, & J. Whelan, 75
- Paxton, B., Bildsten, L., Dotter, A., et al. 2011, *ApJS*, 192, 3
- Paxton, B., Cantiello, M., Arras, P., et al. 2013, *ApJS*, 208, 4
- Paxton, B., Marchant, P., Schwab, J., et al. 2015, *ApJS*, 220, 15
- Paxton, B., Schwab, J., Bauer, E. B., et al. 2018, *ApJS*, 234, 34
- Peters, G. J. 2001, in *Astrophysics and Space Science Library*, Vol. 264, *The Influence of Binaries on Stellar Population Studies*, ed. D. Vanbeveren, 79
- Piersanti, L., Yungelson, L. R., Cristallo, S., & Tornambé, A. 2019, *MNRAS*, 484, 950
- Postnov, K. A., & Yungelson, L. R. 2014, *Living Reviews in Relativity*, 17, 3
- Ramsay, G., Green, M. J., Marsh, T. R., et al. 2018, *A&A*, 620, A141
- Reimers, D. 1975, *Memoires of the Societe Royale des Sciences de Liege*, 8, 369
- Tout, C. A., & Eggleton, P. P. 1988, *MNRAS*, 231, 823
- van Rensbergen, W., de Greve, J. P., Mennekens, N., Jansen, K., & de Loore, C. 2011, *A&A*, 528, A16
- Wood, M. A. 1992, *ApJ*, 386, 539
- Xu, X.-J., & Li, X.-D. 2010, *ApJ*, 716, 114
- Yaron, O., Prialnik, D., Shara, M. M., & Kovetz, A. 2005, *ApJ*, 623, 398
- Zhu, C., Liu, H., Lü, G., Wang, Z., & Li, L. 2019, *MNRAS*, 488, 525
- Zhu, C., Lü, G., & Wang, Z. 2013, *ApJ*, 777, 23
- . 2015, *MNRAS*, 454, 1725

