

Performance-Oriented Neural Architecture Search

Andrew Anderson*, Jing Su†, Rozenn Dahyot‡ and David Gregg§
School of Computer Science and Statistics, Trinity College Dublin

Dublin, Ireland

Email: *andersan@cs.tcd.ie, †jing.su@tcd.ie, ‡Rozenn.Dahyot@tcd.ie, §dgregg@cs.tcd.ie

Abstract—Hardware-Software Co-Design is a highly successful strategy for improving performance of domain-specific computing systems. We argue for the application of the same methodology to deep learning; specifically, we propose to extend neural architecture search with information about the hardware to ensure that the model designs produced are highly efficient in addition to the typical criteria around accuracy.

Using the task of keyword spotting in audio on edge computing devices, we demonstrate that our approach results in neural architecture that is not only highly accurate, but also efficiently mapped to the computing platform which will perform the inference. Using our modified neural architecture search, we demonstrate 0.88% increase in TOP-1 accuracy with 1.85× reduction in latency for keyword spotting in audio on an embedded SoC, and 1.59× on a high-end GPU.

Index Terms—Deep Neural Networks, Neural Architecture Search

I. MOTIVATION

For modern edge computing systems, the task of implementing deep learning applications with high efficiency has become critical. For example, automatic speech recognition [13] (ASR) is an area where significant industrial effort is being focused to move the problem on-device and avoid an always-on connection to cloud computing resources.

The typical approach is first to select a deep neural network (DNN) architecture and train it to acceptable accuracy on some task. Techniques such as weight pruning [25] and model quantization [22] are then applied, so that the inference has acceptable latency and memory consumption on the target device. This general workflow is applied in the vast majority of research, for example, in the recent on-device ASR work at Google [12].

However, certain features of neural architecture, especially in convolutional neural networks (CNNs) present hard roadblocks for performance. For example, the size and shapes chosen for convolution kernels determines whether or not fast and memory-efficient convolution algorithms can be applied at inference time [1].

In this paper, we argue for a more flexible and holistic approach to optimization of deep learning applications. We propose to adapt techniques from hardware-software co-design to the domain of deep learning, by performing *neural architecture search* with both classification accuracy and inference performance as primary objectives.

Extending neural architecture search with information about the hardware on which the inference will be deployed allows

decisions to be made at a high level concerning the structure of the neural network which have profound implications for performance. Without this information, we are searching “in the dark” with regard to inference performance, and it is unlikely that the search will find high efficiency neural architectures, except by chance.

Contribution

In this paper, we extend neural architecture search with an inference performance cost model to allow performance concerns to be directly integrated in the architecture search.

We propose a neural architecture search based on the idea of iterative refinement of stepwise-optimal candidates that allows the user to control the depth and breadth of the search.

We demonstrate that it is possible to find variations of neural architecture with equivalent classification accuracy but greatly improved inference performance, even before weight pruning or model quantization are considered.

Paper Structure

We first present some background on neural architecture search, and inference performance in deep neural networks.

Next, we present our performance-oriented neural architecture search algorithm. Using our approach, we explore variations of the initial *seed* architecture and collect classification accuracy and inference performance statistics.

We evaluate our approach on a real-world edge platform by considering the application of a keyword spotting (KWS) pipeline on an ARM Cortex-A class processor. For context, we also benchmark the models produced by our approach on a typical high-end GPU commonly used for deep-learning workloads. Finally, we present some related work and discuss potential extensions of our approach.

II. BACKGROUND

Many deep learning models in widespread use today are still designed by humans [17], [14] or according to simple schemes where submodules are programmatically *stacked* to a configurable depth to construct the network [19], [23], [18].

Neural architecture search is typically performed in conjunction with hyperparameter optimization to automatically *discover* model architectures which can be trained to a high degree of accuracy for a specific learning task [27], [10], [9].

However, the search process may discover many model architectures which can be trained to an approximately equivalent degree of accuracy. When resources are no object at inference time, any of these models will suffice. However, when performing inference on edge devices, with limited memory and compute capacities, it is crucial to optimize the model to minimize storage and computational requirements.

Variants of neural architecture search have been successfully applied to many networks in different contexts in prior work [27]. However, these investigations have focused only on improving the *accuracy* of the trained networks.

Yang et al. propose the use of co-design methods to produce a customized hardware design to accelerate a specific neural network [24]. Our work differs from the work of Yang et al. primarily in that we propose a generic method by which the entire space of customized networks derived from some initial seed network can automatically be explored, rather than designing a custom network by hand.

Cai et al. [5] propose a modification to the training process of the neural network to directly incorporate parameter search. However a key difference with our work is that Cai et al. require a set of fixed alternatives to be chosen in advance, rather than our fine-grained bounds for individual architectural parameters. Nevertheless, the approach of Cai et al. is shown to yield improvements in two image classification tasks.

Pruning weights with small values induces sparsity in the model [11] and is a popular technique for decreasing operation count. However, the degree to which a model can be pruned without failing to meet classification accuracy targets is unpredictable and largely model-dependent. Furthermore, it is not always clear how to select an effective pruning approach for any given model beyond trial and error.

Quantization is another major approach to reducing model size and improving inference performance. By converting weights to a smaller numeric format, the model size is reduced. Although quantization does not change the number of operations, computation on smaller types is often faster, especially on FPGA [3], or custom accelerators [11], where the arithmetic implementation in hardware can be customized to match the model quantization scheme.

On general purpose processors and GPUs, quantization is restricted to the use of the numeric types already present in hardware. Nonetheless, quantization often results in a net gain in inference performance [8].

A. DNN Convolution

Convolution is the most computationally heavy primitive in the majority of popular deep neural networks. As such, it presents a natural target for optimization.

Figure 1 shows the data flow in the DNN convolution operation. The H and W parameters are determined by the size of the input feature maps, but the k , C , and M parameters characterize the convolution being applied. The *filter size* of the convolution is $k \times k$ points, and the number of feature maps, C , determines how many of these $k \times k$ filters are trained. Since convolutions are connected input-to-output in

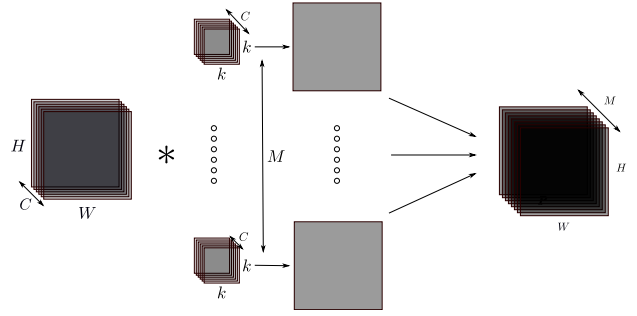


Fig. 1: **DNN Convolution:** C input feature maps, each of size $H \times W$, are convolved with M multichannel filters, each with C channels and a $k \times k$ kernel, resulting in M output feature maps.

the neural network, the number of feature maps on the output, M , matches the number of feature maps C on the input of the next convolution in the chain.

Since inference performance is dominated by the convolutional layers, the size and number of convolutional filters trained in each convolutional layer are natural candidates for search. With very few or very small filters, the network encodes much less information than with more numerous or larger filters. However, a reduction in filter quantity or filter size reduces both the operation count, and the model size, resulting in more efficient inference.

Striking a balance between these opposing objectives is the goal of this paper. We propose to incorporate inference performance concerns directly in the neural architecture search, by extending neural architecture search with a new objective function incorporating inference performance.

Inference Performance: The inference performance of convolutional DNNs is dominated by the time spent executing the convolutional layers. $k_h k_w$ multiplications and additions are used to compute the output of a single filter. All C filters are then applied at $H \times W$ input points, where H and W are subdivided by their respective strides, S_h, S_w , if present. C additions per output point are then performed to compute one output feature map. Since there are M output feature maps, the total operation count is $M(C \lceil \frac{H}{S_h} \rceil \lceil \frac{W}{S_w} \rceil (2k_h k_w + 1) + C \lceil \frac{H}{S_h} \rceil \lceil \frac{W}{S_w} \rceil)$ or more succinctly,

$$FP_{OPS} = MC \left\lceil \frac{H}{S_h} \right\rceil \left\lceil \frac{W}{S_w} \right\rceil (2k_h k_w + 1) \quad (1)$$

Similarly, the number of weight parameters for a convolutional layer can be expressed as

$$FP_{PARAMS} = MC(k_h k_w) \quad (2)$$

There are many special-case algorithms for computing a direct convolution, which all have the same asymptotic complexity, but exploit spatial locality and other features of the convolution to make efficient use of different primitive operations, such as matrix multiplication [20]. The choice of filter size and shape determines which of these algorithms can actually be used.

III. OUR APPROACH

Prior work [4], [27] on neural architecture search ranges in scope from the design of whole-network connective structure to the value ranges of specific hyperparameters. In order to demonstrate our performance-oriented search, we focus on the two *kinds* of parameters which most immediately influence operation count in the network; filter size, k , and feature map count, M . We consider the filter size k to consist of two distinct sub-parameters, k_h and k_w , to allow for non-square filters, since these are observed in several expert-designed networks for keyword spotting.

Taking the expert-designed network from the work of De Prado et al. [8] as the initial *seed* architecture, we explore variant networks with the same connective structure, but different k_h , k_w , and M parameters on all layers.

In principle, this search can be extended to incorporate many other parameters, provided that their impact on the operation count in the network can be specified.

A. Search

We begin by constructing a search space by fixing a range for each of the parameters k_h , k_w and M , for each convolution in the network. Each point in this search space is a unique configuration of the neural network. There are two key metrics of network quality which we consider: accuracy and cost. To model how well any given configuration of the network classifies, we measure the TOP-1 accuracy across some fixed number of inferences. Using the formula in Equation 1, we also compute the cost of the configuration as the sum of the operation count in all convolutional layers.

In principle, any measure of accuracy and of cost can be used. For example, to relax the accuracy requirement, the average top-5 accuracy could be considered instead of TOP-1.

Since k_h , k_w , and M are arbitrary (positive) integers, the configuration space of the network is extremely large. Recall that these parameters can vary independently for each convolutional layer in the network. In practice, for any one layer, k_h and k_w are bounded above by the height H and width W of the input feature maps, since setting $k_h = H$ and $k_w = W$ means that the convolution produces a single scalar output. However the number of filters M is unbounded in practice, although we would expect diminishing returns in terms of accuracy as the filter count grows very large.

Even by fixing k_h , k_w , and M to be bounded above by their settings in the *seed* network, many configurations remain, the evaluation of which requires some number of training iterations.

Prior work on Neural Architecture Search has employed numerous approaches to deal with the size and complexity of the search spaces involved. All of the approaches share a common design element, in that they attempt to learn the structure of the search space so that the majority of the search time is spent evaluating candidate configurations which are likely to be of high quality.

Two of the most popular approaches are to use *reinforcement learning* or *hypernetworks* to learn the structure of the

search space. In the “SMASH” approach of Brock et al. [4], an estimator is trained using reinforcement learning which proposes new points in the space that are likely to be high-quality configurations. In the approach of Le et al. [27], a recurrent neural network (RNN) is trained, which learns to propose strings specifying the configuration of the network. This approach works by feeding the accuracy of the child network (the CNN matching the proposed configuration) back into the parent RNN to modify the loss.

In principle, any method may be chosen to explore the configuration space of the network. Regardless of the choice of method, the ideal result is a set of configurations of the network which are high-quality, in the sense that they have high accuracy and low cost. However, according to the needs of the programmer, some of these high-quality configurations may be better than others. For example, if the aim of the search is strictly to find the least-cost network which meets some accuracy target, a different candidate may be best for a search aimed at finding the most accurate network that does not exceed a certain cost.

To evaluate a candidate model while exploring the search space, some budget of training iterations is required. Depending on the available computing resources for training, this may be larger or smaller. With a smaller training iteration budget, more points in the search space can be explored in a fixed amount of time than with a larger budget. However, with a larger budget, the candidates will be evaluated in more depth, meaning discriminating between them will be easier. The stopping criterion for one search phase may be a wall-clock time elapsed, or a certain number of models explored. In either case, after executing a search phase, we obtain a set of *candidate* models trained for some number of iterations.

B. Refinement

The second phase of our approach is the *refinement* of the set of candidate models. We construct the *Pareto frontier* of the model set produced from the search stage with respect to the two criteria of accuracy and cost.

If all, or very many, candidates on the Pareto frontier share a common substructure (i.e. common settings for any k_h , k_w , or M parameter), we fix that substructure, and repeat the search phase. Since we have reduced the search space by fixing some substructure, each of these iterative refinements becomes faster to evaluate. This means that we can explore more of the search space around refined configurations (with a fixed training iteration budget), or evaluate candidates more precisely (with an increased training iteration budget). In this way, the search process works at a progressively finer granularity the more refinement steps are taken.

A Pareto improvement is a change that makes at least one criterion better without making any other criterion worse, given a certain initial configuration. A configuration is *Pareto optimal* when no further Pareto improvements can be made. The Pareto frontier is the set of all Pareto optimal configurations, i.e. configurations of the network where no other

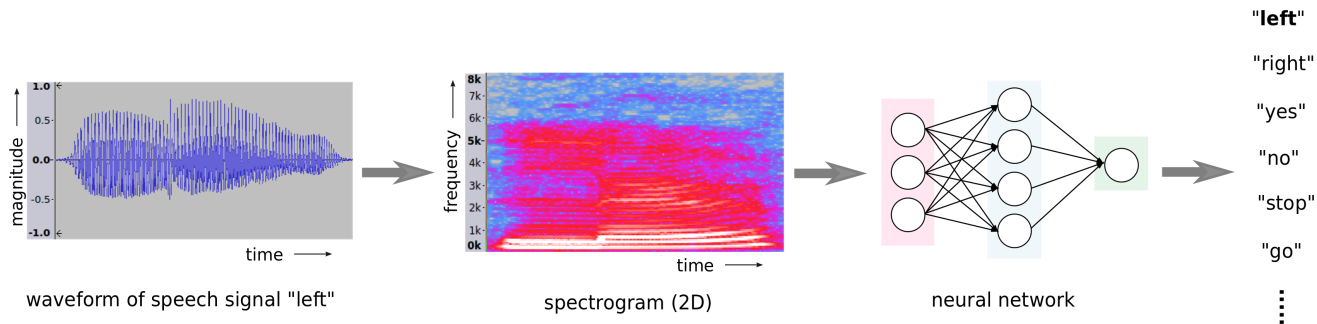


Fig. 2: **Keyword Spotting workflow.** A one-second mono-channel speech signal is used as input. An MFCC spectrogram is computed and used as the input to a neural network. At inference, an unknown signal is processed through this workflow to produce a label prediction.

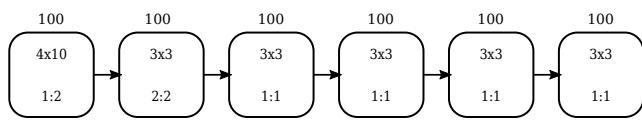


Fig. 3: **Seed CNN Architecture.** Each unit performs a convolution, batch normalization, scale, and ReLU activation. The first and second unit perform strided convolutions with the indicated vertical and horizontal subsampling factors, but the remaining convolutions are stride 1. All units have 100 filters of size 3×3 except the first unit, where the filter size is 4×10 .

configuration can achieve at least as much accuracy with lower cost, nor strictly more accuracy with equivalent cost.

In practice, we found that fixing the *most commonly observed parameter setting* in the Pareto-optimal models worked very well in the refinement phase. It is important to note that when we freeze a parameter setting, although we do not continue to evaluate candidates which do not share the setting for the fixed architectural parameter, we do not *discard* Pareto optimal candidates which have already been found. Models on the Pareto frontier which do not share the chosen setting for a frozen parameter might continue to be on the frontier even after the other candidates, and their variants, have been trained for further iterations. Algorithm 1 summarizes the workflow of our neural architecture search strategy. Steps 4 and 5 may be repeated until all architectural parameters are frozen.

Algorithm 1: Neural Architecture Search

- 1 Select the seed architecture
 - 2 Initial search over network/optimizer parameters
 - 3 Select Pareto-optimal architectures
 - 4 Refined search over network parameters
 - 5 Select Pareto-optimal architectures and freeze parameters
 - 6 Fine-tune Pareto-optimal models
-

IV. EXPERIMENTATION

In this paper, we use keyword spotting (KWS) as an example to study neural architecture search. A KWS system takes an input audio signal and predicts its most likely text label. This system can be trained to work through a typical supervised learning approach together with labelled speech samples. Instead of classifying audio signals directly, a feature extraction step is applied to generate a spectrogram from the audio. Computing the Mel-frequency Cepstral Coefficients (MFCCs) [7] is a typical preprocessing step for ASR applications. Figure 2 shows an end-to-end KWS workflow in which 2D MFCCs are used to train a neural network classifier. For all models we generate MFCC features in the same way. 40 frequency bands are applied to 16kHz audio samples with 128ms frame length and 32ms stride. We use the Google speech command data set [21] which has samples of 1 second in length, so the MFCC tensor has 40×32 features.

The speech commands dataset contains 65,000 audio samples of 30 keywords. We selected 10 keywords (*yes, no, up, down, left, right, on, off, stop, go*) for our experiment and used the default training, validation and test split, 80:10:10 respectively.

We implemented our approach using the Microsoft NNI (Neural Network Intelligence) toolkit [6], for constructing automated machine learning (AutoML) experiments. NNI is designed for building automated searches for the best neural architecture and/or hyper-parameter sets.

For the two objectives we chose the TOP-1 accuracy across 100 inferences as the estimator of network accuracy, and the sum of operation counts (Equation 1) as the estimator of network cost. Rather than a reinforcement learning or RNN based search, we chose to use the Tree-structured Parzen Estimator [2] (TPE), since each trial involves training a neural network to convergence, so the trials are high-cost. This estimator is already implemented in the NNI toolkit.

Seed Architecture

A 6 layer CNN model (Figure 3) previously achieved 94.23% test accuracy with Google speech commands

dataset [21], therefore it is a good starting point of neural architecture search. We refer to the Caffe-trained model of [8] as the *original model* (i.e. with the parameters as found in [8] that yields 94.23% TOP-1 accuracy), and its neural architecture as the *seed* architecture.

Starting with the seed architecture, we configured NNI to perform a search for the number of feature maps M , kernel height k_h and kernel width k_w for each convolutional layer.

Search in Experiments

Microsoft’s NNI toolkit offers many options to tune network hyperparameters as well as solver/optimizer parameters, including training iterations, batch size, learning rate and decay strategy. However, the search space expands exponentially if we try to search for values for all parameters independently. In order to finish our experiment within a reasonable time budget we used a two step approach. Firstly, we explored solver parameters used to train the original model. The original model is trained in 40,000 iterations with the ADAM optimizer [16] with a batch size of 100. The base learning rate is 5×10^{-4} and it drops 70% every 10,000 iterations.

Performing a hyperparameter search with NNI, we found that using a learning rate of 1×10^{-3} and batch size of 25 with 8,000 training iterations had high correlation with top accuracy scores. The ADAM optimizer was still preferred. We fixed this set of new solver parameters before beginning our search.

Our search space bounds for the three parameter types were configured as follows. For the per-layer bound on M , we used the setting in the seed architecture $M = 100$ as an upper bound, with a lower bound of 1. For the settings of k_h and k_w , we used the seed architecture settings as upper bounds for the first convolutional layer ($k_h = 4, k_w = 10$), and for the remaining layers we increased the bounds slightly from the original setting of ($k_h = 3, k_w = 3$) to ($k_h = 5, k_w = 5$). All k_h and k_w lower bounds were also set to 1.

This choice of bounds means we are searching for networks where each layer has at most as many filters, M , as in the original network, and the first layer filter size is at most as large as in the original network. The filter sizes of subsequent layers may be larger than in the original network, up to a bound of 66% growth in each spatial dimension.

Refinement in Experiments

We ran the search stage of the experiment with our initial configuration until 300 candidate networks were produced. Looking at the Pareto frontier in this experiment, we noticed that the vast majority of high-quality candidates used a filter size of ($k_h = 3, k_w = 3$) for the first convolutional layer. There was no other significant common substructure in the candidates. Fixing this filter size for the first layer, we repeated the search step with the refined *seed* network until a further 500 candidates were produced. We computed the Pareto frontier for this refined set of candidates, and fine-tuned the 12 Pareto-optimal models until each had hit the limit of 40,000

TABLE I: Interesting Model Configurations from Figure 4

TOP-1	$MFPOPS$	δ TOP-1	$FPOPS$	Note
0.9423	581.12	0.0%	$1 \times$	seed model
0.8960	17.22	-4.63%	$-33.75 \times$	best $\delta FPOPS$
0.9410	87.61	-0.09%	$-6.63 \times$	fastest δ TOP-1 ≈ 0
0.9425	167.68	0.02%	$-3.47 \times$	fastest δ TOP-1 > 0
0.9511	223.44	0.88%	$-2.60 \times$	best δ TOP-1

training iterations (i.e. the number of iterations used to train the *seed* model). Figure 4 shows the results of the experiment.

Since the non-square kernel ($k_h = 4, k_w = 10$) of the first convolutional layer yielded high accuracy in CNN, DSCNN and CRNN scenarios [26], it is believed to be a good design for KWS. However, our search found that a ($k_h = 3, k_w = 3$) kernel in the first layer is a better choice.

After investigating the data, we found that the MFCC features were generated from 40ms speech frames [26], but we generated MFCC features from 128ms speech frames. Consequently the MFCC feature map in our experiment covers more temporal information (W dimension of MFCC) than the one in previous work. This setting enables good performance of smaller square kernels and it explains why the k_h and k_w values we observe are preferred by the search. It also demonstrates the power of neural architecture search to adapt the model to changes in the conditioning of the dataset without intervention on the part of the end-user.

Observations

The most immediate observation from the experimental data is that, once the TOP-1 accuracy exceeds 90%, the vast majority of candidates which achieve any given accuracy target are much more expensive than they need to be. For many of the gradations in TOP-1 accuracy, the difference between the least cost and greatest cost configuration is close to, or exceeds, an order of magnitude.

Using traditional approaches to Neural Architecture Search, which are oblivious to inference performance, we have no way to ensure that the search process will choose a candidate with reasonable cost, and it is clear that the likelihood of making a very expensive choice is high.

Table I summarizes the most interesting models we found in our experiment. The first row shows the configuration which had the largest reduction in operation count versus the *seed* architecture. The search finds a configuration which uses $33.75 \times$ fewer operations for inference than the *seed* architecture, at the cost of a 4.63% point reduction in TOP-1 accuracy.

The least-cost configuration found which had approximately the same accuracy as the *seed* architecture exhibited a reduction in operation count of $6.63 \times$, while the least-cost architecture that was strictly *more* accurate has a reduction of $3.47 \times$. Finally, the most accurate configuration found improves TOP-1 accuracy by 0.88% points, to 95.11% TOP-1, while reducing operation count by $2.6 \times$ over the *seed* architecture.

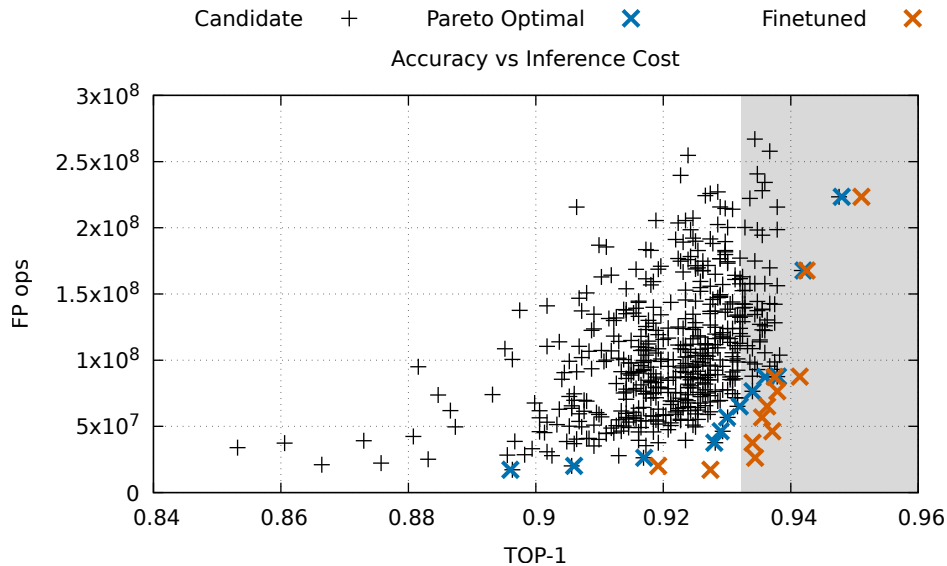


Fig. 4: **Experimental Results from Model Search.**

The figure shows the operation count of the candidate models versus their TOP-1 test accuracy. Models within at most -1% point deviation from the test accuracy of the *seed* model occupy the shaded gray area in the graph. Pareto-optimal models are indicated with crosses \times . All models were trained for 8,000 iterations during search. The final set of Pareto-optimal models were trained for a total of 40,000 iterations (equivalent to the *seed* model). These are the “Finetuned” data points.

Real-World Benchmarking

Using the full set of Pareto-optimal CNN models from Figure 4, we performed two real-world benchmarking experiments, one on an embedded SoC, the Samsung Exynos 5 Octa (Exynos 5422), and one on a high-end GPU (the NVIDIA GTX 1080Ti). We used the ODroid XU3 system, which has 2GB of RAM. Our experiments used OpenBLAS 0.3.5. For GPU, experiments, we used the CUDA toolkit version 10.0 and cuDNN version 7.5.

All models in the Pareto frontier were benchmarked using Caffe. 100 inferences were performed in all cases. The runtime of the *seed* model was also benchmarked. Labels on bars are the TOP-1 score of the model for which inference time is being benchmarked. All models (including *seed* model) were trained for a total of 40,000 iterations.

Figure 5 shows the single-inference latency of the Pareto-optimal models using Caffe [15] on the Exynos 5422 system, and Figure 6 shows the same data on the GTX 1080Ti, using the Caffe cuDNN backend.

The mapping from FP_{ops} to inference latency is not one-to-one, since Caffe uses GEMM to implement the arithmetic, and spatial locality and other implementation concerns affect the execution time. Nevertheless, we see that the general trend observed in Figure 4 is still observed in practice.

Discovered Models

Table II shows the network architectures on the Pareto frontier in Figure 4. The configuration of convolutional layers is written $\{k_h \times k_w, M\}$. Final TOP-1 scores after fine-tuning

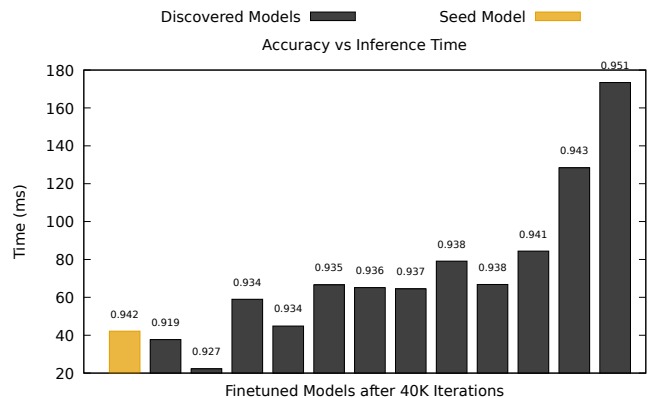


Fig. 5: **Exynos 5422 Experiment**

Single-Inference time (lower is better)

Using our approach, we are able to find models which are faster (lower latency) than the original *seed* model, as well as models with better TOP-1 accuracy. The best speedup observed in practice on the Exynos 5422 is $1.85\times$ versus the *seed* model. Bar labels show TOP-1 accuracy.

are shown, along with operation count. Additionally, the first row shows the parameters of the *seed* architecture.

One of the clearest trends in the data is that the choice of 100 filters per convolutional unit in the expert-designed seed architecture is excessive. None of the architectures found during search have any unit with more than 50 filters.

Another trend is that the choice of a 3×3 filter for all but the first unit in the network is suboptimal. In fact, only one of

TABLE II: Pareto Optimal CNN architectures from Figure 4

Model	conv1	conv2	conv3	conv4	conv5	conv6	TOP-1	MFP_{ops}
seed	4x10, 100	3x3, 100	3x3, 100	3x3, 100	3x3, 100	3x3, 100	94.2%	581.1
kws1	3x3, 40	3x3, 30	1x1, 30	5x5, 50	5x5, 50	5x5, 50	95.1%	223.4
kws2	5x5, 40	3x3, 50	1x1, 30	5x5, 40	3x3, 50	5x5, 50	94.3%	167.7
kws3	5x5, 50	1x1, 30	5x5, 40	3x3, 20	5x5, 30	3x3, 50	94.1%	87.6
kws4	5x5, 50	3x3, 40	5x5, 20	1x1, 20	5x5, 30	3x3, 50	93.8%	87.2
kws5	5x5, 20	1x1, 40	5x5, 30	3x3, 20	5x5, 30	3x3, 30	93.8%	76.5
kws6	5x5, 20	3x3, 40	3x3, 40	3x3, 20	3x3, 40	3x3, 40	93.6%	65.2
kws7	3x3, 50	1x1, 30	3x3, 20	5x5, 20	3x3, 50	3x3, 40	93.6%	56.8
kws8	5x5, 50	1x1, 50	3x3, 20	3x3, 40	3x3, 30	3x3, 20	93.7%	46.3
kws9	5x5, 50	1x1, 20	1x1, 50	3x3, 20	5x5, 20	3x3, 40	93.4%	37.7
kws10	3x3, 40	1x1, 20	1x1, 20	3x3, 20	5x5, 20	3x3, 30	93.4%	26.3
kws11	5x5, 30	1x1, 20	1x1, 20	1x1, 20	3x3, 20	5x5, 20	91.9%	20.2
kws12	5x5, 50	1x1, 40	1x1, 50	1x1, 20	3x3, 20	3x3, 20	92.7%	17.2

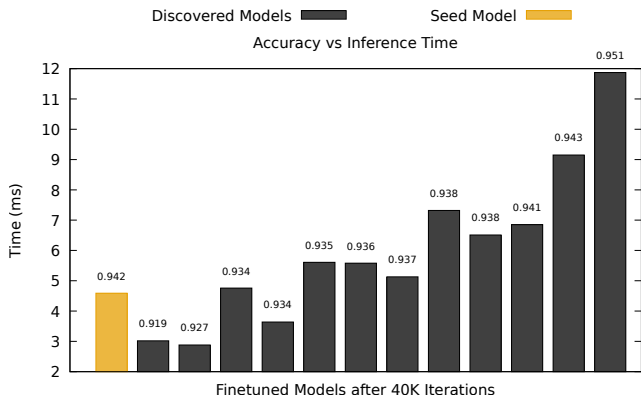


Fig. 6: GTX 1080Ti Experiment
Single-Inference time (lower is better)

On the GTX 1080Ti, the spread of inference times is greatly reduced versus the Exynos 5422, due to the high degree of arithmetic throughput available on the GPU. The best speedup observed here is $1.59\times$ versus the *seed* model. Bar labels show TOP-1 accuracy.

the final set of Pareto optimal models uses this arrangement (model 6). Looking at the most accurate model found (model 1), we see that a smaller filter size of 1×1 is found for the third unit, while larger 5×5 filters are selected for the last three units. While the choice of 100 filters per unit is clearly excessive, it appears that the choice of a 3×3 filter size is sometimes too large, and sometimes too small.

Additionally, the choice of a 4×10 filter in the first layer, which evenly divides the dimensions of the input spectrogram seems to be totally unnecessary in our experiments – not a single Pareto-optimal arrangement of the network uses this filter shape. This expert designed sub-structure could be useful with certain MFCC generation settings but it is not always true. The NAS approach helps us avoid sub-optimal architectures.

The smallest model found, model 12, uses a 5×5 filter for the first convolutional unit, 1×1 filters for the next three convolutional units, and 3×3 filters for the last two units. Despite the enormous reduction in operation count versus the seed model, this arrangement is only 1.5% points less accurate

with the same training budget.

V. CONCLUSION AND FUTURE WORK

It is clear that the design of deep neural networks has become a task for which pen and paper are no longer suited. We have presented a computer-aided approach for the design of deep networks, which extends typical neural architecture search, with a new objective modelling inference performance. From an initial seed architecture designed by hand, we are able to automatically discover variants which are as much as $33.75\times$ more efficient, or as much as 0.88% points more accurate, as well as the set of Pareto-optimal models spanning these two extremes. As our evaluation shows, the benefits translate into practical performance gains, both on resource constrained embedded devices ($1.85\times$ speedup) right up to high-performance GPU systems ($1.59\times$ speedup).

Future Work

We have not evaluated the use of pruning or quantization in conjunction with our approach. Pruning and quantization apply to a fixed network architecture, and so are orthogonal approaches to reducing model size and operation count.

As we have demonstrated, using a more appropriate neural architecture can result in gains of up to $33.75\times$ reduction in operation count. However, the resulting model can potentially still benefit from quantization and pruning, and the benefit is cumulative, since the pruning and quantization would be applied to the models which are discovered by search. The evaluation of pruning and quantization in conjunction with model search is a promising avenue for future work.

Acknowledgments

This work was partly supported by Science Foundation Ireland with grants 12/IA/1381, 13/RC/2094 (the Irish Software Research Centre www.lero.ie) and 13/RC/2106 (the Adapt Research Centre www.adaptcentre.ie). The project has received funding from the European Union’s Horizon 2020 research and innovation programme under grant agreement No 732204 (Bonseyes). This work is supported by the Swiss State Secretariat for Education, Research and Innovation (SERI) under contract number 16.0159.

The opinions expressed and arguments employed herein do not necessarily reflect the official views of these funding bodies.

REFERENCES

- [1] Andrew Anderson and David Gregg. Optimal DNN primitive selection with partitioned boolean quadratic programming. In Jens Knoop, Markus Schordan, Teresa Johnson, and Michael F. P. O’Boyle, editors, *Proceedings of the 2018 International Symposium on Code Generation and Optimization, CGO 2018, Vösendorf / Vienna, Austria, February 24-28, 2018*, pages 340–351. ACM, 2018.
- [2] James Bergstra, Rémi Bardenet, Yoshua Bengio, and Balázs Kégl. Algorithms for hyper-parameter optimization. In John Shawe-Taylor, Richard S. Zemel, Peter L. Bartlett, Fernando C. N. Pereira, and Kilian Q. Weinberger, editors, *Advances in Neural Information Processing Systems 24: 25th Annual Conference on Neural Information Processing Systems 2011. Proceedings of a meeting held 12-14 December 2011, Granada, Spain.*, pages 2546–2554, 2011.
- [3] Michaela Blott, Thomas B. Preußer, Nicholas J. Fraser, Giulio Gambardella, Kenneth O’Brien, Yaman Umuroglu, Miriam Leeser, and Kees A. Vissers. Finn-R: An end-to-end deep-learning framework for fast exploration of quantized neural networks. *TRETS*, 11(3):16:1–16:23, 2018.
- [4] Andrew Brock, Theodore Lim, James M. Ritchie, and Nick Weston. SMASH: one-shot model architecture search through hypernetworks. *CoRR*, abs/1708.05344, 2017.
- [5] Han Cai, Ligeng Zhu, and Song Han. Proxylessnas: Direct neural architecture search on target task and hardware. *CoRR*, abs/1812.00332, 2018.
- [6] (Microsoft NNI contributors). An open source AutoML toolkit for neural architecture search and hyper-parameter tuning. (<https://github.com/Microsoft/nni>), 2019. [Online; accessed 18 March 2019].
- [7] S. Davis and P. Mermelstein. Experiments in syllable-based recognition of continuous speech. *IEEE Trans. Acoust., Speech, Signal Processing*, 28:357 – 366, Aug. 1980.
- [8] Miguel de Prado, Maurizio Denna, Luca Benini, and Nuria Pazos. QUENN: quantization engine for low-power neural networks. In David R. Kaeli and Miquel Pericàs, editors, *Proceedings of the 15th ACM International Conference on Computing Frontiers, CF 2018, Ischia, Italy, May 08-10, 2018*, pages 36–44. ACM, 2018.
- [9] Thomas Elsken, Jan Hendrik Metzen, and Frank Hutter. Neural Architecture Search: A Survey. *arXiv e-prints*, page arXiv:1808.05377, Aug 2018.
- [10] David Ha, Andrew M. Dai, and Quoc V. Le. Hypernetworks. *CoRR*, abs/1609.09106, 2016.
- [11] Song Han, Xingyu Liu, Huizi Mao, Jing Pu, Ardavan Pedram, Mark A. Horowitz, and William J. Dally. EIE: efficient inference engine on compressed deep neural network. In *43rd ACM/IEEE Annual International Symposium on Computer Architecture, ISCA 2016, Seoul, South Korea, June 18-22, 2016*, pages 243–254. IEEE Computer Society, 2016.
- [12] Yanzhang He, Tara N. Sainath, Rohit Prabhavalkar, Ian McGraw, Raziq Alvarez, Ding Zhao, David Rybach, Anjuli Kannan, Yonghui Wu, Ruoming Pang, Qiao Liang, Deepti Bhatia, Yuan Shangguan, Bo Li, Golan Pundak, Khe Chai Sim, Tom Bagby, Shuo-Yiin Chang, Kanishka Rao, and Alexander Gruenstein. Streaming end-to-end speech recognition for mobile devices. *CoRR*, abs/1811.06621, 2018.
- [13] G. Hinton, L. Deng, D. Yu, G. E. Dahl, A. Mohamed, N. Jaitly, A. Senior, V. Vanhoucke, P. Nguyen, T. N. Sainath, and B. Kingsbury. Deep neural networks for acoustic modeling in speech recognition: The shared views of four research groups. *IEEE Signal Process. Mag.*, 29(6):82–97, 2012.
- [14] Forrest N. Iandola, Matthew W. Moskewicz, Khalid Ashraf, Song Han, William J. Dally, and Kurt Keutzer. Squeezenet: Alexnet-level accuracy with 50x fewer parameters and <1mb model size. *CoRR*, abs/1602.07360, 2016.
- [15] Yangqing Jia, Evan Shelhamer, Jeff Donahue, Sergey Karayev, Jonathan Long, Ross Girshick, Sergio Guadarrama, and Trevor Darrell. Caffe: Convolutional architecture for fast feature embedding. *arXiv preprint arXiv:1408.5093*, 2014.
- [16] Diederick P Kingma and Jimmy Ba. Adam: A method for stochastic optimization. In *International Conference on Learning Representations (ICLR)*, 2015.
- [17] Alex Krizhevsky. One weird trick for parallelizing convolutional neural networks. *CoRR*, abs/1404.5997, 2014.
- [18] Karen Simonyan and Andrew Zisserman. Very deep convolutional networks for large-scale image recognition. *CoRR*, abs/1409.1556, 2014.
- [19] Christian Szegedy, Wei Liu, Yangqing Jia, Pierre Sermanet, Scott E. Reed, Dragomir Anguelov, Dumitru Erhan, Vincent Vanhoucke, and Andrew Rabinovich. Going deeper with convolutions. In *IEEE Conference on Computer Vision and Pattern Recognition, CVPR 2015, Boston, MA, USA, June 7-12, 2015*, pages 1–9. IEEE Computer Society, 2015.
- [20] Aravind Vasudevan, Andrew Anderson, and David Gregg. Parallel multi channel convolution using general matrix multiplication. In *28th IEEE International Conference on Application-specific Systems, Architectures and Processors, ASAP 2017, Seattle, WA, USA, July 10-12, 2017*, pages 19–24. IEEE Computer Society, 2017.
- [21] Pete Warden. Speech commands: A dataset for limited-vocabulary speech recognition. *CoRR*, abs/1804.03209, 2018.
- [22] Matthias Wess, Sai Manoj Pudukotai Dinakarrao, and Axel Jantsch. Weighted quantization-regularization in dnns for weight memory minimization toward HW implementation. *IEEE Trans. on CAD of Integrated Circuits and Systems*, 37(11):2929–2939, 2018.
- [23] Zifeng Wu, Chunhua Shen, and Anton van den Hengel. Wider or deeper: Revisiting the resnet model for visual recognition. *CoRR*, abs/1611.10080, 2016.
- [24] Yifan Yang, Qijing Huang, Bichen Wu, Tianjun Zhang, Liang Ma, Giulio Gambardella, Michaela Blott, Luciano Lavagno, Kees A. Vissers, John Wawrzyniec, and Kurt Keutzer. Synetgy: Algorithm-hardware co-design for convnet accelerators on embedded fpgas. In Kia Bazargan and Stephen Neuendorffer, editors, *Proceedings of the 2019 ACM/SIGDA International Symposium on Field-Programmable Gate Arrays, FPGA 2019, Seaside, CA, USA, February 24-26, 2019*, pages 23–32. ACM, 2019.
- [25] Jiecao Yu, Andrew Lukefahr, David J. Palframan, Ganesh S. Dasika, Reetuparna Das, and Scott A. Mahlke. Scalpel: Customizing DNN pruning to the underlying hardware parallelism. In *Proceedings of the 44th Annual International Symposium on Computer Architecture, ISCA 2017, Toronto, ON, Canada, June 24-28, 2017*, pages 548–560. ACM, 2017.
- [26] Yundong Zhang, Naveen Suda, Liangzhen Lai, and Vikas Chandra. Hello edge: Keyword spotting on microcontrollers. *CoRR*, abs/1711.07128, 2017.
- [27] Barret Zoph and Quoc V. Le. Neural architecture search with reinforcement learning. *CoRR*, abs/1611.01578, 2016.