

## On the metallicity gradient in the galactic disk

A. V. Loktin<sup>1</sup> and M. E. Popova<sup>1</sup>

Astronomical Observatory, Ural Federal University, Ekaterinburg, Russia; [maria.popova@urfu.ru](mailto:maria.popova@urfu.ru)

Received 20xx month day; accepted 20xx month day

**Abstract** The problem of the chemical composition gradient in the galactic disk is studied based on a sample of metallicity estimates of open star clusters, using Gaia DR2-improved distance estimates. A clearly non-monotonic variation was observed in the average metallicity of clusters with increasing galactocentric distance. One can clearly see the metallicity jump of 0.22 in  $[Fe/H]$  at a Galactocentric distance of about 9.5 kpc, which appears to be linked to the outer boundary of the thinnest and youngest component of the galactic disk. The absence of a significant metallicity gradient in the internal ( $R < 9$  kpc) and external ( $R > 10$  kpc) regions of the disk demonstrates the absence of noticeable metal enrichment at times of the order of the ages corresponding to those of the disk regions under consideration. Observational data show that the disk experiences noticeable metal enrichment only during the starburst epochs. No significant dependence was found between the average metallicity and the age of the clusters.

**Key words:** Galaxy: general — Galaxy: disk — (Galaxy:) open clusters and associations: general

### 1 INTRODUCTION

High-precision photometric and astrometric data from the Gaia DR2 catalog (Gaia Collaboration et al. 2018) have heavily influenced research in a number of galactic astronomy fields. One such study examines the spatial gradient of the chemical composition in the Galactic disk. Another rather interesting subject is the time gradient of the chemical composition as it relates to the rate of heavy element enrichment of the disk. These gradients have been studied previously (Magrini et al. 2017; Marsakov et al. 2016; Huyen et al. 2015; Kubryk et al. 2015; Mikolaitis et al. 2014; Marsakov et al. 2014; Gozha & Marsakov 2013). References to earlier studies on the metallic gradient of the galactic disk can be found in Gozha et al. (2012a). The Lépine et al. (2011) gives a detailed analysis of influence of the spiral structure of the galactic disk on its chemical structure. The Gaia DR2 data has made it possible to more precisely define the distances to many stellar objects, giving impetus to our research on this matter. We decided to study the gradients of the chemical

Sun, and therefore at greater range of galactocentric distances. Their ages cover the entire range of galactic disk ages, which distinguishes these objects as compared to, for example, classical Cepheids, whose ages are, to a certain extent, unreliable, as the age range of these massive, obviously young stars is quite small.

## 2 SAMPLE OF OCL DATA

The "Homogeneous Catalog of Open Cluster Parameters" (Loktin & Popova 2017) provided the data on the open clusters. Cluster metallicities are from the catalogs of Gozha et al. (2012b), Kharchenko et al. (2013), Dias et al. (2002). For those clusters with a known metallicity not found in the "Homogeneous Catalog of Open Cluster Parameters", the ages of the OCLs were taken from the catalog of Kharchenko et al. (2013). Figure 1 (left) shows a comparison of OCL ages taken from the "Homogeneous Catalog of Open Cluster Parameters" and of those from the catalog of Kharchenko et al. (2013). The points are positioned close to the  $45^\circ$  line, an unsurprising observation due to the similarities of the age determination methods and theoretical isochrones sets used, and therefore supports the inclusion of the ages from the catalog of Kharchenko et al. in our sample. Not all clusters with metallicity estimations have distance estimates in the "Homogeneous Catalog of Open Cluster Parameters". To ensure greater uniformity in the initial data, the distances to the OCLs in our sample were calculated using parallaxes from the catalog of Cantat-Gaudin et al. (2018), which is based on Gaia DR2 data. Figure 1 (right) shows a comparison of the OCL distances from the Sun, determined using trigonometric parallaxes, to the distance estimates obtained primarily through diagram fitting and taken from the "Homogeneous Catalog of Open Cluster Parameters". The figure shows that the distance estimates from both are close for most clusters located within 1.5 kpc from the Sun, while the same cannot be said for more distant clusters. At the same time, however, errors in the estimates from both the trigonometric parallaxes and photometry increases at farther distances, as distant clusters require deep photometry. Errors in determining color excesses and interstellar absorption also increase as distance from the Sun increases. The final sample includes clusters with a deviation from the Galactic plane that did not exceed  $\pm 1.5$  kpc. In total, the sample included 322 OCLs and contains clusters with decimal logarithms of age ( $\log T$ ) ranging from 6.6 to 9.8, which covers the entire age interval for galactic disk objects. The galactocentric distances of the sample cover the interval 5 – 17 kpc, and the metallicities  $[Fe/H]$  of these OCLs fall within the range of  $-1.54 - +0.46$ .

## 3 METALLICITY GRADIENTS

Figure 2 (left) shows the metallicity estimate dependence on the galactocentric distances,  $R$ , for the OCLs of our sample. Galactocentric distances are calculated using the galactocentric distance of the Sun 8.3 kpc (Gerasimenko 2004). To present the available data, we tested the following regression models:

(1) the simplest model, with no gradient. That is, the metallicity is equal to the average metallicity of the sample clusters  $\langle [Fe/H] \rangle = -0.147(\pm 0.270)$ . In Figure 2 (left), a horizontal dashed line shows this model, which is clearly inadequate for extreme galactocentric distance values.

(2) linear dependence of metallicity on galactocentric distances, with the coefficient values determined by the least squares method:

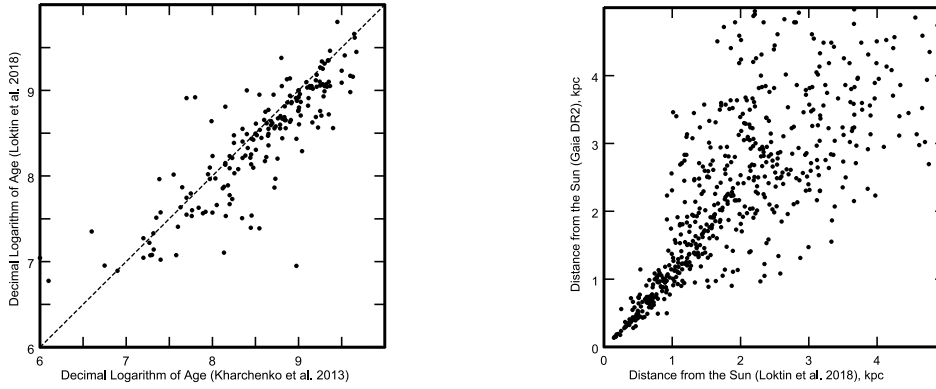


Fig. 1: Comparison of OCl ages from the "Homogeneous Catalog of Open Cluster Parameters" and the catalog of Kharchenko et al. (2013) (left). Comparison of heliocentric distances of OCIs from the "Homogeneous Catalog of Open Cluster Parameters" and Gaia DR2 data (right).

In Figure 2 (left), the corresponding regression line is shown as solid line. The coefficient at  $R$  is the linear gradient of metallicity in the Galactic disk. The standard deviation of residuals from regression model is equal to 0.25. The average error in the catalog values for  $[Fe/H]$  is 0.1, however, we use heterogeneous material, making it difficult to examine the reasons for the large dispersion of OCl metallicities. Testing the statistical significance of the inclusion of a linear  $R$  term in the model gives a dispersion ratio of 1.14 for models (1) and (2), which, according to the Fisher distribution, indicates that the linear term is significant for our sample size and a 95% significance level.

(3) quadratic model for galactocentric distance:

$$[Fe/H] = 0.300(\pm 0.242) - 0.053(\pm 0.048) \cdot R + 0.001(\pm 0.002) \cdot R^2.$$

The ratio of the coefficient of the squared galactocentric distance and its error hints at the statistical insignificance of this regression model term. Indeed, the dispersion ratio is 1.003 for models (2) and (3), and, according to the Fisher distribution value, the quadratic term is not significant at any reasonable significance level value.

(4) linear model, adjusted for the dependence on time (OCl age):

$$[Fe/H] = -0.258(\pm 0.167) - 0.049(\pm 0.007) \cdot R + 0.069(\pm 0.021) \cdot \log T.$$

The dispersion ratio is equal to 1.03 for models (2) and (4), indicating that the time term in the model is statistically insignificant.

(5) purely time dependence of the metallicity:

$$[Fe/H] = -0.264(\pm 0.174) + 0.014(\pm 0.021) \cdot \log T.$$

Figure 2 (middle) shows this dependence. The standard deviation of residuals from regression model is equal to 0.27. The dispersion ratio is 1.001 of models (1) and (5), and the dependence is statistically insignificant.

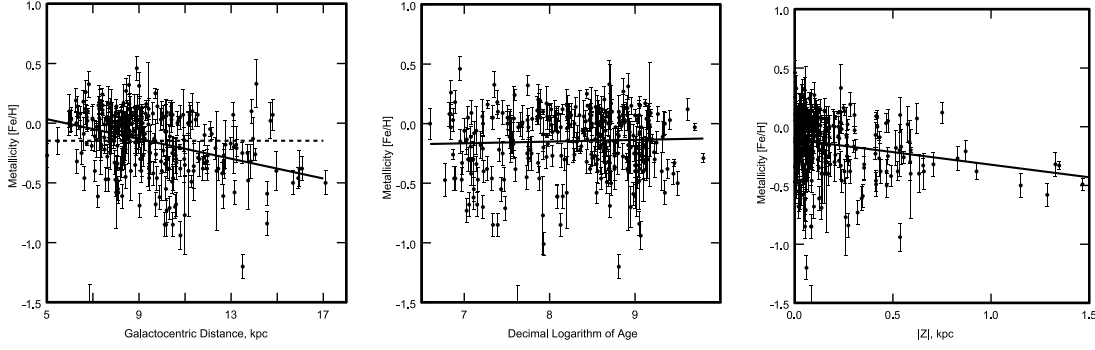


Fig. 2: Dependencies of OCl metallicity on the galactocentric distances (left), decimal logarithm of age (middle) and the distance from the Galactic plane (right). Solid lines show regression models (2), (5) and (6), respectively. Vertical bars show the errors of metallicities in the catalogs used.

$$[Fe/H] = -0.109(\pm 0.019) - 0.214(\pm 0.065) \cdot |Z|.$$

This model was considered due to the fact that some of the oldest OCIs may belong to the thick disk of the Galaxy and have, on average, less metallicity than clusters in the thin disk. Figure 2 (right) shows the dependence of metallicity on the OCl distance from the Galactic plane. The standard deviation of residuals from regression model is equal to 0.26. The dispersion ratio is 1.04 for models (1) and (6), that is, the regression of  $|Z|$  is statistically insignificant.

#### 4 NONLINEARITY OF DEPENDENCE OF METALLICITY ON GALACTOCENTRIC DISTANCE

We established that the quadratic term in the regression model of the dependence of metallicity on the galactocentric distance is not statistically significant. In previous studies, instances of nonlinearity in this dependence appear regularly (see the references above). Figure 3 shows the smoothed dependence between the metallicity of all the sample clusters and the galactocentric distance, with points representing individual clusters. Smoothing was performed in two steps: (1) smoothing with a 9-point digital low-pass filter; (2) and sliding interval averaging for groups of 20 points. The stepwise nature of the resulting dependence is clearly visible: a distinct jump in the average OCl metallicity is observed in the region of  $R = 9 - 10$  kpc. Figure 3 in [Twarog et al. \(1997\)](#) also clearly demonstrates this jump, as does figure 2a in [Gozha et al. \(2012c\)](#). Interestingly, this jump is practically unobservable in the corresponding dependence for classical Cepheids. The reasons for this jump are difficult explain, but it must be taken into account when building models of the chemical evolution of the Galaxy.

We decided to examine the internal and external regions of the Galaxy, with respect to the jump, separately. Of all the clusters in the sample, we selected two groups of clusters according to their distances from the center of the Galaxy,  $R < 9$  kpc and  $R > 10$  kpc. For both groups, regression lines were obtained for the linear dependencies between metallicities and galactocentric distances, the results of which are presented in the third column of Table 1 (first and third lines). The last column of Table 1 shows the corresponding

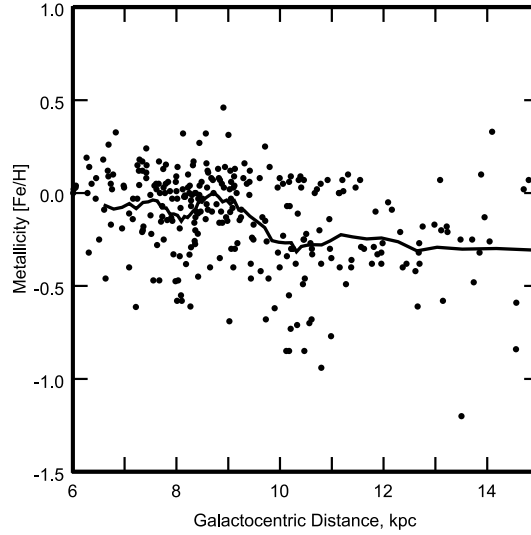


Fig. 3: The smoothed dependence of OCl metallicities on the galactocentric distances.

Table 1: Regression Lines for the Dependence of OCl Metallicity on the Galactocentric Distance and Distance from the Galactic Plane.

|              | Sample size | $[Fe/H]$   | Dispersion Ratio |
|--------------|-------------|--|------------------|
| $R < 9$ kpc  | 153         | $-0.067(\pm 0.177) + 0.0002(\pm 0.023) \cdot R$  | 1.018            |
|              |             | $-0.068(\pm 0.026) - 0.003(\pm 0.215) \cdot  Z $ | 1.007            |
| $R > 10$ kpc | 99          | $-0.144(\pm 0.201) - 0.012(\pm 0.017) \cdot R$   | 1.006            |
|              |             | $-0.255(\pm 0.040) - 0.087(\pm 0.087) \cdot  Z $ | 1.001            |

metallicity dispersion to the deviation dispersion from the approximating straight line is 1.018 and 1.006 for clusters in the inner region of the Galaxy ( $R < 9$  kpc) and in the outer ( $R > 10$  kpc) region, respectively.

Thus, as previously noted by [Twarog et al. \(1997\)](#), the dependence of metallicity on the galactocentric distance is represented as two horizontal line segments spaced along  $[Fe/H]$  at intervals of 0.22, with average metallicities of  $-0.065(\pm 0.019)$  for  $R < 9$  kpc and  $-0.284(\pm 0.028)$  for  $R > 10$  kpc.

We decided to reexamine the dependence of metallicity on the distance of OCl's from the Galactic plane separately for the internal and external regions, with respect to the metallicity jump. Table 1 (second and fourth lines) and in Figure 4 show the results of attempts to approximate by straight lines. The last column of Table 1 indicates the insignificance of the slopes of these dependencies, therefore, we did not get any statistically significant metallicity dependencies for  $|Z|$ . If the absence of this dependence is expected for  $R > 10$  kpc since there are practically no metal-rich thin disk clusters in this region, then its absence for  $R < 9$  kpc is most likely indicates insufficient data, as thick disk clusters growing in proportion with  $|Z|$  could lead to the occurrence of such a dependence.

## 5 GENERATIONS

Above, we examined the average metallicity dependency on cluster age and found that both the inclusion of an age-dependent term in the general model (see model (5) above) and a separate analysis of the age

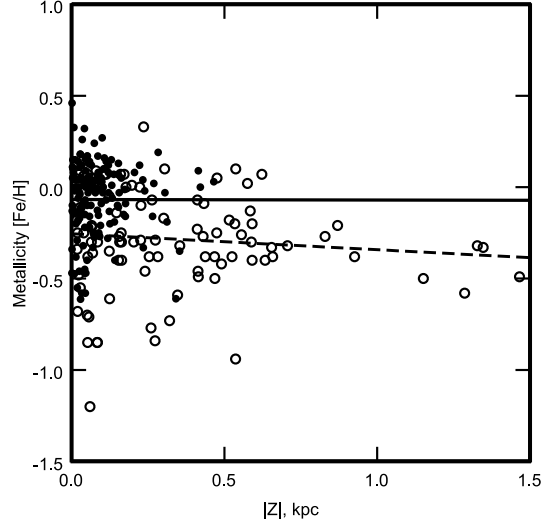


Fig. 4: Dependence of OCl metallicities on distance from the Galactic plane, with regression lines for distances of  $R < 9$  kpc (black circles, solid line) and  $R > 10$  kpc (open circles, dashed regression line).

Table 2: Dependence of the Average OCl Metallicity on the Average Decimal Logarithm of Age.

| Spiral Arm | Generation | $\langle \log T \rangle$ | $\langle [Fe/H] \rangle$ | Sample size |
|------------|------------|--------------------------|--------------------------|-------------|
| Car-Sag    | 1          | $7.35 \pm 0.16$          | $-0.116 \pm 0.273$       | 10          |
| Car-Sag    | 2          | $8.08 \pm 0.15$          | $-0.037 \pm 0.193$       | 17          |
| Car-Sag    | 3          | $9.01 \pm 0.12$          | $-0.070 \pm 0.187$       | 9           |
| Ori        | 1          | $7.01 \pm 0.10$          | $-0.161 \pm 0.306$       | 9           |
| Ori        | 2          | $7.65 \pm 0.14$          | $-0.040 \pm 0.168$       | 19          |
| Ori        | 3          | $8.67 \pm 0.17$          | $-0.063 \pm 0.217$       | 37          |
| Per        | 1          | $8.58 \pm 0.08$          | $-0.198 \pm 0.197$       | 8           |
| Per        | 2          | $9.14 \pm 0.09$          | $-0.202 \pm 0.172$       | 11          |

In [Popova & Loktin \(2008\)](#), we identified the individual generations of OClS that belong to regions of different spiral arms. It can be assumed that the metallicities of different OClS within the volume of one space and one generation should be close. In this case, we can average the OCl metallicities of one generation and one space volume, which should lead to more reliable estimates in regard to random errors. Our sample clusters were divided into groups according to their spiral arms and generations: the Carina-Sagittarius arm (Car-Sag) with  $R$  about 7.03 kpc, three generations; the Orion arm (Ori) with  $R$  about 8.80 kpc, three generations; the Perseus arm (Per) with  $R$  about 10.49 kpc, two generations. Arm positions were taken from [Popova & Loktin \(2005\)](#). For each generation of each arm, the average  $\log T$  and average metallicity  $[Fe/H]$  were determined along with the corresponding standard errors. The results are shown in [Table 2](#).

The values from [Table 2](#) are shown in [Figure 5](#). Each point represents a separate generation for each of the spiral arms. This figure does not show any noticeable age trend in the average OCl metallicity, which leads us to acknowledge the fact that the present data do not allow us to discuss not only the rate of heavy-

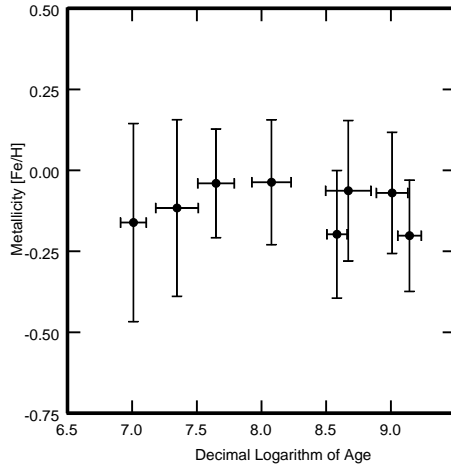


Fig. 5: Dependence of the average OCl metallicity on the average logarithm of age. Each point represents a separate generation of an individual spiral arm.

## 6 SUMMARY AND CONCLUSIONS

The chemical composition gradient of the galactic disk was examined based on a sample of OCl with available metallicity estimates and improved distance estimates provided by Gaia DR2. As reported by [Twarog et al. \(1997\)](#), we did not see a monotonic variation in the average OCl metallicity as the galactocentric distance increased. This dependence clearly shows a jump in the metallicity  $[Fe/H]$  of 0.22 at a Galactocentric distance of about 9.5 kpc, which appears to be linked to the outer boundary of the thinnest component of the galactic disk. This supports the idea of [Gozha et al. \(2012c\)](#) that OCIs in the solar vicinity are two subsystems that differ in kinematics and chemical composition. The absence of a significant metallicity gradient in the inner ( $R < 9$  kpc) and external ( $R > 10$  kpc) regions of the disk shows the absence of a noticeable metal enrichment during the ordering of the ages that correspond to those of the disk regions under consideration. Observational data show that a noticeable metal enrichment of the disk occurs only during the starburst epochs, when the galactic disk components, such as a thick and thin disk, and maybe other not so clearly visible components form. Unsuccessful attempts to obtain a dependence of average metallicity on age also point toward this conclusion. Errors, both systematic and random, in the estimates of distances naturally lead to changes in the gradient of the chemical composition of the Galaxy. Obviously, random errors in distance estimates on average cause an overstatement of distances, which means an underestimation of the chemical composition gradients. An attempt to introduce statistical corrections of the influence of random errors for distances ([Loktin & Popova 2019](#)) did not lead to noticeable changes in the results, so we did not use these corrections in this paper.

Unfortunately, the data on OCl metallicities are still rather unreliable. One would expect that a large number of uniform metallicity estimates would become available after implementation the RAVE project ([Kordopatis et al. 2013](#)). Unfortunately, most of OCIs are concentrated near a plane of the Galaxy for which the RAVE DR5 catalog has no information. Data from the LAMOST survey ([Deng et al. 2012](#); [Zhao et al.](#)

**Acknowledgements** This work was supported in part by the Ministry of Education and Science (the basic part of the State assignment, RK no. AAAA-A17-117030310283-7) and by the Act no. 211 of the Government of the Russian Federation, agreement no.02.A03.21.0006.

## References

- Cantat-Gaudin, T., Jordi, C., Vallenari, A., et al. 2018, *VizieR Online Data Catalog*, 361 [2](#)
- Deng, L.-C., Newberg, H. J., Liu, C., et al. 2012, *Research in Astronomy and Astrophysics*, 12, 735 [7](#)
- Dias, W. S., Alessi, B. S., Moitinho, A., & Lépine, J. R. D. 2002, *A&A*, 389, 871 [2](#)
- Gaia Collaboration, Brown, A. G. A., Vallenari, A., et al. 2018, *A&A*, 616, A1 [1](#)
- Gerasimenko, T. P. 2004, *Astronomy Reports*, 48, 103 [2](#)
- Gozha, M. L., Borkova, T. V., & Marsakov, V. A. 2012a, *Astronomy Letters*, 38, 506 [1](#)
- Gozha, M. L., Borkova, T. V., & Marsakov, V. A. 2012b, *VizieR Online Data Catalog*, J/PAZh/38/571 [2](#)
- Gozha, M. L., Koval', V. V., & Marsakov, V. A. 2012c, *Astronomy Letters*, 38, 519 [4, 7](#)
- Gozha, M. L., & Marsakov, V. A. 2013, *Astronomy Letters*, 39, 171 [1](#)
- Huyan, Z.-B., Zhu, Z., & Liu, J.-C. 2015, *Research in Astronomy and Astrophysics*, 15, 393 [1](#)
- Kharchenko, N. V., Piskunov, A. E., Roeser, S., Schilbach, E., & Scholz, R. D. 2013, *VizieR Online Data Catalog*, J/A+A/558/A53 [2, 3](#)
- Kordopatis, G., Gilmore, G., Steinmetz, M., et al. 2013, *AJ*, 146, 134 [7](#)
- Kubryk, M., Prantzos, N., & Athanassoula, E. 2015, *A&A*, 580, A127 [1](#)
- Lépine, J. R. D., Cruz, P., Scarano, S., J., et al. 2011, *MNRAS*, 417, 698 [1](#)
- Loktin, A. V., & Popova, M. E. 2017, *Astrophysical Bulletin*, 72, 257 [2](#)
- Loktin, A. V., & Popova, M. E. 2019, *Astrophysical Bulletin*, 74, 270 [7](#)
- Magrini, L., Randich, S., Kordopatis, G., et al. 2017, *A&A*, 603, A2 [1](#)
- Marsakov, V. A., Gozha, M. L., Koval', V. V., & Shpigel', L. V. 2016, *Astronomy Reports*, 60, 61 [1](#)
- Marsakov, V. A., Koval, V. V., Kovtyukh, V. V., & Mishenina, T. V. 2014, *Astronomical and Astrophysical Transactions*, 28, 367 [1](#)
- Mikolaitis, Š., Hill, V., Recio-Blanco, A., et al. 2014, *A&A*, 572, A33 [1](#)
- Popova, M. E., & Loktin, A. V. 2005, *Astronomy Letters*, 31, 171 [6](#)
- Popova, M. E., & Loktin, A. V. 2008, *Astronomy Letters*, 34, 551 [6](#)
- Twarog, B. A., Ashman, K. M., & Anthony-Twarog, B. J. 1997, *AJ*, 114, 2556 [4, 5, 7](#)
- Zhao, G., Zhao, Y.-H., Chu, Y.-Q., Jing, Y.-P., & Deng, L.-C. 2012, *Research in Astronomy and Astrophysics*, 12, 723 [7](#)