

On the Evaluation of Intelligence Process Automation

Deborah Ferreira¹, Julia Rozanova¹, Krishna Dubba², Dell Zhang^{2*}, Andre Freitas¹

¹Department of Computer Science, University of Manchester, Kilburn Building, Oxford Road, M13 9PL, UK

²Blue Prism AI Labs, c/o WeWork, 125 Kingsway, London WC2B 6NH, UK

{deborah.ferreira, julia.rozanova, andre.freitas}@manchester.ac.uk, {krishna.dubba, dell.zhang}@blueprism.com

Abstract

Intelligent Process Automation (IPA) is emerging as a sub-field of AI to support the automation of long-tail processes which requires the coordination of tasks across different systems. So far, the field of IPA has been largely driven by systems and use cases, lacking a more formal definition of the task and its assessment. This paper aims to address this gap by providing a formalisation of IPA and by proposing specific metrics to support the empirical evaluation of IPA systems. This work also compares and contrasts IPA against related tasks such as end-user programming and program synthesis.

Introduction

Robotic Process Automation (RPA) aims to provide a supporting framework to automate the long-tail of processes which involve routine tasks, structured data and deterministic outcomes (Aguirre and Rodriguez 2017). RPA supports end-users in the automation of existing processes without the requirement of a programming language.

Even though there has been an increase in investments in the area of RPA, it still relies on the explicit encoding of rules and configurations for process generation, with limited use of AI methods. Agostinelli et al. (Agostinelli, Marello, and Mecella 2019) provides an analysis of several RPA tools, none of the studied tools has self-learning ability and, are not able to automatically understand which actions belong to which process (*intra-routine learning*) and which processes are available for automation (*inter-routine learning*).

The goal of Intelligent Process Automation (IPA) is to generalise RPA, proving the tools to create complex workflows, with minimal user interference (Reddy, Harichandana, and T Alekhya 2019). IEEE Standards Association defines Intelligent Process Automation as “a preconfigured software instance that combines business rules, experience based context determination logic, and decision criteria to initiate and execute multiple interrelated human and automated processes in a dynamic context.” (807 2017).

Consider, for example, a user that works in the IT department of a company and is responsible for redirecting tickets from the request system to the correct department. RPA

would allow the user to automate this process by manually generating a set of rules capable of redirecting each ticket to the appropriate department; however, if the process is complex, with several variables, the implementation might be costly and slow. IPA systems, on the other hand, would observe the user’s actions and detect the patterns between different requests and the redirected departments. With sufficient examples and the clarification of the user intents, it would automate the process, minimising human intervention.

So far, the field of IPA has been largely driven by systems and use cases, lacking a more formal definition of the task and its systematic evaluation. This paper aims to address this gap by focusing on the following contributions:

1. Providing a formalisation of IPA.
2. Proposing specific metrics to support the empirical evaluation of IPA methods and systems.
3. Introducing a new benchmark for the evaluation of IPA.
4. Comparing and contrasting IPA against related tasks such as end-user programming and program synthesis.

This paper is organised as follows: Section 2 presents the formalisation of IPA and related concepts. Section 3 introduces the modalities and tasks that are part of IPA. Section 4 analyses research areas that are similar to IPA. Section 5 then uses the formalism defined previously to define metrics for the different IPA tasks. Section 6 presents the methodology used for constructing a benchmark for evaluating IPA tasks. Finally, Section 7 concludes this work.

Formalising IPA

At the center of IPA is the capture and formalisation of a workflow (the interaction between end-user actions, software and data artefacts within an end-user interface environment) in a formal language which can be used to re-enact the workflow.

IPA formal languages have particular properties which aims at eliciting the end-user actions embedded within a workflow. The formalisation of these properties is a prerequisite for the definition of an evaluation methodology. It is through this language that we may understand and

*Dell Zhang is on leave from Birkbeck, University of London.

evaluate a given *interactor*, such as the Sikuli GUI automation tool¹. Operating directly with the interactor allows us to evaluate the interaction of the end processes with the same interfaces a human would encounter, rather than the extremely varied computations that underlie the systems with which it interacts. To this end, we propose an abstract *interaction language* with which to describe the kind of interface-centred activity to be mimicked by IPA. We first define it purely syntactically, and then describe its intended instantiation in terms of GUIs and GUI interactions.

Definition 1. An **interface** is a finite set I of symbols $\{i_1, \dots, i_n\}$ which will be referred to as *interface elements*.

Definition 2. An **environment** e is defined by a 4-tuple $(\mathcal{I}, \mathcal{F}, \Omega, S)$ where $\mathcal{I} = I_1, \dots, I_n$ is a finite set of *interfaces*, Ω is a countably infinite set of variables (arg_1, arg_2, \dots) or *value symbols* and F is a set of finitary function symbols $f(s, arg_1, \dots, arg_m)$ where each arg may be any interface element $i \in I_j$ or a value $v \in \Omega$. S will be referred to as the *state space*.

The following example serves to introduce the intended concrete realisations of the described language, after which we turn to the definitions relevant to its interpretation.

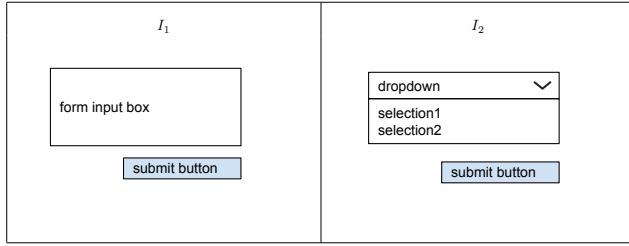


Figure 1: A simplified environment e with two interfaces, I_1 and I_2 .

Example 1. An end-user may work on a single desktop configuration with multiple windows, each of which can be identified as a separate interface. We may assume the interface elements are represented by unique IDs.

In Figure 1, let $I_1 = \{i_1^{(1)}, i_2^{(1)}\}$, where these identify the form input box and the submit button respectively. The state symbol s will represent the computational state under the hood, while the function set F is determined by the valid actions relevant to the interfaces: here, for example, one can imagine these to include a *click* action $f_1(s, i)$ and a *text input* action $f_2(s, i, \text{'example text input'})$.

The set Ω is that of all possible user inputs to the text box. To simplify, suppose that in this case it is $\Omega = \{a', \dots, z', ' '\}^*$ (where $*$ is the Kleene star).

Definition 3. A model or *instantiation* of an environment e is defined with respect to a working computer desktop with finitely many graphical user interfaces, an *interactor* (which may either be automatic, such as a Sikuli program instance, or a human end-user) which has its own language and an

interpretation function $[[\cdot]]$ which will be described comprehensively in the next definition.

Definition 4. Interpretation Function:

Given an environment $e = (\mathcal{I}, F, \Omega, S)$ and a fixed interactor language, we define the following interpretation function:

- $[[S]]$ is abstractly defined to be the computational state space of the machine on which we are hypothetically operating.
- For each interface element symbol $i \in I$, $[[i]]$ maps i to a unique meaningful segment of the interface such as a button, a list item, a form, a paragraph of text or a scrollbar.
- $[[I]]$ is the set $\{[[i]] \mid i \in I\}$, so that $[[I]]$ refers to a complete interface or window.
- $[[\Omega]]$ is the set of all values which are possible interactor inputs: in the case of a computerized interactor, this would be a set of all possible data artifacts such as strings, booleans, integers or images that would be recognised by the interactor's own program language as program arguments.
- $[[F]]$ is the set of all valid action functions in the interactor language, so that each functional symbol $f \in F$ is mapped to a *valid* action function of matching arity, with arguments interpreted pointwise according to the interpretation function.

For notational simplicity, we will henceforth conflate environmental elements with their interpretations (for example, I for $[[I]]$) and suppress the state space argument to action functions.

Definition 5. An interface element i is **positionally realised** if there exists a coordinate pair $bb(i) = ((x_0, y_0), (x_1, y_1))$ defining the bounding box associated with the instantiation of i in the graphical user interface.

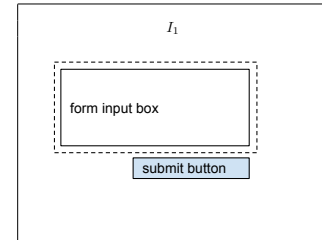


Figure 2: Interface element $i_1^{(1)}$ with a positional realisation visualised as a bounding box.

A soft typing system may be implemented if one introduces an *environmental vocabulary*, by which descriptive types may be assigned to both interface elements and input values.

Definition 6. An **environment vocabulary** $T \subset \{a', \dots, z', ' '\}^*$ is a set of descriptive strings. Define $type : \bigcup \{I_1, \dots, I_n, \Omega\} \rightarrow T$ to be a descriptor function for interface elements and values which may serve as action function arguments.

¹<http://sikulix.com/>

Example 2. In figure 1, one may choose to define an environment vocabulary such that $type(i_1) = \text{'button'}$.

A descriptive vocabulary (or soft typing system) is not strictly necessary, but may serve for greater interpretability and potentially be used to introduce constraints on function arguments. If the system designer wishes, one may similarly introduce an *action vocabulary* to which action functions may be mapped.

The purpose of the formalization in this section has been to formally define a *process* in the context of IPA. The following definitions complete this goal and allows us to define the core tasks of IPA and to suggest evaluation metrics.

Definition 7. A process p (with respect to a interpreted environment e) is an ordered sequence of action functions

$$p = (f_0(arg_0^{(0)}, \dots, arg_{n_0}^{(0)}), \\ f_1(arg_0^{(1)}, \dots, arg_{n_1}^{(1)}), \\ \vdots \\ f_m(arg_0^{(m)}, \dots, arg_{n_m}^{(m)}))$$

with valid action functions and arguments interpreted (and valid) in the specified environment.

Definition 8. In the case that an environment e is instantiated (or *realised*) with respect to a *computational* interactor, its programming language is referred to as an **IPA Realisation Language**.

Definition 9. An **IPA program** is a process p in an environment e which is instantiated with respect to an IPA Realisation Language.

Although the definition of a process is purposefully environment agnostic, for the purpose of the tasks described in the next section we specifically assume process to mean a process which is an *IPA program*. In particular, the tasks named *demo2process* and *text2process* require the output to be an IPA process with respect to some IPA realisation language.

IPA Modalities & Tasks

Intelligent Process Automation can be defined as a combination of four different tasks: *demo2text*, *demo2process*, *text2process* and *process2text*, as shown in Figure 3. In this section we will describe each one of the tasks, using a motivational example presented in Figure 4.

With respect to our formalization, these tasks may be understood as the exercise of defining a mapping between the three different environment interpretations which refer to the same desktop configuration interpreting the *interface* set I but with action functions and arguments instantiated with respect to three different interactor “languages”: the recorded activity of a human (which constitutes a *demo*), any IPA Realisation Language (which defines the target *process*) and human natural language (instructional *text*).

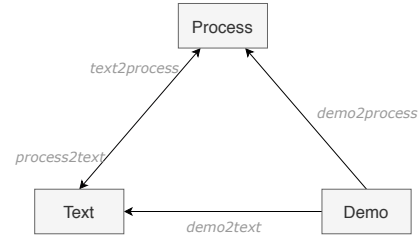


Figure 3: IPA tasks

demo2process (D2P)

At the center of IPA is the task of transforming a demonstration to a program that is capable of re-executing the same process demonstrated by the user. We assume that all tasks are result-oriented, i.e., the user wants to achieve a specific result by executing the task. The results can be specific objectives, such as creating documents with specific values, or a set of actions, such as sending an e-mail to a client inquiring about the payment of a service.

Returning to the example in Figure 4, the resulting process is implemented using the Sikuli GUI Automation Tool. Running the Sikuli program, we obtain the same final spreadsheet as in the demonstration.

demo2text (D2T)

The *demo2text* task requires the conversion from a demonstration of a user executing an activity to a natural language description of the executed activity. In the example, the demonstration is a screen-recording of a user’s desktop, divided into different time segments, where each segment has a corresponding natural language description of the actions. The natural language description should be a set of imperative sentences, where each sentence describes a single action that should be taken in order to replicate the demonstration.

The generation of natural language descriptions allows users to understand better the process that is being demonstrated, especially for users that are not executing the action, allowing new users to quickly learn how to execute the process themselves without external interference.

In Figure 4, we present the conversion from a video demonstrating a user manipulating a spreadsheet with student’s grades to the corresponding natural language description of the task.

Demo2text is similar to the task of automated video captioning. However, video captioning is the task of describing general videos using natural language (Pan et al. 2017), while demo2text focuses on the description of Desktop actions (usually materialised in video form) with imperative sentences.

text2process (T2P) and process2text (P2T)

Instead of having the end-user instance workflow demonstration, it is possible to target a text description of the workflow. The *text2process* task is particularly useful when the user wants to generate the process from the description of

video/sentences from 92 DVDs, with high-quality natural language phrases describing the visual content in a given segment of time.

A process can be seen as a formal representation of a task; therefore, there is an evident alignment between IPA and semantic parsing (SP). Unlike IPA, several benchmarks are available for SP, from which we can obtain insights.

Most of these benchmarks focus on evaluating the conversion from a natural language specification to a program written in a specific programming language. WikiSQL (Zhong, Xiong, and Socher 2017) is a collection of questions, corresponding SQL queries, and SQL tables. NL2Bash (Lin et al. 2018) is a corpus with frequently used Bash commands with its respective natural language description. Other applications include converting from a visual object to code (Ling et al. 2016; Beltramelli 2018) and from source code to Pseudo-code in different languages (Oda et al. 2015).

Process mining is also another closely related research area; it aims to discover, monitor and improve real processes, extracting knowledge from event logs (Van Der Aalst et al. 2011). Unlike IPA, it does not have its main focus on automation, but on finding answers for domain-specific questions, such as analysing patient treatment procedures (Bose and van der Aalst 2011), and discovering the roles of the people involved in the various stages of a specific process (van Dongen 2015).

Evaluation Metrics

D2P & T2P

This section concentrates on a weighted quantification of the correctness and completeness of the generated IPA program output. Correctness and completeness are defined against a gold reference IPA program which was produced by one or more human programmers.

Given a set $\Pi = \{p_1, \dots, p_k\}$ of generated IPA programs where each $p_j = f_0(arg_0, \dots, arg_n) \circ \dots \circ f_m(arg_0, \dots, arg_n)$ and a corresponding gold standard Π^* , we define a set of metrics of varying granularity that can be seen as approximate measures of program correctness.

We start with the following error functions:

- **Strict Error:**

$$E_{strict}(p, p^*) = \begin{cases} 0 & \text{if } p_j = p_j^* \\ 1 & \text{otherwise} \end{cases}$$

$$MAE_{strict}(\Pi) =$$

$$\sum_{p_j \in \Pi} \frac{E_{strict}(p_j, p_j^*)}{|\Pi|}$$

- **Predicate / Argument Sensitive Error:**

$$E_{sensitive}(p, p^*) =$$

$$\sum_{\substack{f \in \{f_0, \dots, f_m\}, \\ arg \in \{arg_0, \dots, arg_n\}}} \frac{E_{arg}(arg, arg^*) + E_{pred}(f, f^*)}{|\Pi|}$$

$$E_{pred}(f, f^*) = \begin{cases} 0 & \text{if } f = f^* \\ 1 & \text{otherwise} \end{cases}$$

$$E_{arg}(arg, arg^*) = \begin{cases} E_{image_arg} & \text{if } arg \text{ is an image} \\ E_{symp_arg} & \text{if } arg \text{ is a symbolic value} \end{cases}$$

For an image argument, the intersection over union (IoU) is used to define E_{image_arg} . Given the bounding box of the corresponding interface element ($bb(i(arg))$) and the gold standard bounding box ($bb^*(i(arg))$):

$$IoU = \frac{\text{area of } (bb(i(arg)) \cap bb^*(i(arg)))}{\text{area of } (bb(i(arg)) \cup bb^*(i(arg)))}$$

where $E_{image_arg}(arg) = 0$ if $IoU > 0.5$ and $E_{image_arg}(arg) = 1$ otherwise.

IoU assumes that $Image_{sys}$ can be registered within the gs reference $Screenshot_{gs}$.

An alternative way to define E_{image_arg} is by directly comparing the two argument images using means squared error (MSE) or structural similarity index (SSIM) (Wang et al. 2004):

$$MSE = \frac{1}{mn} \sum_{i=0}^{m-1} \sum_{j=0}^{n-1} [I(i, j) - K(i, j)]^2$$

$$SSIM(x, y) = \frac{(2\mu_x\mu_y + c_1)(2\sigma_{xy} + c_2)}{(\mu_x^2 + \mu_y^2 + c_1)(\sigma_x^2 + \sigma_y^2 + c_2)}$$

The previous measures do not take into account the order of the program statements. In order to capture the sequential nature of an IPA program we include a sequence-based metric which is based on the longest common subsequence (LCS) function. Given two sequences $X = (x_1, x_2, \dots, x_m)$ and $Y = (y_1, y_2, \dots, y_n)$, and given that the prefixes of X are $X_{1,2,\dots,m}$ and the prefixes of Y are $Y_{1,2,\dots,n}$, LCS is defined as:

$$LCS(X_i, Y_j) = \begin{cases} \emptyset & (\text{if } i = 0 \text{ or } j = 0) \\ LCS(X_{i-1}, Y_{j-1}) \hat{x}_i & (\text{if } i, j > 0 \text{ and } x_i = y_j) \\ \max\{LCS(X_i, Y_{j-1}), LCS(X_{i-1}, Y_j)\} & (\text{if } i, j > 0 \text{ and } x_i \neq y_j). \end{cases}$$

In order to compute the maximal program fragment generated we encode the programs Π^* and Π as a sequence of unique symbols s_i from a hash table derived from the statements of $\Pi^* \cup \Pi$. The maximum program overlap (MPO) is defined as:

$$MPO(\Pi, \Pi^*) = \frac{lcs(S, S^*)}{|S|}$$

P2T & D2T

Evaluating generated text is a requisite for areas related to Natural Language Generation, such as Machine Translation, Automatic Summarisation, Image/Video Captioning, and Document Similarity. BLEU has been widely applied

and accepted as an evaluation metric for the tasks in the mentioned areas (Gatt and Krahmer 2018).

Similarly, we apply BLEU (Papineni et al. 2002) to evaluate text generated from demonstrations and processes. Our goal is to automatically evaluate for a demonstration D_i or a process P_i how well a candidate generated sentence c_i matches the set of demonstration/process descriptions $S_i = \{s_{i1}, \dots, s_{im}\}$. BLEU computes the n-gram overlap between the generated text description and the reference description. BLEU score depends on two different other factors: modified n-gram precision and brevity penalty.

Modified precision score computes the fraction of words matched between candidate descriptions and reference descriptions in the entire test corpus. Differently from precision, it clips the n-grams when it matches with the reference, avoiding high-precision results obtained with only repetitions of correct words. Modified n-gram precision is computed as follows:

$$p_n = \frac{\sum_{C \in \{Candidates\}} \sum_{n\text{-gram} \in C} Count_{clip}(n\text{-gram})}{\sum_{C \in \{Candidates\}} \sum_{n\text{-gram} \in C} Count(n\text{-gram})}$$

The brevity penalty factor penalizes candidates descriptions, c , shorter than the reference descriptions, r , computed as follows:

$$BP = \begin{cases} 1 & \text{if } c > r \\ e^{(1-r/c)} & \text{if } c \leq r \end{cases}$$

Finally, the BLEU score is calculated as

$$BLEU = BP \cdot \exp\left(\sum_{n=1}^N w_n \log p_n\right)$$

where w_n are positive weights summing to one and N is the size of the n-grams.

Real World of Bits Benchmark

To the best of our knowledge, there are no datasets available that can be used as a benchmark for all tasks defined in this work. Therefore, we create a benchmark for evaluation of IPA approaches. Inspired by the MiniWoB (Shi et al. 2017), we name our dataset *Real World of Bits* (**RealWoB**). In this section we describe how we generated our benchmark.

RealWoB contains 100 different entries, where each entry is related to one specific task (e.g., searching for a flight) and it contains:

- A screen recording (video) of a user performing the task;
- A natural language summarisation of the task;
- A natural language step-by-step description of the task;
- A program that is capable of re-executing the task, written in Sikuli GUI Automation Tool and TagUI².

Each video has an average of 56 seconds and is divided into time intervals, where each interval has a corresponding natural language description.

There are two types of natural language description for the task: a more general idea of the task being performed, i.e., a summarisation, and a detailed step-by-step description. The summarised text is used as a guide for the annotator, in order to generate the video, description and program. The detailed description is written using imperative sentences, such as “Click on the button ‘Send’”.

RealWoB also contains a program for every task. The programs were implemented based on the videos and the natural language step-by-step. Every sentence in natural language corresponds to one or more commands in the program/process. Figure 5 presents an example of pair of natural language step-by-step description process implementation in Sikuli.

The 100 tasks are divided into 10 categories:

- Spreadsheet use: 10 tasks
- Spreadsheet and browser use - simple: 10 tasks
- Spreadsheet and browser use - elaborate: 10 tasks
- Webmail suite use: 10 tasks
- Spreadsheet and Webmail suite use: 10 tasks
- Webmail suite and browser use: 10 tasks
- Browser, spreadsheet and Webmail suite use: 10 tasks
- Browser (social media) use: 10 tasks
- Browser (social media) and spreadsheet use: 10 tasks
- Random selection of previous tasks executed in a different operating system: 10 tasks

The selected group of tasks/computer applications are common for office workers, with a high number of potential end users. We identified the tasks as suitable for automation, where none or little human input is required.

The automation of tasks using webmail suites and web browsing is particularly hard due to the dynamic state of the web. For tasks involving receiving/sending e-mails, we consider that all e-mails follow a pre-defined template. For the ones that involve browsing the web, we cache a version of the used webpage and assume it as the current state of the page.

For illustration purposes, Table 1 presents one example of each task.

RealWoB was annotated by four different annotators, A, B, C and D, where C is a specialist in IPA. It was constructed with the following steps:

1. We defined 90 different tasks based on investigating everyday office worker tasks.
2. Annotator A recorded 90 videos, running the tasks on Windows 10.
3. Annotator B wrote a summary of the task being performed, a step by step description (for every video segment) and a program capable of executing the task automatically.

²<https://github.com/kelaberetiv/TagUI>

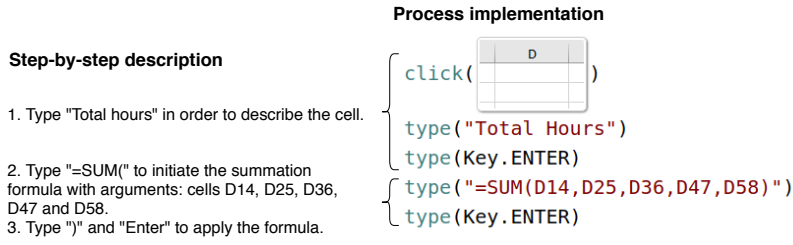


Figure 5: NL description and respective Sikuli process implementation.

Table 1: Examples of tasks in dataset RealWoB.

Category	Task Example (Summary)
Spreadsheet	Open a spreadsheet <file location>containing columns for names of students and marks for five assignments. Create a new column containing the mean of the marks for each student.
Spreadsheet + browser	Open the website: https://veggiedesserts.co.uk/vegan-carrot-cake/ Find the ingredients for the recipe on the page. Open a spreadsheet <file location>containing a column for ingredients and a column for quantity. Copy the recipe details into the spreadsheet.
Spreadsheet + browser	Open a spreadsheet <file location>containing a list of products. Search each item on https://www.ideal.co.uk/ Add the lowest price in the column next to each product name.
Webmail	Open outlook. Write an email to <hidden>requesting to book a flight from Manchester to Tokyo on the 01/08/2019.
Spreadsheet + Webmail	Open a spreadsheet containing names of people, places (origin and destination) and dates (in a spreadsheet), Open outlook. Send an email to <hidden>requesting a flight booking for each row in the spreadsheet (one e-mail for each).
Webmail + browser	Open outlook. Read an email requesting the booking of a flight. Use https://www.skyscanner.net/ to verify the price of the flight.
Browser + spreadsheet + webmail	Open outlook. Read one email requesting the booking of a flight. Use https://www.skyscanner.net/ to verify the price of the flight. Add the name of the person and the cheapest flight to a (pre-created) spreadsheet.
Browser (social media)	Go to https://www.imdb.com/chart/top?ref_=nv_mv_250 . Search for the trailers of the top 5 movies of all time on Youtube using the name of the movie and the word trailer.
Browser (social media) + spreadsheet	Find the current top 10 hashtags on Twitter. Add the hashtags it to a pre-created spreadsheet.
Random task - Different OS	Any of the above tasks executed using the OS Ubuntu.

- Annotator C verified and corrected the videos and the annotations.
- From the 90 different tasks, we chose ten random tasks.
- Annotator B recorded the ten tasks using Ubuntu 16.04.
- Annotator D wrote a summary of the task being performed, a step by step description (for every video segment) and a program capable of executing the task automatically.
- Annotator C verified and corrected the videos and the annotations.

Conclusion

In this work, we present a formalisation for IPA using a bottom-up approach, defining several composing blocks of an IPA program. We also define the modalities and tasks that are part of IPA, demo2text, demo2process, text2process and process2text, and we present how these tasks relate to similar research areas.

With the formalisation, it was also possible to define appropriate metrics for each one of the tasks, evaluating the resulting process or text. We also describe how we built a dataset that can be used as a benchmark for the IPA tasks.

We envision that the research area in IPA will see significant progress in the next few years, following the increased

use of RPA tools. The formalisation present in this work is a starting step towards building complex IPA systems.

While we have provided the formalisation, evaluation techniques and methodology for designing a benchmark, there is an important next step in this research: joining together these contributions and creating a baseline for each one of the IPA tasks.

Acknowledgements

The authors would like to thank Jacques Cali and the Blue Prism team for their support of this project. We also thank the anonymous reviewers for the valuable feedback.

References

- [807 2017] 2017. Ieee guide for terms and concepts in intelligent process automation. *IEEE Std 2755-2017* 1–16.
- [Aalst et al. 2018] Aalst, W. M.; Bichler, M.; Heinzl, A.; et al. 2018. Robotic process automation. *Business & Information Systems Engineering: The International Journal of WIRTSCHAFTSINFORMATIK* 60(4):269–272.
- [Agostinelli, Marrella, and Mecella 2019] Agostinelli, S.; Marrella, A.; and Mecella, M. 2019. Research challenges for intelligent robotic process automation. *Workshop on Artificial Intelligence for Business Process Management (AI4BPM19) held in conjunction with the 17th Int. Conference on Business Process Management (BPM’19)*. Vienna, Austria 1-6 September, 2019.
- [Aguirre and Rodriguez 2017] Aguirre, S., and Rodriguez, A. 2017. Automation of a business process using robotic process automation (rpa): A case study. In Figueroa-García, J. C.; López-Santana, E. R.; Villa-Ramírez, J. L.; and Ferro-Escobar, R., eds., *Applied Computer Sciences in Engineering*, 65–71. Cham: Springer International Publishing.
- [Beltramelli 2018] Beltramelli, T. 2018. pix2code: Generating code from a graphical user interface screenshot. In *Proceedings of the ACM SIGCHI Symposium on Engineering Interactive Computing Systems*, 3. ACM.
- [Bose and van der Aalst 2011] Bose, R. J. C., and van der Aalst, W. M. 2011. Analysis of patient treatment procedures. In *Business Process Management Workshops (1)*, volume 99, 165–166.
- [Cheng et al. 2018] Cheng, J.; Hsu, H.-K.; Fang, C.; Jin, H.; Wang, S.; and Yang, M.-H. 2018. Learning from photoshop operation videos: The psdv dataset. In *Asian Conference on Computer Vision*, 223–239. Springer.
- [Gatt and Krahmer 2018] Gatt, A., and Krahmer, E. 2018. Survey of the state of the art in natural language generation: Core tasks, applications and evaluation. *Journal of Artificial Intelligence Research* 61:65–170.
- [Lin et al. 2018] Lin, X. V.; Wang, C.; Zettlemoyer, L.; and Ernst, M. D. 2018. Nl2bash: A corpus and semantic parser for natural language interface to the linux operating system. *arXiv preprint arXiv:1802.08979*.
- [Ling et al. 2016] Ling, W.; Grefenstette, E.; Hermann, K. M.; Kočiský, T.; Senior, A.; Wang, F.; and Blunsom, P. 2016. Latent predictor networks for code generation. *arXiv preprint arXiv:1603.06744*.
- [Oda et al. 2015] Oda, Y.; Fudaba, H.; Neubig, G.; Hata, H.; Sakti, S.; Toda, T.; and Nakamura, S. 2015. Learning to generate pseudo-code from source code using statistical machine translation (t). In *2015 30th IEEE/ACM International Conference on Automated Software Engineering (ASE)*, 574–584. IEEE.
- [Pan et al. 2017] Pan, Y.; Yao, T.; Li, H.; and Mei, T. 2017. Video captioning with transferred semantic attributes. In *Proceedings of the IEEE conference on computer vision and pattern recognition*, 6504–6512.
- [Papineni et al. 2002] Papineni, K.; Roukos, S.; Ward, T.; and Zhu, W.-J. 2002. Bleu: a method for automatic evaluation of machine translation. In *Proceedings of the 40th annual meeting on association for computational linguistics*, 311–318. Association for Computational Linguistics.
- [Reddy, Harichandana, and T Alekhya 2019] Reddy, K. P. N.; Harichandana, U.; and T Alekhya, R. S. M. 2019. ; A Study of Robotic Process Automation Among Artificial Intelligence; *International Journal of Scientific and Research Publications (IJSRP)* 9(2) (ISSN: 2250-3153).
- [Rohrbach et al. 2015] Rohrbach, A.; Rohrbach, M.; Tandon, N.; and Schiele, B. 2015. A dataset for movie description. In *Proceedings of the IEEE conference on computer vision and pattern recognition*, 3202–3212.
- [Sales, Handschuh, and Freitas 2017] Sales, J.; Handschuh, S.; and Freitas, A. 2017. Semeval-2017 task 11: End-user development using natural language. In *Proceedings of the 11th International Workshop on Semantic Evaluation (SemEval-2017)*, 556–564.
- [Shi et al. 2017] Shi, T. T.; Karpathy, A.; Fan, L. J.; Hernandez, J.; and Liang, P. 2017. World of bits: An open-domain platform for web-based agents. In *Proceedings of the 34th International Conference on Machine Learning-Volume 70*, 3135–3144. JMLR. org.
- [Torabi et al. 2015] Torabi, A.; Pal, C.; Larochelle, H.; and Courville, A. 2015. Using descriptive video services to create a large data source for video annotation research. *arXiv preprint arXiv:1503.01070*.
- [Van Der Aalst et al. 2011] Van Der Aalst, W.; Adriansyah, A.; De Medeiros, A. K. A.; Arcieri, F.; Baier, T.; Blickle, T.; Bose, J. C.; Van Den Brand, P.; Brandtjen, R.; Buijs, J.; et al. 2011. Process mining manifesto. In *International Conference on Business Process Management*, 169–194. Springer.
- [van Dongen 2015] van Dongen, B. F. 2015. Bpi challenge 2015. In *11th International Workshop on Business Process Intelligence (BPI 2015)*.
- [Wang et al. 2004] Wang, Z.; Bovik, A. C.; Sheikh, H. R.; Simoncelli, E. P.; et al. 2004. Image quality assessment: from error visibility to structural similarity. *IEEE transactions on image processing* 13(4):600–612.
- [Zhong, Xiong, and Socher 2017] Zhong, V.; Xiong, C.; and Socher, R. 2017. Seq2sql: Generating structured queries from natural language using reinforcement learning. *arXiv preprint arXiv:1709.00103*.