

Construct Stationary States Ansatz of Open Quantum Systems with Parameterized Quantum Circuits

Huan-Yu Liu,^{1,2} Yu-Chun Wu,^{1,2,*} Guang-Can Guo,^{1,2} and Guo-Ping Guo^{1,2,3}

¹*Key Laboratory of Quantum Information, Chinese Academy of Sciences, School of Physics, University of Science and Technology of China, Hefei, Anhui, 230026, P. R. China*

²*CAS Center For Excellence in Quantum Information and Quantum Physics, University of Science and Technology of China, Hefei, Anhui, 230026, P. R. China*

³*Origin Quantum Computing Hefei, Anhui 230026, P. R. China*

(Dated: May 4, 2022)

Parameterized quantum circuits (PQC) is widely used in various tasks. In this paper, we investigate the applications of PQC in open quantum systems. Assuming the stationary states are expressed by the reduced states of a pure state generated by PQC, we test the dissipative one dimensional transverse field Ising model and dissipative one dimensional XYZ model. The result shows that the fidelities of the ansatz states and stationary states are over 99%. Compared to the Restricted Boltzmann Machine (RBM) type ansatz, our method uses fewer auxiliary qubits and is more convenient to perform a experimental demonstration on the quantum hardware, indicating that it is more friendly to the Noisy Intermediate-Scale Quantum (NISQ) devices.

I. INTRODUCTION

Open quantum system refers to the situation that the system is coupled with its environment, in which case the state of the system is represented by a density matrix:

$$\rho = \sum_i p_i |\phi_i\rangle\langle\phi_i|, \quad (1)$$

where $\{|\phi_i\rangle\}$ are pure states in the ensemble and $\{p_i\}$ are their corresponding occurring probabilities. The existence of the interaction between the system and its environment leads to a non-unitary dissipation on the state, which can be described by the Lindblad master equation [1]. Solving problems related to open quantum systems is of great importance for both theoretical and experimental research [2–5], one key point of which is to solve the stationary state density matrix. In classical computation, this can be obtained by repeated iterations of the master equation. However, the dimension of the Hilbert space grows exponentially with the size of the system, which makes it difficult to solve for even a system with a modest size.

The development of quantum computation can help to deal with this problem. Recently there are some works on the state evaluation and stationary state construction for open quantum system based on the Restricted Boltzmann Machine (RBM) [6–9] architecture. For a quantum pure state $|\Phi\rangle = \sum_v \Phi(v)|v\rangle$, the complex wave function $\Phi(v)$ can be represented with RBM, where visible neurons are encoded as the basis $\{|v\rangle\}$ and a hidden layer applied to balance the correlation [10]. Then, one can use some RBMs to represent the purification of the mixed state [11] or the pure states in the ensemble, therefore a ansatz of the density matrix is obtained with parameters as the bias of every neuron and the connection matrix.

However, in the RBM-type ansatz, the hidden neurons, i.e., the auxiliary qubits are used to adjust the correlations between visible neurons. Therefore, the number of auxiliary qubits needed is always too much, which is not available with the Noisy Intermediate-Scale Quantum (NISQ) devices [12, 13]. And the RBM-representation is not convenient to be directly performed on the quantum hardware, which mainly uses quantum circuit model.

In recent years, a NISQ-friendly hybrid quantum-classical algorithm, the variational quantum algorithm, attracts many interests. Generally for a problem, the quantum computer is used to prepare the ansatz with the parameterized quantum circuits (PQC) and measure the expectation value on some observables corresponding to the problem. The classical computer is used to evaluate the loss function and optimize the parameters. The process is repeated between the two parts until the loss function converges, returning a set of optimal parameters. Successful examples of variational quantum algorithms include variational quantum eigensolver (VQE) [14–17], which is aimed to find the ground state of quantum systems with Hamiltonian H , and variational quantum simulation [18, 19], which uses the imaginary time evaluation to obtain the ground state.

Here, we propose a method to construct the ansatz of stationary state for open quantum systems based on the PQC framework. We use the PQC to first construct the ansatz's purification and the ansatz is obtained by tracing out the auxiliary qubits. Then we optimize our ansatz with respect to the loss function. We use the method to test one dimensional transverse field Ising model and one dimensional XYZ model under dissipative channels. The result of the test shows the accuracy of our method and the representation power of the PQC. Compared to the RBM-type ansatz, our method uses fewer auxiliary qubits and is more convenient to perform a experimental demonstration on the quantum hardware, indicating that it is more suitable for the NISQ device.

* wuyuchun@ustc.edu.cn

The rest of this paper is organized as follows: The background needed for this work, including Lindblad master equation for open quantum systems and the purification of mixed states, will be introduced in section II. In section III, we will introduce our method. Firstly we will give the ansatz, then there is the loss function and the parameter optimization process. In section IV we will give the test of our method on some models to show its reliability. A summary and discussion is given in section V.

II. OPEN QUANTUM SYSTEMS, THE STATIONARY STATE AND THE PURIFICATION OF MIXED STATES

Open quantum system is in the situation that a system interacts with its environment, leading to a non-unitary dissipation beside the unitary evolution of the state under the system's Hamiltonian, which can be described by the Lindblad master equation [1]:

$$\begin{aligned} \frac{d\rho}{dt} &= \mathcal{L}\rho \\ &:= -i[H, \rho] + \sum_i \gamma_i \left(c_i \rho c_i^\dagger - \frac{1}{2} c_i^\dagger c_i \rho - \frac{1}{2} \rho c_i^\dagger c_i \right), \end{aligned} \quad (2)$$

where ρ and H are the system's state and Hamiltonian, respectively. γ_i and c_i are the dissipation rate and the jump operator for the i -th channel and $[H, \rho] = H\rho - \rho H$. The stationary state satisfies:

$$\mathcal{L}\rho_{SS} = 0. \quad (3)$$

Once the state of the system is ρ_{SS} , then it will be invariant because of $d\rho/dt = 0$. We can view the stationary state as:

$$\rho_{SS} = \lim_{t \rightarrow \infty} \rho(t). \quad (4)$$

Therefore we can get the stationary state by repeated iterations of the master equation from a initial state. However, the complexity of Hamiltonian simulation for open quantum systems makes it unpractical. Therefore, approximate method must be applied. Here we will focus on the case that the stationary state is unique. Indeed for typical systems with finite dimension of Hilbert space this is true [20–22].

Note that we can consider the system and its environment as a closed system and the system's state is just the reduced density matrix of the entire space. For a density matrix ρ_S in the form of Eq. (1) in the Hilbert space \mathcal{H}_S , we can always construct its purification $|\Psi_{SE}\rangle$ in a extended space $\mathcal{H}_S \otimes \mathcal{H}_E$ (S and E represent the system and environment, respectively):

$$|\Psi_{SE}\rangle = \sum_i \sqrt{p_i} |\phi_i\rangle_S \otimes |\tau_i\rangle_E, \quad (5)$$

with $\{|\tau_i\rangle_E\}$ being the basis of Hilbert space \mathcal{H}_E . Obviously we can get ρ_S by tracing out the environment in \mathcal{H}_E :

$$\rho_S = \text{Tr}_E(|\Psi_{SE}\rangle\langle\Psi_{SE}|). \quad (6)$$

Note that the construction of purification is just to attach a state $|\tau_i\rangle_E$ with the original $|\phi_i\rangle_S$, therefore the number of auxiliary qubits to construct the purification relies on the number of pure states in the ensemble, i.e., the number of non-zero eigenvalues of the density matrix, n_0 :

$$m \geq \log_2 n_0. \quad (7)$$

According to this we can see that the maximum number of the auxiliary qubits needed is: $\log_2 2^n = n$ [23]. This is different from the RBM-type ansatz, where the auxiliary qubits is used to balance the correlation between visual layers. In the work [6], the auxiliary qubits they use is 8 times as the visual layer when testing the one dimensional XYZ model.

III. METHOD

In variational algorithms, the choice of ansatz is rather significant. When working with PQC, the ansatz is generally obtained with: $|\psi(\theta)\rangle = U(\theta)|0\rangle$, where $\{\theta\}$ is a set of parameters in the unitary transformation. Naturally the available quantum state in the ansatz should be various enough when varying the parameters. For instance, the single qubit's arbitrary rotation has a "z-x-z" decomposition. For multi-qubit unitary operations, a general description is believed to have exponential circuit depth with the number of qubits, which makes the direct construction of ansatz impossible with NISQ device [24–26]. Therefore, approximate methods can be applied. We can use the single-qubit rotation's decomposition and then entangle them with two-qubit entangling gates. To extend its representation power, we can repeat these operations. That is the so-called Multilayer parameterized quantum circuits (MPQC)[14, 27, 28]. Here, the unitary operator $U(\theta)$ we choose is:

$$U(\theta) = \prod_{i=1}^M \prod_{j=1}^N U_{ent}(\theta_i) R_z(\theta_{ij1}) R_x(\theta_{ij2}) R_z(\theta_{ij3}), \quad (8)$$

where M is the number of layers and we choose the entangle part as sequences of control-RY operations. The plot of MPQC we use here is shown in Fig. 1.

For the n -qubit system's state described by ρ_S , we can use m auxiliary qubits ($m \leq n$) to construct its purification $|\Psi_{SE}\rangle$ in a extended Hilbert space which satisfies:

$$\rho_S = \text{Tr}_E(|\Psi_{SE}\rangle\langle\Psi_{SE}|). \quad (9)$$

Thus, we can first construct a N -qubit pure state ($N = n + m$):

$$|\Psi(\theta)\rangle = U(\theta)|0\rangle^{\otimes N}, \quad (10)$$

and then trace out the m auxiliary qubits to obtain the ansatz $\rho(\theta)$.

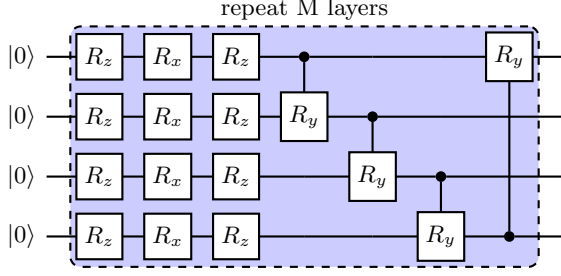


FIG. 1. The plot of MPQC used in this work with an example of $n + m = 4$. The above circuit is just one layer with single qubit rotation gates and two qubit entangling gates. These operations will be repeated M times (For a specific gate in different layers, the parameters are different.) to construct the $U(\theta)$. Our ansatz is to trace out the bottom $m=2$ qubits.

After defining the ansatz of target density matrix, here we introduce the loss function $\mathcal{C}(\theta)$. The stationary state we are looking for satisfies Eq.(3), which indicates that in the Linblad form for a density matrix $\rho = \sum_{ij} \rho_{ij} |i\rangle\langle j|$, we have:

$$\frac{d}{dt}\rho = \mathcal{L}\rho = \sum_{ij} \frac{d}{dt}\rho_{ij} |i\rangle\langle j|. \quad (11)$$

This shows that if $\mathcal{L}\rho = 0$, we have $\frac{d}{dt}\rho_{ij} = 0$ for all induces i and j , such that the state evaluated by the Lindblad master equation will be invariable. Therefore we define the loss function based on the 2-norm of $\mathcal{L}\rho$:

$$\mathcal{C}(\theta) = \|\mathcal{L}\rho(\theta)\|_2^2 = \sum_{ij} |(\mathcal{L}\rho(\theta))_{ij}|^2. \quad (12)$$

It is obvious that $\mathcal{C}(\theta) \geq 0$ for all θ and $\mathcal{C}(\theta) = 0 \Leftrightarrow \rho = \rho_{SS}$.

Next in the optimization process we use the gradient-free method, Nelder-Mead (NM) algorithm [29], to optimize the parameters. Compared to the gradient-based method, the gradient-free optimization algorithm can avoid the local minimum with a higher probability. The NM method starts with a series of randomly initial points, then a new point is obtained, with some methods, to replace the worst point. These steps stop until the change tolerance is satisfied or the maximum iteration steps is achieved. The method written in Scipy [30] has a default value of the maximum iteration steps: $200 \times d$, where d is the number of parameters. We find that instead of changing this default number, repeat this algorithm for several times has a better result. Therefore, in our test, we will repeat the algorithms for several times to achieve sufficient optimization.

IV. RESULT

In this section we will give the result of the test on the one dimensional transverse field Ising model and the one dimensional XYZ model under dissipative quantum channels. We will firstly use the computational package for closed and open quantum systems, QuTiP [31], to calculate the stationary state as a benchmark.

A. one dimensional transverse field Ising model

Firstly we consider the transverse field Ising model in one dimension. The Hamiltonian is:

$$H = \frac{V}{4} \sum_{i=0}^{L-1} \sigma_i^z \sigma_{i+1}^z + \frac{g}{2} \sum_{i=0}^{L-1} \sigma_i^x, \quad (13)$$

where L is the length of spin chain with $L + 1$ spin particles, labeled as $0, 1, \dots, L$, $\sigma^a = \frac{1}{2} S^a$ with $a = \{x, y, z\}$ is the Pauli operators, V and g models the nearest-neighbor interaction strength in z -axis and the amplitude of transverse field along the x -axis. The periodic boundary condition is applied, which indicates that $\sigma_L = \sigma_0$. We assume that there is only one quantum channel on every qubit. The jump operator and dissipation rate are defined as follows:

$$c_i = \sigma_i^- = \frac{1}{2} (\sigma_i^x - i\sigma_i^y), \quad \gamma_i = \gamma. \quad (14)$$

We performed our test of this model with the model parameters as $L = 4$, $V = 0.3$, $g = 1$ and $\gamma = 0.5$, respectively. We use 4 auxiliary qubits according to former analysis. The number of layers in MPQC is 4. The image pictures of the density matrix obtained with our method and the one that is obtained with QuTiP is shown in Fig.2. We compute the fidelity between the two density matrix of stationary states in the optimization process. The fidelity of two density operators σ and ρ is given by:

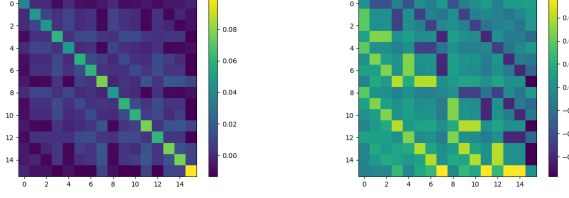
$$F(\sigma, \rho) = \left(\text{Tr} \sqrt{\sqrt{\sigma} \rho \sqrt{\sigma}} \right)^2. \quad (15)$$

The change of fidelity between the density matrix is shown in Fig. 3(a) and we can reach the fidelity over 99.9%. Here we use the Nelder-Mead optimization method. The optimal loss function is 1.8×10^{-3} . The plot of loss function is shown in Fig. 3(b). There are 128 parameters in our test and we repeat it for 3 times, and the total iteration steps is about 8×10^4 .

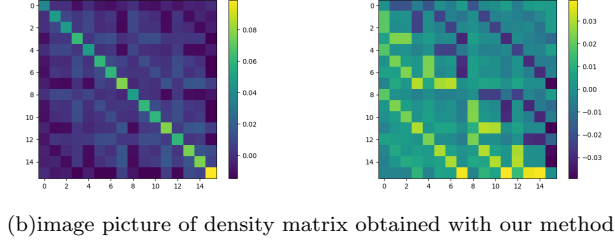
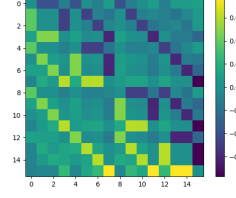
B. one dimensional XYZ model

Now we test the one dimensional XYZ model with length L , the Hamiltonian is:

$$H = \sum_{i=0}^{L-1} J_x \sigma_i^x \sigma_{i+1}^x + J_y \sigma_i^y \sigma_{i+1}^y + J_z \sigma_i^z \sigma_{i+1}^z. \quad (16)$$

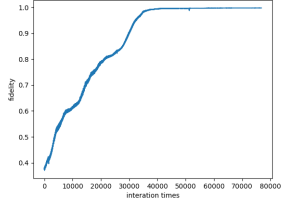


(a)image picture of density matrix obtained with QuTiP

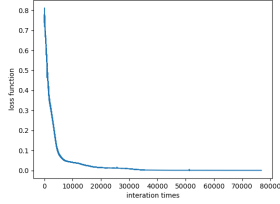


(b)image picture of density matrix obtained with our method

FIG. 2. The image pictures of the stationary state density matrix of the dissipative one dimensional transverse field Ising model with the Hamiltonian in Eq.(13) and the dissipation terms in Eq.(14). (a) and (b) are the matrices obtained with our method and QuTiP, respectively. The left part represents the real part of the density matrix and the right part represents the imaginary part. Their fidelity is over 99.9%.



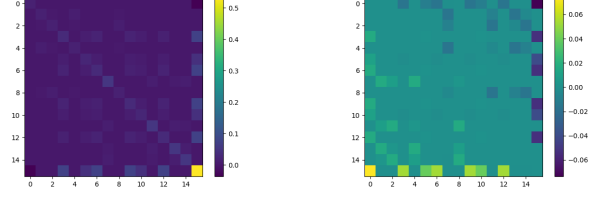
(a)fidelity



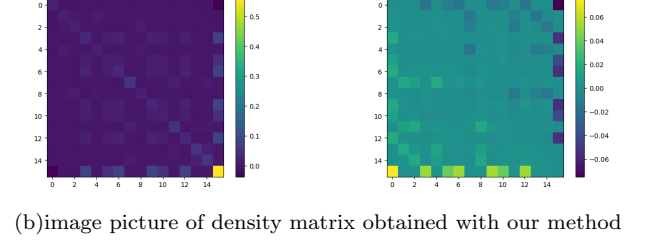
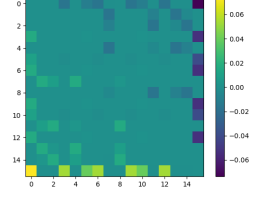
(b)loss function

FIG. 3. Data in the optimization process. (a): the change of fidelity between the ansatz and the density matrix obtained with QuTiP; (b): The change of loss function in the optimization process. The optimal loss function is about 1.8×10^{-3} . In this process we use the Nelder-Mead optimization method. We repeat it for 3 times, and the total iteration steps is about 8×10^4 .

Again, the PBC and the dissipation terms in Eq. (14) is applied. In our test, we set $L = 4$, and the coefficients in the model are set as $J_x = 0.9$, $J_y = 0.4$ and $J_z = 1.0$. The dissipation rate is $\gamma = 1.0$. We use 4 auxiliary qubits and the number of layers in MPQC to construct the ansatz is 8. In the optimization process we use the Nelder method, the function iterates about 6×10^6 times and the fidelity between the optimal result and the state that is obtained with QuTiP is over 99%. In Fig. 4, we plot the image pictures of the two density matrices.



(a)image picture of density matrix obtained with QuTiP



(b)image picture of density matrix obtained with our method

FIG. 4. The image pictures of the stationary state density matrix of the dissipative one dimensional XYZ model with the Hamiltonian in Eq.(16) and the dissipation terms in Eq.(14). (a) and (b) are the matrices obtained with our method and QuTiP, respectively. The left part represents the real part of the density matrix and the right part represents the imaginary part. Their fidelity is over 99%.

V. CONCLUSION

In this paper we have introduced a method to construct the stationary state ansatz of open quantum systems. The ansatz is obtained by tracing out the auxiliary qubits in its purification, which is generated by MPQC. The method is tested on the dissipative one dimensional transverse field Ising model and dissipative one dimensional XYZ model, which shows the strong representation power of the ansatz. Compared to the RBM-type ansatz, fewer auxiliary qubits is needed in the ansatz and it is convenient to perform a experimental demonstration on the quantum hardware.

A possible future research will be to check whether the ansatz satisfies Eq. (3) with quantum hardware, which contains non-unitary evaluations of a density matrix, making it difficult to directly performing on a quantum circuit. Note that there are some works with transforming the n -qubit density matrix into a $2n$ -qubit vector [6, 32], $\hat{\rho} \rightarrow |\rho\rangle$, then the loss function will be $\langle \rho | \mathcal{L} | \rho \rangle$, which is somewhat like the VQE algorithm. However, the normalized condition between the density matrix and the state vector is different and it is hard to check the positive semidefiniteness of the transformed matrix.

Compared to conventional VQE-like algorithms, which just apply parameterized quantum gates to construct state vector ansatz, our method uses some auxiliary qubits to simulate the mixed state, which extends the representation power of MPQC. More problems might be solved with this kind of method under the variational

quantum algorithms, which are our future works.

ACKNOWLEDGMENTS

This work was supported by the National Key Research and Development Program of China (Grant No.

2016YFA0301700) and the Anhui Initiative in Quantum Information Technologies (Grant No. AHY080000).

-
- [1] Goran Lindblad. On the generators of quantum dynamical semigroups. *Communications in Mathematical Physics*, 48(2):119–130, 1976.
 - [2] Julio T Barreiro, Markus Müller, Philipp Schindler, Daniel Nigg, Thomas Monz, Michael Chwalla, Markus Hennrich, Christian F Roos, Peter Zoller, and Rainer Blatt. An open-system quantum simulator with trapped ions. *Nature*, 470(7335):486, 2011.
 - [3] Ryan Sweke, Ilya Sinayskiy, and Francesco Petruccione. Simulation of single-qubit open quantum systems. *Phys. Rev. A*, 90:022331, Aug 2014.
 - [4] Mattias Fitzpatrick, Neereja M. Sundaresan, Andy C. Y. Li, Jens Koch, and Andrew A. Houck. Observation of a dissipative phase transition in a one-dimensional circuit qed lattice. *Phys. Rev. X*, 7:011016, Feb 2017.
 - [5] Jamir Marino and Sebastian Diehl. Quantum dynamical field theory for nonequilibrium phase transitions in driven open systems. *Phys. Rev. B*, 94:085150, Aug 2016.
 - [6] Nobuyuki Yoshioka and Ryusuke Hamazaki. Constructing neural stationary states for open quantum many-body systems. *Phys. Rev. B*, 99:214306, Jun 2019.
 - [7] Alexandra Nagy and Vincenzo Savona. Variational quantum monte carlo method with a neural-network ansatz for open quantum systems. *Phys. Rev. Lett.*, 122:250501, Jun 2019.
 - [8] Michael J. Hartmann and Giuseppe Carleo. Neural-network approach to dissipative quantum many-body dynamics. *Phys. Rev. Lett.*, 122:250502, Jun 2019.
 - [9] Filippo Vicentini, Alberto Biella, Nicolas Regnault, and Cristiano Ciuti. Variational neural-network ansatz for steady states in open quantum systems. *Phys. Rev. Lett.*, 122:250503, Jun 2019.
 - [10] Giuseppe Carleo, Yusuke Nomura, and Masatoshi Imada. Constructing exact representations of quantum many-body systems with deep neural networks. *Nature communications*, 9(1):5322, 2018.
 - [11] Giacomo Torlai and Roger G. Melko. Latent space purification via neural density operators. *Phys. Rev. Lett.*, 120:240503, Jun 2018.
 - [12] John Preskill. Quantum computing in the nisy era and beyond. *Quantum*, 2:79, 2018.
 - [13] Jay Gambetta. Benchmarking nisy-era quantum processors. In *APS Meeting Abstracts*, 2019.
 - [14] Abhinav Kandala, Antonio Mezzacapo, Kristan Temme, Maika Takita, Markus Brink, Jerry M Chow, and Jay M Gambetta. Hardware-efficient variational quantum eigensolver for small molecules and quantum magnets. *Nature*, 549(7671):242, 2017.
 - [15] Alberto Peruzzo, Jarrod McClean, Peter Shadbolt, Man-Hong Yung, Xiao-Qi Zhou, Peter J Love, Alán Aspuru-Guzik, and Jeremy L O'Brien. A variational eigenvalue solver on a photonic quantum processor. *Nature communications*, 5:4213, 2014.
 - [16] P. J. J. O'Malley, R. Babbush, I. D. Kivlichan, J. Romero, J. R. McClean, R. Barends, J. Kelly, P. Roushan, A. Tranter, N. Ding, B. Campbell, Y. Chen, Z. Chen, B. Chiaro, A. Dunsworth, A. G. Fowler, E. Jeffrey, E. Lucero, A. Megrant, J. Y. Mutus, M. Neeley, C. Neill, C. Quintana, D. Sank, A. Vainsencher, J. Wenner, T. C. White, P. V. Coveney, P. J. Love, H. Neven, A. Aspuru-Guzik, and J. M. Martinis. Scalable quantum simulation of molecular energies. *Phys. Rev. X*, 6:031007, Jul 2016.
 - [17] E. F. Dumitrescu, A. J. McCaskey, G. Hagen, G. R. Jansen, T. D. Morris, T. Papenbrock, R. C. Pooser, D. J. Dean, and P. Lougovski. Cloud quantum computing of an atomic nucleus. *Phys. Rev. Lett.*, 120:210501, May 2018.
 - [18] Xiao Yuan, Suguru Endo, Qi Zhao, Ying Li, and Simon C Benjamin. Theory of variational quantum simulation. *Quantum*, 3:191, 2019.
 - [19] Sam McArdle, Tyson Jones, Suguru Endo, Ying Li, Simon Benjamin, and Xiao Yuan. Variational quantum simulation of imaginary time evolution. *arXiv preprint arXiv:1804.03023*, 2018.
 - [20] Davide Nigro. On the uniqueness of the steady-state solution of the lindblad–gorini–kossakowski–sudarshan equation. *Journal of Statistical Mechanics: Theory and Experiment*, 2019(4):043202, 2019.
 - [21] S. G. Schirmer and Xiaoting Wang. Stabilizing open quantum systems by markovian reservoir engineering. *Phys. Rev. A*, 81:062306, Jun 2010.
 - [22] J-T Hsiang and BL Hu. Nonequilibrium steady state in open quantum systems: influence action, stochastic equation and power balance. *Annals of Physics*, 362:139–169, 2015.
 - [23] Michael A Nielsen and Isaac Chuang. Quantum computation and quantum information, 2002.
 - [24] Juha J. Vartiainen, Mikko Möttönen, and Martti M. Salomaa. Efficient decomposition of quantum gates. *Phys. Rev. Lett.*, 92:177902, Apr 2004.
 - [25] Alexander Slepoy. *Quantum gate decomposition algorithms*. United States. Department of Energy, 2006.
 - [26] George Cybenko. Reducing quantum computations to elementary unitary operations. *Computing in Science & Engineering*, 3(2):27–32, 2001.
 - [27] Sukin Sim, Peter D Johnson, and Alan Aspuru-Guzik. Expressibility and entangling capability of parameterized quantum circuits for hybrid quantum-classical algorithms. *arXiv preprint arXiv:1905.10876*, 2019.
 - [28] Yuxuan Du, Min-Hsiu Hsieh, Tongliang Liu, and Dacheng Tao. The expressive power of parameterized quantum circuits. *arXiv preprint arXiv:1810.11922*, 2018.

- [29] Saša Singer and John Nelder. Nelder-mead algorithm. *Scholarpedia*, 4(7):2928, 2009.
- [30] Eli Bressert. *SciPy and NumPy: an overview for developers*. " O'Reilly Media, Inc.", 2012.
- [31] J Robert Johansson, Paul D Nation, and Franco Nori. Qutip 2: A python framework for the dynamics of open quantum systems. *Computer Physics Communications*, 184(4):1234–1240, 2013.
- [32] Nobuyuki Yoshioka, Yuya O Nakagawa, Kosuke Mitarai, and Keisuke Fujii. Variational quantum algorithm for non-equilibrium steady states. *arXiv preprint arXiv:1908.09836*, 2019.