

Decay properties of unstable Tonks-Girardeau gases from a split trap

Przemysław Kościk

Department of Computer Science, State Higher Vocational School in Tarnów, ul. Mickiewicza 8, PL-33100 Tarnów, Poland*

We study the decay properties of Tonks-Girardeau gases escaping from a double-well potential. Initially, the gases are constrained between two infinite delta barriers with an on-centre delta-split potential. The height of one of the obstacles is suddenly lowered and the particles start to tunnel to the open space. Based on the resonance expansion method, we derive a closed-form approximate expression for the N -particle survival probability and demonstrate its effectiveness in both the exponential and non-exponential regimes. We predict a parity effect and provide physical insight into its nature at different stages of the time evolution. We conclude that only during short periods does the decay of many-particle states comply with an exponential law. The decay properties are dramatically affected by the presence of the split barrier. Our results shed new light on the mechanism of the decay process of unstable Tonks-Girardeau gases from single and double quantum wells.

I. INTRODUCTION

Since the birth of quantum physics, there has been much interest in the properties of particles tunnelling from an open well trap [1–4]. Many research studies have been conducted so far in this context, and various models have been considered in the literature [5–10]. In particular, the so-called *Winter's model* [11], consisting of an infinite wall and a delta-function potential, has attracted significant attention [12–17]. A nice feature of the *Winter's model* is that its energy eigenfunctions can be found in closed-analytical form, enabling us to gain insights into the properties of the decaying particles easily. With this concrete example, Winter showed [11] that the decay process exhibits deviations from the exponential law and its long-time evolution follows a power law. The non-exponential decay has been observed in a variety of experiments [18–20]. New advance in experimental techniques has provided the opportunities to study tunnelling phenomena in a controllable way [20–22], which has accelerated research activity towards a better understanding of the properties of unstable many-body states. For instance, the recent studies include systems of two identical non-interacting particles [23], ultracold atom systems [24–31], two-particle systems with Coulomb interactions [32] and a model system consisting of a core-nucleus and two valence protons [33]. It is worth mentioning that the *complex scaling method* [34] also provides a tool for studying the resonance states of many-particle systems [35–38]. However, few attempts have been made to increase our understanding of the decay properties of systems with more than two particles.

One of the essential results regarding the one-dimensional (1D) systems is the famous Bose-Fermi mapping [39]. In the most straightforward case, the BF mapping relates the wave function of bosons with infinitely strong delta repulsions (Tonks-Girardeau gas) to a free-fermion gas. The BF mapping also holds true for the time-dependent case [40]. As a result, the theoretical

investigations of unstable Tonks-Girardeau (TG) gases can be considerably simplified, which offers unique opportunities to gain physical insight into the tunnelling process at the few-body level. Some researchers have taken action to explore the decay properties of TG gases. [7, 15, 16], where one of the relevant results concerns the long-time decay [16].

This work aims to carry out a comprehensive investigation of the properties of unstable TG gases escaping from an open double-well potential. Our interest in such systems is primarily motivated by the implementation of double-well structures in laboratories and theoretical works in this area [31, 41–47]. A simple candidate by which to simulate a double-well structure is *Winter's model* with an additional delta-split barrier at the centre of the trap.

We examine the typical scenario of the tunnelling process, namely, the N hardcore bosons are initially confined in the hard-wall split trap. At some time, one of the barriers is lowered and the initial state starts to decay in time. Within the framework of the resonance expansion approach [10], we identify the tunnelling mechanisms in different time regions by providing a closed-form approximate expression for the N -particle survival probability. Our results go beyond the long-time decay and, in this sense, they extend the results in [16]. We also address the question of how the decay properties are influenced by the delta-split barrier when changing its height and the number of particles N .

The remainder of this study is as follows. In Section II, we present the model and theoretical tools used to probe its decay properties. Section III is devoted to the features of decaying one- and many-particle states. Some concluding remarks are found in Section IV.

II. MODEL

The one-dimensional (1D) system of N indistinguishable bosons interacting via a contact potential is de-

* p.koscik@pwsztar.edu.pl

scribed by the following Hamiltonian:

$$\hat{\mathcal{H}} = \sum_{j=1}^N \hat{h}(j) + g \sum_{j < k} \delta(x_j - x_k), \quad (1)$$

where \hat{h} is the single-particle Hamiltonian and g is the strength of the interaction [48]. For the present system, the Hamiltonian \hat{h} takes the form:

$$\hat{h} = -\frac{\hbar^2}{2m} \frac{d^2}{dx^2} + \mathcal{V}(x) + \alpha\delta(x) + \eta\delta(x - L), \quad (2)$$

with $\alpha \geq 0$ and $\eta \geq 0$, where $\mathcal{V}(x)$ represents a hard-wall trap that is infinite in the region $x < -L$ and zero elsewhere, and $2L$ is the width of the trapping potential. With the emergence of new technologies, such a 1D box split trap can be experimentally fabricated by laser trapping techniques. In the TG limit as $g \rightarrow \infty$ that we are interested in, the bosonic wave function is related via BF mapping [39] to the corresponding wave function of spineless free fermions as:

$$\Psi(x_1, x_2, \dots, x_N) = \hat{\Upsilon} \Psi_F(x_1, x_2, \dots, x_N), \quad (3)$$

where $\hat{\Upsilon}$ is the mapping function $\hat{\Upsilon} = \Pi_{k < l} \text{sgn}(x_k - x_l)$ that assures the bosonic symmetry (sgn is the sign function). We choose the initial state ($t < 0$) as the ground state of N hardcore bosons in a hard-wall split trap. At time $t = 0$, the height of the barrier at $x = L$ is instantaneously reduced to a finite value of η , and the initial wave function starts evolved in time,

$$\begin{aligned} \Psi(x_1, x_2, \dots, x_N; t) &= \\ &= \Pi_{k < l} \text{sgn}[x_k - x_l] \frac{1}{\sqrt{N!}} \det_{i=1, j=1}^N [\phi_i(x_j, t)], \end{aligned} \quad (4)$$

where \det symbolises the determinant and $\phi_n(x, 0)$ is the n th eigenstate of the single-particle Hamiltonian (2) in the hard-wall limit. The evolution process of each single-particle orbital is governed by the Schrödinger equation:

$$i\hbar \frac{\partial \phi_k(x, t)}{\partial t} = \hat{\mathcal{H}} \phi_k(x, t). \quad (5)$$

In the following, we take $L = \hbar = m = 1$, i.e., the spatial and time coordinates are measured in units of L and mL^2/\hbar , respectively, and energies in units of $\hbar^2/(mL^2)$. The model we consider has a convenient feature where both the continuum wave functions ($\eta < \infty$) and the eigenfunctions of the hard-wall split trap can be found in closed analytical forms (see Appendices VA and VB). The solutions to Eq. (5) may be written in terms of the continuum wave functions as:

$$\phi_k(x, t) = \int_0^\infty C_k(p) \psi_p(x) e^{-\frac{itp^2}{2}} dp, \quad (6)$$

where $C_k(p)$ are the expansion coefficients,

$$C_k(p) = \int_{-1}^1 \phi_k(x, 0) \psi_p(x) dx. \quad (7)$$

The integrals in Eq. (7) can be performed explicitly (Appendix VC). In contrast, those in Eq. (6) need numerical integration.

In this study, we analyse the decay properties in terms of the survival probability:

$$S(t) = |\langle \Psi(0) | \Psi(t) \rangle|^2, \quad (8)$$

which is the probability with which the time-evolved state remains in its initial state. For the TG gases, the N -particle survival probability can be simplified to the form [16]:

$$S^{(N)}(t) = |\det_{k,l=1}^N [\mathcal{A}_{kl}(t)]|^2, \quad (9)$$

where the entities $\mathcal{A}_{kl}(t)$ are given by $\mathcal{A}_{kl}(t) = \langle \phi_k(0) | \phi_l(t) \rangle$, that is:

$$\mathcal{A}_{kl}(t) = \int_0^\infty C_k^*(p) C_l(p) e^{-\frac{itp^2}{2}} dp. \quad (10)$$

It is worthwhile to mention that Eq. (9) is the same as for the non-interacting fermions [16]. Because the integrand in Eq. (10) is a highly oscillatory function, it is more efficient to treat the N -particle TG systems with the resonance expansion approach [10]. This approach is based on the Cauchy's residue theorem that allows us to rewrite Eq. (10) in the form:

$$\mathcal{A}_{kl}(t) = \sum_r M_r^{(k,l)} e^{-itp_r^2/2} + M^{(k,l)}(t), \quad (11)$$

where p_r are the so-called proper poles, i.e., the roots of the denominator in Eq. (10) on the fourth quadrant of the complex p -plane, and $M^{(k,l)}(t)$ is the integral contribution along a path. The exponential terms in Eq. (11) may be rewritten as $e^{-itp_r^2/2} = e^{-\Gamma_r t/2 + it\xi_r}$, where $\Gamma_r = -\text{Im}[p_r^2]$ and $\xi_r = (\text{Im}[p_r]^2 - \text{Re}[p_r]^2)/2$ can be viewed as the decay rates and resonance energies, respectively. The positions of the proper poles depend only on the system parameter values, and the same applies to the decay rates Γ_r and energies ξ_r . The non-exponential component $M^{(k,l)}(t)$ can be expanded into a series of inverse powers of t , $\sim t^{-n-1/2}$ [10, 23]. Since the integrand in Eq. (10) is given in analytical form, this can be achieved explicitly (at least term by term) [23]. In practice, it suffices to take into account in Eq. (11) only a few terms from the poles p_r and inverse power contributions to achieve satisfactory approximations, except for short times [49]. For details regarding the resonance expansion approach, see [10, 16, 23].

From this point onwards, we assume that Γ_r are ordered according to the resonance spectra; $\xi_1 < \xi_2 < \dots < \xi_r < \dots$. For individual states, we denote $M_r^{(k)} = M_r^{(k,k)}$ and $\mathcal{A}_k(t) = \mathcal{A}_{kk}(t)$, and $S_k(t) = |\mathcal{A}_{kk}(t)|^2$.

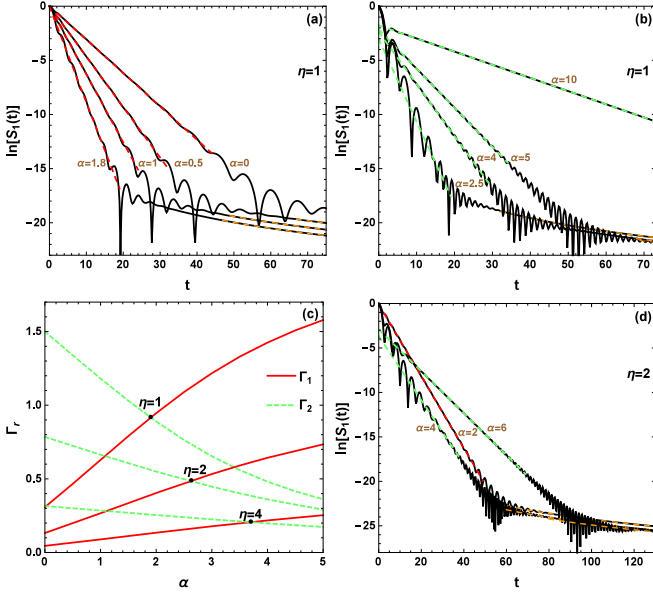


FIG. 1. Results for the lowest energy initial state, Eq. (25). The diagrams (a), (b) and (d) show the results for $S_1(t)$ obtained for different values of α and η . The *exact* results are represented by continuous black lines. The *red* and *green* dashed lines mark the results obtained from the one-pole approximations, $S_1(t) \approx |M_r^{(1)}|^2 e^{-\Gamma_r t}$ for $r = 1$ and for $r = 2$, respectively. The *orange* dashed lines represent the results obtained from Eq. (12). The diagram (c) depicts the dependencies of two lowest decay rates computed from the poles, Γ_1 (red lines) and Γ_2 (green dashed lines), as functions of α for $\eta = 1, 2$ and $\eta = 4$.

III. RESULTS

A. Single-particle case

First, we shed some light on the effect of a split barrier on the decay properties of one particle being initially in the lowest energy state, Eq. (25). Our results are shown in Fig. 1, where the *exact* results for $S_1(t)$ were obtained by employing the numerical estimation of the integrals in Eq. (10). One sees that an exponential decay begins in the early period. As α increases, the slope of $\ln S_1(t)$ initially increases, and when α exceeds some critical value, it starts to exhibit the opposite behaviour. To gain deeper insights into this effect, we resort to the resonance expansion of the survival amplitude in Eq. (11). Figure 1 (c) shows the results obtained for the two lowest decay rates Γ_r as functions of the height of the split potential. We see that the curves intersect at a certain value of α ; α_{cr} , being larger at larger η . This finding suggests that the observed transition may be associated with the crossing point value of α_{cr} . For confirmation purposes, we plotted in Figs. 1 (a) and (b) the results obtained within the single-pole approximation $S_1(t) \approx |M_r^{(1)}|^2 e^{-\Gamma_r t}$ ($r = 1$ for $\alpha < \alpha_{cr}$ and $r = 2$ for $\alpha > \alpha_{cr}$). As may be seen, for values of α satisfying

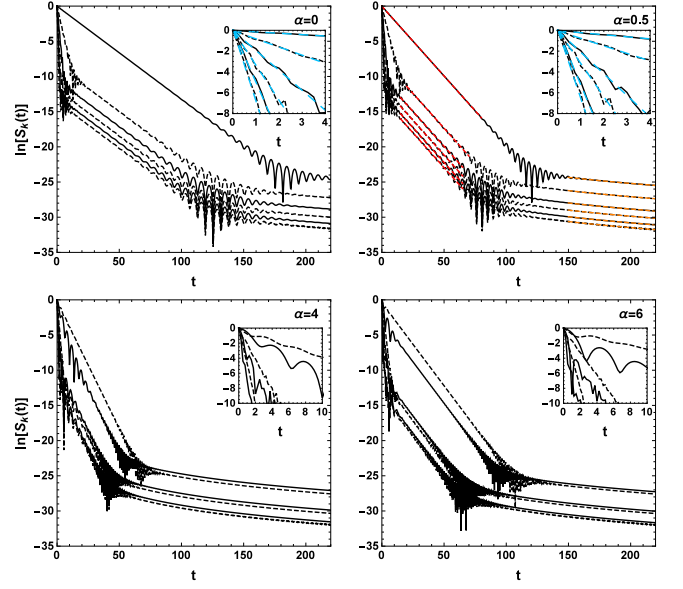


FIG. 2. Survival probabilities of six energetically lowest initial states obtained for some transparent values of α at $\eta = 2$. The continuous and dashed black lines represent the *exact* results for the even and odd parity initial states, respectively. Dashed *blue* lines show the results obtained from $S_k(t) \approx e^{-\Gamma_k t}$ ($\alpha = 0$ and $\alpha = 0.5$). *Red* and *orange* dashed lines mark the results obtained from $S_k(t) \approx |M_1^{(k)}|^2 e^{-\Gamma_1 t}$ and Eqs. (12) and (13), respectively ($\alpha = 0.5$).

$|\alpha - \alpha_{cr}| \gg 0$, the above approximations reasonably reproduce the *exact* results. For $\alpha \approx \alpha_{cr}$, the terms with $r = 1, 2$ in Eq. (11) contribute substantially, which reflects itself in the strong oscillations in the behavior of $S_1(t)$. The appearance of the transition point α_{cr} may qualitatively be attributed to the fact that at large enough values of α , the average energy of the lowest decaying state approaches that of the first excited state. As a consequence, the decay energy spectrum becomes more spread around the second resonance energy ξ_2 , that is, that of the decaying fragment with Γ_2 .

The asymptotic behavior of the survival probability can be derived analytically for both even, Eq. (25), and odd, Eq. (26), parity initial states:

$$S_k^{(+)} \sim \frac{32A_k^4 (\alpha^2 p_k \cos(p_k) - (\alpha^2 + (\alpha + 1)p_k^2) \sin(p_k))^4}{\pi \alpha^4 p_k^8 (4(\alpha + 1)\eta + 2\alpha + 1)^4 t^3}, \quad (12)$$

and

$$S_k^{(-)} \sim \frac{32(\alpha + 1)^4}{\pi^5 k^4 (4(\alpha + 1)\eta + 2\alpha + 1)^4 t^3}, \quad (13)$$

respectively.

For the sake of completeness, we show in Fig. 2 the results obtained for six energetically lowest single-particle states. As can be seen, when the height of the split barrier is small enough, all the states considered decay nearly exponentially in short times. In this regime, the

profiles of $S_k(t)$ can be reproduced well by the following one-pole approximations [7]; $S_k(t) \approx e^{-\Gamma_k t} (|M_k^{(k)}|^2 \approx 1)$, which is demonstrated with the examples with $\alpha = 0$ and $\alpha = 0.5$ in the insets of Fig. 2. As time progresses, the contributions from the poles gradually die out, which manifests itself in the behaviours of one-particle excited states. Namely, after a long enough period, they acquire the same decay rate as the lowest energy state [15]. The plots suggest that the *exact* results should be to a good approximation recreated by $S_k(t) \approx |M_r^{(k)}|^2 e^{-\Gamma_r t}$ ($r = 1$ for $\alpha < \alpha_{cr}$ and $r = 2$ for $\alpha > \alpha_{cr}$). To confirm the validity of the above approximations, we show in Fig. 2 the exemplary results computed for the case of $\alpha = 0.5$. Eventually, all the one-particle states follow the long-time inverse power law. As may be seen from Figs. 1 and 2, the results calculated from Eqs. (12) and (13) accurately agree with the numerical ones, which confirms their accuracy and correctness of our calculations.

A feature worth stressing here is that in the regimes of values of α smaller (larger) than α_{cr} , the transition time to the long-time t^{-3} regime decreases (increases) with an increase in α . It can thus be concluded that by appropriately choosing the height of the splitting barrier, one can accelerate or slow down the decay process, keeping the height of the trapping potential fixed at the same time.

B. N -particle case

Now, we come to the main point where we explore the decay properties of the TG gases [39]. Below, we restrict our investigation to cases with sufficiently low split barriers, without losing much generality. Our results for the N -particle survival probability $S^{(N)}(t)$ are summarised in Fig. 3, where, for the sake of clarity, we only depicted the results for the cases of $\alpha = 0$ and $\alpha = 2$. Figure 3(a) shows the results obtained using the resonance expansion approach. In contrast, the results of Fig. 3(b) highlight the changes of $S^{(N)}(t)$ in a short-time regime, and they were obtained by direct numerical integration in Eq. (10).

We can identify several distinct regions with different behaviours of $S^{(N)}(t)$ that deserves a profound investigation. To this end, we used the following single-term approximation:

$$S^{(N)}(t) \approx \mathcal{N}_n e^{-\Gamma^{(n)} t} t^{-\beta(n,N)}, \quad (14)$$

with

$$\Gamma^{(n)} = \sum_{k=1}^n \Gamma_k, \quad (15)$$

$n \leq N$, which can be extracted from the resonance expansion of $S^{(N)}(t)$. The simplest way to obtain it for a given n is to truncate a sum of exponential terms in Eq. (11) up to $n_r = n$. In this obtained expansion of $S^{(N)}(t)$, it is simply a term of the form Eq. (14) with

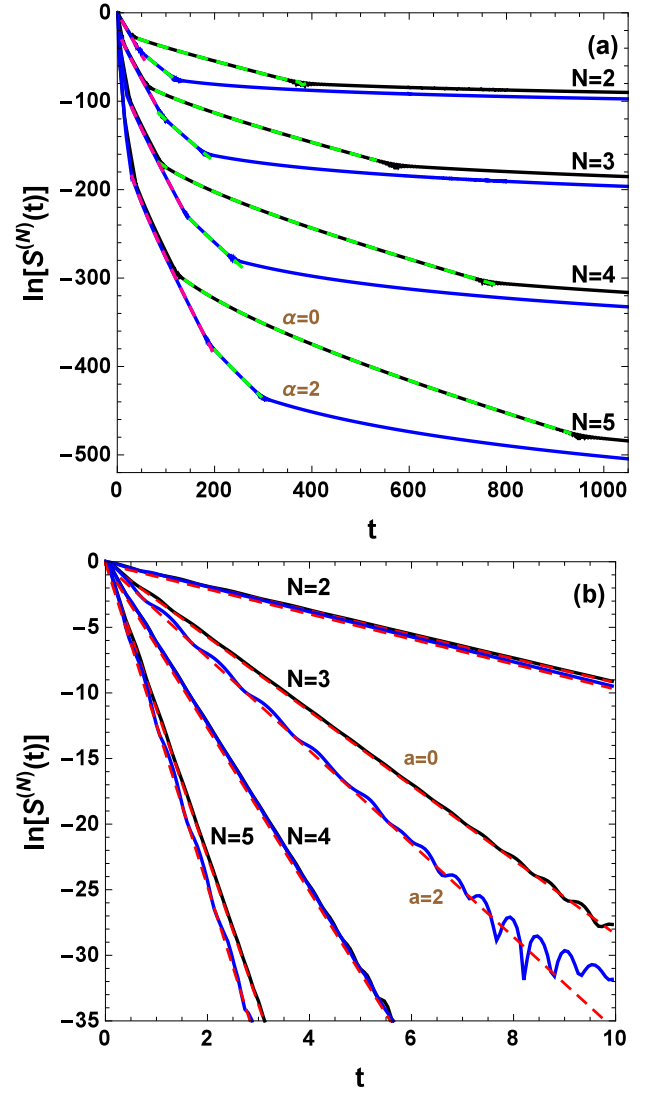


FIG. 3. Survival probabilities $S^{(N)}(t)$ obtained at $\eta = 2$ for $\alpha = 0$ (black solid lines) and for $\alpha = 2$ (blue solid lines), for up to $N = 5$. In (a), the dashed lines mark the results obtained from Eq. (17) (green lines) and Eq. (18) (red lines). In (b), the dashed lines show the results obtained from Eq. (16).

the smallest exponent β ($\beta = 0$ for $n = N$). By inspection, the $\beta(n, N)$ in Eq. (14) is in a simple relation with $\gamma(N) = 2N^2 + N$, namely $\beta(n, N) = \gamma(N - n)$, where $\gamma(N)$ is an exponent in the long-time asymptotic law for the TG system [16], $S^{(N)}(t) \propto t^{-\gamma(N)}$. In this context, see also the informative discussion in [16]. It can be expected that Eq. (14) should hold in the cases when the true $S^{(N)}(t)$ resemble an exponential decay. However, it is important to stress that, in contrast to $S^{(N)}(t) \propto t^{-\gamma(N)}$ as $t \rightarrow \infty$, Eq. (14) must be regarded as approximate.

Let us begin with the approximation for $n = N$:

$$S^{(N)}(t) \approx \mathcal{N}_N e^{-\Gamma^{(N)} t}, \quad (16)$$

which we can assume to work well at short times if the

values of α are small enough; see the results presented for individual particles in Fig. 2. Of course, in such cases, $\mathcal{N}_N \approx 1$. Equation (16) has already appeared before in [7] and is valid to some extent, as confirmed by the results of Fig. 3(b). Although, at a short period, the $S^{(N)}(t)$ are only slightly dependent on α , the effect of particle number is noticeable. To understand this phenomenon, we refer again to Fig. 1(c). Its inspection reveals that the sum of the two lowest decay rates Γ_r , that is, $\Gamma^{(2)}$, does not change much as α is varied. The presence of the additional particle prevents this effect, which manifests itself in the appearance of a stronger dependence of $\Gamma^{(3)}$ on α . The same mechanism is responsible for the behaviours of $S^{(N)}(t)$ for a larger particle number N as the results of Fig. 3(b) indicate. As a matter of fact, it follows from the above that Eq. (14) is much more sensitive to changes in α for odd values of n than for the even ones.

Next, we restrict ourselves to two particular time regions (long-lived) appearing before the long-time asymptotic regime. It can be expected that, in these regions, the $S^{(N)}(t)$ behave in accordance with Eq. (14) as follows:

$$S^{(N)}(t) \approx \mathcal{N}_1 e^{-\Gamma^{(1)} t} t^{-(2N-3)N-1}, \quad (17)$$

and

$$S^{(N)}(t) \approx \mathcal{N}_2 e^{-\Gamma^{(2)} t} t^{-(2N-7)N-6}. \quad (18)$$

The first equation corresponds to the regime before to the transition to the long-time $t^{-\beta(N)}$ regime. Note that for $N = 2$, Eq. (18) reduces to Eq. (16). The results obtained from the above approximations are plotted along with the *exact* results in Fig. 3(a). For the clarity of the presentation, we display the results of Eq. (18) for only the case of $\alpha = 2$ ($\Gamma^{(2)}$ is practically insensitive to changes in α). Our results show an excellent agreement between the predictions of the above approximations and the *exact* results, which confirms the validity of Eq. (14) and thereby discloses the nature of the decay process of TG gases. The parity effect that appears in the presence of the split barrier is excellently captured by Eq. (14). The change in the behaviour of $S^{(N)}(t)$ in comparison to case without the split barrier is most visible in the regime just a prior long-time asymptotic regime, which corresponds to Eq. (17). It is worth noticing that in this regime the single-particle survival probabilities $S_k(t)$ follow the purely exponential terms, $S_k(t) \approx |M_1^{(k)}|^2 e^{-\Gamma_1 t}$. As far as we know, in none of the publications has Eq. (14) appeared.

IV. CONCLUSION

In conclusion, we have carried out a detailed study of the decay properties of TG gases escaping from a double-well modelled by *Winter's system* with the centre delta-split barrier. We provided an explicit representation of the time-dependent single-particle states in terms of the

Fourier integrals, enabling accurate evolutions of the TG wave functions with time. Moreover, we derived, within the resonance expansion approach, the closed-form approximate expression for the survival probability in the general case of N particles. We demonstrated its applicability at different stages of the time evolution. Within this approximation, we investigated the parity effect appearing in the presence of the split barrier. Our results confirm that only in short periods can the decay of TG gases be regarded as purely exponential. We leave open the question of how the features revealed in this study are affected if one considers the finite interaction strength and/or models with other confining potentials.

V. APPENDIX

A. Continuous spectrum eigenfunctions

To find the time dependence of $\phi_k(x, t)$ we solved the Schrödinger Eq. (2) for the eigenstates of the continuous spectrum. The problem is equivalent to a free particle provided that its wave function is continuous in the whole space and satisfies specific matching conditions at the positions of the delta barriers [50]:

$$\lim_{\epsilon \rightarrow 0^+} [\psi'(\epsilon) - \psi'(-\epsilon)] = 2\alpha\psi(0),$$

$$\lim_{\epsilon \rightarrow 0^+} [\psi'(1+\epsilon) - \psi'(1-\epsilon)] = 2\eta\psi(1).$$

We omit here the derivation details and report our final step:

$$\psi_p(x) = A(p) \begin{cases} \sin(px) + \tan(p) \cos(px), & -1 \leq x \leq 0 \\ B_p \sin(px) + \tan(p) \cos(px), & 0 < x < 1 \\ C_p \sin(px) + D_p \tan(p) \cos(px), & x \geq 1 \end{cases}, \quad (19)$$

where

$$B_p = \frac{2\alpha \tan(p)}{p} + 1, \quad (20)$$

$$C_p = 2 \frac{\alpha\eta(1 - \cos(2p)) + \alpha p \tan(p) + \eta p \sin(2p)}{p^2} + 1, \quad (21)$$

$$D_p = 2 \frac{\alpha\eta(\cos(2p) - 1) - \eta p \sin(2p)}{p^2} + 1, \quad (22)$$

with $A(p)$ determined by a standard normalisation for the continuous spectrum:

$$\int_{-1}^{\infty} \psi_{p'}(x) \psi_p(x) dx = \delta(p' - p), \quad (23)$$

that is:

$$A(p) = \frac{\sqrt{\frac{2}{\pi}} p^2}{\sqrt{4 \tan(p)(\alpha \tan(p) + p) (\alpha (2\eta^2 + p^2) + 2\eta (\cos(2p) (p^2 - \alpha\eta) + p(\alpha + \eta) \sin(2p))) + p^4 / \cos^2(p)}}. \quad (24)$$

where $p = (2E)^{1/2}$.

B. Eigenfunctions of a hard-wall split trap

Even-parity (+) one-particle eigenfunctions of the hard-wall split trap are found as [51]:

$$\phi_k^{(+)}(x, 0) = A_k \begin{cases} \cos(p_k x) - \frac{\alpha}{p_k} \sin(p_k x), & -1 \leq x \leq 0 \\ \cos(p_k x) + \frac{\alpha}{p_k} \sin(p_k x), & 0 < x \leq 1 \end{cases} \quad (25)$$

where A_k is the normalization factor and the values of p_k are the solutions of the transcendental equation: $\tan(p) = -p/\alpha$. The energies are given by $E_k^{(+)} = p_k^2/2$

and ordered so as to form an increasing sequence. In the odd-parity case (−) the wave functions vanish at $x = 0$ and therefore are the same as those for the pure hard-wall trap, that is:

$$\phi_k^{(-)}(x, 0) = \sin(\pi k x). \quad (26)$$

with energies $E_k^{(-)} = (\pi k)^2/2$.

C. Expansion coefficients $C_k(p)$

In both Eqs. (25) and (26), the integral in Eq. (7) can be performed algebraically:

$$C_k^{(+)}(p) = \frac{2A_k A(p) \sin(p) (p (\alpha^2 + p_k^2) \sin(p_k) - \tan(p) (p_k (\alpha^2 + p^2) \cos(p_k) + \alpha(p^2 - p_k^2) \sin(p_k)))}{\alpha p (p^2 - p_k^2)}, \quad (27)$$

and

$$C_k^{(-)}(p) = \frac{2A(p) \pi k (-1)^k \sin(p) (\alpha \tan(p) + p)}{p (p^2 - \pi^2 k^2)}, \quad (28)$$

respectively. The coefficients $C_k(p)$ and the related quantities are ordered according to the energy spectrum of the split hard-wall trap, that is, $C_k(p) = C_{k/2}^{(-)}(p)$ and

$C_k(p) = C_{k/2+1/2}^{(+)}(p)$ for even and odd values of k , respectively.

VI. ACKNOWLEDGMENTS

The author is thankful to Tomasz Sowiński and Arkadiusz Kuroś for their comments and suggestions on a draft of this article.

-
- [1] G. Gamow, Z. Phys. 51, 204 (1928)
 - [2] E. U. Condon, R. W. Gurney, Nature London 112, 439 (1928)
 - [3] R. W. Gurney, E. U. Condon, Phys. Rev. 33, 127 (1929)
 - [4] G. Breit, E. P. Wigner, Phys. Rev. 49, 519 (1936)
 - [5] T. Jittoh et al., Phys. Rev. A 71, 012109 (2005)
 - [6] T. Koide, F. M. Toyama, Phys. Rev. A 66, 064102 (2002)
 - [7] M. Pons, D. Sokolovski, A. del Campo, Phys. Rev. A 85, 022107 (2012)
 - [8] G. G. Calderón, R. Romo, Phys. Rev. A 93, 022118 (2016)
 - [9] K. Urbanowski, Eur. Phys. J. D 71, 118 (2017)
 - [10] G. G. Calderón, J. L. Mateos, M. Moshinsky, Phys. Rev. Lett. 74, 337 (1995)
 - [11] R. G. Winter, Phys. Rev. 123, 1503 (1961)
 - [12] D. A. Dicus et al., Phys. Rev. A 65, 032116 (2002)
 - [13] M. Peshkin, A. Volya, V. Zelevinsky, Europhys. Lett. 107, 40001 (2014)
 - [14] A. N. Petridis et al., J. Modern Physics 1, 124 (2010)
 - [15] A. del Campo et al., Phys. Rev. A 74, 013605 (2006)
 - [16] A. del Campo, Phys. Rev. A 84, 012113 (2011)
 - [17] A. del Campo, J. G. Muga, Europhys. Lett. 74, 965 (2006)
 - [18] S. R. Wilkinson et al., Nature, 387, 575 (1997)
 - [19] N. G. Kelkar, M. Nowakowski, K. P. Khemchandani, Phys. Rev. C, 70, 24601, (2004)
 - [20] A. Crespi et al., Phys. Rev. Lett. 122, 130401 (2019)
 - [21] G. Zürn et al., Phys. Rev. Lett. 108, 075303 (2012)
 - [22] F. Serwane et al., Science 332, 336 (2011)
 - [23] G. G. Calderón, L. G. Mendoza-Luna, Phys. Rev. A 84, 032106 (2011)
 - [24] J. Dobrzyniecki, T. Sowiński, Phys. Rev. A 98, 013634 (2018)
 - [25] J. Dobrzyniecki, T. Sowiński, Phys. Rev. A 99, 063608 (2019)
 - [26] A. U. J. Lode et al., J. Phys. B 42, 044018 (2009)
 - [27] A. U. J. Lode et al., Proc. Natl. Acad. Sci. USA 109, 13521 (2012).
 - [28] S. E. Gharashi, D. Blume, Phys. Rev. A 92, 033629 (2012)
 - [29] S. Kim, J. Brand, J. Phys. B 44, 195301 (2011)

- [30] I. S. Ishmukhamedov, A. S. Ishmukhamedov, Phys. E 109, 24 (2019)
- [31] S. Hunn et al., Phys. Rev. A 87, 043626 (2013)
- [32] T. Taniguchi, S. Sawada, Phys. Rev. E 83, 026208 (2011)
- [33] T. Maruyama et al., Phys. Rev. C 86, 044301 (2012)
- [34] N. Moiseyev, Physics Report 302, 211 (1998)
- [35] A. Kuroś, A. Okopińska, Int. J. Theor. Phys., 54, 4164 (2015)
- [36] P. Kościk, Phys. Lett. A 380, 1256 (2016)
- [37] A. Kuroś, P. Kościk, A. Okopińska, J. Phys. A: Math. Theor. 46, 085303 (2013)
- [38] A. Kuroś, A. Okopińska, Few-Body Systems 56, 853 (2015)
- [39] M. D. Girardeau, J. Math. Phys. 1, 516 (1960)
- [40] M. D. Girardeau, E. M. Wright, Phys. Rev. Lett. 84, 5691 (2000)
- [41] S. Zöllner, H-D Meyer, P. Schmelcher, Phys. Rev. Lett. 100, 040401 (2008)
- [42] S. Zöllner, H-D Meyer, P. Schmelcher, Phys. Rev. A 78, 013621 (2008)
- [43] B. Chatterjee, Phys. Rev. A 82, 043619 (2010)
- [44] B. Zhou, J-Q. Liang, F-C. Pu, Phys. Lett. A 281, 105 (2001)
- [45] J. Dobrzyniecki, T. Sowiński, Phys. Lett. A 382, 394 (2018)
- [46] J. Dobrzyniecki, T. Sowiński, Eur. Phys. J. D 70, 83 (2016)
- [47] I. S. Ishmukhamedov, V. S. Melezhik, Phys. Rev. A 95, 062701 (2017)
- [48] M. Olshanii, Phys. Rev. Lett. 81, 938 (1998)
- [49] S. Cordero, G. G. Calderón, Phys. Rev. A 86, 062116 (2012)
- [50] E. H. Lieb, W. Liniger, Phys. Rev., 130 1605 (1963)
- [51] X. Yin et al., Phys. Rev. A 78, 013604 (2008)