

# What gaze behavior do pedestrians take in interactions when they do not understand the intention of an automated vehicle?

Hailong Liu <sup>\*</sup>, Takatsugu Hirayama <sup>#</sup>, Luis Yoichi Morales <sup>#</sup>, Hiroshi Murase <sup>\*</sup>

<sup>\*</sup> *Graduate School of Informatics, Nagoya University*

<sup>#</sup> *Institutes of Innovation for Future Society, Nagoya University*

*Furo-cho, Chikusa-ku, Nagoya, Aichi, 464-8601, JAPAN*

*E-mail: lhl881210@live.com*

## Abstract

This study focuses on establishing an external human-machine interface (eHMI) for automated vehicles (AVs) that can clearly and quickly convey driving intentions to pedestrians, thus improving the acceptability of AVs. First of all, this study seeks to evaluate whether pedestrians clearly receive the information from the AV. This paper proposes a hypothesis based on a decision-making model of the pedestrian. If a pedestrian does not accurately understand the driving intentions of AVs, then his/her gaze duration at AVs will increase. A pedestrian-vehicle interaction experiment was designed to verify the proposed hypothesis. An AV was used for interacting with pedestrians but whether the AV stops or not during interactions that was controlled by the experimenter. The gaze data of pedestrians and their subjective evaluations of the AV's driving intentions were observed. The experimental results supported the hypothesis, i.e., there was a correlation between the participants' gaze duration at an AV and their understanding of the AV's driving intention. Moreover, the gaze duration of most participants at a manually driving vehicle was shorter than that at an AV. Besides, we proposed two recommendations to the designers of eHMI: (1) when a pedestrian is engaged in an interaction with the AV, the driving intentions of the AV should be provided; (2) if the pedestrian still gazes at the AV after the AV displays its driving intentions, the AV should provide more clear information about its driving intentions.

## 1 Introduction

The functions and capabilities of automated vehicles (AVs) are continuously being improved with increasing emphasis on safety. However, this has encountered some resistance at the stage of popularization to society [2, 3]. One aspect of resistance can be considered: the public often have not enough trust on AVs [4] when they do not understand capability and performance of AVs, particularly when they are confused about an AV's intention, just like the scene in the left part of Fig. 1. Ac-

cording to this issue, Habibovic et al. and Rasouli et al. considered that it is important for vehicles to communicate with pedestrians about driving intentions during the interaction [5, 6]. To realize a communication between pedestrians and AVs, the external human-machine interface (eHMI) for automated vehicles could be considered as a useful method [7, 8]. This eHMI should clearly and quickly convey the AV's driving intentions to pedestrians, thus improving the acceptability of AVs, like the scene in the right part of Fig. 1. How to evaluate whether pedestrians clearly understand AV's driving intentions or not is a research question.

A large number of subjective evaluation methods have been used to obtain the pedestrians' views on participant-AV interactions [9, 10, 11, 12]. Stefanie et al. evaluated the efficacy of eHMIs, such as a steady, flashing, and a sweeping light signal to communicate an AV's intention to yield by using questionnaires and structured interviews to participants [10]. Clercq et al. compared the pedestrians' understanding of information from different types of eHMI, such as front brake lights, knightrider animation, a smiley face, and text. Participants continuously evaluated the feeling of being safe by pressing a button during an AV-pedestrian interaction [11]. Similarly, Lee et al. and Löcken et al. analyzed the difference of pedestrians' subjective evaluations for various types of eHMI in a virtual reality space by using questionnaire [9, 12].

Meanwhile, objective variables have been used to analyze the interaction between pedestrians and vehicles in a small number of studies [13, 14, 15]. Dey et al. conducted an eye-tracking task with 26 participants in a road-crossing situation. They found that the gaze of the pedestrians gradually gathered in the driver's position through the windshield when the manual driving vehicle (MV) was approaching [13]. In other words, the pedestrian will look at the driver and hope to acquire the driver's intention when the pedestrian cannot recognize whether the vehicle will stop or not. However, for the AV, especially for level 3-5 AVs, pedestrians cannot understand the driving intentions from the driver or the passenger because the AV usually does not require the

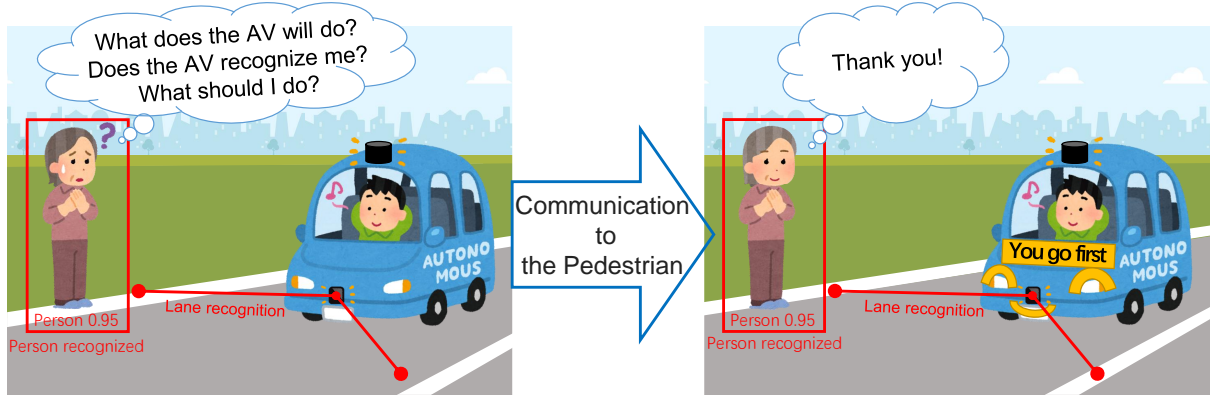


Figure 1: The functions and capabilities of automated vehicles (AVs) are continuously being improved with increasing emphasis on safety. However, the pedestrians often do not trust an AV because they are skeptical of the AV's intention during interactions. Thus, it is important for the AV to communicate driving intentions to the pedestrian in an interaction.

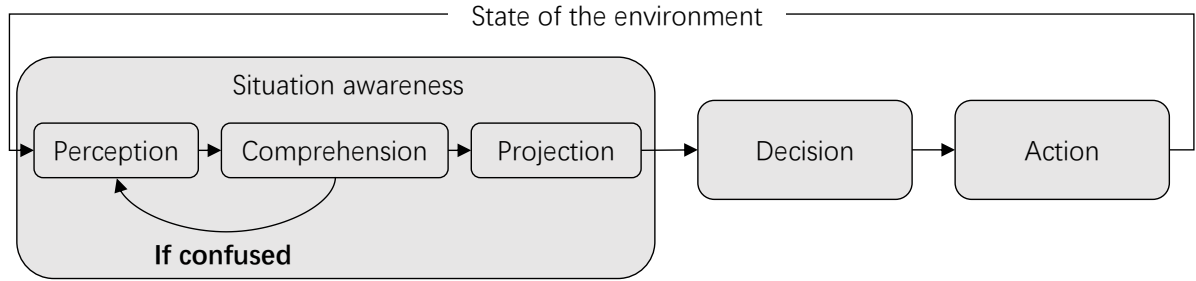


Figure 2: The decision-making model of a pedestrian has three steps: situation awareness [1], decision, and action. The hypothesis of this work is that pedestrians will repeatedly observe the vehicle when they are not certain of the vehicle's driving intention.

driver's operations. For this issue, the gaze duration of the pedestrians at an AV has been focused in our study because the gaze duration is related to the levels of understanding [16, 17, 18, 19, 20]. We consider that the gaze duration could express pedestrians' requirements of understanding the driving intentions of an AV while also represent a degree of the pedestrian's understanding of the AV's driving intentions. Fuest et al. focused on the intention recognition time when AVs interacted with pedestrians [14, 15]. To observe the intention recognition time, the participants were asked to press a button when they thought they recognized the vehicle's intention. The study compared the participants' intention recognition time for the AV, and the participants' subjective evaluation results of understanding the AV's driving intentions, in different right of ways. However, they did not examine the relationship between the intention recognition time and an understanding of the AV's driving intentions.

The main purpose of this paper is to find an objective explanation to represent the confusion of pedestrians when they try to understand the AV's driving intentions. This paper focuses on the pedestrians' situation awareness in the decision-making process because we consider that when pedestrians have a confused under-

standing of the AV's driving intentions, they will continue to gaze at the AV. Thus, the gaze duration of the pedestrians at an AV can be used to represent the degree of the pedestrian's understanding of the AV's driving intentions. In this investigation, the participants' gaze data were collected and used to evaluate the understanding of AV's driving intentions through an experiment. The experiment aimed to verify the correlation between participants' gaze duration at an AV and their understanding of AV's driving intentions during interactions.

## 2 Hypothesis

In this study, we consider that the pedestrians would use their cognitive abilities to assess the situation within their surrounding environment as well as the AV. This is achieved through the situation awareness. Afterwards, pedestrians would make a decision based on the results of the situation awareness. Finally, the pedestrians would act according to the decision. Above process is represented by Fig. 2.

This study focuses on the aspect of situation awareness, which includes three steps: perception, comprehension, and projection [1]. In the case of the interaction between a pedestrian and an AV, the pedestrian may

be confused if he/she unclearly understands the AV's driving intentions. Thus, the pedestrian will back to the perception step to observe the vehicle until he/she thinks they have correctly understood the driving intentions of the AV. In summary, an ambiguous understanding of the AV's intentions can induce a longer gaze duration of pedestrians.

Therefore, we proposed a hypothesis that based on the above process: *if a pedestrian does not clearly understand the driving intentions of the AV, then his/her gaze duration at the AV will increase during interaction.*

### 3 Pedestrian–vehicle interaction experiment

To verify the proposed hypothesis, we used an AV that could automatically drive following the pre-designed routes but it did not have the function to interact with pedestrians. We therefore conducted a Wizard of Oz (WOZ) experiment of the interaction between a pedestrian and the AV. The WOZ experiment is often used in the study field of human–machine interaction. Usually participants are told that they will interact with a autonomous system, but actually the system is operated, or partially operated by an experimenter. The experimenter secretly controlled the AV to stop or not according to the actual situation during participant–AV interactions.

The goal of this experiment was to observe the gaze duration of the participants when they interact with a manual driving vehicle (MV) and an AV. Meanwhile, the participants' subjective evaluation of the interaction was recorded using questionnaires. In addition, the correlation between the participants' subjective evaluation and gaze duration at the vehicle was analyzed.

This experiment was allowed by an ethics review committee of Institutes of Innovation for Future Society, Nagoya University.

#### 3.1 Experimental condition

The experiment on pedestrian–vehicle interaction was conducted in a field shown in Fig 3. The black areas in Fig 3 are obstacles that cannot be passed. According to the requirements of the ethics committee, this study did not use an automated driving car for the safety reason. Instead, an electric wheelchair equipped with an automated driving system acted as the experimental vehicle. It did not have the function to interact with the pedestrians but it could automatically drive following pre-designed routes. There were three driving routes that were prepared in advance and they are shown in Fig. 3 with red lines. The participants were asked to walk at their normal pace from the starting point to the end point that is shown in Fig. 3 with a blue line. The pedestrians would interact with the vehicle when the vehicle was either on route 1 and 2. Note that, although the vehicle could not interact with the pedestrians on route 3, the pedestrians would still observe, judge, and predict the behavior of the vehicle.

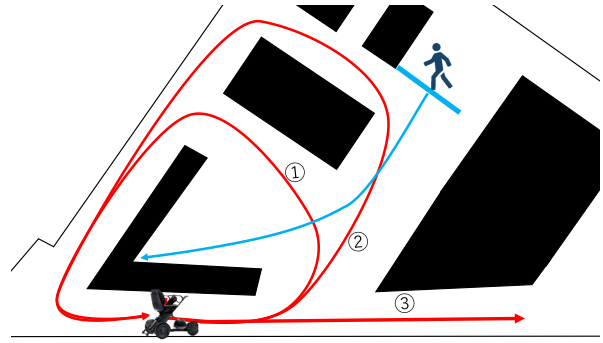


Figure 3: Experimental environment map and paths followed by the AV in red (1, 2 and 3) and the pedestrian in blue.




Figure 4: Experimental automated driving vehicle equipped with a LiDAR, wheel encoders and a wireless remote controller.

#### 3.1.1 Participants

Ten 20s participants were invited to this experiment and they interacted with a vehicle by walking from the starting point to the end point (Fig. 3). They were told the following information about the vehicle before the experiment:

1. An experimental vehicle will be used for manual and fully automated driving.
2. An experimenter will ride in the vehicle when driving manually; and no one will ride in the vehicle when it is driving autonomously.
3. The vehicle will interact with you during your walk.
4. The vehicle has three driving routes and it will randomly select a route before each trial.
5. The maximum speed of the vehicle is limited to 1 [m/s] for both manual and automated driving.

6. During automated driving, the vehicle's sensors can recognize the surrounding objects and the pedestrian. As a result, the vehicle will automatically determine the driving behavior when interacting with the pedestrian.
7. There is no perfect system in the world, so this experiment still have some risks.
8. If you think the behavior of the AV threatens you, please stay away from it.
9. When the interaction is over, the experimenter will use a wireless remote controller to manually control the AV so it returns to its starting position.

To measure the gaze behavior of the participants during walking, they were asked to use a wearable eye tracker—*Tobii Pro Glasses 2* throughout all of the experiments. After each interaction, the participants were asked to subjectively evaluate their understanding of driving intentions over five levels, which includes:

1. Don't understand;
2. Sort of confused;
3. Probably understand;
4. Mostly understand;
5. Fully understand.

### 3.1.2 Vehicle

A robotic wheelchair—*WHILL Model CR* was used as an experimental vehicle, which is shown in the left part of Fig. 4. For manual driving, an operator rode on the vehicle (i.e. MV) and used the available joystick to manipulate it. For automated driving, the vehicle (i.e. AV) was equipped with a multi-layered LiDAR (Velodyne VLP-16) and wheel encoders. The LiDAR was utilized for self-localization towards a previously built environmental map. Time stamped data could additionally, and recorded the time stamped vehicle's pose, linear and angular velocities and accelerations. The AV could automatically drive following pre-designed driving routes; however, it did not have the functions to recognize pedestrians and interact with them. The AV had an automatic brake function that is applied when there is an obstacle within 0.5 meters directly in front of it. This function was used to ensure the safety of the participants in the experiment. To secretly control the AV to stop or not according to the actual situation during participant–AV interactions by the experimenter, a wireless remote controller was used, which is shown in the right part of Fig. 4. The maximum speed of the vehicle was limited to 1 [m/s] for automated driving and manual driving. The driving route was randomly selected before the experiment.

### 3.2 Experiment procedure

First, we explained to the participants what they needed to do, the possible risks, and how to deal with them in the experiment. Meanwhile, the maximum speed of the vehicle and the performance limitations of the sensor for automated driving were thoroughly informed to the participants. In addition, although the participants knew that the AV would choose to stop or not according to the interaction, they did not know the vehicle's stopping strategy for the interaction.

Next, the participants were asked to interact with a MV for 20 trials. After that, the participants were asked to interact with an AV for 20 trials. This experimental sequence was designed to take into account the order-dependence of MV and AV because the public interacts with MVs earlier than AVs. In other words, the participants got used to interacting with the MV; however, interacting with the AV was a new concept. An example of interactions between the participants and the AV in the experiment is shown in Fig. 5. This figure illustrates that the participant was observing the vehicle in an interaction. A field of view from the participant is presented in Fig. 6. The red circle in Fig. 6 represents the participants' gaze area and the red line represents the movement of the gaze area.

Finally, a free interview was conducted with the participant.

## 4 Experiment results

In this section, the results of the subjective evaluation, the gaze duration, and the relationship between them are explained.

### 4.1 Subjective evaluation of understanding the driving intention

The results represent the ten participants mostly evaluated their understanding of the MV's driving intentions in (4) *Mostly understand* and (5) *Fully understand*, which is displayed in Fig. 7 separately by box plots. With regard to understand the driving intentions of the AV, the participants mostly evaluated it in (3) *Probably understand* and (4) *Mostly understand*. Meanwhile, the participants selected (1) *Don't understand* and (2) *Sort of confused* to the AV more times than the MV.

Further, a statistical hypothesis test was performed for the subjective evaluation results. The null hypothesis of this statistical hypothesis states that “there was no significant difference in the subjective evaluation results of the understanding of the driving intention for the MV and AV.” The Mann–Whitney U test [21], which is a nonparametric test method, was used because the results of the five levels of evaluation were considered to have a multinomial distribution instead of a Gaussian distribution. The p-value of the statistical hypothesis testing result was smaller than 0.001. Therefore, the null hypothesis was rejected. The results mentioned above



Figure 5: Scene of an interaction between a participants and the AV during experimentation.



Figure 6: Participant gaze view observed by *Tobii Pro Glasses 2* eye tracking device. The red dot shows the region of interest of the participant.

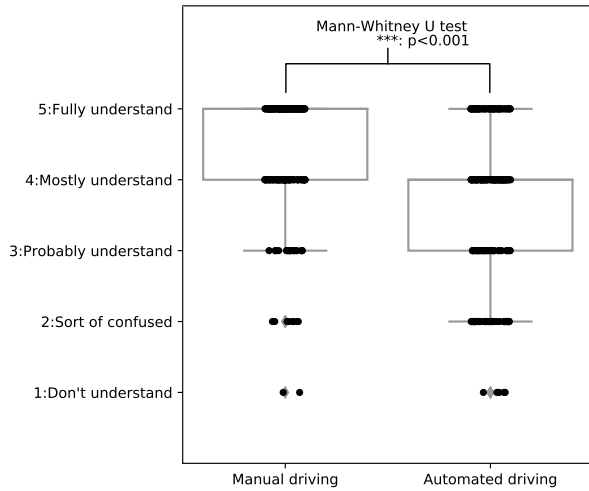


Figure 7: Subjective evaluations of understanding the driving intentions of a MV and an AV by ten participants.

showed that the ten participants thought that the driving intentions of the AV was more difficult to understand than the driving intentions of the MV when participants interacted with them.

#### 4.2 Gaze duration at MV and AV

Gaze durations for each participant are analyzed from the measured gaze data. A gaze duration is defined as the cumulative time while a participant is gazing at the vehicle in a trial. The gaze duration of the ten participants are presented in Fig. 8 by box plots. Light gray boxes and the dark gray boxes show the gaze durations for the MV and the AV, respectively. From the above data, two results were determined. The first result is that the length of the gaze durations for each participant was different. This shows that everyone has their own habits of observing things. The second result is that most of the participants' gaze durations for the AV was longer than for the MV, except for participant #2.

The significant difference between the gaze duration for the MV and AV was tested independently for each participant. Welch's t-test [22] should be used for this statistical hypothesis test because the distribution of the gaze duration was assumed to have a Gaussian distribution. The variance of the gaze duration was different for the AV and MV. The null hypothesis states that "there was no significant difference in the participants' gaze duration for the MV and AV." The results of this statistical hypothesis test are shown in Fig. 8. For participants #1, #3, #7, #8, #9, and #10, the p-values were lower than 0.001. Meanwhile, for participant #2, the p-values was lower than 0.05. The null hypotheses for them were rejected. Thus, the gaze duration of them for the MV and AV were significantly different. However, the null hypotheses for participants #4, #5, and #6 were accepted.

#### 4.3 Relationship between subjective evaluations and gaze durations

The relationship between the participants' subjective evaluations and gaze durations for the MV and AV was analyzed by a correlation analysis. However, there was an issue with the individual difference in how long each participant gazed at the vehicle as shown in Fig. 8. To exclude the influence of individual differences for the correlation analysis, the mean and the standard deviation of the gaze durations for each participant are standardized to 0 and 1, respectively. Here, the gaze duration of the  $n$ -th participant in the  $i$ -th trial is written as  $t_i^n \in \{T_{MV}^n, T_{AV}^n\}$ , where the  $T_{MV}^n$  is a set of gaze durations for the MV and the  $T_{AV}^n$  is a set of gaze durations for the AV. Hence, the standardized gaze duration of the  $n$ -th participant in the  $i$ -th trial is:

$$\tilde{t}_i^n = \frac{t_i^n - \mu^n}{\sigma^n}, \quad (1)$$

$$\mu^n = \frac{\sum_{i=0}^I (t_i^n)}{I^n}, \quad (2)$$

$$\sigma^n = \sqrt{\frac{\sum_{i=0}^I (t_i^n - \mu^n)^2}{I^n}}, \quad (3)$$

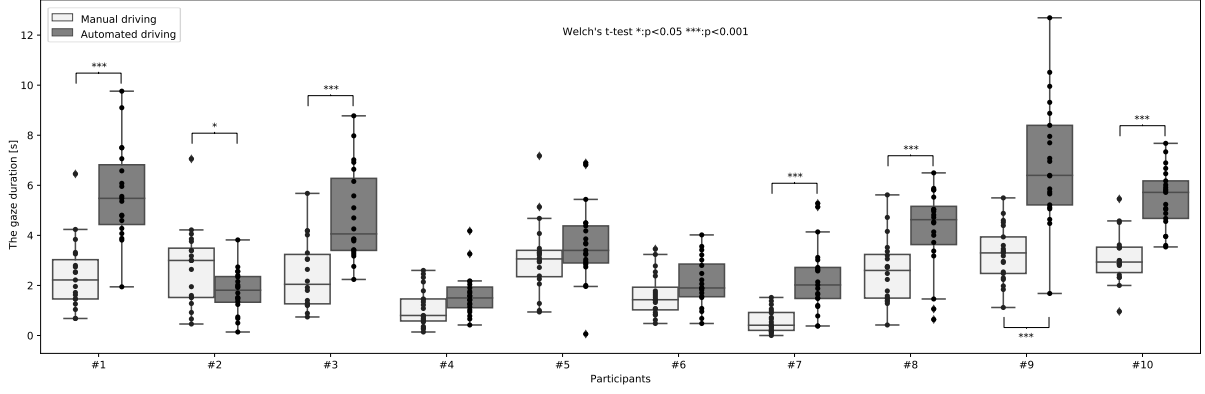


Figure 8: Comparison of gaze durations of ten participants interacting with the MV and AV.

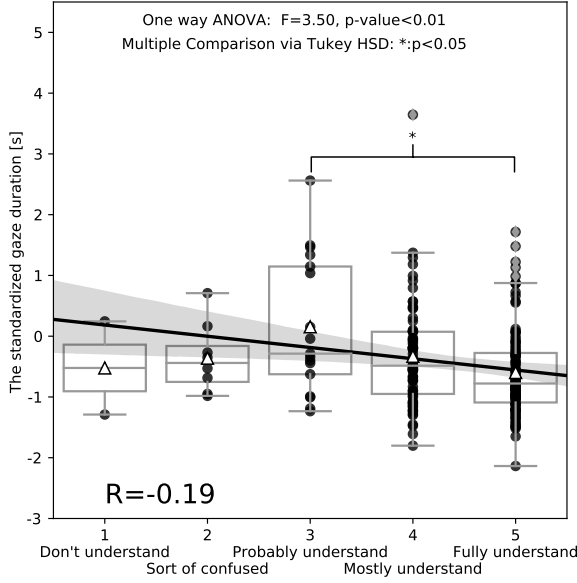


Figure 9: Relationship between subjective evaluations for understanding the driving intentions and the gaze durations for ten participants when interacting with the MV.

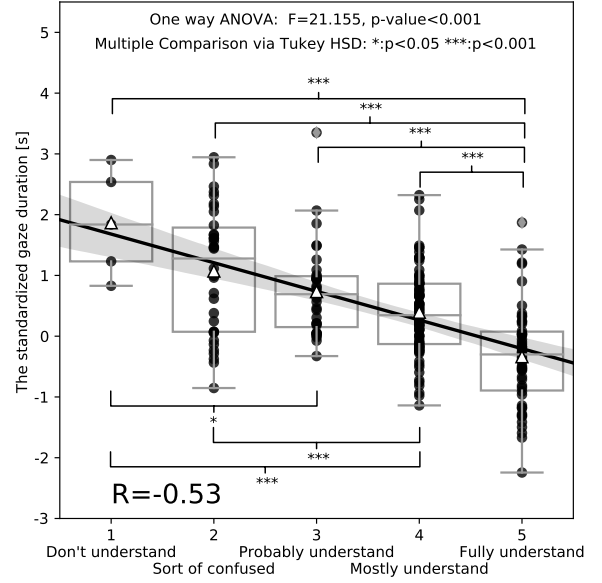


Figure 10: Relationship between subjective evaluations for understanding the driving intentions and the gaze durations of ten participants when interacting with the AV.

where,  $I^n$  is the numbers of trials when the  $n$ -th participant interacted with the MV and AV, and  $\mu^n$  and  $\sigma^n$  are the the mean and the standard deviation of  $\{T_{MV}^n, T_{AV}^n\}$ .

After standardizing the gaze duration of each participant, the correlation between the subjective evaluations and the gaze durations was analyzed. The results are shown in Fig. 9 and 10. Note that the horizontal axis indicates the five-levels of evaluation and the vertical axis indicates the standardized gaze duration.

On one hand, Fig. 9 illustrates the relationship between the subjective evaluations for understanding the driving intentions and the gaze durations when ten participants interacted with the MV. Note that the mean values are shown by white triangles. The mean values of the gaze durations corresponded to each evaluation were similar for the ten participants that interacted with the MV. A linear regression was used to visualize the correlation between the two variables and represented

by a solid black line in Fig. 9. The gray area around the solid black line represents the 95% confidence interval for the regression. The larger the gray area, the less accurate the linear regression is and vice versa. The confidence interval around options (1) *Don't understand* and (2) *Sort of confused* were significantly larger than those around options (4) *Mostly understand* and (5) *Fully understand*. This is because participants rarely chose options (1) *Don't understand* and (2) *Sort of confused*. This also means that the participants thought it was difficult for them to understand the driving intentions. Meanwhile, the results of the correlation analysis showed that the correlation coefficient between the two variables was  $-0.19$ . In other words, there was a very weak correlation.

Here, the one way ANOVA [23] was used to verify the difference among the gaze duration corresponding to each subjective evaluation. The null hypothesis for



an ANOVA was that there were no significant differences among the groups of gaze durations. The result of ANOVA showed that the F-value was 3.50 and the p-values was lower than 0.01. It showed that the null hypothesis was rejected and there were significant differences among the groups of gaze durations. After that, multiple comparison via Tukey HSD were used to verify the significant difference between each pair of groups. The result of multiple comparison via Tukey HSD [24] showed that only the pair of (4) *Mostly understand* and (5) *Fully understand* had significantly different ( $p < 0.05$ ).

The above results demonstrate that there was little correlation between the ten participants' understanding of the MV's driving intentions and the gaze duration when they interacted with it. This result is contrary to the hypothesis, even though the hypothesis is for an AV only. In this study, it is difficult to rigorously verify why this happened. However, some possible clues can be seen in interviews after the experiment. Most of the participants said that they did not pay too much attention to the MV because the driver (experimenter) was sitting in it, and the driver would avoid them even if they did not understand the vehicle's intentions. This shows that the trust between people would affect the interaction.

On the other hand, Fig. 10 shows the relationship between the subjective evaluations for understanding the driving intentions and the gaze durations when ten participants interacted with the AV. This figure shows that as the ten participants' understanding of the AV's driving intentions became accurate, they spent less time observing the AV. The correlation coefficient between the two variables was  $-0.53$ . The 95% confidence interval of linear regression is also smaller than the case of the MV. This indicates that the accuracy of regression is higher than the case of the MV. This suggests that the participants' gaze duration for an AV was related to their understanding of the AV's driving intentions.

The one way ANOVA was used to verify the significant difference among the groups of gaze durations for the AV. Meanwhile, the multiple comparison via Tukey HSD was used to verify the significant difference between each pair of groups. This is the same process that was used when analyzing the MV. The result of ANOVA showed that the F-value was 21.15 and the p-value was lower than 0.001. It showed that there were significant differences among the groups of gaze durations for the AV. Meanwhile, the test results of the multiple comparison showed that there was significant difference between the each pair of group except for the pair of (1) *Don't understand* and (2) *Sort of confused*, the pair of (2) *Sort of confused* and (3) *Probably understand*, and the pair of (3) *Probably understand* and (4) *Mostly understand*.

The results above validate the hypothesis that if a pedestrian does not accurately understand the driving intentions of an AV, then his/her gaze duration will in-

crease when they are interacting.

## 5 Conclusion

The purpose of this paper is to find an external feature that can represent the pedestrian when he or she does not understand the intentions of an AV when interacting with it. Based on the cognitive psychology of situation awareness, a hypothesis was proposed: if a pedestrian does not clearly understand the driving intentions at the AV, then his/her gaze duration of the AV will increase when interacting with it. An experiment using AV was used to verify this hypothesis. In the experiment, an electric wheelchair was used as an experimental vehicle. This vehicle could be driven manually or it could automatically drive by itself. The participants' gaze information and subjective evaluation of their understanding driving intentions were collected. The following conclusions were verified:

1. Ten participants thought that the driving intentions of the AV was more difficult to understand than the driving intentions of the MV when participants interacted with them.
2. Most of the participants' gaze durations for the AV were longer than the MV. Every participant had their own habits of gaze duration.
3. When the participants interacted with the AV, their gaze durations for the AV were correlated to their subjective evaluation of understanding the AV's driving behavior, but not for the case of the MV.

When considering the question "What gaze behavior do pedestrians take in interactions when they do not understand the intention of an automated vehicle?", the pedestrians should continue to observe the AV. This behavior also indicates that the pedestrians are asking the AV for information about its driving intentions. We believe that the gaze duration for AVs by pedestrians can be used to determine whether pedestrians understand AVs or not. Besides, two recommendations are proposed to the designers of eHMI:

1. When a pedestrian is engaged in an interaction with the AV, the driving intentions of the AV should be provided.
2. If the pedestrian still gazes at the AV after the AV displays its driving intentions, the AV should provide more clear information about its driving intentions.

In future studies, we will make a computational model to predict whether pedestrians understand the AV's driving intentions or not by using the gaze duration of the pedestrian. Meanwhile, an evaluation system will be established to evaluate whether the designed eHMI is easy to understand or not.

## References

- [1] M. R. Endsley, "Toward a theory of situation awareness in dynamic systems," in *Situational Awareness*, pp. 9–42, Routledge, 2017.
- [2] N. Epprecht, T. Von Wirth, C. Stünzi, and Y. B. Blumer, "Anticipating transitions beyond the current mobility regimes: How acceptability matters," *Futures*, vol. 60, pp. 30–40, 2014.
- [3] P. A. Hancock, I. Nourbakhsh, and J. Stewart, "On the future of transportation in an era of automated and autonomous vehicles," *Proceedings of the National Academy of Sciences*, vol. 116, no. 16, pp. 7684–7691, 2019.
- [4] S. Pettigrew, C. Worrall, Z. Talati, L. Fritsch, and R. Norman, "Dimensions of attitudes to autonomous vehicles," *Urban, Planning and Transport Research*, vol. 7, no. 1, pp. 19–33, 2019.
- [5] A. Habibovic, V. M. Lundgren, J. Andersson, M. Klingegård, T. Lagström, A. Sirkka, J. Fagerlön, C. Edgren, R. Fredriksson, S. Krupenia, D. Saluäär, and P. Larsson, "Communicating intent of automated vehicles to pedestrians," *Frontiers in Psychology*, vol. 9, p. 1336, 2018.
- [6] A. Rasouli and J. K. Tsotsos, "Autonomous vehicles that interact with pedestrians: A survey of theory and practice," *IEEE Transactions on Intelligent Transportation Systems*, pp. 1–19, 2019.
- [7] F. Keferböck and A. Riener, "Strategies for negotiation between autonomous vehicles and pedestrians," *Mensch und Computer 2015–Workshopband*, 2015.
- [8] C. G. Burns, L. Oliveira, P. Thomas, S. Iyer, and S. Birrell, "Pedestrian decision-making responses to external human-machine interface designs for autonomous vehicles," in *2019 IEEE Intelligent Vehicles Symposium (IV)*, pp. 70–75, June 2019.
- [9] Y. M. Lee, R. Madigan, J. Garcia, A. Tomlinson, A. Solernou, R. Romano, G. Markkula, N. Merat, and J. Uttley, "Understanding the messages conveyed by automated vehicles," in *Proceedings of the 11th International Conference on Automotive User Interfaces and Interactive Vehicular Applications*, AutomotiveUI '19, (New York, NY, USA), pp. 134–143, ACM, 2019.
- [10] S. M. Faas and M. Baumann, "Yielding light signal evaluation for self-driving vehicle and pedestrian interaction," in *Human Systems Engineering and Design II* (T. Ahram, W. Karwowski, S. Pickl, and R. Taiar, eds.), (Cham), pp. 189–194, Springer International Publishing, 2020.
- [11] K. de Clercq, A. Dietrich, J. P. N. Velasco, J. de Winter, and R. Happee, "External human-machine interfaces on automated vehicles: Effects on pedestrian crossing decisions," *Human Factors*, vol. 61, no. 8, pp. 1353–1370, 2019. PMID: 30912985.
- [12] A. Löcken, C. Golling, and A. Riener, "How should automated vehicles interact with pedestrians?: A comparative analysis of interaction concepts in virtual reality," in *Proceedings of the 11th International Conference on Automotive User Interfaces and Interactive Vehicular Applications*, AutomotiveUI '19, (New York, NY, USA), pp. 262–274, ACM, 2019.
- [13] D. Dey, F. Walker, M. Martens, and J. Terken, "Gaze patterns in pedestrian interaction with vehicles: towards effective design of external human-machine interfaces for automated vehicles," in *Proceedings of the 11th International Conference on Automotive User Interfaces and Interactive Vehicular Applications*, pp. 369–378, ACM, 2019.
- [14] T. Fuest, L. Michalowski, L. Träris, H. Bellem, and K. Bengler, "Using the driving behavior of an automated vehicle to communicate intentions - a wizard of oz study," in *2018 21st International Conference on Intelligent Transportation Systems (ITSC)*, pp. 3596–3601, Nov 2018.
- [15] T. Fuest, A. S. Maier, H. Bellem, and K. Bengler, "How should an automated vehicle communicate its intention to a pedestrian? – a virtual reality study," in *Human Systems Engineering and Design II* (T. Ahram, W. Karwowski, S. Pickl, and R. Taiar, eds.), (Cham), pp. 195–201, Springer International Publishing, 2020.
- [16] S. P. Liversedge, K. B. Paterson, and M. J. Pickering, "Chapter 3 - eye movements and measures of reading time," in *Eye Guidance in Reading and Scene Perception* (G. Underwood, ed.), pp. 55 – 75, Amsterdam: Elsevier Science Ltd, 1998.
- [17] K. Rayner, K. H. Chace, T. J. Slattery, and J. Ashby, "Eye movements as reflections of comprehension processes in reading," *Scientific Studies of Reading*, vol. 10, no. 3, pp. 241–255, 2006.
- [18] P. Martínez-Gómez and A. Aizawa, "Recognition of understanding level and language skill using measurements of reading behavior," in *Proceedings of the 19th International Conference on Intelligent User Interfaces*, IUI '14, (New York, NY, USA), pp. 95–104, ACM, 2014.
- [19] C. L. Sanches, O. Augereau, and K. Kise, "Using the eye gaze to predict document reading subjective understanding," in *2017 14th IAPR International Conference on Document Analysis and*



*Recognition (ICDAR)*, vol. 08, pp. 28–31, Nov 2017.

- [20] C. L. Sanches, O. Augereau, and K. Kise, “Estimation of reading subjective understanding based on eye gaze analysis,” *PloS one*, vol. 13, Oct. 2018.
- [21] P. E. McKnight and J. Najab, *Mann-Whitney U Test*, pp. 1–1. American Cancer Society, 2010.
- [22] M. Delacre, D. Lakens, and C. Leys, “Why psychologists should by default use welch’s t-test instead of student’s t-test,” *International Review of Social Psychology*, vol. 30, no. 1, 2017.
- [23] L. St, S. Wold, *et al.*, “Analysis of variance (anova),” *Chemometrics and intelligent laboratory systems*, vol. 6, no. 4, pp. 259–272, 1989.
- [24] H. Abdi and L. J. Williams, “Tukey’s honestly significant difference (hsd) test,” *Encyclopedia of Research Design. Thousand Oaks, CA: Sage*, pp. 1–5, 2010.