

Formation of a Perfect Fluid in pp , p -Pb and Pb-Pb Collisions at the Large Hadron Collider Energies

Dushmanta Sahu, Sushanta Tripathy, and Raghunath Sahoo*

Discipline of Physics, School of Basic Sciences, Indian Institute of Technology Indore, Simrol, Indore 453552, India

Swatantra Kumar Tiwari

Department of Applied Science and Humanities, Muzaffarpur Institute of Technology, Muzaffarpur- 842003, India

(Dated: March 22, 2022)

Isothermal compressibility (κ_T) is an important thermodynamic observable which gives information about the deviation of a fluid from a perfect fluid. In this work, for the first time we have estimated the isothermal compressibility of QCD matter formed in high energy hadronic and nuclear collisions using color string percolation model (CSPM), where we investigate the change in κ_T as a function of final state charged particle multiplicity across various collision species. We have also estimated the initial percolation temperature for different collision systems at different collision energies, which helps us to have a better understanding of the system at the initial phase of evolution. The comparison of the CSPM results for isothermal compressibility with that for the well known fluids, indicates that the matter formed in heavy-ion collisions might be the *closest perfect fluid* found in nature. This estimation complements the well-known observation of minimum shear viscosity to entropy density ratio for a possible QGP medium created in heavy-ion collision experiments. Also, a threshold of pseudorapidity density of charged particles, $dN_{ch}/d\eta \simeq 10$ is found for a possible QGP formation at the LHC energies.

PACS numbers:

I. INTRODUCTION

One of the most stimulating areas of ongoing research is about the lesser known state of matter called quark gluon plasma (QGP). It is a deconfined state of matter having partons (quarks and gluons) as the degrees of freedom. The Large Hadron Collider (LHC) at CERN, Switzerland, is at the forefront of the endeavour to expand our knowledge horizon in this exciting direction of physics. QGP is governed by Quantum Chromodynamics (QCD) and is the result of a first order/crossover phase transition from normal baryonic matter. The ADS/CFT calculation provides a lower bound (KSS bound) to the shear viscosity to entropy density ratio for any fluid found in nature. The elliptic flow measurements from heavy-ion collisions at Relativistic heavy-ion collisions (RHIC) at BNL found that the medium formed in such collisions are closer to the KSS bound, which might indicate QGP as nearly a perfect fluid [1–4]. Studying the various thermodynamic properties of QGP is thus very crucial to have a proper understanding of this new state of matter.

Isothermal compressibility (κ_T) is another important thermodynamic observable which gives information about the deviation of a real fluid from a perfect fluid. A perfect fluid should be incompressible, i.e. $\kappa_T = 0$. κ_T describes the relative change in the volume of a system with the change in the pressure at constant temperature. To have the proper idea about the equation of state (EOS) of the system, κ_T has utmost importance.

κ_T is linked to number density fluctuations and it can be expressed in terms of free energy with respect to pressure. For a second order phase transition, κ_T is expected to show a divergence [5]. It would be interesting to see how the values of κ_T for a QGP medium compares with well-known fluids we deal with in day-to-day life. Recent measurements at the LHC suggests possible formation of QGP-droplets [6–9] in smaller systems such as pp and p -Pb collisions. The calculation of κ_T for smaller collision systems would have a significant contribution to the above argument. The only way to estimate such a fundamental thermodynamic quantity, κ_T using experimental inputs is through a theoretical model, and here we have used the established CSPM model [10], which has been very successful in describing a deconfinement phase transition at the extreme conditions of temperature and energy density. In a recent work [5], κ_T is studied as a function of collision energies for the hadronic degrees of freedom using available experimental data, various transport models and hadron resonance gas (HRG) model. The estimations of transport models and HRG model show a decrease of κ_T as a function of collision energy, particularly at lower center-of-mass energies. Recently [11], we have also studied the effect of Hagedorn mass spectrum on κ_T using HRG model, which lowers down the values of κ_T particularly at higher collision energies. A direct comparison of κ_T of QCD matter observed in high energy hadron and heavy-ion collisions at the LHC energies, is however not done using experimental inputs, which is the thrust of the present work.

At high-energies, multi-particle production can be explained in terms of color string percolation model (CSPM). In this model, color strings are stretched be-

*Corresponding Author Email: Raghunath.Sahoo@cern.ch

tween the target and the projectile particles and the final hadrons are produced by the hadronization of these strings [10]. Color flux tubes are assumed to be stretched between the colliding partons in terms of gluon fields, which are restricted to some transverse space radius. The strings have some finite area in the transverse space. The number of strings grow as the energy of the collision and the number of colliding partons increase, and they start overlapping in the transverse space. After a certain critical string density, (ξ_c), a macroscopic cluster appears which marks the percolation phase transition [10]. In this work, we have estimated the isothermal compressibility of matter formed in high energy collisions using CSPM for the first time. Here, we have taken advantage of the usefulness of color string percolation and found out how κ_T changes as a function of the final state charged particle multiplicity across various collision species at the LHC energies. We have also estimated the initial percolation temperature for different collision systems at different collision energies.

The paper is organized as follows. Sec. II encompasses the formulation of isothermal compressibility in the CSPM. In Sec. III, the results obtained using the formulation are discussed and finally Sec. IV summarizes the findings of the work.

II. FORMULATION

To formulate the isothermal compressibility in color string percolation approach, we first discuss basic ingredients of CSPM formalism. In a 2D percolation theory, the dimensionless percolation density parameter is given by [10],

$$\xi = \frac{N_s S_1}{S_N} \quad (1)$$

where, N_s is the number of overlapping strings, S_1 is given by the transverse area of a single string and S_N denotes the transverse area covered by the overlapping strings. For Pb-Pb and p -Pb collisions, the values of S_N are taken from Ref. [12]. While calculating S_N for the pp collisions, the radius is taken to be 1.2 fm. This is a reasonable assumption due to the fact that the HBT radii measurement from pp data at the LHC gives the radius range of 0.8 - 1.6 fm [13]. The calculations from IP-Glasma model for pp collisions give a similar range of radius [14, 15] as well. However, there is a small dependency of the radius on the charged-particle multiplicity [13], which we have not taken into consideration for the sake of simplicity. To evaluate the initial value of ξ , we fit the experimental data of pp collisions at $\sqrt{s} = 200$ GeV by using the following function [16]:

$$\frac{dN_{\text{ch}}}{dp_T^2} = \frac{a}{(p_0 + p_T)^\alpha}, \quad (2)$$

where a is the normalization factor and p_0 and α are the fitting parameters given as, $p_0 = 1.982$ and $\alpha = 12.877$. In order to evaluate the interaction of strings in pp , p -A and A+A collisions, we update the parameter p_0 as

$$p_0 \rightarrow p_0 \left(\frac{\langle \frac{N_s S_1}{S_N} \rangle}{\langle \frac{N_s S_1}{S_N} \rangle_{\text{PP}}} \right)^{1/4}. \quad (3)$$

In the thermodynamic limit i.e. N_s and $S_N \rightarrow \infty$ and keeping ξ fixed, we get

$$\left\langle \frac{N_s S_1}{S_N} \right\rangle = \frac{1}{F^2(\xi)}, \quad (4)$$

where $F(\xi)$ is the color suppression factor. This is related to ξ by the relation

$$F(\xi) = \sqrt{\frac{1 - e^{-\xi}}{\xi}}. \quad (5)$$

Using Eq.(2), for pp , p -Pb and Pb-Pb collision systems at the LHC energies we obtain,

$$\frac{dN_{\text{ch}}}{dp_T^2} = \frac{a}{(p_0 \sqrt{F(\xi)}/F(\xi)_{\text{PP}} + p_T)^\alpha}. \quad (6)$$

In low energy pp collisions, we assume $\langle \frac{N_s S_1}{S_N} \rangle \sim 1$, due to low string overlap probability [17]. The initial temperature of the percolation cluster can be defined in terms of $F(\xi)$ as [18]

$$T(\xi) = \sqrt{\frac{\langle p_T^2 \rangle_1}{F(\xi)}}. \quad (7)$$

By using $T_c = 167.7 \pm 2.76$ MeV and $\xi_c \sim 1.2$, we get $\sqrt{\langle p_T^2 \rangle_1} = 207.2 \pm 3.3$ MeV, from which we can get the single string-squared average momentum, $\langle p_T^2 \rangle_1$. By using this value in Eq. 7, we can get the initial temperature for different $F(\xi)$ values.

To calculate the isothermal compressibility of different systems, we proceed as follows. From basic thermodynamics, the isothermal compressibility is given as,

$$\kappa_T = - \frac{1}{V} \left. \frac{\partial V}{\partial P} \right|_T, \quad (8)$$

where, V , P and T are volume, pressure and temperature of the system, respectively. To express this thermodynamic quantity in terms of the CSPM parameter we write,

$$\kappa_T = - \frac{1}{V} \frac{\partial V}{\partial \xi} \frac{\partial \xi}{\partial P} \Rightarrow \kappa_T = - \frac{1}{V} \frac{\partial V}{\partial \xi} \frac{1}{\frac{\partial P}{\partial \xi}} \quad (9)$$

The volume in this case can be defined as $V = S_N L$ [19], where L is the longitudinal dimension of the string (~ 1 fm). Also, pressure can be defined as, $P = (\epsilon - \Delta T^4)/3$,

where ϵ is the energy density given by Bjorken hydrodynamics and Δ is the trace anomaly [18]. The energy density is given by [20],

$$\epsilon = \frac{3}{2} \frac{dN_{ch}/dy \langle m_T \rangle}{S_N \tau_{pro}} \quad (10)$$

where m_T is the transverse mass of the particle and τ_{pro} is the parton production time, which is assumed as ~ 1 fm/c and $\tau_{pro}/\langle m_T \rangle = 2.405 \hbar$. By using these values and simplifying we finally get,

$$\kappa_T = \frac{2S_N}{0.47} \frac{1}{dN_{ch}/dy}. \quad (11)$$

Here, dN_{ch}/dy is considered to be $dN_{ch}/d\eta$ assuming a Bjorken correlation of rapidity and pseudo-rapidity. The values of $dN_{ch}/d\eta$ are taken from Refs. [21–25].

By using Eq. 11, we have computed the isothermal compressibility for different collision systems at different collision energies. Keeping in mind that the study of multiplicity dependence of isothermal compressibility is our prime focus while looking for a threshold in final state charged particle multiplicity for the formation of QGP, let us now discuss the results in the next section.

III. RESULTS AND DISCUSSION

Figure 1 shows the variation of percolation density parameter (ξ) as a function of charged particle multiplicity ($dN_{ch}/d\eta$). We clearly see ξ is strongly dependent on $dN_{ch}/d\eta$ and increases smoothly with the increase in the charged particle multiplicity. This suggests that the string percolation density is responsible for the production of final state particles. More is the density, the higher is the number of hadrons produced. We also see that for different collision systems such as pp and Pb-Pb, the evolution is not continuous, although the evolution trend is the same. This indicates that the collision system and collision species have roles to play for particle production along with final state charged-particle multiplicity. $\xi_c = 1.2$ denotes the critical value of this parameter, at which the first order phase transition is assumed to occur [10]. We observe that, beyond $dN_{ch}/d\eta \simeq 10$, the value of ξ is found to be more than the critical value, which indicates that a percolation phase transition might have occurred for these events. This can be linked to a possible QGP formation and the threshold in pseudorapidity density of charged particles is seen to be, $dN_{ch}/d\eta \simeq 10$, which is consistent with the recent findings [9, 26, 27].

In Fig. 2, we have plotted the initial percolation temperature ($T_{initial}$) as a function of final state charged particle multiplicity. As seen in the previous figure, we see a clear dependency of $T_{initial}$ on $dN_{ch}/d\eta$. For large values of charged particle multiplicity, the initial percolation temperature is high. This is a confirmation of the fact

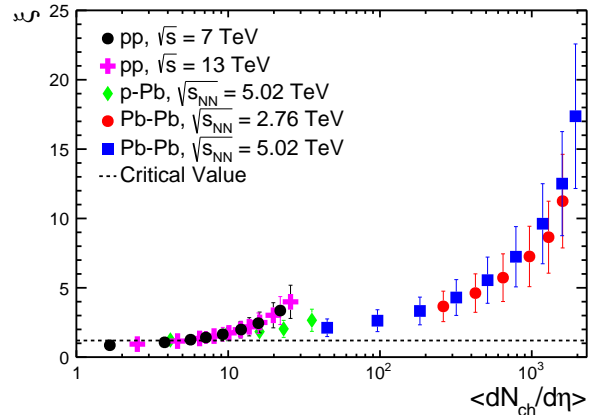


FIG. 1: (Color Online) Percolation parameter (ξ) as a function of charged particle multiplicity for pp collisions at $\sqrt{s} = 7$ and 13 TeV, p -Pb collisions at $\sqrt{s_{NN}} = 5.02$ TeV and Pb-Pb collisions at $\sqrt{s_{NN}} = 2.76$ and 5.02 TeV. The dotted line represents the critical string density after which a macroscopic cluster appears.

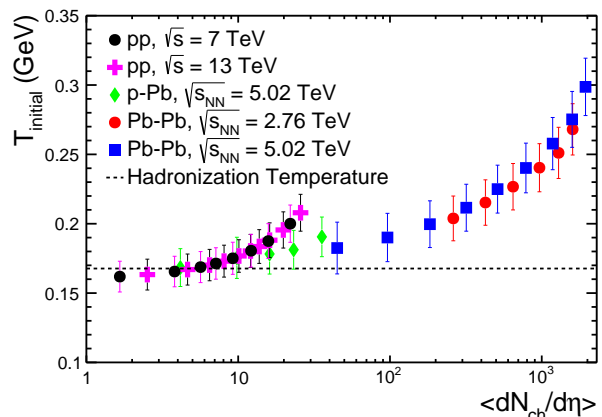


FIG. 2: (Color online) Initial temperature as a function of charged particle multiplicity for pp collisions at $\sqrt{s} = 7$ and 13 TeV, p -Pb collisions at $\sqrt{s_{NN}} = 5.02$ TeV and Pb-Pb collisions at $\sqrt{s_{NN}} = 2.76$ and 5.02 TeV. The dotted line represents the reported hadronization temperature [32].

that for large charged particle multiplicity, the initial energy density must be high, thus the initial percolation temperature will be high as well. This is also true in Bjorken's hydrodynamic picture and also from experimental measurements of initial energy density [28–31]. The dotted line represents the hadronization temperature obtained from statistical thermal model [32], which is also around the critical temperature predicted by lattice QCD calculations for a deconfinement transition [33, 34]. The initial temperature for the events with $dN_{ch}/d\eta \leq 10$ has lower values compared to the hadronization temperature,

which could be an indication of no-QGP scenario. The obtained initial temperature for most central Pb-Pb collisions is similar to the temperature obtained from the measurements of direct photon spectra by ALICE at the LHC [35].

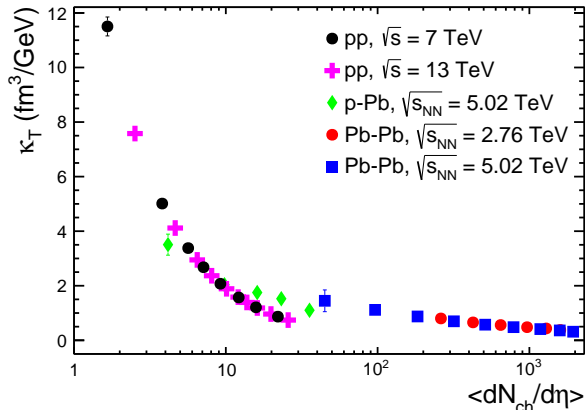


FIG. 3: (Color online) κ_T as a function of charged particle multiplicity for pp collisions at $\sqrt{s} = 7$ and 13 TeV, p -Pb collisions at $\sqrt{s_{NN}} = 5.02$ TeV and Pb-Pb collisions at $\sqrt{s_{NN}} = 2.76$ and 5.02 TeV.

By using the Eq. 11, we have estimated the isothermal compressibility for different collision systems at different collision energies. We have plotted κ_T as a function of charged particle multiplicity in Fig. 3. It is observed that κ_T decreases rapidly for low $dN_{ch}/d\eta$ and becomes very small and remains nearly constant for higher $dN_{ch}/d\eta$. This behavior of κ_T is very similar to the theoretical predictions for a hot and dense hadronic matter obtained at the RHIC and LHC [36]. For liquids, the value of isothermal compressibility is expected to be small because a unitary change in pressure causes a very small change in volume. On the contrary, for a gaseous system, the isothermal compressibility is expected to be higher. Figure 3 suggests that at highest charged particle multiplicity, the value of isothermal compressibility is lowest and close to zero. This could be related to liquid-like behavior for a QCD matter. However, the events with low charged-particle multiplicity show rapid change in the values of κ_T compared to the ones at higher charged-particle multiplicity. This could be an indication of possible change of dynamics in the system. Similar values of κ_T for high multiplicity pp , p -Pb and Pb-Pb collisions show an indication of similar dynamics and possibly similar system formation. The reported values of isothermal compressibility for water at room temperature and mercury are $\sim 6.62 \times 10^{42} \text{ fm}^3/\text{GeV}$ [37] and $\sim 5.33 \times 10^{41} \text{ fm}^3/\text{GeV}$ [38], respectively, which are very high compared to the value obtained for the QCD matter for the most central Pb-Pb collisions. This is an indication of QGP being a closest perfect fluid found in nature. This measurement nicely complements the measurements of lowest shear viscosity

to entropy density ratio for a possible QGP medium [1–4]. In addition, this is also supported by similar estimations using CSPM approach [14].

IV. SUMMARY

In summary,

1. From the study of isothermal compressibility of QCD matter, the value of κ_T for Quark Gluon Plasma is found to be very less compared with water and mercury. This is an indication of QGP being a closest perfect fluid found in nature.
2. The current measurement of isothermal compressibility complements the measurements of lowest shear viscosity to entropy ratio for a possible QGP medium.
3. The obtained initial temperature from CSPM for most central Pb-Pb collisions is similar to the temperature obtained from the measurements of direct photon spectra by ALICE at the LHC.
4. Similar values of κ_T for high multiplicity pp , p -Pb and Pb-Pb collisions show an indication of similar dynamics and possibly similar medium formation.
5. A threshold in pseudorapidity density of charged particles is found to be $dN_{ch}/d\eta \simeq 10$ for a possible QGP formation at the LHC energies.

The observations made in this work are of paramount importance in view of the search for QGP droplets in high-multiplicity pp collisions at the LHC energies.

V. ACKNOWLEDGEMENT

The authors acknowledge the financial supports from ALICE Project no. SR/MF/PS-01/2014-IITI(G) of Department of Science & Technology, Government of India. R. S. acknowledges the financial supports from DAE-BRNS Project No. 58/14/29/2019-BRNS. SKT acknowledges the financial supports from CRS project numbers-1-5748317158 and 1-5730324531, funded by the All India Council for Technical Education (AICTE), Government of India. The authors acknowledge the initial discussions with Dr. P. Sahoo and Dr. A. N. Mishra. ST acknowledges the discussions with Dr. A. K. Pandey.

-
- [1] P. Kovtun, D. T. Son and A. O. Starinets, *Phys. Rev. Lett.* **94**, 111601 (2005).
- [2] T. S. Biro and E. Molnar, *Phys. Rev. C* **85**, 024905 (2012).
- [3] S. Plumari and V. Greco, *AIP Conf. Proc.* **1422**, 56 (2012).
- [4] J. Adam *et al.* [STAR Collaboration], *Nucl. Phys. A* **757**, 102 (2005).
- [5] M. Mukherjee, S. Basu, A. Chatterjee, S. Chatterjee, S. P. Adhya, S. Thakur and T. K. Nayak, *Phys. Lett. B* **784** (2018) 1.
- [6] J. Adam *et al.* [ALICE Collaboration], *Nature Phys.* **13**, 535 (2017).
- [7] V. Khachatryan *et al.* [CMS Collaboration], *Phys. Lett. B* **765**, 193 (2017).
- [8] J. D. Bjorken, S. J. Brodsky and A. Scharff Goldhaber, *Phys. Lett. B* **726**, 344 (2013).
- [9] R. Sahoo, *AAPPS Bull.* **29** (2019), 16.
- [10] M. A. Braun, J. Dias de Deus, A. S. Hirsch, C. Pajares, R. P. Scharenberg and B. K. Srivastava, *Phys. Rept.* **599**, 1 (2015).
- [11] A. Khuntia, S. K. Tiwari, P. Sharma, R. Sahoo and T. K. Nayak, *Phys. Rev. C* **100**, 014910 (2019).
- [12] C. Loizides, J. Kamin and D. d'Enterria, *Phys. Rev. C* **97**, 054910 (2018) Erratum: [*Phys. Rev. C* **99**, 019901 (2019)].
- [13] K. Aamodt *et al.* [ALICE Collaboration], *Phys. Rev. D* **84**, 112004 (2011)
- [14] A. S. Hirsch, C. Pajares, R. P. Scharenberg and B. K. Srivastava, *Phys. Rev. D* **100**, 114040 (2019).
- [15] A. Bzdak, B. Schenke, P. Tribedy and R. Venugopalan, *Phys. Rev. C* **87**, 064906 (2013).
- [16] B. K. Srivastava, *Nucl. Phys. A* **862-863**, 132 (2011).
- [17] T. Tarnowsky, R. Scharenberg and B. Srivastava, *Int. J. Mod. Phys. E* **16**, 1859 (2007).
- [18] P. Sahoo, S. K. Tiwari, S. De, R. Sahoo, R. P. Scharenberg and B. K. Srivastava, *Mod. Phys. Lett. A* **34**, 1950034 (2019).
- [19] P. Sahoo, R. Sahoo and S. K. Tiwari, *Phys. Rev. D* **100**, 051503 (2019).
- [20] P. Sahoo, S. De, S. K. Tiwari and R. Sahoo, *Eur. Phys. J. A* **54**, 136 (2018).
- [21] S. Acharya *et al.* [ALICE Collaboration], arXiv:1910.14397 [nucl-ex].
- [22] S. Acharya *et al.* [ALICE Collaboration], *Phys. Rev. C* **99**, 024906 (2019).
- [23] B. Abelev *et al.* [ALICE Collaboration], *Phys. Rev. C* **88**, 044910 (2013).
- [24] S. Acharya *et al.* [ALICE Collaboration], arXiv:1910.07678 [nucl-ex].
- [25] S. Acharya *et al.* [ALICE Collaboration], *Phys. Lett. B* **800**, 135043 (2019).
- [26] N. Sharma, J. Cleymans, B. Hippolyte and M. Paradza, *Phys. Rev. C* **99**, 044914 (2019).
- [27] D. Sahu, S. Tripathy, G. S. Pradhan and R. Sahoo, arXiv:1909.05788 [hep-ph]. *Phys. Rev. C* (2020).
- [28] J. D. Bjorken, *Phys. Rev. D* **27**, 140 (1983).
- [29] S. S. Adler *et al.* [PHENIX Collaboration], *Phys. Rev. C* **71**, 034908 (2005), Erratum: [*Phys. Rev. C* **71**, 049901 (2005)].
- [30] J. Adams *et al.* [STAR Collaboration], *Phys. Rev. C* **70**, 054907 (2004).
- [31] J. Adam *et al.* [ALICE Collaboration], *Phys. Rev. C* **94**, 034903 (2016).
- [32] F. Becattini, P. Castorina, A. Milov and H. Satz, *Eur. Phys. J. C* **66**, 377 (2010).
- [33] S. Borsanyi *et al.* *J. High Energ. Phys.* **2010**, 77 (2010).
- [34] S. Borsanyi *et al.* *Phys. Lett. B* **730**, 99 (2014).
- [35] J. Adam *et al.* [ALICE Collaboration], *Phys. Lett. B* **754**, 235 (2016).
- [36] S. K. Tiwari, S. Tripathy, R. Sahoo and N. Kakati, *Eur. Phys. J. C* **78**, 938 (2018).
- [37] Rana A. Fine, Frank J. Millero, *J. Chem. Phys.* **59**, 5529 (1973).
- [38] Hugh D. Young; Roger A. Freedman, *University Physics with Modern Physics*, Addison-Wesley, pp. 356 (2012).