

Abstract In this paper, we consider the problem of large scale multi agent reinforcement learning. Firstly, we studied the representation problem of the pairwise value function to reduce the complexity of the interactions among agents. Secondly, we adopt a l2-norm trick to ensure the trivial term of the approximated value function is bounded. Thirdly, experimental results on battle game demonstrate the effectiveness of the proposed approach.

Keywords: Multi agent reinforcement learning; value function; actor-critic.

I. INTRODUCTION

Reinforcement learning combined with deep neural networks has achieved human-level or higher performances in challenging games [14][15]. In the recent past, deep learning has also proved to be an extremely valuable tool for multi agent reinforcement learning (MARL). The advances in deep reinforcement learning have led great interests in MARL to resolve complex and large scale problems.

One naive approach to train a MARL problem could be training all the agents using a centralized controller to obtain the joint action of all agents. However, the number of actions exponentially increases and each agent needs to send its local information to the central controller, which makes the problem intractable. [1] proposed a novel mean field method to deal with the large scale MARL problem by reducing the complexity of the interactions among agents. In contrast to [1], our contribution is twofold. Firstly, a represented value function approach is proposed to replace the mean value function to emphasize more helpful actions around each agent. In our experiments, this contribution is useful especially in the wild war scenario which all agents start with a random position and agent is insensitivity to mean actions of its neighbors. Secondly, we approximate the represented value function by a succinct function, which the omit term is ensured have a small bound.

The rest of the paper is organized as follows: Section 2 propose an new MARL approach. In Section 3 gives a brief review of related works. Experimental results are presented in Section 4. Finally, conclusions are drawn in Section 5.

II. REPRESENTED VALUE FUNCTION

A. Pairwise local interactions

Following [1], we factorize the Q-function using only the pairwise local interactions. Furthermore, we use a linear combination of the pairwise value functions to represent the desire value function by

$$Q^j(\mathbf{s}, \mathbf{a}) = \sum_{k \in \mathcal{N}(j)} w_{j,k} Q^j(s^j, a^j, s^k, a^k). \quad (1)$$

Where $0 \leq w_{j,k} \leq 1$, $\sum_{k \in \mathcal{N}(j)} w_{j,k} = 1$, $\mathcal{N}(j)$ is the index set of the neighboring agents of agent j with the size $N^j = |\mathcal{N}(j)|$.

If we denote $\mathbf{z}^j \triangleq (s^j, a^j)$, then

$$Q^j(\mathbf{s}, \mathbf{a}) = \sum_{k \in \mathcal{N}(j)} w_{j,k} Q^j(z^j, z^k). \quad (2)$$

Inspired by [1], we express the z^k of each neighbor k in terms of the weight sum of $z^i, i \in \mathcal{N}(j)$ and a $\delta z^{j,k}$ as:

$$z^k = z_\chi^j + \delta z^{j,k}. \quad (3)$$

where $z_\chi^j \triangleq \sum_{k \in \mathcal{N}(j)} w_{j,k} z^k$.

By Taylor's theorem, the pairwise Q -function $Q^j(z^j, z^k)$, if twice-differentiable with respect to z^k , can be expanded and expressed as

$$\begin{aligned} Q^j(\mathbf{s}, \mathbf{a}) &= \sum_{k \in \mathcal{N}(j)} w_{j,k} Q^j(z^j, z^k) \\ &= \sum_{k \in \mathcal{N}(j)} w_{j,k} \left[Q^j(z^j, z_\chi^j) + \nabla_{z_\chi^j} Q^j(z^j, z_\chi^j) \delta z^{j,k} \right. \\ &\quad \left. + \frac{1}{2} \delta z^{j,k} \nabla_{\tilde{z}^{j,k}}^2 Q^j(z^j, \tilde{z}_\chi^{j,k}) \delta z^{j,k} \right]. \end{aligned} \quad (4)$$

For the first term, we have

$$\sum_{k \in \mathcal{N}(j)} w_{j,k} Q^j(z^j, z_\chi^j) = Q^j(z^j, z_\chi^j). \quad (5)$$

For the second term,

$$\begin{aligned} \sum_{k \in \mathcal{N}(j)} w_{j,k} \nabla_{z_\chi^j} Q^j(z^j, z_\chi^j) \delta z^{j,k} &= \nabla_{z_\chi^j} Q^j(z^j, z_\chi^j) \left[\sum_{k \in \mathcal{N}(j)} w_{j,k} z_\chi^j - \sum_{k \in \mathcal{N}(j)} w_{j,k} z^k \right] \\ &= \nabla_{z_\chi^j} Q^j(z^j, z_\chi^j) [z_\chi^j - z_\chi^j] = 0. \end{aligned} \quad (6)$$

where $\tilde{z}_\chi^{j,k} = z_\chi^j + \epsilon^{j,k} \delta z^{j,k}$, $\epsilon^{j,k} \in [0,1]$.

Importantly, l2-norm operation for $s^j, a^j, \sum_{k \in \mathcal{N}(j)} w_{j,k} s^k, \sum_{k \in \mathcal{N}(j)} w_{j,k} a^k$ (denote as $\underline{s}^j, \underline{a}^j, \underline{\sum_{k \in \mathcal{N}(j)} w_{j,k} s^k}, \underline{\sum_{k \in \mathcal{N}(j)} w_{j,k} a^k}$), $\|\underline{\sum_{k \in \mathcal{N}(j)} w_{j,k} s^k}\| = 1, \|\underline{\sum_{k \in \mathcal{N}(j)} w_{j,k} a^k}\| = 1, \|\underline{s}^j\| = 1, \|\underline{a}^j\| =$

1) can ensure $\sum_{k \in \mathcal{N}(j)} w_{j,k} \frac{1}{2} \delta z^{j,k} \nabla_{\tilde{z}^{j,k}}^2 Q^j(z^j, \tilde{z}_\chi^{j,k}) \delta z^{j,k}$ is bounded within a symmetric interval $[-4M, 4M]$ under the mild condition of the Q -function $Q^j(z^j, z^k)$ being M -smooth.

Thus, with sharing representation weights, the value function of agent j is approximated by

$$Q^j(\mathbf{s}, \mathbf{a}) \approx Q^j\left(\underline{s}^j, \underline{a}^j, \underline{\sum_{k \in \mathcal{N}(j)} w_{j,k} s^k}, \underline{\sum_{k \in \mathcal{N}(j)} w_{j,k} a^k}\right). \quad (7)$$

B. Implementation

Following [1], for off-policy learning, we exploit standard Q-learning [5] for discrete action spaces, which we call RFQ (represented value function for Q-learning). Agent j is trained by

minimizing the loss function

$$\mathcal{L}(\phi^j) = (y^j - Q_{\phi^j}(\underline{s}^j, \underline{a}^j, \sum_{k \in \mathcal{N}(j)} w_{j,k} s^k, \sum_{k \in \mathcal{N}(j)} w_{j,k} a^k))^2. \quad (8)$$

where $y^j = r^j + \gamma v_{\phi^j}(s')$ is the target mean field value calculated with the weights ϕ^j . Differentiating $\mathcal{L}(\phi^j)$ gives

$$\begin{aligned} & \nabla_{\phi^j} \mathcal{L}(\phi^j) \\ &= (y^j - Q_{\phi^j}(\underline{s}^j, \underline{a}^j, \sum_{k \in \mathcal{N}(j)} w_{j,k} s^k, \sum_{k \in \mathcal{N}(j)} w_{j,k} a^k)) \nabla_{\phi^j} Q_{\phi^j}(\underline{s}^j, \underline{a}^j, \sum_{k \in \mathcal{N}(j)} w_{j,k} s^k, \sum_{k \in \mathcal{N}(j)} w_{j,k} a^k). \end{aligned} \quad (9)$$

The new Boltzmann policy is then determined for each j that

$$\pi_t^j \left(a^j \middle| \underline{s}^j, \underline{a}^j, \sum_{k \in \mathcal{N}(j)} w_{j,k} s^k, \sum_{k \in \mathcal{N}(j)} w_{j,k} a^k \right) = \frac{\exp(-\beta Q_t^j(\underline{s}^j, \underline{a}^j, \sum_{k \in \mathcal{N}(j)} w_{j,k} s^k, \sum_{k \in \mathcal{N}(j)} w_{j,k} a^k))}{\sum \exp(-\beta Q_{\phi^j}(\underline{s}^j, \underline{a}^j, \sum_{k \in \mathcal{N}(j)} w_{j,k} s^k, \sum_{k \in \mathcal{N}(j)} w_{j,k} a^k))}. \quad (10)$$

Following [1], instead of setting up Boltzmann policy using the Q-function as in RFQ, we can explicitly model the policy by neural networks with the weights θ , which leads to the on-policy actor-critic method [4] that we call RFAC. The policy network π_{θ^j} is trained by the sampled policy gradient

$$\nabla_{\theta^j} \mathcal{J}(\theta^j) \approx \nabla_{\theta^j} \log \pi_{\theta^j}(s) Q_{\phi^j}(\underline{s}^j, \underline{a}^j, \sum_{k \in \mathcal{N}(j)} w_{j,k} s^k, \sum_{k \in \mathcal{N}(j)} w_{j,k} a^k) |_{a=\pi_{\theta^j}(s)}. \quad (11)$$

During the training of MF-AC, one needs to alternatively update ϕ and θ until convergence.

The representation weights w can be defined in various way. In this paper, we adopt the GAT method [6] to compute the weights.

III. RELATED WORK

Literature in MARL has argued for a centralized training decentralized execution scheme, e.g., MADDPG [10], BICNET[11] and COMA[12]. Naturally, such a scheme is not scalable as the input size of the critic network grows. As the number of agents grows larger, the above methods are no longer feasible. Another scheme is to approximate the policies of all the agents using meta-learning [13], which is also infeasible when facing a large number of agents. The work in [1] proposed a mean field based approach that take the mean actions of neighbors of each agent into consideration, which can deal with the MARL problem with a large number of agents.

We notice that the work in [7](MAAC) is closest to our work, where the authors use centrally computed critics that share an attention mechanism which selects relevant information for each agent. Our work is inspired by work in [1] which each agent takes its neighbor's actions into primary consideration. Furthermore, the proposed approach aims to solve the MARL problem with hundreds of agents. The work in [8] utilize a graph convolutional approach [9] to extract features of samples, while our work also utilize the graph convolutional approach to compute the representation weights.

IV. EXPERIMENT RESULTS

In this section, we analyze and evaluate our algorithms in the Open-source MAgent system

[2], which is a mixed cooperative-competitive battle game with two armies fighting against each other in a grid world, each empowered by a different multi agent reinforcement learning (MARL) algorithm.

A. Environment

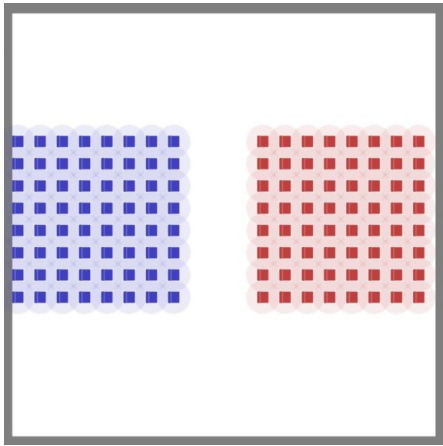
For fair comparison, we adopt the default settings for training Battle game in all experiments (same with [1]): -0.005 for every move, 0.2 for attacking an enemy, 5 for killing an enemy, -0.1 for attacking an empty grid, -0.1 for being attacked or killed, 64 homogeneous agents for each army, 400 iterations for each round and 2000 rounds self-plays without any knowledge of other MARL algorithms. Following [2], the goal of each army is to get more rewards for training and destroy all the opponents in testing (that's why we do not change the default reward settings to encourage attack).

B. Model Settings


Our RFQ and RFAC are compared against the baselines that are proved successful on the MAgent platform. We focus on the battles between the proposed algorithms and the mean field methods (MFQ, MFAC) [1], independent Q-learning (IL) and advantageous actor critic (AC). Following [1], we exclude MADDPG/MAAC as baselines, as they cannot deal with the varying number of agents for the battle. Also, [1] demonstrated that MAAC tends to scale poorly and fail when the agent number is in hundreds.

C. Results and Discussion

Following all parameter settings in [1], we train all six models in the default battle scenario. For testing, we use them for comparative games in two scenarios, which are the default battle scenario and the wild war scenario. The unique difference between them is that agents start with two divided camps in the default battle scenario and agents start with a random position in the wild war scenario, as shown in Fig. 1. Training in the default battle scenario and testing in both the default battle scenario and the wild war scenario can test the generalization ability of models. Some game silhouettes are shown in Fig. 2.

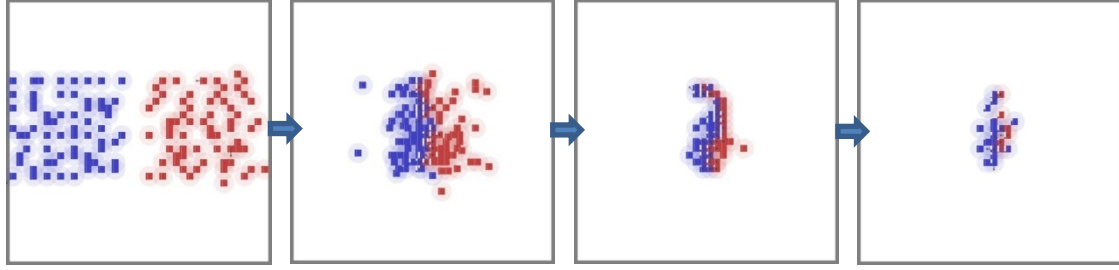


(a) Start with two divided camps (Battle scenario).

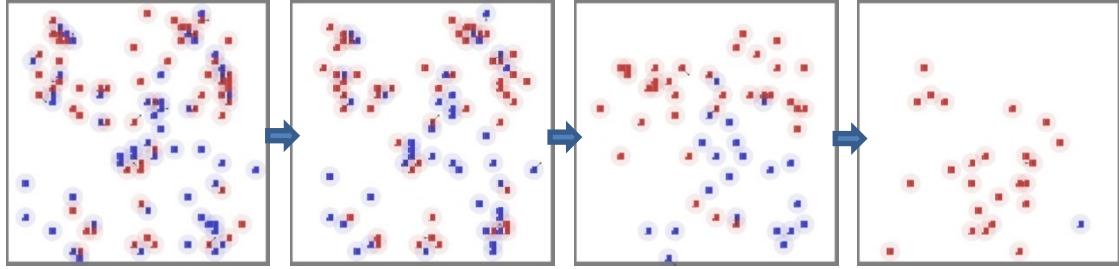


(b) Start with random positions (Wild war scenario).

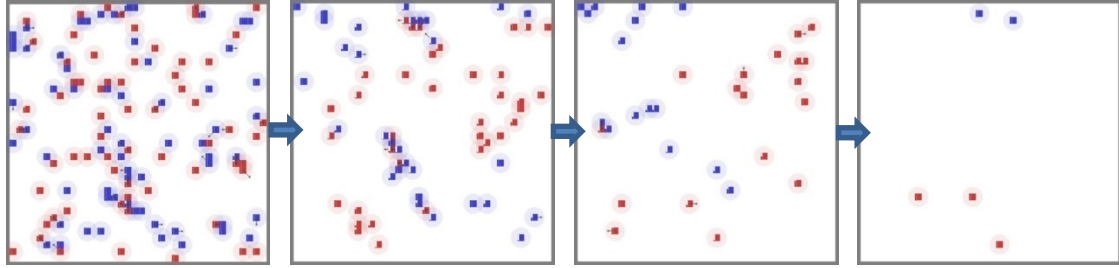
Fig. 1 First frame of the Battle scenario and the Wild war scenario.



(a)Progress of a game in the Battle scenario. (RFAC vs MFAC)



(b)Progress of a game in the Wild war scenario. (RFAC vs MFAC)



(c)Progress of a game in the Wild war scenario. (RFAC vs RFAC)

Fig. 2 Progress of some games.

In training phase, each algorithm is trained three times independently. After training, 18 models are created as 18 independent players (IL_A, IL_B, IL_C, MFQ_A, MFQ_B, MFQ_C, RFQ_A, RFQ_B, RFQ_C, AC_A, AC_B, AC_C, MFAC_A, MFAC_B, MFAC_C, RFAC_A, RFAC_B, RFAC_C). In testing phase, skill levels of all players are estimated by calculating Elo scores (adapted from chess [3]) based on outcomes of battle or wild war. For each testing game, we randomly select two players among the 18 players to play.

For battle scenario, we played about 136,000 games in total. The result demonstrate that actor-critic MARL algorithms outperform Q-learning MARL algorithms, as result shown in Tab. 1. The proposed RFAC algorithm performs well while the proposed RFQ algorithm has a general performance in battle scenario.

As shown in Tab. 2, the proposed RFQ algorithm and MFAC nearly went to deuce, however, the actor-critic MARL algorithms swept RFQ. As shown in Tab. 3, the proposed RFAC algorithm has a good performance when fight with the other algorithms.

Tab. 1 Testing result in Battle scenario

Rank	Players	Elo scores	Players	Kills/Be-killed ratio	Kills	Players	Winrate	Played games	Draws
1	RFAC_C	1720.91	RFAC_C	1.3362	927,015	RFAC_C	75.08%	15,062	54
2	RFAC_A	1706.36	RFAC_A	1.3316	930,819	RFAC_A	74.74%	15,130	53
3	AC_A	1650.09	RFAC_B	1.3307	928,920	RFAC_B	74.41%	15,105	72
4	AC_B	1642.14	AC_A	1.2699	917,830	AC_B	72.16%	15,189	126
5	MFAC_B	1640.15	AC_B	1.2667	913,396	AC_A	72.03%	15,258	120
6	MFAC_C	1637.71	AC_C	1.2635	921,287	AC_C	71.36%	15,342	120
7	RFAC_B	1616.80	MFAC_A	1.2408	911,124	MFAC_C	69.29%	15,287	204
8	AC_C	1591.63	MFAC_C	1.2384	924,616	MFAC_A	69.14%	15,066	207
9	MFAC_A	1572.06	MFAC_B	1.2366	922,698	MFAC_B	68.78%	15,254	219
10	MFQ_C	1234.99	RFQ_C	0.8153	736,159	MFQ_C	36.09%	14,931	72
11	MFQ_A	1217.33	RFQ_B	0.8147	738,367	MFQ_B	35.73%	15,201	88
12	MFQ_B	1199.96	RFQ_A	0.8131	728,077	MFQ_A	35.10%	15,156	87
13	RFQ_A	1159.45	MFQ_C	0.7836	646,796	RFQ_C	25.62%	15,190	64
14	IL_A	1148.05	MFQ_B	0.7787	655,983	RFQ_B	25.50%	15,265	74
15	RFQ_B	1126.04	MFQ_A	0.7759	651,414	RFQ_A	25.38%	15,061	71
16	IL_B	1121.24	IL_C	0.7177	639,727	IL_C	21.08%	15,281	62
17	IL_C	1120.04	IL_B	0.7159	625,719	IL_A	21.05%	15,185	63
18	RFQ_C	1095.06	IL_A	0.7158	633,811	IL_B	21.01%	14,985	66

Tab. 2 Wins contrast when RFQ fight against IL,MFQ,AC,MFAC and RFAC.

Belligerents	IL(A+B+C)	MFQ(A+B+C)	AC(A+B+C)	MFAC(A+B+C)	RFAC(A+B+C)
RFQ(A+B+C)	4887:2889	3983:3941	1 : 8105	1 : 8056	0 : 7972

Tab. 3 Wins contrast when RFAC fight against IL,MFQ,RFQ,AC and MFAC.

Belligerents	IL(A+B+C)	MFQ(A+B+C)	RFQ(A+B+C)	AC(A+B+C)	MFAC(A+B+C)
RFAC(A+B+C)	8000 : 0	5420 : 2465	7972 : 0	4295:3765	5625:2493

For wild war scenario, we played about 100,000 games in total. The result is shown in Tab. 4. It is evident that on all the metrics the proposed RFAC largely outperforms the corresponding baselines, i.e. IL, MFQ, AC and MFAC respectively. The proposed RFQ algorithm largely outperforms IL and MFQ, respectively. The mean filed approach performs not good in the wild war scenario which is insensitivity to mean actions.

Tab. 4 Testing result in Wild war scenario

Rank	Players	Elo scores	Players	Kill/Be-killed ratio	Kills	Players	Winrate	Played games	Draws
1	RFAC_C	2953.19	RFAC_C	1.9931	763,071	RFAC_C	93.93%	12,109	12
2	RFAC_B	2929.04	RFAC_B	1.9886	754,882	RFAC_B	93.92%	11,981	10
3	RFAC_A	2820.07	RFAC_A	1.9832	748,070	RFAC_A	93.72%	11,875	12
4	RFQ_B	1822.49	RFQ_C	1.1245	655,094	RFQ_C	69.78%	11,994	155
5	RFQ_A	1822.09	RFQ_B	1.1238	652,306	RFQ_B	69.56%	11,946	166
6	RFQ_C	1736.07	AC_C	1.1215	533,157	RFQ_A	68.65%	11,987	154
7	AC_A	1619.43	AC_A	1.1199	531,259	AC_C	58.16%	11,784	264
8	AC_C	1617.97	RFQ_A	1.1124	651,599	AC_A	57.80%	11,733	242
9	AC_B	1575.58	AC_B	1.1119	531,079	AC_B	56.71%	11,715	257
10	MFAC_B	1446.66	MFAC_A	1.0100	502,233	MFAC_C	46.31%	11,844	232
11	MFAC_A	1426.28	MFAC_C	1.0100	498,845	MFAC_A	45.98%	11,965	235
12	MFAC_C	1372.44	MFAC_B	1.0041	487,220	MFAC_B	45.75%	11,602	209
13	IL_A	638.80	IL_B	0.6434	422,307	IL_A	22.71%	11,680	57
14	IL_C	629.33	IL_C	0.6433	423,934	IL_B	22.55%	11,787	55
15	IL_B	556.73	IL_A	0.6432	418,409	IL_C	22.54%	11,835	64
16	MFQ_B	132.83	MFQ_B	0.5287	304,149	MFQ_B	6.79%	11,874	20
17	MFQ_A	80.80	MFQ_C	0.5247	300,540	MFQ_C	6.58%	11,802	19
18	MFQ_C	20.22	MFQ_A	0.5234	298,666	MFQ_A	6.52%	11,803	25

As shown in Tab. 5, the proposed RFQ algorithm outperforms all the other algorithms except RFAC. As shown in Tab. 6, the proposed RFAC algorithm has far superior forces with contrast to the other algorithms.

Tab. 5 Wins contrast when RFQ fight against IL,MFQ,AC,MFAC and RFAC

Belligerents	IL(A+B+C)	MFQ(A+B+C)	AC(A+B+C)	MFAC(A+B+C)	RFAC(A+B+C)
RFQ(A+B+C)	6335:5	6217:7	4545:1576	5714:461	0:6398

Tab. 6 Wins contrast when RFAC fight against IL,MFQ,RFQ,AC and MFAC.

Belligerents	IL(A+B+C)	MFQ(A+B+C)	RFQ(A+B+C)	AC(A+B+C)	MFAC(A+B+C)
RFAC(A+B+C)	6301:0	6314:0	6398:0	6186:0	6380:0

The win-table among all the 18 players of the two scenarios is shown in Fig. 3, we can find that the actor-critic algorithms always have a good performance. Furthermore, the proposed

algorithms have better performance in the wild war scenario.

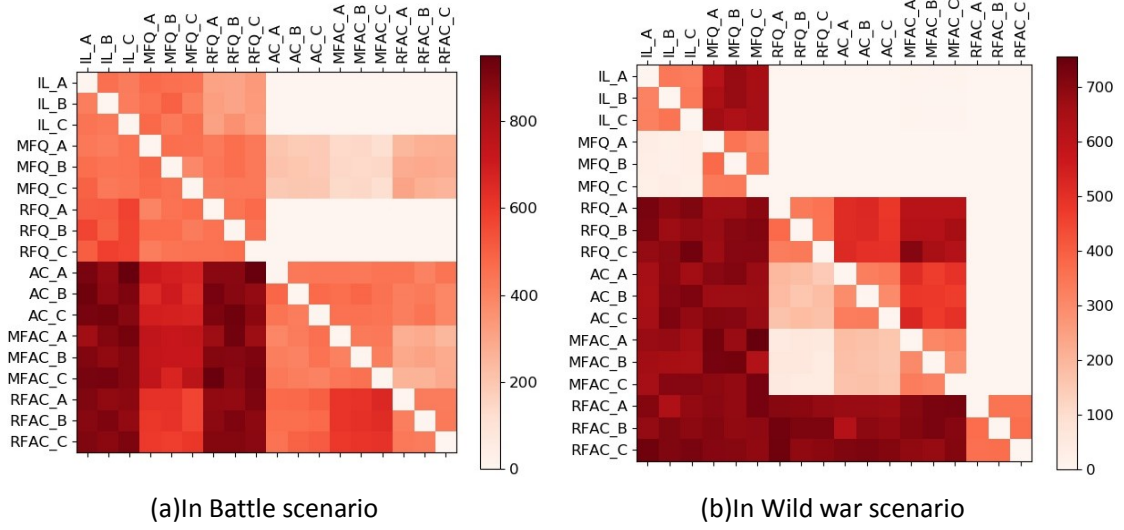


Fig. 3 Win-table with all the belligerents. The line of the win-table means the number of wins of all the games between the corresponding player and the other players(17 players), respectively.

V. CONCLUSION AND FUTURE WORK

In this paper, we proposed a novel method for large scale MARL problem, which named RFQ and RFAC. Firstly, we studied the weight norm of the value function. Secondly, we ensured the approximated value function's trivial term is bounded. Thirdly, the proposed algorithms for battle game have a good performance especially on the wild war scenario, which shows the robustness of the proposed algorithms. More approaches to compute the representation weights and more applications will to be investigated in our future work. The code of this paper will release soon.

REFERENCES

- [1] Yang Y, Luo R, Li M, et al. Mean field multi-agent reinforcement learning[J]. arXiv preprint arXiv:1802.05438, 2018.
- [2] Zheng L, Yang J, Cai H, et al. MAgent: A many-agent reinforcement learning platform for artificial collective intelligence[C]//Thirty-Second AAAI Conference on Artificial Intelligence. 2018.
- [3] Arpad E Elo. The Rating of Chessplayers, Past and Present. Arco Pub., 1978.
- [4] Konda, V. R. and Tsitsiklis, J. N. Actor-critic algorithms. In Solla, S. A., Leen, T. K., and Müller, K. (eds.), Advances in Neural Information Processing Systems 12, pp. 1008–1014. MIT Press, 2000.
- [5] Watkins, C. J. and Dayan, P. Q-learning. Machine learning, 8(3-4):279–292, 1992.
- [6] Veličković P, Cucurull G, Casanova A, et al. Graph attention networks[J]. arXiv preprint arXiv:1710.10903, 2017.
- [7] Iqbal S, Sha F. Actor-attention-critic for multi-agent reinforcement learning[J]. arXiv preprint arXiv:1810.02912, 2018.
- [8] Khan A, Tolstaya E, Ribeiro A, et al. {Graph Policy Gradients for Large Scale Robot Control[J]. arXiv preprint arXiv:1907.03822, 2019.

- [9] F. Gama, J. Bruna, and A. Ribeiro. Stability properties of graph neural networks. arXiv preprint arXiv:1905.04497, 2019.
- [10] Lowe, R., Wu, Y., Tamar, A., Harb, J., Abbeel, O. P., and Mordatch, I. Multi-agent actor-critic for mixed cooperative-competitive environments. In NIPS, pp. 6382–6393, 2017a.
- [11] Peng, P., Yuan, Q., Wen, Y., Yang, Y., Tang, Z., Long, H., and Wang, J. Multiagent bidirectionally-coordinated nets for learning to play starcraft combat games. CoRR, abs/1703.10069, 2017.
- [12] Foerster, J. N., Farquhar, G., Afouras, T., Nardelli, N., and Whiteson, S. Counterfactual multi-agent policy gradients. In McIlraith & Weinberger (2018).
- [13] E. Parisotto, S. Ghosh, S. B. Yalamanchi, V. Chinnabireddy, Y. Wu, and R. Salakhutdinov. Concurrent meta reinforcement learning. arXiv preprint arXiv:1903.02710, 2019.
- [14] David Silver, Aja Huang, Chris J Maddison, Arthur Guez, Laurent Sifre, George Van Den Driessche, Julian Schrittwieser, Ioannis Antonoglou, Veda Panneershelvam, Marc Lanctot, et al. Mastering the game of go with deep neural networks and tree search. *Nature*, 529(7587):484, 2016.
- [15] David Silver, Julian Schrittwieser, Karen Simonyan, Ioannis Antonoglou, Aja Huang, Arthur Guez, Thomas Hubert, Lucas Baker, Matthew Lai, Adrian Bolton, et al. Mastering the game of go without human knowledge. *Nature*, 550(7676):354, 2017.