

Multi-transversals for Triangles and the Tuza's Conjecture*

Parinya Chalermsook[†] Samir Khuller[‡] Pattara Sukprasert[§] Sumedha Uniyal[¶]

Abstract

In this paper, we study a primal and dual relationship about triangles: For any graph G , let $\nu(G)$ be the maximum number of edge-disjoint triangles in G , and $\tau(G)$ be the minimum subset F of edges such that $G \setminus F$ is triangle-free. It is easy to see that $\nu(G) \leq \tau(G) \leq 3\nu(G)$, and in fact, this rather obvious inequality holds for a much more general primal-dual relation between k -hyper matching and covering in hypergraphs. Tuza conjectured in 1981 that $\tau(G) \leq 2\nu(G)$, and this question has received attention from various groups of researchers in discrete mathematics, settling various special cases such as planar graphs and generalized to bounded maximum average degree graphs, some cases of minor-free graphs, and very dense graphs. Despite these efforts, the conjecture in general graphs has remained wide open for almost four decades.

In this paper, we provide a proof of a non-trivial consequence of the conjecture; that is, for every $k \geq 2$, there exist a (multi)-set $F \subseteq E(G) : |F| \leq 2k\nu(G)$ such that each triangle in G overlaps at least k elements in F . Our result can be seen as a strengthened statement of Krivelevich's result on the fractional version of Tuza's conjecture (and we give some examples illustrating this.) The main technical ingredient of our result is a charging argument, that locally identifies edges in F based on a local view of the packing solution. This idea might be useful in further studying the primal-dual relations in general and the Tuza's conjecture in particular.

*Part of the work was done while PS was visiting Aalto University and KTH, Royal Institute of Technology, and while PS was studying at the University of Maryland.

[†]parinya.chalermsook@aalto.fi, Aalto University, Espoo, Finland

[‡]samir.khuller@northwestern.edu, Northwestern University, Evanston, USA

[§]pattara.sk127@gmail.com, Northwestern University, Evanston, USA

[¶]sumedha.p.uniyal@gmail.com, Aalto University, Espoo, Finland

Contents

1	Introduction	2
1.1	Our contributions	3
1.2	Comparisons with Fractional Transversals	4
1.3	Open problems	6
1.4	Further related work	6
2	Overview of the proof	6
2.1	The setup	6
2.2	A Warm-up: Multi-transversal of order six	9
3	Multi-transversals of order three	11
4	Multi-transversals of order two	14
4.1	Initial Charge Distribution	14
4.2	Type-1 and type-3 instances	16
4.2.1	Alternating Chains of Triangles	17
4.3	Covering everything using the remaining half credits and rotations	21
4.3.1	Proof of Lemma 25	28
A	Omitted proofs for Section 4	30
A.1	Omitted proofs for Section 4.2	30
A.1.1	Proof of Lemma 20	32
A.2	Omitted proofs for Section 4.3	59
A.2.1	Proof of Lemma 21	59
A.3	Table of notations	68
A.3.1	Table of chains notations	69

1 Introduction

The study of the relationship between primal and dual graph problems has been a cornerstone in combinatorial optimization, discrete mathematics, and design of approximation algorithms. Among the oldest such relations is perhaps the ratio between *maximum matching* (denoted by $\nu(G)$) and *minimum vertex cover* (denoted by $\tau(G)$), for which $\nu(G) \leq \tau(G) \leq 2\nu(G)$ holds for any graph G , and this inequality is tight. In special graph classes, the factor of two can be improved or even removed completely, for instance, in the famous König's theorem, we learn that $\nu(G) = \tau(G)$ for any bipartite graph G [6]. This notion of matching and covering can be generalized to any r -uniform hypergraphs, where $\nu(G)$ now denotes the cardinality of maximum hyper-matching (a collection of hyperedges that are pairwise disjoint) and $\tau(G)$ is called *transversal* of hypergraphs (a collection of vertices that hit every hyperedge). It is easy to see that the relation $\nu(G) \leq \tau(G) \leq r \cdot \nu(G)$ still holds, and in general, a factor r is tight: For instance, when $r = 3$, a natural set system of Fano plane provides a tight example where $\nu(G) = 1$ but $\tau(G) = 3$.

Knowing König's theorem, one wonders in what graph classes, the trivial relation $\tau(G) \leq r \cdot \nu(G)$ could be improved. An old conjecture, called Ryser's conjecture¹, states that $\tau(G) \leq (r - 1)\nu(G)$ holds for any r -partite hypergraphs (this conjecture can easily be seen as generalizing

¹The conjecture was first stated in a thesis of his student, J. Henderson in 1971

König's theorem to any r -uniform hypergraphs.) The conjecture remains wide open for $r \geq 4$ (the $r = 3$ case was resolved [1]). Another direction that has received a lot of attention focuses on hypergraphs that are defined from specific (simple) graph structures: For any simple graph $G = (V, E)$, an r -uniform cycle hypergraph is created by having one vertex for each edge in E and a hyperedge for any r -cycle $\{e_1, e_2, \dots, e_r\}$ in G . Now the matching and covering questions turn into studying the ratio between the maximum edge-disjoint r -cycle packing and the minimum edge set that hits all cycles of length r . In particular, when $r = 3$, we are interested in the relation between the number of disjoint triangles v.s. the set of edges that hit all triangles in G . Denote these numbers by $\nu^c(G)$ and $\tau^c(G)$ respectively. Tuza conjectured in 1981 that $\tau^c(G) \leq 2\nu^c(G)$ and verified the conjecture for planar graphs [10, 11]. Tuza's conjecture has since received attention from various groups of researchers, leading to confirmations of the conjecture for many special cases such as $K_{3,3}$ -free graphs [8], graphs with maximum average degree less than 7 [9], graphs of treewidth at most 6 [2], and graphs that contain quadratic-sized edge-disjoint triangles [12, 5].

In general graphs, Haxell showed that $\tau^c(G) \leq (3 - \epsilon)\nu^c(G)$ [4], confirming at least the principles that the trivial ratio of 3 can really be improved. Haxell's result has remained the best known ratio for general graphs. Whether Tuza's conjecture holds or not has remained an intriguing open problem.

1.1 Our contributions

In this paper, we study a natural question that is a consequence of the Tuza's conjecture and discuss potential applications of our work in making progress towards resolving the conjecture. From now on, we denote $\tau^c(G)$ and $\nu^c(G)$ simply by $\tau(G)$ and $\nu(G)$ respectively.

Our work is inspired from the mathematical programming perspectives of the Tuza's conjecture. For each edge $e \in E$, we have a real variable x_e . Define $\tau^*(G)$ to be an optimal value to the following linear program:

$$\begin{aligned} \text{(LP)} \quad & \min \sum_e x_e \\ \text{s.t.} \quad & \sum_{e: e \in E(t)} x_e \geq 1 \text{ for all triangles } t \end{aligned}$$

Clearly, since the above LP is a relaxation of the covering number, we have that $\tau^*(G) \leq \tau(G)$. Observe that the Tuza's conjecture would imply the weaker inequality $\tau^*(G) \leq 2\nu(G)$, and this can be seen as a fractional variant of the Tuza's conjecture. Krivelevich [8] showed that $\tau^*(G) \leq 2\nu(G)$ (later strengthened by [3]).

Another way to phrase Krivelevich's result (without bothering about linear programs) is through the notion of multi-transversals: For some $k \in \mathbb{N}$, there exist a multi-set $F \subseteq E(G) : |F| \leq 2k\nu(G)$ such that each triangle in G contains at least k elements of F . We call such set a *multi-transversal* set of order k (or k -multi-transversal), and define $\tau_k^*(G)$ as the minimum value of $\frac{|F|}{k}$ for any k -multi-transversal set F . Observe that the existence of k -multi-transversal set F is equivalent to saying that there exists a fractional cover $z : E(G) \rightarrow \{0, 1/k, 2/k, \dots, 1\}$ that is feasible for (LP) such that $\sum_{e \in E(G)} z(e) = \frac{|F|}{k}$. We call such a feasible solution a $(1/k)$ -integral solution. Notice that, the case when $k = 1$ (the 1-multi-transversal set) is equivalent to the transversal set in the sense of Tuza's conjecture, and that $(\forall k :) \tau^*(G) \leq \tau_k^*(G) \leq \tau_1^*(G) = \tau(G)$.

It is then natural to consider the following question:

Conjecture 1 (Strong Fractional Tuza's Conjecture). *For any $k \in \mathbb{N}$ and $k \geq 2$, we have $\tau_k^*(G) \leq 2\nu(G)$ for any graph G .*

Clearly, Conjecture 1 is a consequence of the Tuza's conjecture and it implies the standard fractional version of Tuza's conjecture that was resolved by Krivelevich. Krivelevich's proof is based on induction and only implies that $\tau_k^*(G) \leq 2\nu(G)$ for some (very large) $k \in \mathbb{N}$.²

In this paper, we resolve the above question in the affirmative.

Theorem 2. *For all integer $k \geq 2$ and any graph G , $\tau_k^*(G) \leq 2\nu(G)$. Moreover, we can efficiently find the triangle packing solution and the k -multi-transversal that together achieve this bound.*

The proof of this theorem is inspired by the local search technique. Based on an optimal packing solution, we define a collection of edges in the covering solution via the local view of the packing solution. Our proofs are constructive in nature. Starting with any packing solution, we can either find a multi-transversal or improve the current packing solution. Because the packing solution can be improved at most $O(n^3)$ times, hence we get an algorithm to find the triangle packing solution and the k -multi-transversal that together achieve this bound.

We believe that the structural insights from this work would be useful in attacking the Tuza's conjecture in the future.

1.2 Comparisons with Fractional Transversals

We discuss two showcases which illustrate that our concept of multi-transversal of lower order is stronger than the standard fractional LP solution.

First we show that proving Conjecture 1 can be reduced to the cases when $k = 2$ and $k = 3$.

Proposition 3. *If $\tau_2^*(G) \leq 2\nu(G)$ and $\tau_3^*(G) \leq 2\nu(G)$, then $\tau_k^*(G) \leq 2\nu(G)$ for all $k \geq 2$.*

Proof. Consider any graph G . Let F_2 and F_3 be multi-transversal sets of orders 2 and 3 respectively, so any triangle t in G is hit by two elements of F_2 and 3 elements of F_3 . We will use (multiple copies of) F_2 and F_3 to hit every triangle in G at least k times. For even $k = 2q$, we can simply use q copies of F_2 , and this would hit each triangle $2q$ times. For odd $k > 3$, we can write $k = 2q + 3$, and so we can use q copies of F_2 together with 1 copy of F_3 . \square

Now we show that $\tau_2^*(G)$ and $\tau_3^*(G)$ are not subsumed by each other, so we would need to consider both cases.

Claim 4. *There is an infinite family of graphs G for which $\tau_2^*(G) \leq (\frac{3}{4} + o(1))\tau_3^*(G)$*

Proof. We will illustrate a family of n -vertex graphs G_n where $\tau_2^*(G_n) = \frac{n}{2}$ but $\tau_3^*(G_n) = \frac{2}{3}(1 - o(1))n$. By [7], it suffices to construct a triangle-free graph G_n where the gap exists between the fractional and integral optimal solutions of the vertex cover problem. We consider a triangle-free graph G_n where $\text{VC}(G_n) = (1 - o(1))n$ (this is just a random graph $G(n, p)$ with appropriate parameter and using the alteration steps to remove all triangles). In any graph, there is a fractional feasible cover of value $\frac{n}{2}$ (by assigning $\frac{1}{2}$ everywhere), so we have that $\tau_2^*(G) \leq \frac{n}{2}$.

Now we analyze $\tau_3^*(G)$. Consider any $\frac{1}{3}$ -integral assignment z on vertices $V(G_n)$. Partition $V(G_n)$ based on the assigned z -values into $V_0, V_{1/3}, V_{2/3}$, and V_1 . Notice that $V_0 \cup V_{1/3}$ must be an independent set, for otherwise an edge $e \in G[V_0 \cup V_{1/3}]$ would violate the covering constraint. Therefore, $|V_0 \cup V_{1/3}| = o(n)$ (since the size of any independent set in G is at most $o(n)$). This implies that the total assignment must be at least $\frac{2}{3}(1 - o(1))n$. \square

²We note that the values of τ_k^* are not monotone in k : There is an infinite family of graphs G for which $\tau_2^*(G) \leq (\frac{3}{4} + o(1))\tau_3^*(G)$, and another family of graphs G for which $\tau_3^*(G) \leq (\frac{5}{6} + o(1))\tau_2^*(G)$. See section 1.2 for more detail.

Claim 5. *There is an infinite family of graphs G for which $\tau_3^*(G) \leq \frac{5}{6}\tau_2^*(G)$.*

Proof. We show that this gap holds in the case of a complete graph on 6 vertices. In particular, $\tau_3^*(K_6) \leq 5$ but $\tau_2^*(K_6) \geq 6$. The first claim is easy, since we can simply assign $\frac{1}{3}$ on each edge, and there are 15 edges in the graph. The second claim relies on Proposition 7 to say that $\tau_2^*(K_6) \geq 6$. \square

Next, we will present evidence that $\tau_2^*(G)$ and $\tau_3^*(G)$ are stronger lower bound of $\tau(G)$ than the standard fractional bound $\tau^*(G)$.

The following proposition shows that $\tau_3^*(G)$ is strictly stronger than $\tau^*(G)$ in general.

Proposition 6. *For any graph G , $\tau(G) \leq 1.5\tau_3^*(G)$, while there exists a family of graphs G for which $\tau(G) = (2 - o(1))\tau^*(G)$.*

Proof. We prove this by turning any LP solution $\{z_e\}_{e \in E}$ that is $\frac{1}{3}$ -integral into an integral solution of cost at most $1.5(\sum_{e \in E} z_e)$. For any subset of edges $S \subseteq E$, let $z(S) := \sum_{e \in S} z_e$. First, we define $E' = \{e : z_e \geq 2/3\}$. Notice that $|E'| \leq \frac{3}{2}z(E')$. We consider the remaining edges $\tilde{E} \subseteq E - E'$ in the support of z , i.e. all edges with non-zero z value. Note that for every $e \in \tilde{E}$, we have $z_e = 1/3$, which implies $z(\tilde{E}) = |\tilde{E}|/3$. This implies that every triangle t in $G - E'$ must satisfy $|E(t) \cap \tilde{E}| = 3$. Moreover, there exists a collection of edges $E'' \subseteq \tilde{E}$ whose size is $|E''| \leq |\tilde{E}|/2$ and whose removal creates a bipartite graph; in particular, E'' hits every triangle in $G - E'$. Notice that $|E''| \leq |\tilde{E}|/2$ while $z(\tilde{E}) = |\tilde{E}|/3$, so we have $|E''| \leq \frac{3}{2}z(\tilde{E})$.

The set $E' \cup E''$ is our integral solution.

For the family of graphs G , for which $\tau(G) = (2 - o(1))\tau^*(G)$, we refer to [7]. \square

Another example illustrates that $\tau_2^*(G)$ can be stronger than $\tau^*(G)$ in complete graphs.

Proposition 7. *For any even integer n , we have that $\tau(K_n) = \tau_2^*(K_n) = n(n-2)/4 = \frac{n^2}{4}(1 - o(1))$, while $\tau^*(K_n) = \frac{1}{3}\binom{n}{2} = \frac{n^2}{6}(1 - o(1))$.*

Proof. Notice that $\tau(K_n) \leq n(n-2)/4$ because we can partition the vertex set into two equal sets of size $n/2$ and remove edges in the same set. Therefore, we have removed $\binom{n}{2} - \frac{n^2}{4} = \frac{n(n-2)}{4}$ edges.

We will now argue that $\tau_2^*(K_n) \geq n(n-2)/4$. Consider an LP solution $\{z_e\}_{e \in E(K_n)}$ that is half-integral. For any subset of edges $S \subseteq E(K_n)$, let $z(S) := \sum_{e \in S} z_e$. We will prove that the value of z is at least $n(n-2)/4$ by induction. It is easy to see that this is true for the base case of K_2 . Now consider $n \geq 4$ and graph $G = K_n$. If there is no edge in G with zero LP value, we are immediately done, since the total LP value must be at least $\frac{1}{2}\binom{n}{2}$. Otherwise, let (u, v) be such an edge with zero LP value. Consider $V' = V(G) \setminus \{u, v\}$. The induced subgraph $G[V']$ is K_{n-2} , hence by IH, we get that the total LP-value $z(E(G[V']))$ is at least $(n-2)(n-4)/4$. Now we analyze the LP-values on the edges between V' and $\{u, v\}$. For each $w \in V'$, notice that we have $z_{wu} + z_{wv} \geq 1$ since $z_{uv} = 0$ (and the triangle $\{u, v, w\}$ must be hit). Therefore, the total LP-values on the edges incident to u or v must be at least

$$\sum_{w \in V'} (z_{wu} + z_{wv}) \geq |V'| = (n-2)$$

which leads to the total of $\frac{(n-2)(n-4)}{4} + (n-2) = \frac{n(n-2)}{4}$. \square

1.3 Open problems

We propose the notion of multi-transversal of any order and show that the Tuza's conjecture holds in this relaxed setting. It is interesting to see whether our results and techniques would be useful in making further progress. Open problems that are most directly related to our work are to characterize the graph classes where $\tau_2^*(G) = \tau(G)$ or $\tau_3^*(G) = \tau(G)$. This condition would be sufficient for graph G to satisfy the Tuza's conjecture. The fractional notion may appear weak, but it has in fact been used to obtain non-trivial results of Tuza's conjecture in very dense graphs [12] (through a non-trivial use of Szemerédi regularity lemma). It is intriguing to see whether our stronger notion of fractional covering would lead to similar kind of results.

Another open problem is whether our techniques would help in improving the best known duality gap ratio, as shown by Haxell [4]. For instance, can we achieve the bound of $(3 - \epsilon)$ using our technique? Even simpler, can we prove that for every graph G , $\tau(G) \leq (1.5 - \epsilon) \max\{\tau_2^*(G), \tau_3^*(G)\}$? Combining with our result, this would imply the $(3 - \epsilon)$ bound.

1.4 Further related work

In this paper, we focus on the relation between (a stronger variant of) $\tau^*(G)$ and $\nu(G)$. Another fractional Tuza problem is the relation between $\nu^*(G)$ (the fractional packing number) and $\tau(G)$. In that case, Krivelevich also showed that $\tau(G) \leq 2\nu^*(G)$ [8], and this is known to be tight (see, [7] for a tight example.)

2 Overview of the proof

2.1 The setup

In this section, we introduce the technical terms that will be used in our proof. Let \mathcal{T} be the set of all triangles in G and $\mathcal{V} \subseteq \mathcal{T}$ be an optimal packing solution. Triangles and edges in \mathcal{V} are referred to as solution triangles and solution edges respectively. Notice that each (non-solution) triangle $t \in \mathcal{T} \setminus \mathcal{V}$ overlaps (or conflicts) with at most 3 triangles in \mathcal{V} and that if t conflicts with $\psi \in \mathcal{V}$, then $|E(t) \cap E(\psi)| = 1$.

We categorize non-solution triangles in $\mathcal{T} \setminus \mathcal{V}$.

- If t overlaps with exactly one triangle $\psi \in \mathcal{V}$, we say that t is *singly-attached*³ to ψ , and the unique edge in $E(t) \cap E(\psi)$ is called a *base-edge*. The vertex $\text{anchor}(t) := V(t) \setminus V(\psi)$ ⁴ is called the *anchoring vertex* of t .
- If t overlaps with exactly two triangles $\psi_1, \psi_2 \in \mathcal{V}$, we say that t is *doubly-attached* to these triangles.
- Otherwise, if t overlaps with three triangles in \mathcal{V} , we say that t is a *hollow triangle*.

Types of solution triangles:

For each solution triangle $\psi \in \mathcal{V}$, denote the conflict list of ψ by $\mathcal{CL}(\psi)$ which contains triangles in $\mathcal{T} - \mathcal{V}$ whose edges overlap with ψ . We naturally partition $\mathcal{CL}(\psi)$ into $\mathcal{CL}_{\text{sin}}(\psi) \cup \mathcal{CL}_{\text{dou}}(\psi) \cup$

³The notion of “attachment” we use here is motivated by the view that triangles in \mathcal{V} are the “skeleton” of the graph, and the rest of the graphs are “attachments” hanging around the skeleton.

⁴For singleton sets, we abuse notations a bit by interchangeably using e and $\{e\}$.

$CL_{hol}(\psi)$ which denote the sets of singly attached, doubly-attached, and hollow triangles overlapping with ψ .

We denote by $base(\psi)$ the set of all edges in $E(\psi)$ that are base-edges. The solution triangle ψ is said to be type- i (or $type(\psi) := i$) if $|base(\psi)| = i$. This naturally partitions the set of solution triangles \mathcal{V} into sets of type- i triangles \mathcal{V}_i for each $i \in \{0, 1, 3\}$ (next proposition implies $|\mathcal{V}_2| = 0$).

Type-1 triangles: For any type-1 triangle $\psi^1 \in \mathcal{V}_1$, we use $base(\psi^1)$ to refer to the only *base-edge* in ψ^1 and *non-base* edges to refer to edges in $E(\psi^1) \setminus base(\psi^1)$. If $CL_{sin}(\psi^1) = \{t\}$ (which can only happen for type-1 triangles), then we define $anchor(\psi^1) := anchor(t)$.

Figures' drawing convention:

In the figures, we label vertices using roman characters. We will use Δ_{abc} to refer to a triangle consisting of vertices $\{a, b, c\}$. Moreover, if we want to specify the type of the triangle, we will put it in the superscript, so Δ_{abc}^1 will be a type-1 triangle. If the type is not specified, then it can be any type, including singly-attached, doubly-attached or hollow triangle. All the solution triangles will be filled with gray color. All the solution edges are drawn in solid style and the non-solution edges are drawn using dashed style.

Proposition 8 (Structures of solution triangles). *The following properties hold:*

1. $|base(\psi)| \neq 2$ (there is no type-2 solution triangle.)
2. If ψ is type-3, then $|CL_{sin}(\psi)| = 3$ and all triangles in $CL_{sin}(\psi)$ share a common anchoring vertex. In this case, $V(\psi)$ together with such an anchoring vertex induce a K_4 .

The proofs for the proposition follow by corollaries 10 and 11.

Claim 9. *For any solution triangle ψ , if there are two triangles singly-attached to ψ , then these two attached triangles either have the same base, or the same anchoring vertex.*

Proof. Otherwise if ψ is the solution triangle and ω, ω' are the singly-attached triangles of ψ with different base edges and different anchoring vertices, then $\mathcal{V} \cup \{\omega, \omega'\} \setminus \{\psi\}$ is a better solution, contradicting the optimality of \mathcal{V} . \square

Corollary 10. *There is no type-2 solution triangle.*

Proof. By claim 9, for any solution type-2 triangle ψ , the two singly-attached triangles attached to different edges of ψ must share their anchoring vertex and there cannot be any other singly-attached triangle attached to ψ . This implies that the vertices of ψ plus the anchoring vertex induce a K_4 , hence in fact it is a type-3 triangle. \square

Corollary 11. *For any type-3 triangle in \mathcal{T} , there are exactly three attached triangles and one anchoring vertex.*

Proof. Follows directly by claim 9. \square

Common anchoring vertex for type-3:

If $\psi \in \mathcal{V}$ is a type-3 triangle, then we denote the common anchoring vertex for the $CL_{sin}(\psi)$ triangles by $anchor(\psi)$ (see Proposition 8.2).

Types of doubly-attached triangles:

After having defined the types of triangles in \mathcal{V} , each doubly-attached triangle $t \in \mathcal{T} - \mathcal{V}$ can also be given a type in a natural way, i.e., $type(t)$ is a list of types of triangles in \mathcal{V} conflicting with t ; for instance, if t is a doubly-attached triangle adjacent to solution triangles ψ_1 and ψ_2 , then $type(t) = [type(\psi_1), type(\psi_2)]$ where $type(\psi_1) \leq type(\psi_2)$ (see Figure 1). If there is no restriction on some dimension, then we put a star ($[*]$) there.

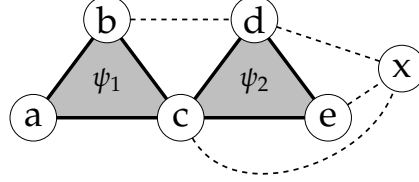


Figure 1: A doubly-attached triangle Δ_{bcd} of type-[0,3]. In this case, $\psi_1 = \Delta_{abc}^0$, $\psi_2 = \Delta_{cde}^3$.

Proposition 12 (Structures of doubly-attached triangles). *Consider any doubly attached triangle t adjacent to solution triangles $\psi_1, \psi_2 \in \mathcal{V} \setminus \mathcal{V}_0$.*

1. $type(t) \neq [3,3]$. So the type is either $[1,3]$ or $[1,1]$.
2. If $type(t) = [1,3]$ where $type(\psi_1) = 1$ and $type(\psi_2) = 3$, then (i) $base(\psi_1) \in E(t)$ OR (ii) $|CL_{sin}(\psi_1)| = 1$ where the only anchoring vertex is in $V(t)$; in this case, $base(\psi_1)$ does not contain the common vertex in $V(\psi_1) \cap V(\psi_2)$.

Proof. Let the doubly-attached triangle $t \in \mathcal{T}$ be adjacent to the two solution triangles ψ_1 and ψ_2 . Clearly, the three triangles t, ψ_1, ψ_2 share a vertex, say c .

First we argue that there is no triangle t of type $[3,3]$. Assume for contradiction that there is such a triangle. Note that:

- The anchoring vertex of ψ_1 or ψ_2 cannot be in $V(\psi_1) \cup V(\psi_2)$; otherwise, some of the attachments would have been doubly-attached, rather than singly-attached.
- Let e_1 and e_2 be edges in $E(\psi_1)$ and $E(\psi_2)$ not adjacent to c . These two edges are vertex-disjoint.

There exist two edge-disjoint singly-attached triangles $\omega_1 \ni e_1$ and $\omega_2 \ni e_2$ attached to ψ_1 and ψ_2 respectively. ω_1 and ω_2 are edge-disjoint because e_1 and e_2 are vertex-disjoint. Hence, $\mathcal{V} \cup \{\omega_1, \omega_2, t\} \setminus \{\psi_1, \psi_2\}$ is a larger set of edge disjoint triangles, which contradicts the optimality of \mathcal{V} .

Now consider the case when $type(t) = [1,3]$. WLOG, let ψ_1 be type-1. Similar to the previous case, $anchor(\psi_2)$ cannot be in $V(\psi_1) \cup V(\psi_2)$. If $base(\psi_1) \in E(t)$, then we are done. For the rest of the proof, we assume that the base $e_1 \notin E(t)$.

First, if $|CL_{sin}(\psi_1)| > 1$, then there exists a singly-attached triangle (say ω_1), such that $anchor(\omega_1) \notin V(t)$. Notice that $E(\omega_1)$ and $E(t)$ are disjoint. Since ψ_2 is type-3, there is a singly-attached triangle ω_2 whose base does not contain c . Notice that t, ω_1, ω_2 are edge-disjoint triangles (an easy way to see this is that each pair of them has at most one vertex in common). We could exchange the solution by removing $\{\psi_1, \psi_2\}$ and adding $\{t, \omega_1, \omega_2\}$. Hence, it must be that $|CL_{sin}(\psi_1)| = 1$ and that the anchoring vertex is in $V(t)$.

□

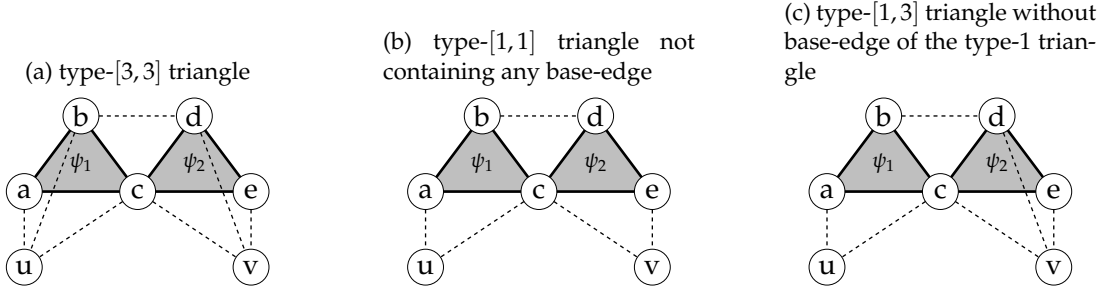


Figure 2: Three possible non-existing scenarios for doubly-attached triangles Δ_{bcd} adjacent to type-1 or type-3 triangles.

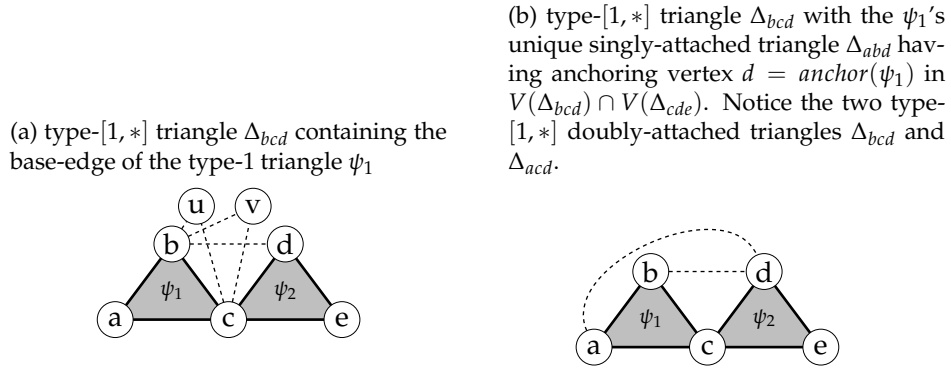


Figure 3: Two of the possible scenarios for doubly-attached triangles Δ_{bcd} of type-[1,*] adjacent to a type-1 triangle $\psi_1 = \Delta^1_{abc}$ and a type-1 or type-3 triangle $\psi_2 = \Delta_{cde}$.

2.2 A Warm-up: Multi-transversal of order six

We illustrate the essence of our techniques by showing a weaker statement, that there exists an assignment $f : E \rightarrow \mathbb{R}^+$ such that $f(e) \in \{\frac{j}{6} : j \in \{0, \dots, 6\}\}$ where $\sum_e f(e) \leq 2|\mathcal{V}|$ and for all $t \in \mathcal{T}$, $f(t) := \sum_{e \in E(t)} f(e) \geq 1$.

Our analysis is done locally in the sense that each triangle $t \in \mathcal{V}$ will have two credits and distribute these credits to the nearby edges.

Charge Distribution:

For any solution triangle ψ , the distribution of credit is done as follows.

1. If $\text{type}(\psi) = 0$, let $f(e) = \frac{2}{3}$ for all $e \in E(\psi)$. Total distribution is 2 credits.
2. If $\text{type}(\psi) = 1$, we first define $f(e) = \frac{1}{2}$ for the two non-base edges. Then there are two sub-cases.
 - (a) If $|\text{CL}_{\text{sin}}(\psi)| > 1$, we give 1 credit to the base-edge. Clearly, total credit distribution for ψ is two.
 - (b) Otherwise, let $\text{CL}_{\text{sin}}(\psi) = \{t\}$. We give $\frac{2}{3}$ credit to the base-edge and $\frac{1}{6}$ each to two other edges of t . Total credit distribution is two in this case.

3. If $type(\psi) = 3$, let $f(e) = \frac{1}{3}$ for every edge e in the K_4 -subgraph induced by $V(\psi) \cup anchor(\psi)$ (refer to Proposition 8.2). Since six edges get $\frac{1}{3}$ each, hence total credits distribution is two.

Refer to Figure 4 for illustration of this scheme.

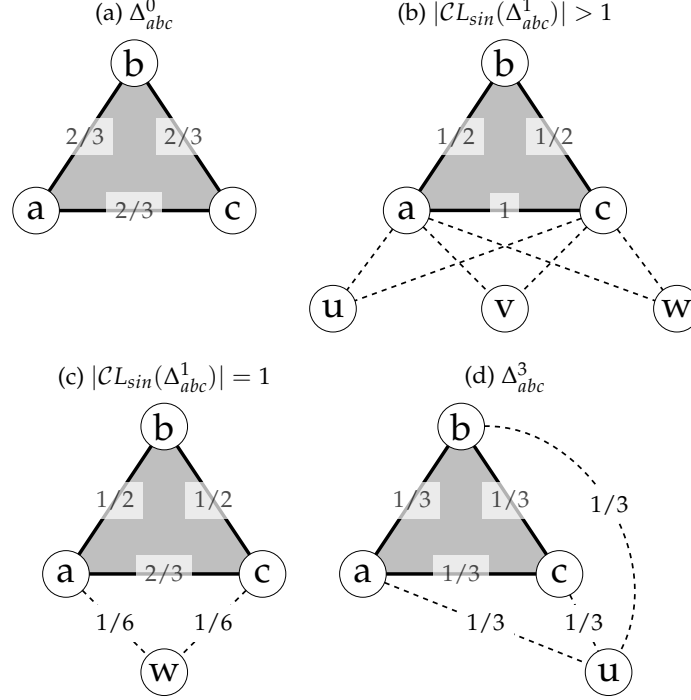


Figure 4: Fractional Charging Scheme of order six

Analysis:

It is easy to see that all solution triangles are covered. We analyze three cases of non-solution triangles.

- If t is a hollow triangle, since each solution edge has at least $\frac{1}{3}$ credit, it is obvious that t is covered.
- Now consider the case when t is a singly-attached triangle of ψ . If $type(\psi) = 3$, we are immediately done since $\frac{1}{3}$ credit would be placed on every edge in t . Otherwise, if $type(\psi) = 1$, we are also done: Either we have one credit on the base of ψ or we have $\frac{2}{3} + \frac{1}{6} + \frac{1}{6}$.
- The final case is when t is doubly-attached to $\{\psi_1, \psi_2\}$. There is only one case which is not obvious, when $type(\psi_1) = 1$ and $type(\psi_2) = 3$, in which it could be possible that two overlapping edges of t only get $\frac{1}{2} + \frac{1}{3}$ credit. From Proposition 12, one of the two scenarios must happen:
 1. $base(\psi_1) \in E(t)$, in which case we would be done since $base(\psi_1)$ has at least $\frac{2}{3}$ credits and any solution edge of type-3 has $\frac{1}{3}$ credit.
 2. The anchor of ψ_1 is a vertex in $V(t)$, in which case, we have that the edge $E(t) \setminus (E(\psi_1) \cup E(\psi_2))$ must be an edge of the unique singly-attached triangle to ψ_1 . This edge receives the credit of $\frac{1}{6}$.

3 Multi-transversals of order three

Recall that in this case we want to find the assignment $f : E \rightarrow \mathbb{R}^+$ such that $f(e) \in \{\frac{j}{3} : j \in \{0, 1, 2, 3\}\}$ where $\sum_e f(e) \leq 2|\mathcal{V}|$ and for all $t \in \mathcal{T}$, $f(t) \geq 1$. This case requires one more idea in comparison to the previous case. In particular, compared to the proof in the previous section, we need to understand the structures of type-[1, 1] doubly-attached triangles.

Proposition 13 (Structures of doubly-attached type-(1,1) triangles). *For any doubly-attached type-[1, 1] triangle t adjacent to solution triangles $\psi_1, \psi_2 \in \mathcal{V}_1$, one of the following holds (up to renaming ψ_1 and ψ_2):*

1. $\text{base}(\psi_1) \in E(t)$ (see Figure 3a).
2. $|CL_{\sin}(\psi_1)| = 1$ where the only anchoring vertex is in $V(t)$ (see Figure 3b).
3. Both $\psi_1 = \{v, u_1, w_1\}$ and $\psi_2 = \{v, u_2, w_2\}$ have exactly one singly-attached triangle each (say, ω_1 and ω_2 respectively) such that $E(\omega_1) \cap E(\omega_2) = \{(v, a)\}$ where a is a common anchoring vertex of ω_1 and ω_2 . (see Figure 5).

Proof. Recall that t is a type-[1, 1] triangle. Let ψ_1 and ψ_2 be solution triangles which t is doubly-attached to. Let e be the non-solution edge of t and $c = V(t) \cap V(\psi_1) \cap V(\psi_2)$. If $E(t)$ contains $\text{base}(\psi_1)$ or $\text{base}(\psi_2)$, then t belongs to Proposition 13.1 and we are done.

Now we assume that $\{\text{base}(\psi_1), \text{base}(\psi_2)\} \cap E(t) = \emptyset$. If $|CL_{\sin}(\psi_1)| \geq |CL_{\sin}(\psi_2)| \geq 2$, then in both cases when $\text{base}(\psi_1) \cap \text{base}(\psi_2) = \emptyset$ or $\text{base}(\psi_1) \cap \text{base}(\psi_2) = \{c\}$, there exists two singly-attached triangles ω_1, ω_2 attached to $\text{base}(\psi_1), \text{base}(\psi_2)$ respectively such that both $\text{anchor}(\omega_1) \neq \text{anchor}(\omega_2)$ and ω_1, ω_2 are edge-disjoint from t . Hence, we let $\mathcal{V}' = (\mathcal{V} \setminus \{\psi_1, \psi_2\}) \cup \{t, \omega_1, \omega_2\}$. Since \mathcal{V}' has more triangle than \mathcal{V} , which contradicts the optimality of \mathcal{V} .

Now by renaming, let us assume $|CL_{\sin}(\psi_1)| = 1$. Let ω_1 be the singly-attached triangle of ψ_1 . If $\text{anchor}(\omega_1) \in V(t)$, then t belongs to Proposition 13.2 and we are done. If not, then if $|CL_{\sin}(\psi_2)| > 1$ we have an improving swap using the an argument similar to the previous case. If $|CL_{\sin}(\psi_2)| = 1$, let ω_2 be the singly-attached triangle. If $\text{anchor}(\omega_2) \in V(t)$ then we are done by renaming. Else if $\text{base}(\psi_1) \cap \text{base}(\psi_2) = \emptyset$ or $\text{anchor}(\omega_1) \neq \text{anchor}(\omega_2)$, then still $\mathcal{V}' = (\mathcal{V} \setminus \{\psi_1, \psi_2\}) \cup \{t, \omega_1, \omega_2\}$ is an improving swap because ω_1, ω_2, t are edge disjoint since they share at most one vertex with each other. Hence the only remaining possibility is that $\text{anchor}(\omega_1) = \text{anchor}(\omega_2)$ and $\text{base}(\psi_1) \cap \text{base}(\psi_2) \neq \emptyset$, which implies t belongs to Proposition 13. 3. Hence, we conclude the proof. \square

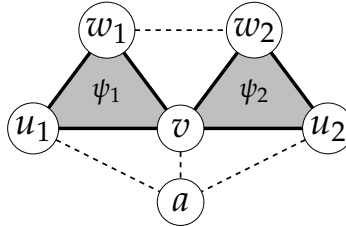


Figure 5: type-[1, 1] doubly-attached triangle $\Delta_{vw_1w_2}$ belonging to Proposition 13.3

Charge Distribution:

Starting with $f(e) = 0$ for each edge in G , for any solution triangle $\psi \in \mathcal{V}_0 \cup \mathcal{V}_3$, distribute the credits exactly the same as in the previous section (see Figure 4). The charging for type-1 triangles

is more subtle in this case (because we used $\frac{1}{2}$ credits in the previous case which we cannot use here.) We will distribute credits to type-1 triangles iteratively to make sure that all the type-[1, 1] triangles are covered.

Charging Scheme for type-1 triangles:

Let $\mathcal{V}_1^1 \subseteq \mathcal{V}_1$ be the subset of type-1 triangles having exactly one singly-attached triangle.

For $\psi \in \mathcal{V}_1 \setminus \mathcal{V}_1^1$, set $f(e) = 1$ if e is the base-edge of ψ and $f(e) = \frac{1}{3}$ for each e which is a non-base edge of ψ . We use exactly $\frac{5}{3}$ credit for each $\psi \in \mathcal{V}_1 \setminus \mathcal{V}_1^1$. See Figure 6 for the charging illustration of triangles in $\mathcal{V}_1 \setminus \mathcal{V}_1^1$.

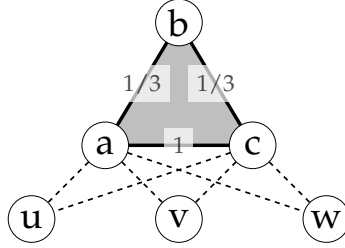


Figure 6: Order-3 Fractional Charging Scheme for type-1 triangle Δ_{abc}^1 such that $|CL_{sin}(\Delta_{abc}^1)| > 1$

Now let $\pi : \mathcal{V}_1^1 \rightarrow [|\mathcal{V}_1^1|]$ be a bijection that denotes an arbitrary permutation of \mathcal{V}_1^1 . We will distribute charge corresponding to triangles in \mathcal{V}_1^1 in this order.

For $1 \leq i \leq |\mathcal{V}_1^1|$, let $\psi_i = \pi^{-1}(i)$ be the i^{th} triangle in the permutation. Let u_i and v_i be two end points of the edge $base(\psi_i)$. Let e_{u_i} and e_{v_i} be the non-base solution edges adjacent to u_i and v_i , respectively. Similarly, let e'_{u_i} and e'_{v_i} be the non-solution edges of the unique singly-attached triangle of ψ_i adjacent to u_i and v_i , respectively.

Starting from $i = 1$, we first assign $f(base(\psi_i)) = \frac{2}{3}$. We then inspect the charge on e'_{u_i} . If $f(e'_{u_i}) = 0$, then we set $f(e'_{u_i}) = f(e_{u_i}) = \frac{1}{3}$. Otherwise, we leave $f(e'_{u_i})$ as-is and set $f(e_{u_i}) = \frac{2}{3}$. Similarly, we distribute the charge to e_{v_i} and e'_{v_i} .

We continue assigning charges for ψ_i in order until we have processed all the triangles in \mathcal{V}_1^1 for every $1 \leq i \leq |\mathcal{V}_1^1|$. See Figure 7 for illustration.

The following observation lists the properties of the charging scheme $\{f(e)\}_{e \in E}$ above.

Observation 1. *The following properties hold for the charging scheme $\{f(e)\}_{e \in E}$.*

1. For every solution edge $e \in E(\mathcal{V})$, $f(e) \geq \frac{1}{3}$.
2. For every $\psi \in \mathcal{V}_0$ and for each $e \in E(\psi)$, $f(e) = \frac{2}{3}$.
3. For every $\psi \in \mathcal{V}_1$, $f(base(\psi)) \geq \frac{2}{3}$. If $|CL_{sin}(\psi)| > 1$, then $f(base(\psi)) = 1$.
4. For every $\psi \in \mathcal{V}_1^1$, if e_1 and e_2 are the non-solution edges of the unique singly-attached triangle of ψ , then $f(e_1) = f(e_2) = \frac{1}{3}$.
5. For every $\psi \in \mathcal{V}_3$, for each edge e in the K_4 structure associated with it, $f(e) = \frac{1}{3}$.

As we assign additional 2 credits per ψ_i , it is easy to see that $\sum_e f(e) \leq 2|\mathcal{V}|$.

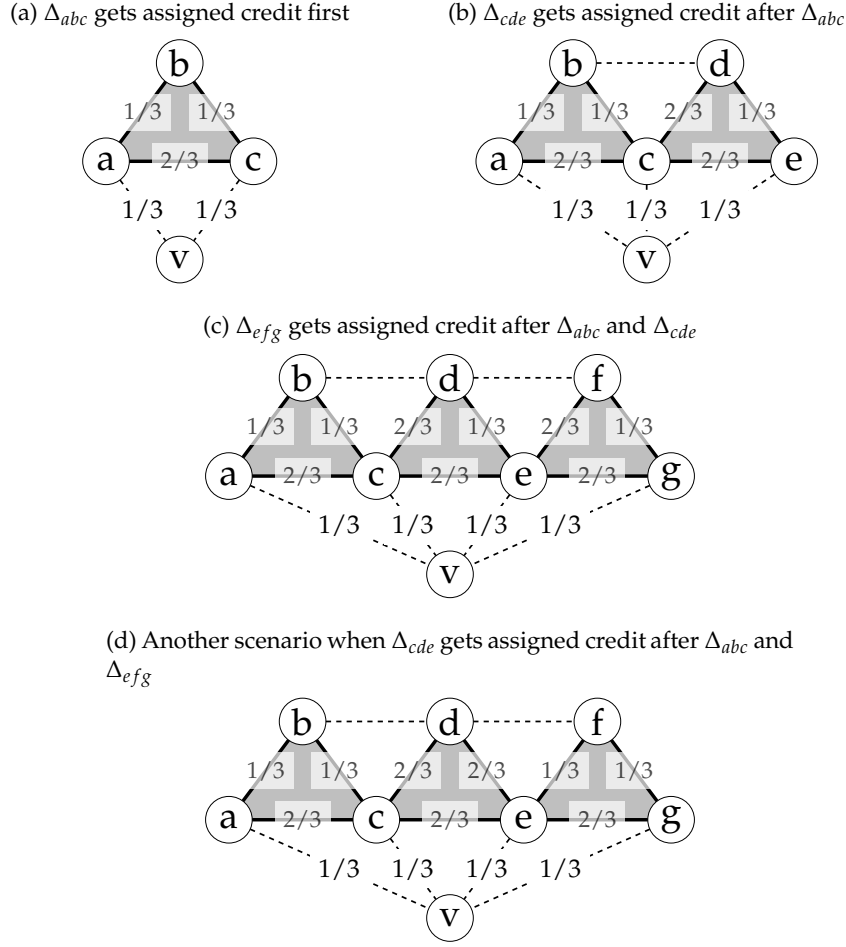


Figure 7: Credit distributions for triangles in \mathcal{V}_1^1 in different scenarios

Analysis:

It is easy to see from Observation 1 that all solution and singly-attached triangles are covered. We analyze non-solution triangles as follows.

- If t is a hollow triangle, since each solution edge has at least $\frac{1}{3}$ credit, hence it is covered.
- If t is a doubly-attached triangle of type-[0, *], by Observation 1, since the edge of t adjacent to the type-0 triangle has $\frac{2}{3}$ credit and the other solution edge has at least $\frac{1}{3}$ credit, hence it is covered.
- If t is a doubly-attached triangle of type-[1, 3], let e_t be the non-solution edge of t . By Proposition 12, it must be that (i) $E(t)$ contains a base-edge of the type-1 triangle or (ii) e_t is an edge of the unique singly-attached triangle of the type-1 triangle in \mathcal{V}_1^1 adjacent to t . In (i), t is covered by the base-edge which has at least $\frac{2}{3}$ credit and the other solution edge which has at least $\frac{1}{3}$ credit. Otherwise, in (ii) t is also covered since any solution edge has at least $\frac{1}{3}$ credit and $f(e_t) = \frac{1}{3}$.
- If t is a doubly-attached triangle of type-[1, 1], then we use Proposition 13 to argue that t is covered. If t contains any base-edge, then since $f(e) \geq \frac{2}{3}$ for any base-edge of type-1

triangles and the other solution edge in t has at least $\frac{1}{3}$ credit, hence t is covered. Otherwise, t does not have any base-edge. Let ψ_1 and ψ_2 be two solution triangles which t is adjacent to. By renaming we assume that $\pi(\psi_1) < \pi(\psi_2)$. Let e_t be the non-solution edge of t . If t falls into Proposition 13.2 case, then $f(e_t) = \frac{1}{3}$ which implies every edge of t has at least $\frac{1}{3}$ credit, hence t is covered. If t falls into the case in Proposition 13.3, since $\text{anchor}(\psi_1) = \text{anchor}(\psi_2)$, it must be that $f(E(t) \cap E(\psi_2)) = \frac{2}{3}$, hence t is covered.

4 Multi-transversals of order two

Again, this is equivalent to finding the assignment $f : E \rightarrow \mathbb{R}^+$ such that $f(e) \in \{\frac{j}{2} : j \in \{0, 1, 2\}\}$ where $\sum_e f(e) \leq 2|\mathcal{V}|$ and for all $t \in \mathcal{T}$, $f(t) \geq 1$.

We will show this result in the following three steps.

1. First, we start with an initial charge distribution shown in Section 4.1. Notice that each type-0 triangle has extra half credit remaining, which will be used later.
2. Then in Section 4.2, we will discharge credits from type-1 solution triangles, using what we call the *alternating chains structure*. After this step, all triangles in G that are not adjacent to any type-0 triangle will be covered.
3. Finally in Section 4.3, we show an iterative process to use the extra half credits of type-0 triangles along with *rotating* the configuration of credit distribution for some type-1 and type-3 triangles to cover all the triangles in G .

4.1 Initial Charge Distribution

For any solution triangle ψ , the distribution of credits is done as follows.

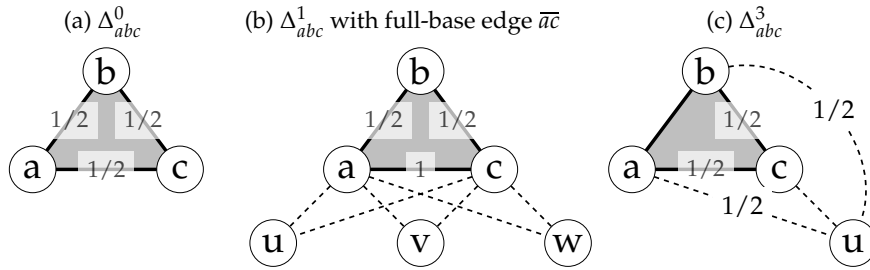


Figure 8: Initial Order-2 Fractional Charging Scheme

1. If $\text{type}(\psi) = 0$, let $f(e) = \frac{1}{2}$ for all $e \in E(\psi)$. Total distribution is 1.5 credits.
2. If $\text{type}(\psi) = 1$, let $f(e) = \frac{1}{2}$ for two non-base edges e and we give 1 credit to the base edge. Total distribution is two credits in this case as well.
3. If $\text{type}(\psi) = 3$, let H be any C_4 subgraph of the induced subgraph on $V(\psi)$ and the anchoring vertex of $CL_{\text{sin}}(\psi)$. Define $f(e) = \frac{1}{2}$ for every edge in H . (refer to Proposition 8 and Figure 8).

We use the following fact several times in the proof of our result.

Fact 1 (Half-Integral K_4 charging). *In K_4 , assigning $\frac{1}{2}$ credits to any C_4 subgraph covers every triangle.*

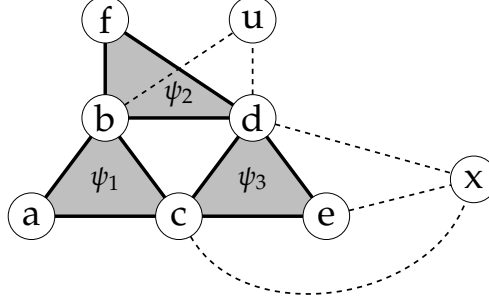


Figure 9: A hollow triangle Δ_{bcd} of type-[0, 1, 3]. In this case, $\psi_1 = \Delta_{abc}^0$, $\psi_2 = \Delta_{bdf}^1$, $\psi_3 = \Delta_{cde}^3$.

We refer to this charge distribution as *half-integral* K_4 charging.

Definition 14. An edge e is called a *null-edge* if $f(e) = 0$, a *half-edge* if $f(e) = \frac{1}{2}$, or otherwise a *full-edge*.

For convenience, when we say that an edge e is *at least a half-edge*, it means that $f(e) \geq \frac{1}{2}$, i.e., e is either a half-edge or a full-edge. Also, we might drop the dash for brevity, e.g., a null type-3 edge e would mean that e is a null-edge and e is a solution edge of a type-3 triangle.

Types of hollow triangles:

Following a similar naming convention to that of doubly-attached triangles, if t is a hollow triangle adjacent to solution triangles ψ_1 , ψ_2 and ψ_3 , then $type(t) = [type(\psi_1), type(\psi_2), type(\psi_3)]$ where $type(\psi_1) \leq type(\psi_2) \leq type(\psi_3)$ (see Figure 9).

The following proposition captures some structural properties of the hollow triangles.

Proposition 15 (Structures of hollow triangles). *Consider any hollow triangle t adjacent to solution triangles ψ_1 , ψ_2 and ψ_3 .*

1. $type(t) \neq [3, 3, 3]$.
2. If $type(t) = [1, *, *]^5$ where $type(\psi_1) = 1$, then t must be adjacent to the base edge of one of the ψ_1, ψ_2, ψ_3 which is a type-1 triangle or two type-1 triangles from $\{\psi_1, \psi_2, \psi_3\}$ share a sole anchoring vertex.

Proof. First we argue that there is no triangle t of type $[3, 3, 3]$. Assume otherwise that t is attached to type-3 triangles ψ_1, ψ_2, ψ_3 . Notice that $|\bigcup_{i=1}^3 V(\psi_i)| = 6$ since these solution triangles cannot share edges. For any i , let $v_i = V(\psi_i) \setminus V(t)$ be an only vertex of ψ_i that is not in $V(t)$. Let $c_{ij} \in V(\psi_i) \cap V(\psi_j)$ be the vertex shared between ψ_i and ψ_j . It is possible that all $a_i = anchor(\psi_i)$ are the same vertex for all i . Consider the set S of four disjoint triangles $\{\Delta_{v_1 c_{12} a_1}, \Delta_{v_2 c_{23} a_2}, \Delta_{v_3 c_{13} a_3}, t\}$. Since $\mathcal{V}' = (\mathcal{V} \setminus \bigcup_{i=1}^3 \psi_i) \cup S$ is a set of disjoint triangle of size $|\mathcal{V}| + 1$, then it contradicts the fact that \mathcal{V} is optimal.

Now we consider the case where $type(\psi_1) = 1$. There are three sub-cases.

The first sub-case is when $type(t) = [1, 3, 3]$. Assume that $base(\psi_1)$ is not in t . In this case, $anchor(\psi_2) \neq anchor(\psi_3)$ or the base edge of ψ_1 will be in t . WLOG, assume that the $base(\psi_1)$ is $\overline{v_1 c_{12}}$. We then can select the set S of four disjoint triangles $\{\Delta_{v_2 c_{23} a_2}, \Delta_{v_3 c_{23} a_3}, \omega_1 \in CL_{sin}(\psi_1), t\}$.

⁵If there is no restriction on some dimension, then we put a star ($[*]$) there.

Since $\mathcal{V}' = (\mathcal{V} \setminus \bigcup_{i=1}^3 \psi_i) \cup S$ is a set of disjoint triangle of size $|\mathcal{V}| + 1$, then it again is a contradiction.

The second sub-case is when $\text{type}(t) = [1, 1, 3]$. Assume that $\{\text{base}(\psi_1), \text{base}(\psi_2)\} \cap E(t) = \emptyset$. Let $\omega_1 \in \mathcal{CL}_{\sin}(\psi_1)$ and $\omega_2 \in \mathcal{CL}_{\sin}(\psi_2)$ be two disjoint singly-attached triangles. There exists such triangles or ψ_1 and ψ_2 will share a single anchoring vertex. Let ω_3 be a singly-attached triangle of ψ_3 , which is disjoint from ω_1 and ω_2 . There exists such ω_3 or ω_1 and ω_2 would share their anchoring vertex. Let $S = \{\omega_1, \omega_2, \omega_3, t\}$ be a set of four disjoint triangles. Since $\mathcal{V}' = (\mathcal{V} \setminus \bigcup_{i=1}^3 \psi_i) \cup S$ is a set of disjoint triangle of size $|\mathcal{V}| + 1$, then it again is a contradiction.

Now we consider the third sub-case when $\text{type}(t) = [1, 1, 1]$. Assume that $\{\text{base}(\psi_1), \text{base}(\psi_2), \text{base}(\psi_3)\} \cap E(t) = \emptyset$. If no two out of these three base edges share a vertex, then it is easy to see that there exists three disjoint singly-attached triangles ω_1, ω_2 , and ω_3 , attaching to ψ_1, ψ_2 , and ψ_3 in respective order. Let $S = \{\omega_1, \omega_2, \omega_3, t\}$ be a set of four disjoint triangles. Since $\mathcal{V}' = (\mathcal{V} \setminus \bigcup_{i=1}^3 \psi_i) \cup S$ is a set of disjoint triangle of size $|\mathcal{V}| + 1$, then it again is a contradiction.

Otherwise, WLOG, assume that $\text{base}(\psi_1)$ and $\text{base}(\psi_2)$ share the vertex c_{12} . If these base edges share an anchoring vertex, we are done; otherwise, we can select two disjoint singly-attached triangle $\omega_1 \in \mathcal{CL}_{\sin}(\psi_1)$ and $\omega_2 \in \mathcal{CL}_{\sin}(\psi_2)$. Let $S = \{\omega_1, \omega_2, \omega_3 \in \mathcal{CL}_{\sin}(\psi_3), t\}$ be a set of four disjoint triangles. Since $\mathcal{V}' = (\mathcal{V} \setminus \bigcup_{i=1}^3 \psi_i) \cup S$ is a set of disjoint triangles of size $|\mathcal{V}| + 1$, then it again is a contradiction.

This concludes the proof. \square

4.2 Type-1 and type-3 instances

In this section we assume that $\mathcal{V}_0 = \emptyset$ and show a valid charging scheme to cover all triangles G . First we do the initial charge distribution as shown in Section 4.1.

Covered triangles after initial charge distribution:

We first argue about all triangles that are covered by the initial charge distribution. Using Proposition 12, we can infer the following:

Lemma 16. *Using the initial charge distribution, if triangle t is not covered, then t is doubly-attached triangle of type-[1, 3], and t must be adjacent to null type-3 edges.*

Proof. The proof is by case analysis. Type-1 solution triangles and their corresponding singly-attached triangles are covered since the base edge is a full-edge. Type-3 solution triangle and all their corresponding singly-attached triangles are covered by Fact 1. Type-[1, 1] doubly-attached triangles are covered since each solution edge of type-1 is at least a half-edge. Type-[1, 3] doubly-attached triangles containing base edge of type-1 triangle are covered since any base-edge of type-1 triangle is a full-edge. Type-[1, 1, *] hollow triangles are covered since each solution edge of type-1 is at least a half-edge. Type-[1, 3, 3] hollow triangles are covered since it contains the base-edge of type-1 triangle which is a full-edge. Proposition 15 implies no other hollow triangles exist. \square

Twin-doubly-attached triangles and lending structures

Definition 17 (Lend relation and Gain function). *Let t_1 and t_2 be doubly-attached triangles that are attached to the same pair of type-1 triangle ψ^1 and a triangle $\psi \in \mathcal{V}_1 \cup \mathcal{V}_3$ such that:*

- $V(\psi^1) \cup \text{anchor}(\psi^1) = V(t_1) \cup V(t_2)$, and $V(t_1) \cup V(t_2)$ induces a K_4 .

- $|\mathcal{C}_{L_{sin}}(\psi^1)| = 1$.

Then, we say that t_1 and t_2 are **twin-doubly-attached triangles** and that (ψ^1, ψ) has a **lend relation**. The overlapping edge $E(t_1) \cap E(t_2)$ is called a **gain edge**. (see Figures 10 and 11a).

That is, the lend relation is a relation $lend \subseteq \mathcal{V}_1 \times (\mathcal{V}_1 \cup \mathcal{V}_3)$. The gain function can be define as $gain((\psi^1, \psi)) = E(t_1) \cap E(t_2)$.

From now on we develop a discharging strategy to cover twin-doubly-attached type-[1,3] triangles while maintaining the coverage of the rest of the triangles. In fact, we will guarantee some additional stronger properties which would help in the subsequent section where we deal with the general case.

For brevity, we will drop a pair of parenthesis and use the notation $gain(\psi^1, \psi)$ instead of $gain((\psi^1, \psi))$.

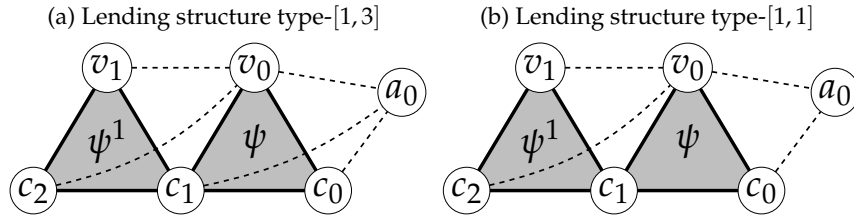


Figure 10: Lending structure. The twin doubly-attached triangles are $\Delta_{v_0v_1c_1}, \Delta_{v_0c_0c_1}$. The gain-edge of this lend relation is $\overline{v_0c_1}$.

The following structural lemma is crucially used to define a valid charging.

Lemma 18. *In the lend relation, any $\psi^1 \in \mathcal{V}_1$ is related to at most one $\psi \in \mathcal{V}$.*

Proof. Let v be the vertex not adjacent to the base-edge of ψ^1 and let $a = anchor(\psi^1)$ be the anchoring vertex. For any ψ such that $(\psi^1, \psi) \in lend$, it must be that $\overline{va} \in E(\psi)$. Since any solution edge must be a part of exactly one triangle, this lemma is true. \square

Fact 2. *If $(\psi^1, \psi) \in lend$ and t_1, t_2 are the corresponding twin-doubly-attached triangles and ω_1 is the singly-attached triangle of ψ^1 , then each of t_1, t_2 shares a different non-solution edge with ω_1 and a different non-base edge of ψ^1 .*

4.2.1 Alternating Chains of Triangles

First we start with the high-level overview of our charging strategy and its proof. Our structures may be viewed as a natural extension of the alternating paths structure for matching and the property that for any optimal matching there cannot exist any *augmenting path* in the graph. We will contrast and compare them at different points in the paper. We refer to our alternating structure of triangles as *alternating chain*. We will use the alternating chain structure and the optimality of the solution \mathcal{V} in two ways. Informally speaking, the alternating chains have (in certain way) a “direction” and based on that we will refer the first triangle of the chain as *head* and the last triangle as *tail*. Our strategy is as follows.

First we use the alternating chain of solution and non-solution triangles to *discharge* credits from type-1 triangles participating in this chain from tail to head which will be a type-3 triangle. Secondly, we argue that the tail of any alternating chain cannot be adjacent to some special kind of doubly-attached or hollow triangles, otherwise it would lead to an *augmenting* structure for the

solution \mathcal{V} violating its optimality.⁶ The exclusion of such structures allows us to discharge credits from tail triangle iteratively to the type-3 triangle to cover the type-[1,3] triangles that were not covered while maintaining the coverage for all the other triangles in the graph.

Discharging-via-Chains construction:

We start with any pair of twin-doubly-attached type-[1,3] triangles such that the type-3 triangle has one null-solution edge. Let the type-3 triangle be ψ_0 and the type-1 triangle be ψ_1 . Note that $(\psi_1, \psi_0) \in \text{lend}$ (see Figure 11). We cover them by *discharging* $\frac{1}{2}$ credit from the type-1 triangle to the type-3 triangle by making any solution edge and any two non-solution edges in the graph induced by $V(\psi_0) \cup \{\text{anchor}(\psi_0)\}$ half-edges. This ensures that $f(\text{gain}(\psi_1, \psi_0)) = \frac{1}{2}$. Then we complete the assignment of credits in the graph induced by $V(\psi_1) \cup \{\text{anchor}(\psi_1)\}$ such that all edges except a matching of $G[V(\psi_1) \cup \{\text{anchor}(\psi_1)\}]$ are half-edges (as shown in Figure 11). Note that $f(\text{gain}(\psi_1, \psi_0)) = \frac{1}{2}$ ensures that $f(\text{base}(\psi_1)) = \frac{1}{2}$. Also in total we still use exactly 4 credits for ψ_0 and ψ_1 . We call the base-edge of discharged type-1 triangle as half-base edge and the solution edge without any credit as null non-base edge. After this discharging, it is clear that the solution and the singly-attached triangles remain covered, triangles in $G[V(\psi_1) \cup \{\text{anchor}(\psi_1)\}]$ are covered by Fact 1. But there could be some doubly-attached or hollow triangles adjacent to ψ_1 's null non-base edge which may not be covered. We will later show that all such triangles, except some type-[1,1] triangles, are either already covered or cannot exist by using optimality of our packing solution \mathcal{V} . We continue growing the current chain, if there exists any $\psi_2 \in \mathcal{V}_1$ corresponding to twin-doubly-attached type-[1,1] triangles having a lend relationship to ψ_1 (See Figure 12), such that $\text{gain}(\psi_2, \psi_1) \neq \text{base}(\psi_1)$. Hence, $(\psi_2, \psi_1) \in \text{lend}$ and $\text{gain}(\psi_2, \psi_1)$ is a non-base edge of ψ_1 (which may not be the one which is the null-edge). We again discharge half credit from ψ_2 to the null-non-base edge of ψ_1 by making it a half-edge and then completing the assignment of credits in the graph induced by $V(\psi_2) \cup \{\text{anchor}(\psi_2)\}$ such that all edges except a matching of $G[V(\psi_2) \cup \{\text{anchor}(\psi_2)\}]$ are half-edges (as shown in Figure 12). For any $i \geq 1$, we continue discharging credits by finding any arbitrary type-1 triangle ψ_{i+1} corresponding to $(\psi_{i+1}, \psi_i) \in \text{lend}$ and $\text{gain}(\psi_{i+1}, \psi_i) \neq \text{base}(\psi_i)$, until we reach some type-1 triangle (say ψ_k) which does not have any twin doubly-attached triangles adjacent to any of its non-base edges.

Let $\mathcal{C}_1 = \{\psi_k, \psi_{k-1}, \dots, \psi_0\}$ be our first finished chain. For any such chain, we define $\text{head}(\mathcal{C}_1) := \psi_0$ and $\text{tail}(\mathcal{C}_1) := \psi_k$. We will also refer to ψ_0 as the *head* of \mathcal{C}_1 and ψ_k as the *tail* of \mathcal{C}_1 . We define the *size* of such a chain to be k .

Observation 2. Any size- k chain contains one type-3 triangle as its head and $k \geq 1$ type-1 triangles.

We repeat this procedure starting with another pair of twin-doubly-attached type-[1,3] triangles which are not covered to form \mathcal{C}_2 . We keep on repeating this procedure until we cannot find any uncovered type-[1,3] triangle. Let $\mathcal{X} := \{\mathcal{C}_1, \mathcal{C}_2, \dots, \mathcal{C}_\ell\}$ be the set of all finished chains which we get. Since at any iteration $i \geq 1$, we continue discharging credits every time when there exists some $\psi \in \mathcal{V}_1$ such that $(\psi, \psi_i) \in \text{lend}$, we get the following property.

Fact 3. For any chain $\mathcal{C} = \{\psi_k, \psi_{k-1}, \dots, \psi_0\} \in \mathcal{X}$, there is no $\psi \in \mathcal{V}_1$ such that $(\psi, \psi_k) \in \text{lend}$ and $\text{gain}(\psi, \psi_k) \neq \text{base}(\psi_k)$. This implies that any arbitrary K_4 half-integral charging for $V(\psi_k) \cup \{\text{anchor}(\psi_k)\}$ such that $f(\text{gain}(\psi_k, \psi_{k-1})) = \frac{1}{2}$ for the tail triangle covers all the twin doubly-attached triangles adjacent to it.

⁶These special doubly-attached or hollow triangles can be thought of as an unmatched edge between the two odd leveled vertices from two different alternating trees in the alternating forest in the blossom's algorithm.

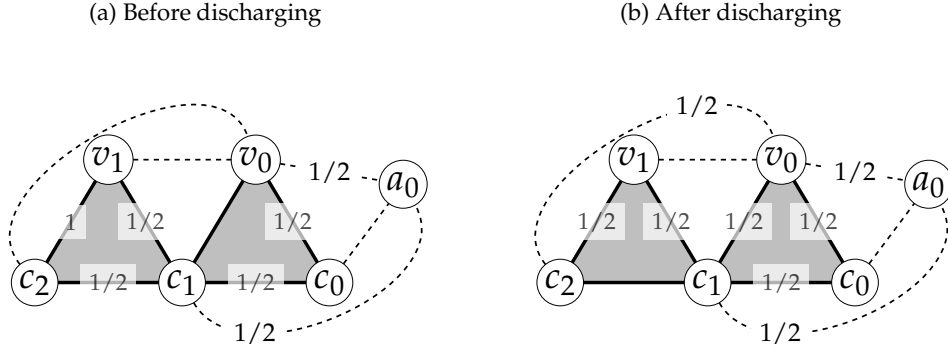


Figure 11: type-[1,3] discharging. After discharging, the base-edge $\overline{v_1c_2}$ in this case has $\frac{1}{2}$ credit and one of the non-base edges has zero credit. After this discharging, there is no null-edge in this type-3 triangle.

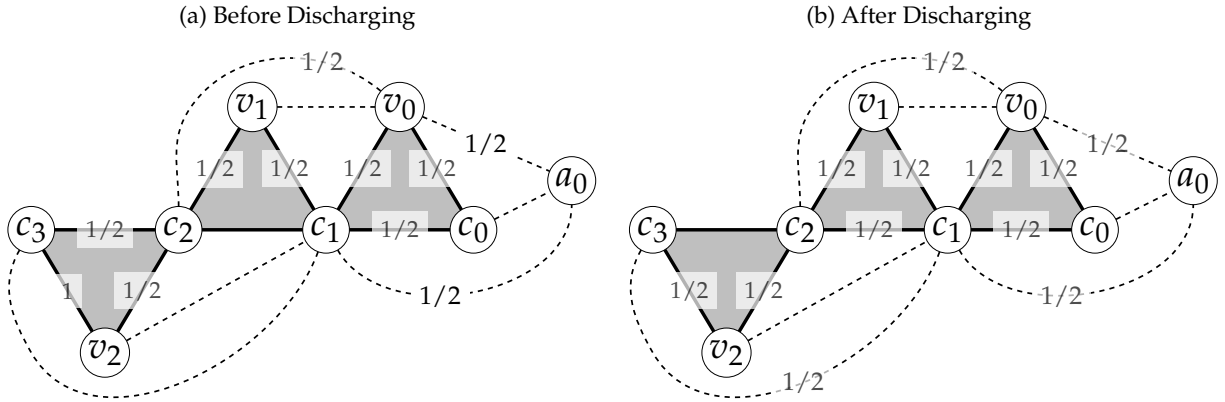


Figure 12: type-[1,1] discharging. After discharging, the base-edge $\overline{v_2c_3}$ in this case has $\frac{1}{2}$ credit and one of the non-base edges has zero credits.

The following claim shows that the Discharging-via-Chains construction is well-defined. Moreover, for any two chains $\mathcal{C}, \mathcal{C}' \in \chi$, $\mathcal{C} \cap \mathcal{C}' = \emptyset$.

Claim 19. Any type-1 triangle will be required to discharge credits at most once.

Proof. The proof directly follows by Lemma 18 and the way we construct the chains. \square

The following observation lists the properties of the charging $\{f(e)\}_{e \in E}$ at end of the Discharging-via-Chains procedure.

Observation 3. The charging $\{f(e)\}_{e \in E}$ at end of the Discharging-via-Chains procedure has the following properties:

1. For any type-3 triangle $\psi \in \mathcal{V}_3$ such that $\text{head}(\mathcal{C}) = \psi$ for some $\mathcal{C} \in \chi$ and, $\forall e \in E(\psi)$, $f(e) = \frac{1}{2}$.
2. For any type-1 triangle $\psi \in \mathcal{V}_1$ such that $\psi \in \mathcal{C}$ and $\text{tail}(\mathcal{C}) \neq \psi$ for some $\mathcal{C} \in \chi$, $\forall e \in E(\psi)$, $f(e) = \frac{1}{2}$.

3. For any type-1 triangle $\psi \in \mathcal{V}_1$ such that $\text{tail}(C) = \psi$ for some $C \in \mathcal{X}$, the base-edge and one non-base edge have $\frac{1}{2}$ credits and there is one null-non-base edge with no credit.
4. Except the null type-3 edges and null-non-base type-1 edge of any type-1 triangle which is a tail, for any solution edge e , e is at least a half-edge, i.e., $f(e) \geq \frac{1}{2}$.

The following observation pin points the edges for which there is some *credit loss*.

Observation 4 (Credit Loss). *There are two types of edges for which the credits reduce after the Discharging-via-Chains construction. Non-base edge of every tail type-1 triangle is reduced from a half-edge to a null-edge. Base-edge of every type-1 triangle participating in any chain is reduced from a full-edge to a half-edge.*

Covered triangles after the Discharging-via-Chains construction:

After the Discharging-via-Chains construction, the covered triangles are as follows. Any type-1 triangle and its singly-attached triangles are covered either by the half-integral K_4 charging (Fact 1), used during the Discharging-via-Chains construction or the initial charge distribution. Type-3 triangles and their singly-attached triangles are covered as they did not lose any credit (Observation 4). Type-[1, 1] twin-doubly-attached triangles are covered. The coverage of intermediate twin-doubly-attached triangles of any chain follows from the fact that both the solution edges are half-edges. Twin-doubly-attached triangles not involved in any chain remain covered. By Fact 3, twin-doubly-attached triangles adjacent to any tail triangle are covered. Type-[1, 3] twin-doubly-attached triangles are covered since the procedure terminated. Type-[1, 1, 1] hollow triangles with at most one null-edge or two null-edges and one full-base edge. Type-[1, 1, 3] hollow triangles with no null-non-base edges for type-1 or one null-edge and one full-base edge of type-1. Type-[1, 3, 3] hollow triangle containing the full-base edge of type-1.

Potentially-uncovered triangles after the Discharging-via-Chains construction:

Now we enumerate the triangles which may not remain covered because of the reduction in credits for these edges. To do so we use Observation 1 and Propositions 12, 13 and 15. Type-[1, 1] doubly-attached triangles containing at least one null-non-base edge of some type-1 triangle which is a tail of some chain. The second solution edge can either be a half-base edge or some non-base edge. Type-[1, 3] doubly-attached triangles containing half-base edge of some type-1. Type-[1, 1, 1] hollow triangles with at least two null-non-base edges of two type-1 triangles which are tails of two chains. Type-[1, 1, 3] hollow triangle containing at least one null-non-base edge of some type-1 which is a tail of some chain. Another type-1 solution edge can either be a half-base edge or a non-base edge. Type-[1, 3, 3] hollow triangle containing half-base edge of type-1 triangle and null-edges of the other two type-3 triangles.

We will prove the following lemma which implies that at the end of Discharging-via-Chains procedure we get a valid assignment (see Appendix A.1.1 for the full proof).

Lemma 20. *For any optimal solution \mathcal{V} of our graph G , such that $\mathcal{V}_0 = \emptyset$, starting with the initial charging distribution and then applying the Discharging-via-Chains construction, any potentially-uncovered triangle cannot exist in G . In other words, the construction covers every triangle in G .*

Proof-of-Concept:

We look at the solution edges adjacent to some potentially-uncovered triangle t . The main idea is to show the existence of an improving swap involving t to derive a better packing solution, thus

contradicting the fact that \mathcal{V} is optimal. Notice that one of these solution edges is either a null-non-base edge g_{k+1} of the type-1 tail triangle of some k -sized chain \mathcal{C} ($k > 1$) or a half-base edge of any type-1 triangle participating in some chain. We use the structure of chains that allows for several alternate solutions which *frees-up* the g_{k+1} edge and/or the half-base edge without making the triangle packing solution \mathcal{V} worse. We observe that there exists simple alternate solutions which frees-up the other solution edges of t , while maintaining an optimal solution. If we flip the solution triangles with these alternate solutions, then we can free-up all the edges of t and then include it to the new solution thereby getting a solution of higher cardinality. This is not hard to see if all the non-solution edges which we deal with are different. Things become complex when these structures start sharing vertices leading to shared non-solution edges. To deal with such situations, we crucially exploit the rich structure of our alternating chains which allows for various choices of alternate solutions. In some sub-cases, using the charging scheme for chains, we can deduce that t is covered, leading to a different contradiction.

Moreover we get the following observations for this charging which will be crucially used in the next section to prove the general case. They follow from the fact that we arbitrary fix any K_4 half-integral charging for every tail triangle and for every type-3 triangle which is not part of any chain.

Observation 5. *lemma 20 remains true for any arbitrary but fixed K_4 half-integral charging for any tail triangle ψ_k of any k -sized chain $\mathcal{C} \in \chi$ such that $f(\text{base}(\psi_k)) = f(\text{gain}(\psi_k, \psi_{k-1})) = \frac{1}{2}$.*

Observation 6. *lemma 20 remains true for any arbitrary but fixed K_4 half-integral charging for any type-3 triangle which is not part of any chain.*

4.3 Covering everything using the remaining half credits and rotations

For any fixed optimal solution \mathcal{V} for our graph G , we first tentatively do the initial charge distribution for all triangles as shown in section 4.1 and then we run the Discharging-via-Chains construction described in section 4.2.

Covered triangles after the Discharging-via-Chains construction:

Lemma 20 implies that all triangles not adjacent to any type-0 triangles are covered. Using the fact that all type-0 solution edges are half-edges implies that type-0 solution triangles, all the doubly-attached triangles of type-[0,0] and hollow triangles of type-[0,0,*] are also covered. By Propositions 12 and 15, the rest of the possibly uncovered triangles in G are type-[0,3], type-[0,1], type-[0,1,1], type-[0,1,3] and type-[0,3,3]. Out of these triangles, the triangles adjacent to any solution edge of non-tail type-1 triangles, any solution edge of head type-3 triangles or any base edge of type-1 triangles are surely covered because they get at least half credit from these type-1 or type-3 solution edges and half credit from the type-0 edge.

In this section, we show a strategy to cover the *rest* of these triangles while maintaining the coverage of the previously argued triangles. Let \mathcal{A} be the set of *free* solution triangles consisting of (1) all type-0 triangles, (2) tail type-1 triangles, (3) type-3 triangles which are not part of any chain. Let $\mathcal{A}_i = \mathcal{V}_i \cap \mathcal{A}$ be the set of type- i triangles in \mathcal{A} . Also, let $\mathcal{A}_{13} := \mathcal{A}_1 \cup \mathcal{A}_3$.

Demanding triangles:

Let \mathcal{D} be the set of all the non-solution triangles such that each triangle contains exactly one type-0 solution edge, does not contain any solution edge outside $E(\mathcal{A})$, and may only contain non-base

edges of type-1 triangles in \mathcal{A}_1 . Note that, these are precisely the triangles of type-[0, 3], type-[0, 1], type-[0, 1, 1], type-[0, 1, 3] and type-[0, 3, 3] minus the ones which we argue to be covered. We refer to any triangle in \mathcal{D} as a *demanding triangle*.

We will show that apart from a few very special cases, any type-0 triangle can share at most one edge e with any triangle in \mathcal{D} .

For any solution triangle ψ , let $\mathcal{D}(\psi) \subseteq \mathcal{D}$ be the set of all the triangles in \mathcal{D} , adjacent to ψ .

We sketch the proof idea of the following technical lemma 21; the full proof can be found in Appendix A.2.1. The proof technique used is very similar to the proof of Lemma 20. We prove it by contradiction by showing that for any type-0 triangle $\psi \in \mathcal{V}_0$, if any two triangles $t_1, t_2 \in \mathcal{D}(\psi)$ are edge disjoint, then we can find an improving swap by finding alternate solutions using the triangle(s) adjacent to t_1 (but not to ψ) and the triangle(s) adjacent to t_2 (but not to ψ) and finally swapping in both t_1, t_2 instead of ψ .

Lemma 21. *For any type-0 triangle $\psi \in \mathcal{V}_0$, for any $t, t' \in \mathcal{D}(\psi)$, $|E(t') \cap E(t)| = 1$.*

Now we prove a generic claim which will be handy to prove the next lemma.

Claim 22. *Given a set \mathcal{S} of triangles with $|\mathcal{S}| > 1$, if it holds that for any $t, t' \in \mathcal{S}$, $|E(t') \cap E(t)| = 1$ then one of the two cases is true. Either $|\cap_{t \in \mathcal{S}} E(t)| = 1$ or $|\mathcal{S}| \leq 4$, such that $\cup_{t \in \mathcal{S}} V(t)$ induce a K_4 .*

Proof. Let us assume that $|\cap_{t \in \mathcal{S}} E(t)| \neq 1$, i.e., $|\cap_{t \in \mathcal{S}} E(t)| = 0$. It implies that there exists some triangles $t_1, t_2, t_3 \in \mathcal{S}$, such that $E(t_1) \cap E(t_2) \neq E(t_1) \cap E(t_3)$. Let $E(t_1) \cap E(t_2) = e_{12}$, $E(t_1) \cap E(t_3) = e_{13}$ and $E(t_2) \cap E(t_3) = e_{23}$. Since e_{12}, e_{23} belongs to t_2 and e_{13}, e_{23} belongs to t_3 , it implies that e_{23} is incident to the common vertex between e_{12}, e_{13} , say u . Also, let the other end points of e_{23}, e_{13}, e_{12} be v_1, v_2, v_3 respectively. Clearly $V(t_1) = \{u, v_2, v_3\}$, hence $V(t_1) \cup \{v_1\}$ induces a K_4 . This implies that there is another triangle $t_4 = \Delta_{v_1 v_2 v_3}$ which shares edge $\overline{v_2 v_3}, \overline{v_1 v_3}, \overline{v_1 v_2}$ with t_1, t_2, t_3 respectively. Hence, any three triangles pair-wise sharing different edges, share a common vertex and induces a K_4 . Moreover, t_4 is a valid triangle to be in \mathcal{S} . If there exists triangle $t \in \mathcal{S} \setminus \{t_1, t_2, t_3, t_4\}$, then by the pairwise-intersection property, it has to share one edge each with all the three triangles t_1, t_2, t_3 . Since there is no common edge between all three triangles, it should contain at least two edges (say f_1, f_2) of the K_4 graph induced by $V(t_1) \cup \{v_1\}$. Now f_1, f_2 cannot be adjacent otherwise t will be one of t_1, t_2, t_3, t_4 otherwise they cannot be part of same triangle t . Hence, no such t exists in this case, which implies our claim. \square

Using Lemma 21 and the claim above we prove the following structural lemma which is the key for defining our final discharging process.

Lemma 23. *For any type-0 triangle $\psi \in \mathcal{V}_0$ and the corresponding set $\mathcal{D}(\psi)$ only one of the following three cases are possible:*

1. *Either there exists a common e , such that $\{e\} = \cap_{t \in \mathcal{D}(\psi)} E(t) \subseteq E(\psi)$ (see Figure 13a),*
2. *or there are precisely two doubly-attached triangles $t_1, t_2 \in \mathcal{D}(\psi)$ and one hollow triangle $t_3 \in \mathcal{D}(\psi)$ adjacent to each solution edge of ψ respectively (see Figure 13b),*
3. *or there are precisely three hollow triangles $t_1, t_2, t_3 \in \mathcal{D}(\psi)$ adjacent to each solution edge of ψ respectively (see Figure 13c).*

Proof. Lemma 21 implies that for any $t, t' \in \mathcal{D}(\psi) \cup \{\psi\}$, $|E(t) \cap E(t')| = 1$. Let us assume that Item 1 is not true. This implies that there exists at least two triangles $\{t_1, t_2\} \in \mathcal{D}(\psi)$ such that $E(t_1) \cap E(\psi) \neq E(t_2) \cap E(\psi)$. Using Claim 22, we deduce that the graph induced by $V(\psi) \cup$

$V(\mathcal{D}(\psi))$ is a K_4 . We need to prove that the fourth triangle in the K_4 structure also belongs to $\mathcal{D}(\psi)$ and that the type of triangles which we get here falls in Item 2 or 3. Let t_3 be the fourth triangle in the induced K_4 graph. Let the vertices of ψ be $\{v_1, v_2, v_3\}$ such that it shares $\overline{v_2 v_3}, \overline{v_1 v_3}$ with triangles t_1 and t_2 respectively. Let the fourth vertex in $V(\psi) \cup V(\mathcal{D}(\psi))$ be u . This implies $V(t_1) = \{u, v_2, v_3\}$, $V(t_2) = \{u, v_1, v_3\}$ and $V(t_3) = \{u, v_1, v_2\}$. Clearly, ψ share edge $\overline{v_1 v_2}$ with t_3 . Now since $t_1, t_2 \in \mathcal{D}(\psi)$, this implies that the edges $\{\overline{uv_1}, \overline{uv_2}, \overline{uv_3}\}$ are either non-solution edges or solution edges adjacent to some triangles in \mathcal{A}_{13} . Hence $t_3 \in \mathcal{D}(\psi)$.

Note that at least two edges out of $\{\overline{uv_1}, \overline{uv_2}, \overline{uv_3}\}$ should be solution edges as ψ is a type-0 triangle. This implies that at least one of t_1, t_2, t_3 is a hollow triangle. If the third edge is a non-solution edge, then the other two triangles will be doubly-attached triangles else all three will be hollow triangles which proves the two cases. \square

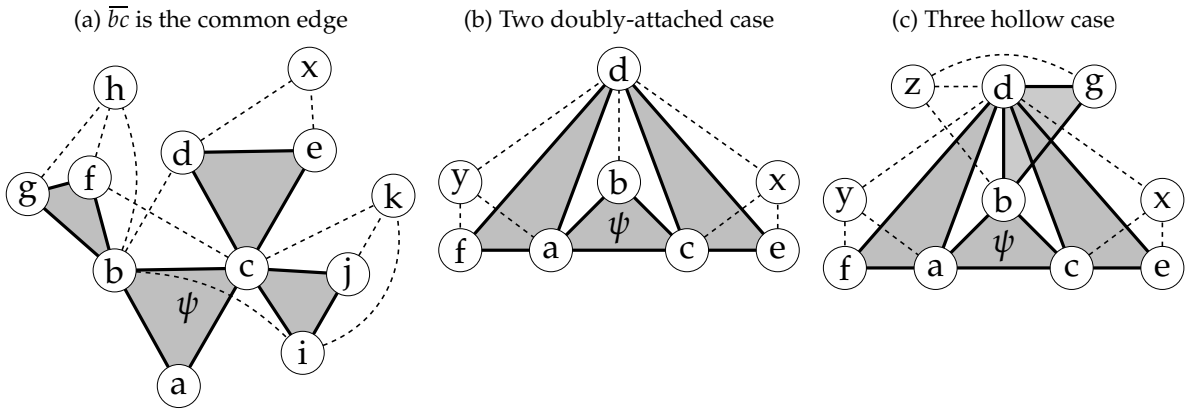


Figure 13: Demanding structure.

Discharging overview:

Using Lemma 23, we describe our discharging scheme by giving some high-level intuition before the formal description.

This discharging scheme aims at covering the set of demanding triangles \mathcal{D} , while maintaining the coverage of the triangles outside \mathcal{D} . Note that even if some of these triangles may be initially covered, we still put them in \mathcal{D} and *declare* them to be *covered* only during our process to make sure that we do not uncover any of them along the way. We also make sure that the process does not uncover any of the triangles outside of \mathcal{D} .

Remember that after the initial charge distribution, each type-0 triangle has an unused half credit. The first natural attempt is to allocate these half credits in a clever way to cover all triangles in \mathcal{D} . Clearly it does not affect the coverage of any triangle outside of \mathcal{D} , but unfortunately only using this allocation does not work. If a type-0 triangle is in the second or the third sub-case of Lemma 23, then it is actually impossible to put this half credit anywhere to cover all t_1, t_2, t_3 at the same time (see Figure 14). Then arises the need to exploit credits from type-3 and type-1 triangles in \mathcal{A}_{13} to cover these demanding triangles. For any type-1 triangle $\psi^1 \in \mathcal{A}_1$ we use the property in Observation 5 that allows us to freely *rotate* the allocated credits by picking any one of the non-base edge to be the null-edge. Hence, if for ψ^1 there is a non-base solution edge e^1 that is not adjacent to any demanding triangle in \mathcal{D} , then we can choose the charging that makes e^1 a null-edge without affecting the coverage of triangles outside of \mathcal{D} .

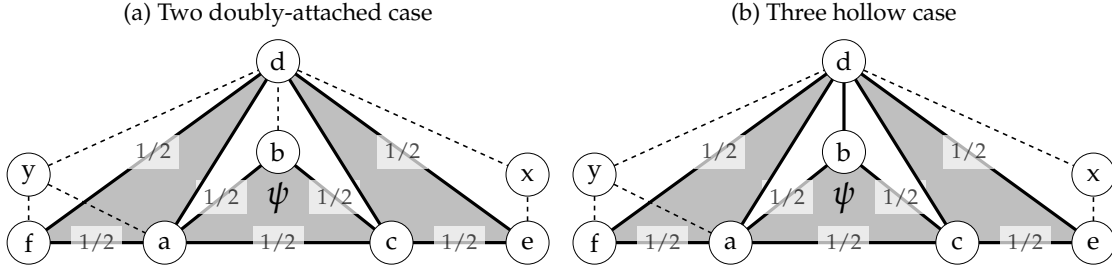


Figure 14: Discharging $\frac{1}{2}$ credit from ψ to cover all the three triangles $\Delta_{abd}, \Delta_{bcd}, \Delta_{acd}$ is not possible.

Similarly, for any type-3 triangle $\psi^3 \in \mathcal{A}_3$ (by Observation 6), we are free to *rotate* the allocated credits by specifying the one null-solution edge. Hence, if there is a solution edge e^3 of ψ^3 that is not adjacent to any demanding triangle in \mathcal{D} , then we can make e^3 a null-edge without affecting the coverage of triangles outside of \mathcal{D} .

But we cannot use these operation for the $\psi \in \mathcal{A}_1$ or $\psi' \in \mathcal{A}_3$ triangles which have demanding triangles sharing both the non-base or all three solution edges respectively. Again, in such a situation we can try to use the extra half credit from a type-0 to cover some of these triangles.

Note that the two rotation operations have a very similar structure. Also in the \mathcal{D} these type-1 and type-3 triangles in \mathcal{A}_1 and \mathcal{A}_3 are structurally very similar. The only difference is that, for type-3 we have three possibilities for the null-edge whereas for the tail type-1 there are only two (non-base edges) possibility for the null-edge. But also the triangles in \mathcal{D} are not adjacent to the base-edges of triangles in \mathcal{A}_1 , hence we can perform the rotation operations analogously everywhere.

At this point, the main difficulty lies in taking advantage of the unused half credit from type-0 triangles in \mathcal{A}_0 and the rotation operations for triangles in \mathcal{A}_{13} in a coherent and synchronized way. Fortunately, we can show that a very simple and natural greedy procedure can cover all the demanding triangles without affecting any triangle outside of \mathcal{D} . We call it *Discharge-and-Pin* algorithm.

Our procedure works in iterations as follows. We maintain a dynamic set (initially $D = \mathcal{D}$) which contains our potentially uncovered demanding triangles and remove from D the triangles which we *declare* as *covered*. We also keep track of triangles in \mathcal{A} for which we have not discharged or rotated the credits yet, so that we perform these operations at most once for any triangle in \mathcal{A} . We repeat until $D = \emptyset$ and declare that all triangles in G are covered.

First, for any type-0 triangle $\psi^0 \in \mathcal{A}_0$, if any triangle in D is adjacent to at most one solution edge $e \in \psi^0$ (similar to Lemma 23 Item 1), then we assign the extra half credit of ψ^0 to e making it a full-edge. Then we remove from D all triangles adjacent to e and go to the next iteration.

Otherwise, it would be true that the demanding triangles adjacent to the type-0 triangle ψ^0 must lie in Lemma 23 Item 2 or 3.

Then we start an iteration by fixing a rotation of any arbitrary triangle $\psi \in \mathcal{A}_{13}$, which covers all the demanding triangles except the ones adjacent to the only null-edge $e \in E(\psi)$. We first try to find an edge of ψ (excluding the base-edge in case when $\psi \in \mathcal{A}_1$) that is not adjacent to any triangle in D . If we can find such an edge, then we fix e to be this edge, remove covered triangles from D and move on to the next iteration.

Else, we fix an edge e arbitrarily and rotate the credits of ψ so that e becomes a null-edge. We look at any demanding triangle t adjacent to the null-edge e of ψ and *discharge* half credit from the type-0 triangle (say ψ^0), adjacent to t , to e by making it a half-edge. Remove all the triangles

adjacent to ψ from D , as they are covered. Now for the type-0 triangle ψ^0 , once it spends the extra half credit, two out of three demanding triangles adjacent to it are covered. For the third demanding triangle t' , we pick any triangle $\psi' \in \mathcal{A}_{13}$ which is adjacent to t' via edge e' . To make sure that t' gets covered, we fix any one of the rotations for ψ' in which e' will be a half-edge. Then we continue with the iteration as we did for ψ , via the null-edge e'' of ψ' , covering and removing triangles from D using discharge and rotate operations, until we arrive at a case where we reach a null-edge which is not adjacent to any triangle in D . Then we start with a new iteration. We show that we can repeat this natural depth-first-search like process until every triangle is covered without ever getting stuck. We already know that any of these operations cannot affect the coverage of any triangle outside of \mathcal{D} . We can show that any step of the procedure does not affect the coverage of any triangle in $\mathcal{D} \setminus D$ and we discharge or rotate any triangle in \mathcal{A} at most once. Also, note that we only move around initially assigned credits and unused credits of type-0 triangles, hence we do not overcharge. All these properties together imply that the procedure is well-defined and gives a valid charging.

Now we give the formal description of our algorithm.

Discharge-and-Pin Operations:

We define three operations, one for type-0 triangles, one for type-1 triangles in \mathcal{A}_1 and one for type-3 triangles in \mathcal{A}_3 .

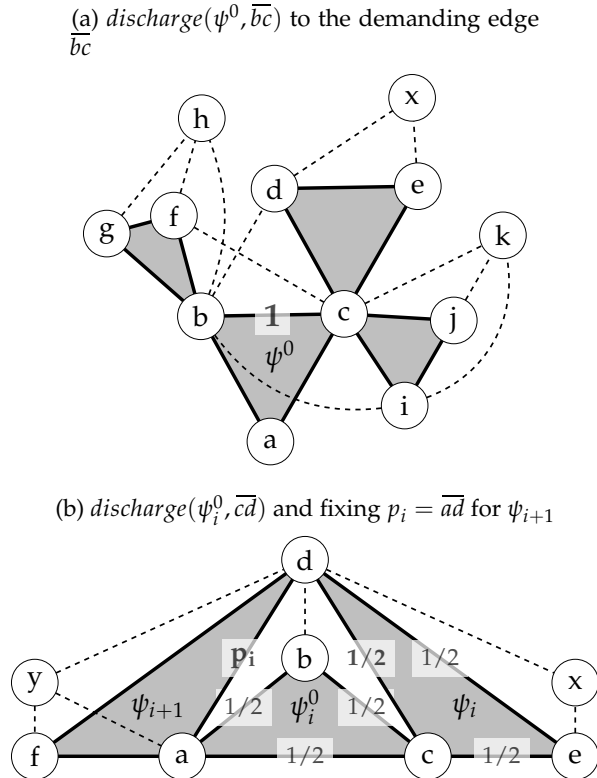


Figure 15: Discharge operations for a type-0 triangle.

1. For any type-0 triangle ψ^0 with extra half credit, we want to utilize this half credit to cover some demanding triangles closed to ψ^0 in \mathcal{D} , the set of demanding triangle adjacent to ψ^0 .

Let $\text{discharge}(\psi^0, e)$ be the function that, when called, discharge the extra half credit of ψ^0 to the edge e (not necessarily in $E(\psi^0)$, see Figure 15).

2. For type-1 triangle $\psi^1 \in \mathcal{A}_1$, we want to rotate the credit of ψ^1 to cover some triangles in $\mathcal{D}(\psi^1)$. For a non-base edge $e \in E(\psi^1) \setminus \text{base}(\psi^1)$, let $\text{pin}(\psi^1, e)$ be the function that, when called, rotate the credit of ψ^1 in a way that e becomes a null-edge, (see Figure 16a). To be more specific, let $v = V(\psi^1) \setminus V(e)$ and let $a = \text{anchor}(\psi^1)$, we put half credit on four edges in of K_4 induced by $V(\psi^1) \cup \{a\}$ except e and \overline{va} .
3. For type-3 triangle $\psi^3 \in \mathcal{A}_3$, we want to rotate the credit of ψ^3 to cover some triangles in $\mathcal{D}(\psi^3)$. For an edge $e \in E(\psi^3)$, let $\text{pin}(\psi^3, e)$ be the function that, when called, rotate the credit of ψ^3 in a way that e becomes a null-edge, (see Figure 16b). To be more specific, let $v = V(\psi^3) \setminus V(e)$ and let $a = \text{anchor}(\psi^3)$, we put half credit on four edges in of K_4 induced by $V(\psi^3) \cup \{a\}$ except e and \overline{va} .

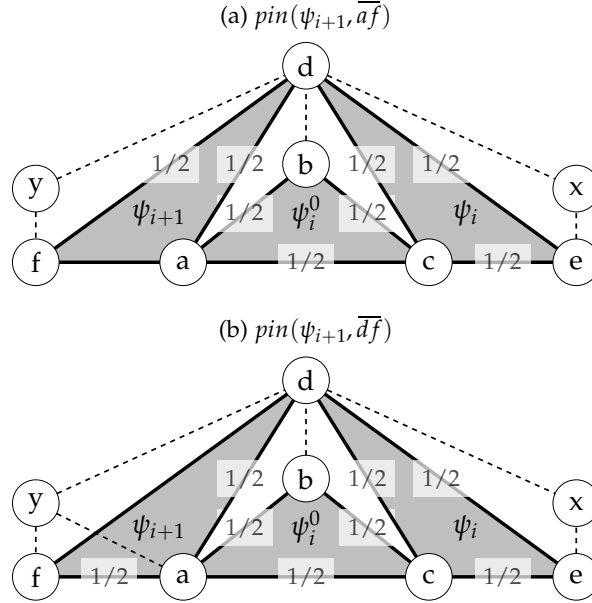


Figure 16: Pin operation for type-1 and type-3 triangles.

By Observations 5 and 6 the pin operation does not uncover anything. Combining this with the fact that the discharge operation for type-0 does not reduce credits on any edge, we get the following lemma.

Lemma 24. *Let σ be any sequence of Discharge-and-Pin operations called on each triangle in \mathcal{A} at most once. Let t be a triangle not in \mathcal{D} , then t is covered after the initial charge distribution and is still covered after applying σ .*

Now we prove the following lemma by showing an iterative algorithm to find the sequence σ and cover the triangles in \mathcal{D} along the way, such that σ performs discharge or pin operation on any triangle in \mathcal{A} at most once.

Lemma 25. *There exists a sequence of Discharge-and-Pin operations σ which performs these operations on each triangle in \mathcal{A} at most once, such that applying σ covers all triangles in \mathcal{D} .*

Discharge-and-Pin Algorithm:

This algorithm will find the sequence σ which satisfies Lemma 25.

Let $D = \mathcal{D}$ be the current demanding triangles that we need to cover. For brevity, we define $D(e) = \{t \in D : e \in E(t)\}$ to be the set of triangles in D containing the edge e . Also, for any triangle t , let $D(t) = \bigcup_{e \in E(t)} D(e)$.

Recall the set of triangles \mathcal{A} consisting of (1) all type-0 triangles, (2) tail type-1 triangles, (3) type-3 triangles which are not part of any chain. Let $A = \mathcal{A}$ be the set of triangles for which we have not performed the pin or discharge operation yet. At every step, we will find a triangle $\psi \in A$ to perform discharge or pin operation (based on the type of triangles) to cover some triangles in D . Then we remove ψ from A and the covered triangles from D . We can show that until D is empty, we can always find some $\psi \in A$ to perform discharge or pin operation to cover some triangles in D . This together with the fact that we just pin or discharge any triangle in \mathcal{A} at most once, implies that we cover all the triangles in D . In the description of the algorithm we assume that we can always find some triangle in A at every step, which we prove later. Each while loop corresponds to an iteration which performs a sequence of discharge and pin operations in a greedy depth-first way starting from some triangle in A . At any point in the algorithm, we use A_i to refer to $A \cap \mathcal{A}_i$ and A_{13} to refer to $A \cap \mathcal{A}_{13}$.

while $D \neq \emptyset$, we will do the following.

1. If for any type-0 triangle $\psi^0 \in A_0$, there exists exactly one edge $e \in E(\psi^0)$ such that $D(e) \neq \emptyset$, then we can apply *discharge*(ψ^0, e) (Figure 15a). Once the operation is applied on ψ^0 , we remove ψ^0 from A and remove $D(e)$ from D and repeat.
2. Else we pick an arbitrary triangle $\psi_1 \in A_{13}$ to be the starting point of the current iteration. Then we greedily alternate between triangles in A_0 and A_{13} while fixing their distribution. ψ_i would be the i^{th} inspected triangle in A_{13} . Similarly, ψ_i^0 would be the i^{th} inspected triangle in A_0 . We inspect ψ_i^0 right after ψ_i . To make sure that we cover all the triangles, we keep track of some *critical* edge $p_i \in \psi_{i+1}$ which needs to be a half-edge, based on the charging of previously fixed triangles ψ_i^0 and ψ_i .

To begin with the current iteration, let $p_0 = \emptyset$. For any $i > 0$, based on the information in p_{i-1} we will decide to pin one edge of ψ_i .

- (a) If $\psi_i \in A_3$ and there exists an edge $e_i \neq p_{i-1}$, such that $D(e_i) = \emptyset$, then we can pin this edge and end this iteration. Similarly, If $\psi_i \in A_1$ and there exists a non-base edge $e_i \neq p_{i-1}$, such that $D(e_i) = \emptyset$, then we can pin this edge and end this iteration. That is, we apply *pin*(ψ_i, e_i) (Figure 16b), set $D \leftarrow D \setminus D(\psi_i)$ and remove ψ_i from A and set $A \leftarrow A - \psi_i$ and start a new iteration.

Observe that any demanding triangle in $D(\psi_i)$ is now covered since they are adjacent to a half-solution edge of ψ_i ($D(e_i) = \emptyset$) and a half-solution edge of a type-0 triangle.

- (b) Otherwise in case $\psi_i \in A_3$, for each $e \in E(\psi_i)$, $D(e) \neq \emptyset$. We pick e_i^3 to be any one of at least two edges in $E(\psi_i) \setminus p_{i-1}$. Similarly, in case $\psi_i \in A_1$, for each $e \in E(\psi_i) \setminus \text{base}(\psi_i)$, $D(e) \neq \emptyset$. We pick e_i to be the non-base edge in $E(\psi_i) \setminus \{p_{i-1}, \text{base}(\psi_i)\}$. We apply *pin*(ψ_i, e_i) (Figure 16a), set $D \leftarrow D \setminus (D(\psi_i) \setminus D(e_i))$ and remove ψ_i from A and set $A \leftarrow A - \psi_i$.

In this case, since $D(e_i) \neq \emptyset$ and e_i is a null-edge, hence we continue with the current iteration, as there will be some uncovered demanding triangles adjacent to e_i . Pick t_i arbitrarily from $D(e_i)$. Let e_i^0 be the solution edge of a type-0 triangle in $E(t_i)$. Let ψ_i^0 be

the type-0 triangle containing e_i^0 . Here we assume that $\psi_i^0 \in A$. Let $e_i'^0$ be the edge of ψ_i^0 not adjacent to $V(\psi_i) \cap V(\psi_i^0)$. Once we have $\psi_i^0, e_i, e_i^0, e_i'^0$, we will discharge half credit of ψ_i^0 . We call $discharge(\psi_i^0, e_i)$ (Figure 15b). Now we cover all triangles in $D(e_i)$ since they will be adjacent to one half-solution edge of a type-0 triangle and e_i which is now a half-edge. In particular, we cover the two demanding triangles adjacent to $E(\psi_i^0) \setminus e_i'^0$. Hence, we can remove $D(e_i)$ from D and ψ_i^0 from A .

- i. If $D(e_i'^0) = \emptyset$, then we are done with this iteration. This could happen when the triangle $D(e_i'^0)$ got covered when one of the type-3 triangle(s) adjacent to this non-solution triangle got pinned previously.
- ii. Else, we let $t'_i = D(e_i'^0)$. Note that there is exactly one such triangle, since for any type-0 belonging to Lemma 23.1, the algorithm would finish discharging them in the initial iterations. We let $p_i \in E(t'_i)$ be a solution edge of some $\psi_{i+1} \in A_{13}$ (there can be one or two such triangles, breaking ties arbitrarily). Also here we assume that there is such $\psi_{i+1} \in A$ (Figure 15b). Continue with the current iteration using p_i and ψ_{i+1} . Note that, fixing this edge as p_i ensures that we cover the last triangle $t'_i \in D$ adjacent to ψ_i^0 .

4.3.1 Proof of Lemma 25

By the way we define the algorithm, it is clear that we discharge or pin any triangle in \mathcal{A} at most once. Now we show a series of claims to prove this lemma.

First we show that at every step when we remove any triangle in D , they are covered. For triangles $D(e)$ falling in Lemma 23.1 for some $\psi \in \mathcal{A}_0$ and a common demanding edge $e \in \psi$, we call $discharge(\psi, e)$ which makes e a full edge, hence all triangles in $D(e)$ are covered.

For the other steps we prove the following claims.

Claim 26. *In any iteration, for any $i > 0$, $D(\psi_i) = \emptyset$ after calling $discharge(\psi_i^0, e_i)$ and removing $D(e_i)$ from D .*

Proof. We did call $pin(\psi_i, e_i)$. Hence, any triangle in $D(\psi_i) \setminus D(e_i)$ is covered and removed from D . When we call $discharge(\psi_i^0, e_i)$, we cover $D(e_i)$ and remove them. \square

Claim 27. *In any iteration, for any $i > 1$, $D(\psi_{i-1}^0) = \emptyset$ after calling $pin(\psi_i, e_i)$ and setting $D \leftarrow D \setminus (D(\psi_i) \setminus D(e_i))$.*

Proof. Since we have already covered and removed triangles from D falling in Lemma 23.1, it implies that, $|D(e)| = 1$ for all $e \in E(\psi_{i-1}^0)$. When we call $discharge(\psi_{i-1}^0, e_{i-1})$, two triangles in $D(\psi_{i-1}^0) \setminus D(e_{i-1})$ are covered and removed from D . Calling $pin(\psi_i, e_i)$ cover the triangle in $D(e_i'^0)$. \square

Now we prove the two assumptions we made in the algorithm.

Claim 28. *In any iteration, for any $i > 0$, we can find some $\psi_{i+1} \in A_{13}$, such that $p_i \in \psi_{i+1}$.*

Proof. This is true as $D(\psi_{i+1}) \neq \emptyset$ when we choose ψ_{i+1} but $D(\psi) = \emptyset$ for any $\psi \in \mathcal{A}_{13} \setminus A_{13}$, because we remove them from D when we remove ψ from A . \square

Claim 29. *In any iteration, for any $i > 0$, we can find $\psi_i^0 \in A_0$ which contains e_i^0 .*

Proof. This is true as $D(\psi_i^0) \neq \emptyset$ when we choose ψ_i^0 but $D(\psi) = \emptyset$ for any $\psi \in \mathcal{A}_0 \setminus A_0$, because we remove them from D when we remove ψ from A . \square

Now we show that triangles in $\mathcal{D} \setminus D$ remain covered which implies that when $D = \emptyset$, everything is covered.

Claim 30. *After any discharge or pin operation, every triangle in $\mathcal{D} \setminus D$ is covered.*

Proof. By the above reasoning, it is clear that whenever we remove any triangle from D , it is covered at that point in time. Also, discharge operation cannot uncover any triangle as it does not reduce credits on any edge. What remains to argue is that every triangle $\mathcal{D} \setminus D$ stay covered after any pin operation. Recall that we start with $D = \mathcal{D}$ to be all the triangles which may not be covered, which implies that they are oblivious to the initial tentative charging of any triangle in \mathcal{A}_{13} . Now by the way we proceed, we only rely on the half credits of type-0 triangles edges, the half credits of the edges of the triangles which are pinned or the credits of the edges to which a type-0 triangle discharge credits to cover and remove triangles from D . Since we only discharge or pin at most once, the algorithm never removes credits from these edges hence triangles in $\mathcal{D} \setminus D$ stay covered during the execution of the algorithm. \square

The following claim finishes the proof by implying that the Discharge-and-Pin algorithm does not terminate until $D = \emptyset$.

Claim 31. *As long as $D \neq \emptyset$, we can always find a triangle $\psi \in A$ as the starting point of the next iteration.*

Proof. First note that for any triangle in $t \in D$ which is adjacent to any type-0 triangle ψ , such that it lies in Lemma 23.1, the algorithm will always find $\psi \in A$, discharge it, cover t and remove it from D .

Now any remaining triangle $t \in D$, is adjacent to some triangle $\psi \in A_{13}$, which implies $D(\psi) \neq \emptyset$. But this implies that $\psi \in A$ because for any triangle $\psi' \notin A$, $D(\psi') = \emptyset$ by Claims 26 and 27. \square

lemmas 24 and 25 together imply that we do not overcharge any triangle and we cover every triangle in G which finishes the proof for the main result of this section.

Acknowledgement:

Part of this work was done while PC and SK were visiting the Simons Institute for the Theory of Computing. It was partially supported by the DIMACS/Simons Collaboration on Bridging Continuous and Discrete Optimization through NSF grant #CCF-1740425. PC is currently supported by European Research Council (ERC) under the European Union's Horizon 2020 research and innovation programme (grant agreement No 759557) and by Academy of Finland Research Fellows, under grant number 310415. SK is currently supported on research grants by Adobe and Amazon. We also thank the anonymous reviewers for their detailed comments and suggestions.

References

- [1] Ron Aharoni. Ryser's conjecture for tripartite 3-graphs. *Combinatorica*, 21(1):1–4, 2001.
- [2] Fábio Botler, Cristina G Fernandes, and Juan Gutiérrez. On tuza's conjecture for graphs with treewidth at most 6. In *3º Encontro de Teoria da Computação (ETC)*, volume 3. SBC, 2018.

- [3] Guillaume Chapuy, Matt DeVos, Jessica McDonald, Bojan Mohar, and Diego Scheide. Packing triangles in weighted graphs. *SIAM Journal on Discrete Mathematics*, 28(1):226–239, 2014.
- [4] Penny E. Haxell. Packing and covering triangles in graphs. *Discrete Mathematics*, 195(1-3):251–254, 1999.
- [5] Penny E Haxell and Vojtech Rödl. Integer and fractional packings in dense graphs. *Combinatorica*, 21(1):13–38, 2001.
- [6] Dénes König. *Theorie der endlichen und unendlichen Graphen: Kombinatorische Topologie der Streckenkomplexe*, volume 16. Akademische Verlagsgesellschaft mbh, 1936.
- [7] Guy Kortsarz, Michael Langberg, and Zeev Nutov. Approximating maximum subgraphs without short cycles. *SIAM J. Discrete Math.*, 24(1):255–269, 2010.
- [8] Michael Krivelevich. On a conjecture of tuza about packing and covering of triangles. *Discrete Mathematics*, 142(1-3):281–286, 1995.
- [9] Gregory J. Puleo. Tuza’s conjecture for graphs with maximum average degree less than 7. *Eur. J. Comb.*, 49:134–152, 2015.
- [10] Zsolt Tuza. Conjecture. In *Finite and Infinite Sets, Proc. Colloq. Math. Soc. Janos Bolyai*, page 888, 1981.
- [11] Zsolt Tuza. A conjecture on triangles of graphs. *Graphs and Combinatorics*, 6(4):373–380, 1990.
- [12] Raphael Yuster. Dense graphs with a large triangle cover have a large triangle packing. *Combinatorics, Probability and Computing*, 21(6):952–962, 2012.

A Omitted proofs for Section 4

A.1 Omitted proofs for Section 4.2

We start by defining some notations for any chain structure $\mathcal{C} \in \mathcal{X}$.

More Notations for Chains For any chain $\mathcal{C} = \{\psi_k, \psi_{k-1}, \dots, \psi_0\}$, we define for each $i > 0$, c_i to be the common vertex between $\psi_i, \psi_{i-1} \in \mathcal{C}$. Note that, c_i will always be the non-base vertex of ψ_i by the way the *lend* structure is defined. Let ω_i be the singly-attached triangle of ψ_i and b_i be the corresponding base edge and $a_i := \text{anchor}(\psi_i)$. For ψ_0 let $\omega_0^1, \omega_0^2, \omega_0^3$ be the three singly-attached triangles of ψ_0 , such that ω_0^3 be the one not containing c_1 . Let $\omega_0 := \omega_0^3$. Finally let t_i^1, t_i^2 be the two twin-doubly-attached triangles adjacent to ψ_{i-1}, ψ_i . Let $g_i := \text{gain}(\psi_i, \psi_{i-1})$ be the gain edge corresponding to (ψ_i, ψ_{i-1}) . Additionally, we define g_{k+1} to be the null non-base edge of $\psi_k = \text{tail}(\mathcal{C})$. Think of g_{k+1} as the *potential* gain edge where \mathcal{C} would have been extended. Using this, we define $c_0 := V(\psi_0) \setminus V(g_1)$. Let h_i be the edge in $E(\psi_i) \setminus \{b_i, g_{i+1}\}$. Notice that both t_i^1, t_i^2 contain vertex c_i and the g_i edge. Also, one of t_i^1, t_i^2 contains g_{i+1} . By renaming we assume that $g_{i+1} \in E(t_i^2)$. Let e_i^1, e_i^2 be the non-solution edges of ω_i contained in t_i^1, t_i^2 respectively. Clearly g_{i+1} and e_i^2 are adjacent.

The following facts will be used many times later.

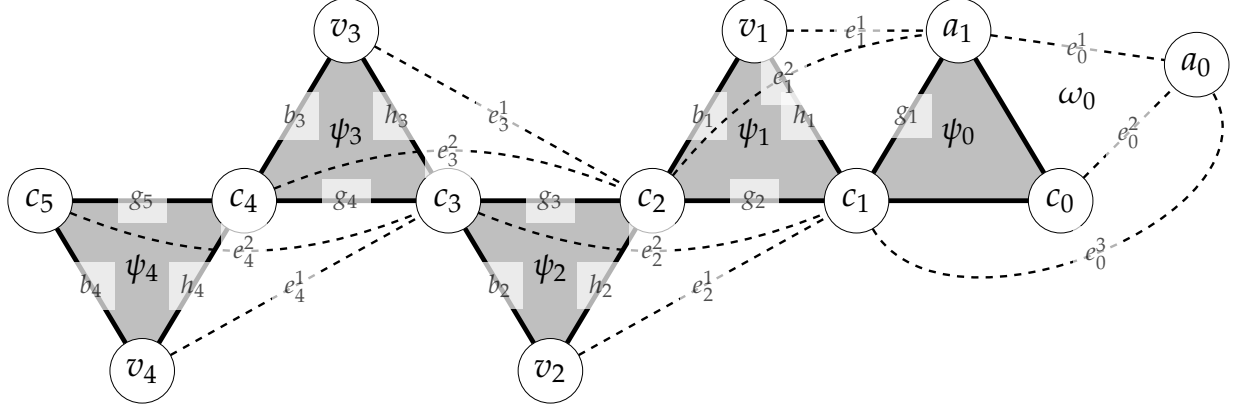


Figure 17: A size four chain

Fact 4 (Solution edges). *In any chain $C = \{\psi_k, \psi_{k-1}, \dots, \psi_0\}$, let e be any solution edge in $E(\psi_i)$ for some $i \in [k]$. Among the set of twin-doubly-attached triangles $\{t_i^1, t_i^2\}_{i \in [k]}$ and singly-attached triangles $\{\omega_i\}_{i \in [k]}$, if $e = b_i$, then it is contained in only ω_i . In the case when $e = h_i$, then it is contained in only t_i^1 , otherwise $e = g_{i+1}$ will be contained in $t_i^1, t_{i+1}^1, t_{i+1}^2$.*

Proof. It is straight forward to see that the mentioned triangle(s) will contain e . If $e = b_i$, i.e., e is a base-edge, then clearly $e \notin E(\omega_j)$ for all $j \neq i$, by disjointness of ψ_i, ψ_j . Also, by Definition 17 and by the restriction that $\text{gain}(\psi_{i+1}, \psi_i) \neq \text{base}(\psi_i)$ in the chain construction, e is not in any twin doubly-attached triangle.

By similar argument, we can say that if e is not base-edge, then e is not in any ω_j for all j . Now suppose e is not a base-edge. If e is in a doubly-attached triangle $t \in \{t_i^1, t_i^2\}_{i \in [k]}$ not captured by the fact, then it implies t is adjacent to ψ_i and ψ_j where $|i - j| > 1$. But this is not possible since it would imply that $(\psi_i, \psi_j) \in \text{lend}$ or $(\psi_j, \psi_i) \in \text{lend}$ which contradicts Lemma 18. \square

Fact 5 (Non-solution edges). *For any chain C , and any $i > 1$, both the non-solution edges of ω_i and ω_{i-1} are different.*

Proof. If not, then that would imply $(\psi_{i-1}, \psi_i) \in \text{lend}$, but ψ_{i-1} must discharge credits to another triangle $\psi_{i-2} \neq \psi_i$ which requires $(\psi_{i-1}, \psi_{i-2}) \in \text{lend}$, which contradicts Lemma 18. \square

The following fact is true by our naming convention.

Fact 6 (Adjacency edges). *For any chain C , and any $i > 0$, the non-solution e_i^1 is incident to the common vertex of edges b_i, h_i and the non-solution e_i^2 is incident to the vertex c_i which is also the common vertex of edges b_i, g_{i+1} .*

Alternating Solutions using Chains A possible alternate solution to free-up and make the null non-base edge g_{k+1} a non-solution edge is to choose ω_k instead of ψ_k . Similarly, to free-up a half-base edge of some triangle ψ_i , a straight forward way is to swap out ψ_i, ψ_{i-1} with t_i^1, ω_{i-1} . The following claim ensures that the solution will still be valid.

Claim 32. *For any chain $C = \{\psi_k, \psi_{k-1}, \dots, \psi_0\}$, and any $i > 0$,*

1. *If $i = 1$, then for any $t \in \{t_1^1, t_2^1, \omega_1\}$, there is an $\omega \in \{\omega_0^1, \omega_0^2, \omega_0^3\}$ such that t and ω are edge-disjoint.*

2. For $i > 1$, ω_i is edge-disjoint from any triangle in $\{\omega_{i-1}, t_{i-1}^1, t_{i-1}^2\}$.
3. t_{i-1}^1 is edge-disjoint from any triangle in $\{\omega_i, t_i^1, t_i^2\}$
4. Any $t \in \{t_i^1, t_i^2\}$ is edge-disjoint from any triangle in $\{t_{i-1}^1, \omega_{i-1}\}$.

Proof. Follows from Facts 4 and 5. □

The above claim implies the following corollary.

Corollary 33. *For any chain $\mathcal{C} = \{\psi_k, \psi_{k-1}, \dots, \psi_0\}$, there exists the following valid swaps leading to an alternate optimal packing solution such that:*

1. Swapping $\{\psi_k, \psi_{k-1}\}$ with $\{t_k^1, \omega_{k-1}\}$ makes the null non-base edge g_{k+1} a non-solution edge.
2. For any $i > 0$, swapping $\{\psi_i, \psi_{i-1}\}$ with $\{t_i^1, \omega_{i-1}\}$ makes the half base edge b_i of ψ_i a non-solution edge.

The above swap operations are equivalent to flipping the edges which are in and out of a matching M along an even length alternating path. Note that such a flip does not affect the size of \mathcal{V} and M respectively. The advantage of these alternating chains of triangles over the augmenting path for matching is that we have three choices for triangles which can be swapped in (namely ω_i, t_i^1, t_i^2). But these swap operations are not enough to get the full argument. As compared to augmenting paths in matching, these augmenting chains are difficult to deal with as they may not be simple and can *entangle* with itself. They may also overlap with other chains/singly-attached triangles belonging to the structure from other solution edge side of the potentially-uncovered triangle t . These overlaps happen at the non-solution edges making it difficult to get an overall independent alternate solution on the two sides of t . We can overcome the complication coming from overlaps by exploiting the rich structure of our alternating chains and showing a strategy to choose the non-solution triangles such that whatever way the chains share the non-solution edges, we can always make the flip while keeping all the triangles edge-disjoint. In particular, we take advantage of the three choices for triangles which can be swapped in (namely ω_i, t_i^1, t_i^2) at the i th point of the chain structure.

A.1.1 Proof of Lemma 20

In this section we prove Claim 45-49 that exclude all the possibly uncovered triangles, which finishes the proof of lemma 20. In each claim we do an exhaustive case analysis to show that either such a triangle is already covered or there is an improving swap contradicting its existence. This is the most technical part of the paper where we essentially exploit the various choices of alternate triangles present in the chain structure to find a swap in each possible configuration.

Recall that in Section 4.2, we deal with the graph G and an optimal packing solution \mathcal{V} without any type-0 triangle. We inspect each type of potentially-uncovered triangle and prove that they cannot exist in the graph. For a full intuitive description of the proof strategy we refer the readers to the "proof-of-concept" paragraph after Lemma 20.

Simplification: Using the *vanilla* version of the Discharging-via-Chains construction (described in section 4), led to very tedious case-analysis based proofs for the technical Claim 45-49.

To get around this, we develop a *fine-tuned* Discharging-via-Chains construction, which does not affect the coverage of triangle and the properties in Observations 5 and 6. This version of the proof is easier to verify as it involves more structure and less case analysis.

Satisfy-and-Truncate Discharging-via-Chains construction:

First note that the following observation is true.

Observation 7. *For any k -sized chain \mathcal{C} , g_i is a half-edge for any $i \leq k$. This implies that for $0 < i < k$, the twin-doubly attached triangle t_i^1 is covered by half-edges h_i, g_i and t_i^2 is covered by half-edges g_i, g_{i+1} .*

The above observation implies the following observation which we will crucially use in the development of the new process.

Observation 8. *For any k -sized chain \mathcal{C} and $0 < i < k$, the half credit on the non-solution edge of ω_i can be freely assigned to any of the edge of ω_i , while maintaining the coverage of the solution and the twin-doubly attached triangles in \mathcal{C} .*

Another, two easy to see observations are stated below which we use several times in our proof. These observations are true by the symmetry of our structure.

Observation 9. *For $\psi_0 \in \mathcal{C}$, any arbitrary non-solution edge in the K_4 induced by $V(\psi_0) \cup \text{anchor}(\psi_0)$ can be the null-edge.*

Overview: Using the above observations, we modify the Discharging-via-Chains construction to get some strong structural properties. To maintain the flexibility in Observations 5 and 6 for the chains construction, we do not fix the credits for the ψ_i but only until ψ_{i-1} while constructing any chain \mathcal{C} . We do this until the very end, when all the chains have been constructed and there is no type-[1, 3] uncovered triangle in our graph G .

The idea is (during the i th step of the construction of a chain \mathcal{C}) to fix the assignment of the flexible credits for the singly-attached triangle ω_{i-1} of ψ_{i-1} (see Observation 8) by assigning it to a specific edge (in particular e_{i-1}^1 for $i > 1$). For $i = 1$, we would fix the null-non-solution edge for ψ_0 (see Observation 9) to be a specific edge (in particular e_0^3) and the other two non-solution edges to be half-edges (For instance see Figure 21). This imposes a strong structure which we crucially exploit in several surprising ways.

We start by defining some additional notations which we need for our new construction.

Definition 34 (Satisfied and unsatisfied triangles). *Any solution triangle $\psi \in \mathcal{V}$ is a satisfied triangle iff every edge e of ψ is at least a half-edge. Otherwise, we say that ψ is an unsatisfied triangle.*

Definition 35. *A non-solution edge e is a non-solution edge of a chain $\mathcal{C} = \{\psi_0, \psi_1, \dots, \psi_k\}$ iff $e \in \{e_i^1, e_i^2 : 0 \leq i \leq k\} \cup \{e_0^3\}$.*

Now we define *half-non-solution* edges of a chain \mathcal{C} , which exclusively gets exactly half-credit from a solution triangle in \mathcal{C} during its construction.

Definition 36. *A non-solution edge e is a half-non-solution edge of a chain $\mathcal{C} = \{\psi_0, \psi_1, \dots, \psi_k\}$ iff $e \in \{e_i^1 : 0 < i < k\} \cup \{e_0^1, e_0^2\}$.*

For any two chains $\mathcal{C}, \mathcal{C}' \in \mathcal{X}$, when we say that \mathcal{C} contains a half-edge e of \mathcal{C}' , it means that e is a half-non-solution edge of \mathcal{C}' and is also a non-solution edge of \mathcal{C} .

When we say that \mathcal{C} and \mathcal{C}' share a half-edge e , it means that e is a half-non-solution edge of both \mathcal{C} and \mathcal{C}' . In this case, it is true that $f(e) \geq 1$ (since it takes half credits from both \mathcal{C} and \mathcal{C}'). Notice that if \mathcal{C} and \mathcal{C}' share an edge e , then it is true that \mathcal{C} contains e of \mathcal{C}' , however, if \mathcal{C} contains e of \mathcal{C}' , it is not necessarily true that \mathcal{C} and \mathcal{C}' share e .

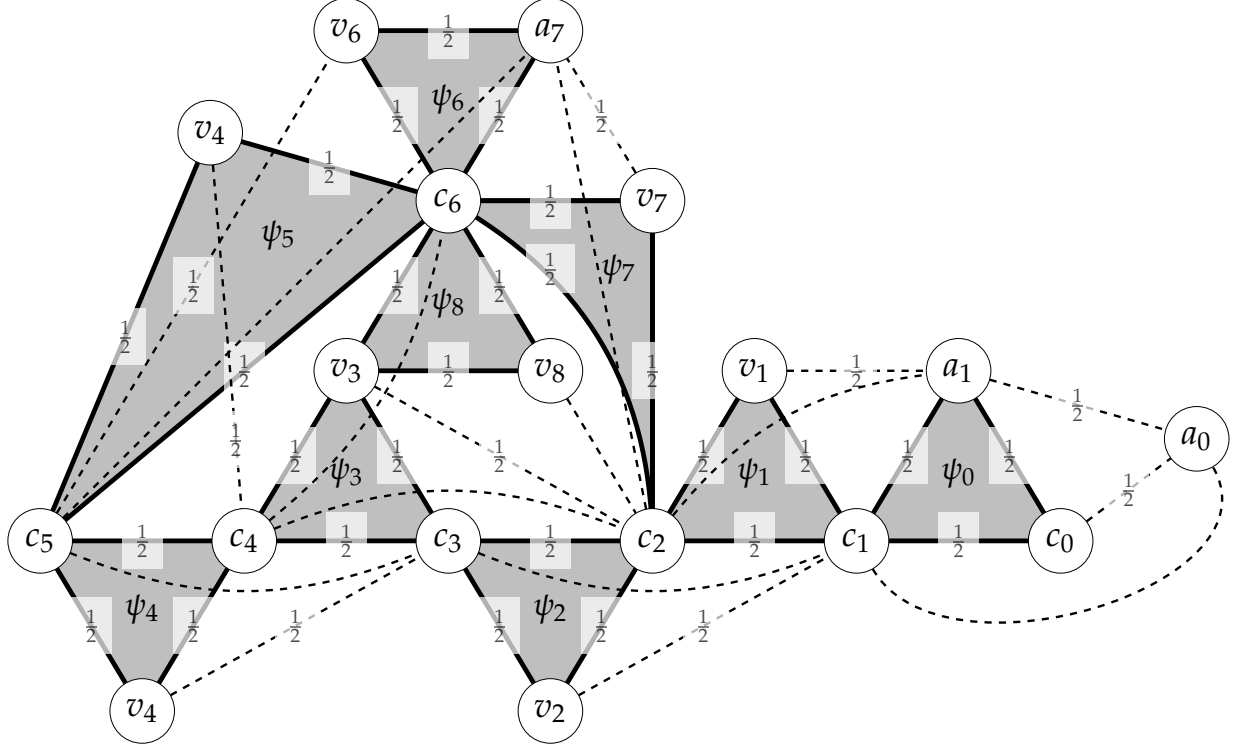


Figure 18: The chain $\mathcal{C} = \{\psi_8, \psi_7, \psi_6, \psi_5, \psi_4, \psi_3, \psi_2, \psi_1, \psi_0\}$ satisfy itself, since the ω_8 shares the half-non-solution edge of ω_3 which is $e_3^1 = \overline{v_3 c_2}$

Truncate-and-Satisfy: Imagine a situation where during the i^{th} step of growing some chain \mathcal{C} , ω_i contains some half-non-solution edge for which the half credit was fixed earlier due to some previously grown chain \mathcal{C}' . In this case, we can *satisfy* ψ_i by making each solution-edge of ψ_i a half-edge (see Figure 20). This way we ensure the coverage of ω_i while getting rid of the requirement for some new triangle ψ_{i+1} to *lend* credit to ψ_i . After this there is no need to grow \mathcal{C} anymore since there is no null-edge in ψ_i . We can do the same, when it shares some half-non-solution edge contained in one of its own earlier singly-attached triangles (see Figure 18). Once ψ_i is satisfied, the chain $\mathcal{C} \ni \psi_i$ becomes a *satisfied* chain. In contrast, any tail triangle (of any existing chain) containing a null-edge will be an *unsatisfied* tail triangle.

Using this, we segregate chains in χ into *satisfied* or *unsatisfied* chains using the following definition.

Definition 37 (Satisfied and unsatisfied chains). *A chain $\mathcal{C} \in \chi$ is a satisfied chain iff $\text{tail}(\mathcal{C})$ is satisfied. Otherwise, we say that \mathcal{C} is an unsatisfied chain.*

Satisfying the unsatisfied: Imagine the situation when one of the half-non-solution edge of ω_{i-1} of the currently growing chain \mathcal{C} is the same as some edge of $\omega_{k'}$ for some $\psi_{k'} = \text{tail}(\mathcal{C}')$, such that $\psi_{k'}$ is unsatisfied. Now, we can *satisfy* $\psi_{k'}$ (and in turn \mathcal{C}') as well by making each solution-edge of $\psi_{k'}$ a half-edge (see Figure 20). Note that, we can do a similar operation of satisfying any type-3 triangle (which is not a head so far) if any of its singly-attached triangles overlaps with the half-non-solution edge of the growing chain (see Figure 19). Such a type-3 triangle can be thought of as

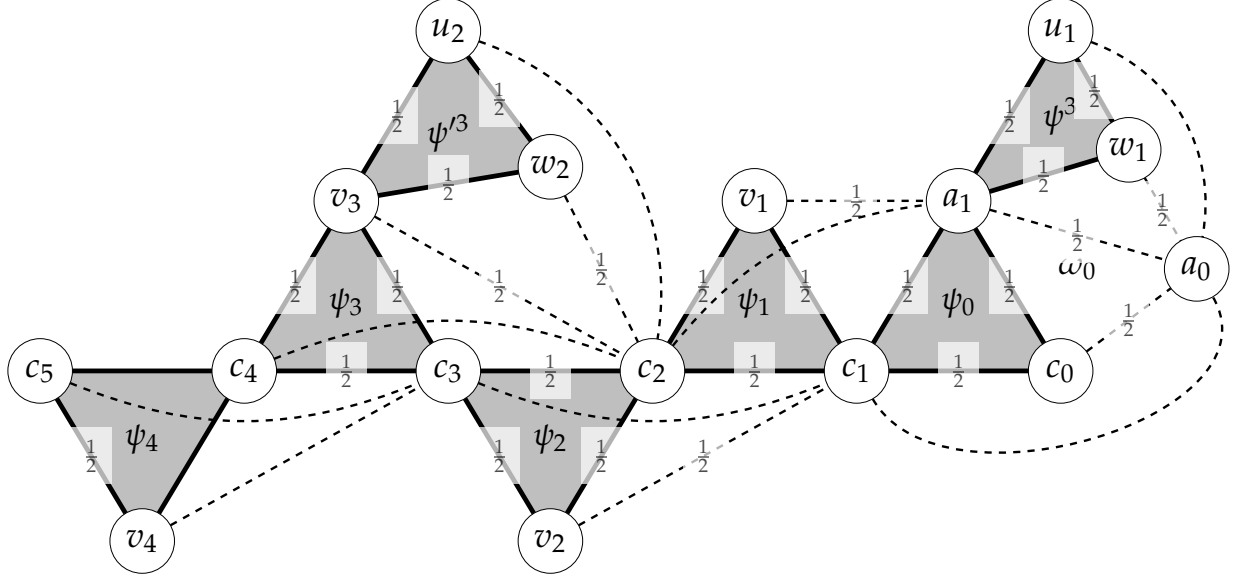


Figure 19: The chain $\mathcal{C} = \{\psi_4, \psi_3, \psi_2, \psi_1, \psi_0\}$ satisfy ψ^3, ψ^3 by sharing edge $\overline{v_3c_2}$ and $\overline{a_1a_0}$ respectively.

as *zero-sized satisfied chain*. We satisfy all such triangles in this step, fix credits for their non-solution edges (if any) and add them as *zero-sized chains without a tail* in χ .

If the current chain \mathcal{C} 's tail triangle is satisfied, then we terminate the current iteration for growing \mathcal{C} and start growing a new chain as before. Else, we continue growing the current chain \mathcal{C} as before. If a chain terminates naturally (as before), since we do not find a further lend relation (ψ_{i+1}, ψ_i) , then for the ψ_i tail triangle, we only fix the half credit on the gain and the base edges g_i, b_i (recall $g_i \notin E(\psi_i)$). The extra one credit of ψ_i we assign only when it gets satisfied by a newly growing chain or at the very end when the chains growing phase stops.

We partition the set of chain $\chi = \{\mathcal{C}_1, \mathcal{C}_2, \dots, \mathcal{C}_\ell\}$ into χ_{sat} (including zero-sized chains) and χ_{unsat} corresponding to chains containing satisfied and unsatisfied tail triangles respectively. For any subset of chains $\chi' \subseteq \chi$, we define $head(\chi')$ and $tail(\chi')$ as the set of head and tail triangles of the chains in χ' respectively. We also define $\chi_{sat}^3 \subseteq \chi_{sat}$ as the set of zero-sized chains, each containing exactly one satisfied type-3 triangle. As the elements of χ_{sat}^3 are singleton sets $\{\psi\}$, so sometimes we will abuse the notations by using $\chi_{sat}^3 \cup \{\psi\}$ instead of $\chi_{sat}^3 \cup \{\{\psi\}\}$ and $\psi \in \chi_{sat}^3$ instead of $\{\psi\} \in \chi_{sat}^3$.

Building our chains by incorporating these ideas give us the following structural lemma.

Lemma 38. *For the set of chains in χ constructed using the Satisfy-and-Truncate Discharging-via-Chains construction, before fixing the extra one credit for triangles in $tail(\chi_{unsat})$, we get the following properties:*

1. *For any two chain $\mathcal{C}', \mathcal{C} \in \chi$ no two half-non-solution edges are the same. Applies also for $\mathcal{C}' = \mathcal{C}$ for any two half-non-solution edges of singly-attached triangles of different triangles in the chain.*
2. *Any singly-attached triangle ω_i for $i < k$ of some triangle $\psi_i \in \mathcal{C} \in \chi_{unsat}$ cannot contain any half-non-solution edge of any chain in χ constructed before (including \mathcal{C}), except its own half-edges e_i^1 for $i > 0$ and e_0^1, e_0^2 for $i = 0$.*
3. *The singly-attached triangle ω_k of some tail triangle $\psi_k \in \mathcal{C} \in \chi_{unsat}$ cannot contain any half-non-solution edge of any chain in χ .*

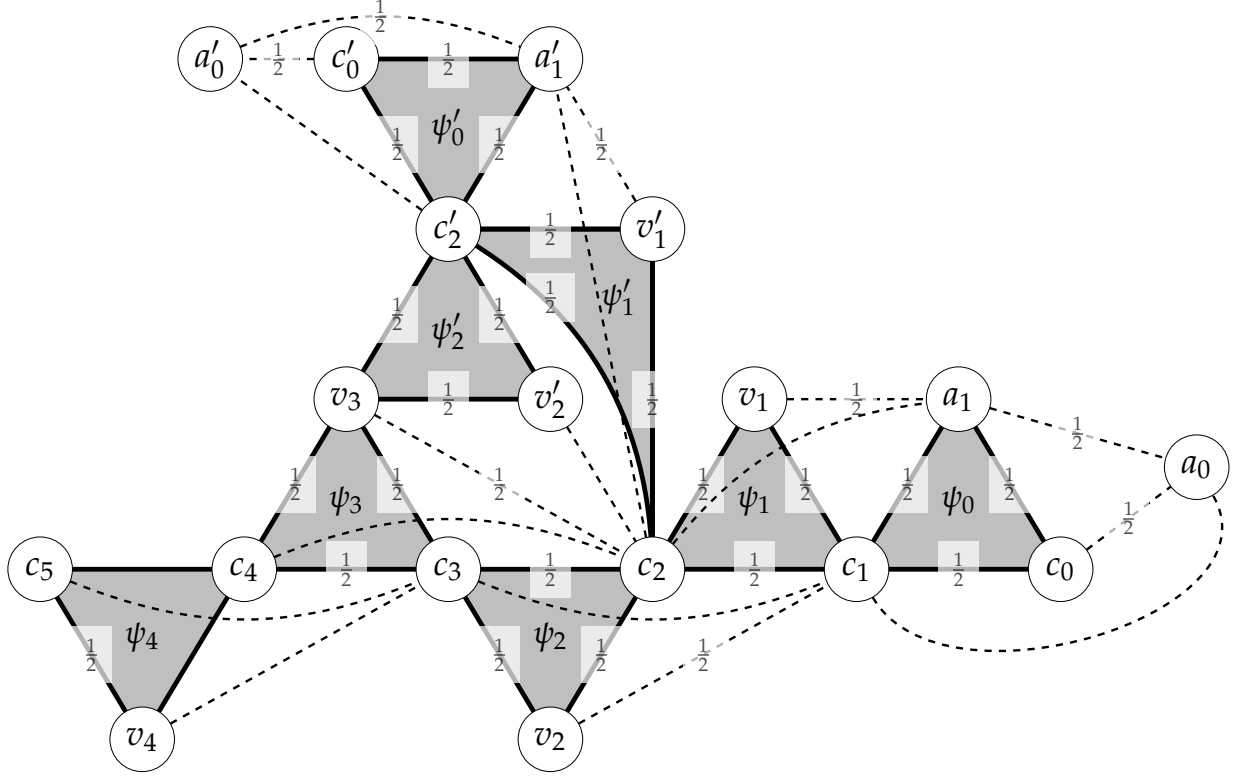


Figure 20: The chain $\mathcal{C} = \{\psi_4, \psi_3, \psi_2, \psi_1, \psi_0\}$ satisfy the tail triangle ψ'_2 of chain $\mathcal{C}' = \{\psi'_2, \psi'_1, \psi'_0\}$ by sharing edge $\overline{v_3c_2}$. This can happen in two scenarios:

- 1) Satisfy-or-Truncate: If the currently growing chain is \mathcal{C}' such that $\mathcal{C} \in \chi$ and they happen to share $\overline{v_3c_2}$ which was a half-edge due to \mathcal{C} .
- 2) Satisfying Chains in χ_{unsat} : If the currently growing chain is \mathcal{C} such that $\mathcal{C}' \in \chi_{unsat}$ and fixing credit for $\overline{v_3c_2}$ makes \mathcal{C}' satisfied.

4. The singly-attached triangle of a tail triangle $\psi_k \in \mathcal{C} \in \chi_{sat}$ shares at least one half-non-solution edge of some chain $\mathcal{C}' \in \chi$ constructed before \mathcal{C} (possibly $\mathcal{C}' = \mathcal{C}$).
5. Any singly-attached triangle of some type-3 triangle $\psi \in \mathcal{V}_3 \setminus head(\chi)$ cannot contain any half-non-solution edge of any chain in χ .

Note that chains might share null-non-solution edges.

Proof. This lemma holds directly by our construction.

For item 1, suppose for \mathcal{C} and \mathcal{C}' , two half-non-solution edges are in common. Let this edge be e . WLOG, let \mathcal{C} be the chain that gets constructed first. Suppose e gets half-credit from $\psi_i \in \mathcal{C}$ and $\psi'_j \in \mathcal{C}'$. Then it must be that \mathcal{C}' gets truncated at ψ'_j , i.e., $tail(\mathcal{C}') = \psi'_j$. In this case, e cannot get half-credit from ψ'_j by construction.

Using the a similar reasoning as above, if item 2 is not true, then \mathcal{C} would become a satisfied chain with ψ_i as its satisfied tail triangle, which contradicts the $i < k$ condition.

For item 3, suppose an $e \in E(\omega_k)$ is a half-non-solution edge of some chain $\mathcal{C}' \neq \mathcal{C}$. Then ψ_k must be satisfied and \mathcal{C} should have been in χ_{sat} .

If item 4 is not true, then ψ_k will not be satisfied by the construction.

For item 5, if ψ share a half-non-solution edge of a chain $\mathcal{C} \in \chi$, then ψ must have been a zero-sized chain. □

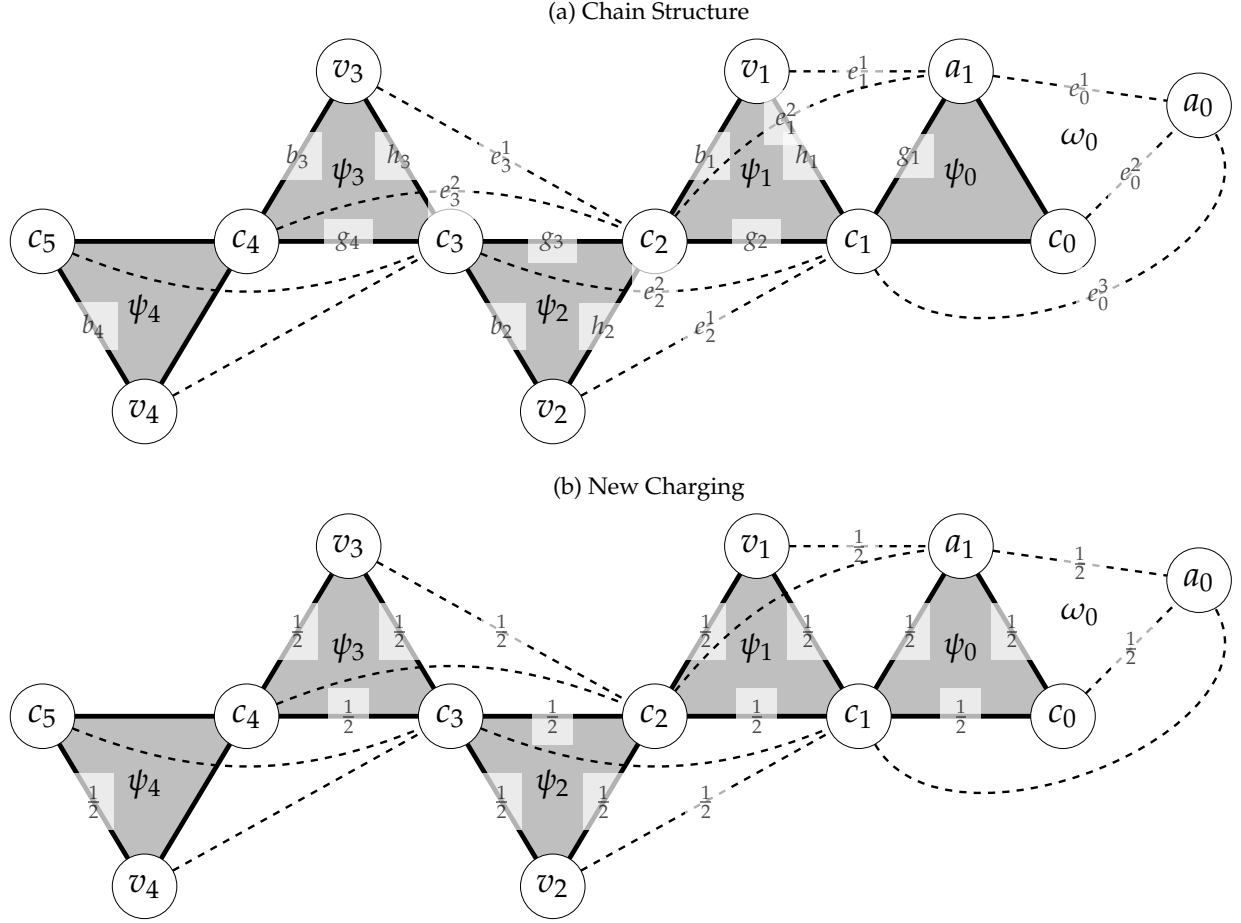


Figure 21: Charging and naming for any growing chain in \mathcal{C} at the end of step $i = 4$.

Using half-edges as a certificate of disjoint alternate solutions: We get the above lemma by fixing the half-non-solution edges in any arbitrary way. We will exploit the flexibility given by observation 8, by fixing them in a special way, we get more structural properties, used later in the proof of our technical claims.

The following proposition (conditional generalization of Corollary 33) led us to the way we will fix the half credits.

Proposition 39 (Alternate Solutions for Chains). *For any chain $\mathcal{C} = \{\psi_k, \psi_{k-1}, \dots, \psi_0\}$, if for every $0 < i \leq k$, the edges $\{e_i^1, e_i^2\}$ are not in $\{e_j^1 : 0 \leq j < i\} \cup \{e_0^2\}$, then there exists the following valid swaps leading to N alternate optimal packing solution such that:*

1. *For any $k \geq i > 0$, swapping $\{\psi_i, \psi_{i-1}, \dots, \psi_0\}$ with $\{t_i^1, t_{i-1}^1, \dots, t_1^1, \omega_0\}$ makes the half base-edge b_i and the gain edge g_{i+1} of ψ_i a non-solution edge.*
2. *For any $k \geq i > 0$, swapping $\{\psi_i, \psi_{i-1}, \dots, \psi_0\}$ with $\{t_i^2, t_{i-1}^1, t_{i-2}^1, \dots, t_1^1, \omega_0\}$ makes the half base-edge b_i and the edge h_i of ψ_i a non-solution edge.*

Proof. It is clear that solution edges used in the alternate solution set are disjoint (or there exist $i \neq j$ such that $\psi_i = \psi_j$ which contradicts our construction).

For the non-solution edges, it is clear from the assumption that all the e_i^1 edges and e_i^2, e_0^2 edges are distinct, hence both the swaps are valid.

By Fact 4, since g_{i+1}, b_i are both not contained in t_i^1 , hence the consequence for the first swap follows.

Also, since h_i, b_i are both not contained in t_i^2 , hence the consequence for the second swap follows.

□

Note that in Lemma 38, we ensure that most of the half-non-solution edges are distinct.

This together with the above proposition makes it a natural choice to fix the half credits on the e_i^1 edges and on the edges of ω_0 . Hence, at the i^{th} step of a chain \mathcal{C} construction, if $i = 1$, we fix the non-solution edges of ω_0 as half-edges. Else for $i > 1$, we fix e_{i-1}^1 non-solution edge of ω_{i-1} as the half-edge. This way of charging gives us a *certificate* to locate alternate solution for \mathcal{V} using multiple chains at the same time. These alternate solutions will be the central in proving the final technical claims.

Fully-satisfied type-1 triangles: Finally, we describe the last simple but important observation we make to get more structure. Suppose at any i^{th} iteration while growing a chain \mathcal{C} , we get a potential triangle ψ_i have a lend relationship to ψ_{i-1} , such that both the non-solution edges of its only singly-attached triangle ω_i are already half-edges due to some previously fixed chains structure. In this case, ψ_i no longer needs to *lend* credits to $gain(\psi_i, \psi_{i-1})$ in order to cover the twin-doubly attached triangles adjacent to ω_i , as they are already covered. Hence, we declare such a ψ_i to be a *fully-satisfied* triangle and do not add it to \mathcal{C} . In the actual construction, we will try to find a potential ψ_i that is not fully-satisfied first (so that we can extend the chain). If all potential ψ_i 's are fully-satisfied, then we terminate the iteration for growing the chain \mathcal{C} and set ψ_{i-1} to be the tail of \mathcal{C} . We formally define such triangles below.

Definition 40 (Fully-satisfied triangles). *A type-1 triangle $\psi \in \mathcal{V}_1$ which has exactly one unique singly-attached triangle ω is fully-satisfied if and only if:*

1. ψ is satisfied.
2. The base-edge $base(\psi)$ is a full-edge.
3. Both the non-solution edge of its unique singly-attached triangle ω are half-edges.

The chains construction algorithm: Here we formally describe the full algorithm for the Satisfy-and-Truncate Discharging-via-Chains construction which we motivate and develop above. We repeat some notations definitions and steps to make this algorithm self-sufficient.

Initialization: We start by the initial charging distribution as described in Section 4.1.

Note that all the type-1 triangles are satisfied and all the type-3 triangles are unsatisfied after the initial charge distribution. Let the set of satisfied and unsatisfied chains are χ_{sat} and χ_{unsat} respectively. We also maintain $\chi_{sat}^3 \subseteq \chi_{sat}$ the set of zero-sized tailless chains containing only one satisfied type-3 triangle each. Since they do not have a tail, they are vacuously satisfied.

In the beginning let $\chi_{sat}, \chi_{unsat}, \chi_{sat}^3 = \emptyset$.

Chain growing phase: We iteratively build chains one at a time and add them to the relevant sets. In the process of building any chain, we will be moving chains which gets satisfied from χ_{unsat} to χ_{sat} and add any type-3 getting satisfied to χ_{sat}^3 and χ_{sat} . We never remove any fixed credit, hence any structure which is covered and/or satisfied remains so till the end of the process. At any moment of the algorithm, we use χ to refer to the current set of chains $\chi_{sat} \cup \chi_{unsat}$ and we maintain the relation $\chi_{sat}^3 \subseteq \chi_{sat}$.

We start growing a new chain with $\mathcal{C}_j = \emptyset$ and $i = 1$. Each *iteration* corresponds to growth of such a chain. Each *step* $i = 1, 2, \dots$ corresponds to growth of the current chain \mathcal{C} resulting in fixing some credit edges and adding a triangle ψ_i to \mathcal{C} while satisfying other triangles (including itself) whenever possible.

We keep on growing new chains, until we cannot find any valid type-[1, 3] triangle to begin with.

- **Beginning of a chain ($i = 1$):** We start by identifying a type-[1, 3] triangle adjacent to solution triangles $\psi_1 \in \mathcal{V}_1$ and $\psi_0 \in \mathcal{V}_3$ such that $(\psi_1, \psi_0) \in \text{lend}$, ψ_3 is not satisfied and $f(e) = 0$ **for at least one non-solution edge e of ω_1 , the singly-attached triangle of ψ_1** , in other words ψ_i is not fully-satisfied. Initiate the chain $\mathcal{C} = \{\psi_1, \psi_0\}$ as the currently growing chain. Let $\text{head}(\mathcal{C}) := \psi_0$.

Fixing credits: Let $g_1 := \text{gain}(\psi_1, \psi_0)$, $c_1 := V(\psi_1 \cap \psi_0)$, $a_0 := \text{anchor}(\psi_0)$, $a_1 := \text{anchor}(\psi_1)$ and $b_1 := \text{base}(\psi_1)$. Let e_0^1, e_0^2 be the non-solution edges in K_4 induced by $V(\psi_0) \cup \{a_0\}$ not incident to c_1 . Let ω_1 be the singly-attached triangle of ψ_1 and $\omega_0^1, \omega_0^2, \omega_0^3 = \omega_0$ be the singly-attached triangles of ψ_0 , such that $e_0^1, e_0^2 \in \omega_0$ (see Figure 21). Fix the credits such that $f(b_1) = f(e_0^1) = f(e_0^2) = \frac{1}{2}$ and all the edges of ψ_0 are half-edges, making ψ_0 a satisfied triangle. We keep the extra one credit with ψ_1 which is fixed in the next step. Hence ψ_1 is unsatisfied at this moment.

- **Grow-or-Terminate ($i > 1$):** At the beginning of this step the currently growing chain is $\mathcal{C} = \{\psi_{i-1}, \psi_{i-2}, \dots, \psi_0\}$. Find some $\psi_i \in \mathcal{V}_1$, such that $(\psi_i, \psi_{i-1}) \in \text{lend}$, $\text{gain}(\psi_i, \psi_{i-1}) \neq b_{i-1}$, and $f(e) = 0$ **for at least one non-solution edge e of ω_i , the singly-attached triangle of ψ_i** , in other words ψ_i is not fully-satisfied. Set $\mathcal{C} \leftarrow \{\psi_i\} \cup \mathcal{C}$. If no such ψ_i exists, then we terminate this iteration by adding the chain $\mathcal{C} = \{\psi_{i-1}, \psi_{i-2}, \dots, \psi_0\}$ to χ_{unsat} and set $\text{tail}(\mathcal{C}) := \psi_{i-1}$. Note that the extra one credit of $\text{tail}(\mathcal{C})$ is not fixed yet. Now start growing a new chain.

Fixing credits: Let $g_i := \text{gain}(\psi_i, \psi_{i-1})$, $c_i := V(\psi_i \cap \psi_{i-1})$, $a_i := \text{anchor}(\psi_i)$ and $b_i := \text{base}(\psi_i)$. Let $h_{i-1} := E(\psi_{i-1}) \setminus \{b_{i-1}, g_i\}$. Let e_{i-1}^1, e_{i-1}^2 be the non-solution edges of ω_{i-1} such that e_{i-1}^1 is adjacent to h_{i-1} and e_{i-1}^2 is adjacent to g_i . Let ω_i be the singly-attached triangle of ψ_i . Fix the credits such that $f(b_i) = f(h_{i-1}) = f(g_i) = f(e_{i-1}^1) = \frac{1}{2}$ (see Figure 21). Note that in this step we fix the one credit of ψ_{i-1} and keep the extra one credit with ψ_i which is fixed in the next step. Hence both non-base edges of ψ_i are null-edges and ψ_i is unsatisfied at this moment.

- **Satisfying chains in χ_{unsat} :** If any of the half-edges fixed in the current step belongs to the singly-attached triangle ω'_k of the tail triangle $\psi'_k = \text{tail}(\mathcal{C}')$ for any chain $\mathcal{C}' \in \chi_{unsat}$, then satisfy ψ'_k by assigning its one unused credit to the two edges in $E(\psi'_k) \setminus \text{base}(\psi'_k)$ and move \mathcal{C}' from χ_{unsat} to χ_{sat} (see Figure 20). Note that ω'_k will be covered by this charging.
- **Satisfying unsatisfied triangles in $\mathcal{V}_3 \setminus \text{head}(\chi)$:** If any of the half-edges fixed (say e) in the current step belongs any singly-attached triangle of any type-3 triangle $\psi^3 \in \mathcal{V}_3$ which is unsatisfied, then we satisfy it by assigning its 1.5 credits to all three solution triangles and

1/2 credit to any non-solution edge other than e (see Figure 19). Add $\{\psi^3\}$ to χ_{sat}^3 and χ_{sat}' set $head(\{\psi^3\}) = \psi_3$ and $tail(\{\psi^3\}) = \emptyset$. Note that all triangles in $G[V(\psi^3) \cup anchor(\psi^3)]$ are covered by this charging.

- **Satisfy-and-Truncate:** If ω_i (singly-attached triangle of ψ_i) contains a half-non-solution edge, then *satisfy* ψ_i by using its one unused credit and fixing $f(e) = \frac{1}{2}$ for both edges in $E(\psi_i) \setminus \{b_i\}$ (see Figure 20). In this case, we terminate this iteration by adding the chain $\mathcal{C} = \{\psi_i, \psi_{i-1}, \dots, \psi_0\}$ to χ_{sat} and set $tail(\mathcal{C}) := \psi_i$. Now start growing a new chain. Note that ω_i will be covered by this charging.

Else, continue growing the chain $\mathcal{C} = \{\psi_i, \psi_{i-1}, \dots, \psi_0\}$ by going to the $i + 1$ step.

At the end of this phase of the algorithm, we get the following fact (analogous to Fact 3).

Fact 7. For any k -sized unsatisfied chain $\mathcal{C} = \{\psi_k, \psi_{k-1}, \dots, \psi_0\} \in \chi_{unsat}$, if there exist $\psi \in \mathcal{V}_1$ such that $(\psi, \psi_k) \in lend$ and $gain(\psi, \psi_k) \neq base(\psi_k)$, then ψ is fully-satisfied. This implies that any arbitrary K_4 half-integral charging for $V(\psi_k) \cup \{a_k\}$ such that $f(gain(\psi_k, \psi_{k-1})) = \frac{1}{2}$ for the tail triangle covers all the twin doubly-attached triangles adjacent to it.

Similarly, any $\psi \in \mathcal{V}_1$ such that $\psi^3 \in \mathcal{V}_3 \setminus head(\chi)$ and $(\psi, \psi^3) \in lend$, is fully-satisfied.

Assigning the unused credits of $tail(\chi_{unsat})$ triangles: Using the above fact, in this final phase of the algorithm, we assign the unused one credit of $tail(\chi_{unsat})$ triangles as we do in the vanilla construction. For any $\psi_k \in tail(\chi_{unsat})$ which is a tail unsatisfied triangle of a k -sized chain, we assign half credit to a non-base edge of ψ and call it h_k and another half credit to the non-solution edge of ω_k which is not adjacent to h_k and call it e_k^2 . Then we name the edge in $E(\psi_k) \setminus \{b_k, h_k\}$ as g_{k+1} and the other non-solution edge of ω_k as e_k^1 (see Figure 17).

Chains charge distribution: As Lemma 38 applies to the above algorithm, the following fact holds for the charging fixed by the algorithm (see Figures 18, 19, 20 and 21b for illustration). Definition 36 does not say anything about credit on the half-edge e of a chain \mathcal{C} . But the following observation captures the exact distribution of the credit on these edges.

Observation 10. Let e be a half-edge of a chain \mathcal{C} as in Definition 36. By our construction, $f(e) = \frac{1}{2}$ and e is not a half-edge of any other chain $\mathcal{C}' \neq \mathcal{C}$.

We also get some more properties for containment (in addition to Lemma 38) of the half-solution edges of any chain $\mathcal{C} \in \chi$ in some other chain $\mathcal{C}' \in \chi$ based on whether \mathcal{C} was build before or after \mathcal{C}' .

Lemma 41. In addition to properties stated in Lemma 38, the following properties holds for chains in χ .

1. For any $\mathcal{C} \in \chi_{unsat}$, then it can only contain half-edge for any other chain $\mathcal{C}' \in \chi$ if \mathcal{C}' is built after \mathcal{C} . Moreover, the tail triangle's singly-attached triangles contains none such edge.
2. For any $\mathcal{C} \in \chi_{sat}'$, then apart from exactly one half-edge contained in the tail triangle ω_k mentioned in Lemma 38.4, it can only contain half-edge for any other chain $\mathcal{C}' \in \chi$ if \mathcal{C}' is built after \mathcal{C} .

Proof. If item 1 is not true, then \mathcal{C} would contain a half-edge of some already built chain (including \mathcal{C}), which mean that \mathcal{C} should have been satisfied. This contradicts the assumption that \mathcal{C} is unsatisfied. The moreover part also follows from the same contradiction.

If item 2 is not true, let $\mathcal{C} \in \chi_{sat}$ be a k -sized chain that does not go along with item 2. One possibility is that there exists a singly attached triangle $\omega_{i < k}$ which contains a half-edge of some

already built chain (including \mathcal{C}). This means we would have satisfied ψ_i and truncated the chain \mathcal{C} there, contradiction the fact that \mathcal{C} is a k -sized chain. Another possibility is that ω_k contains two half non-solution edges for some already built chains (including \mathcal{C}). This means ψ_k would have been fully-satisfied and shouldn't be added into \mathcal{C} during the construction. This is contradicting the condition for choosing ψ_k to add to the chain \mathcal{C} . \square

All in all, the following fact encapsulates the precise charge distribution for the chains in χ .

Fact 8. *We get the following charge distribution for any chain k -sized chain $\mathcal{C} \in \chi$:*

1. e_0^1, e_0^2 are half-edges of exactly one chain \mathcal{C} .
2. Every non-solution edge e_i^1 for $0 < i < k$ is a half-edge of exactly one chain \mathcal{C} .
3. If $\mathcal{C} \in \chi_{\text{unsat}}$ then e_k^2 is at least a half-edge.
4. If $\mathcal{C} \in \chi_{\text{sat}}$ then one of the e_k^1, e_k^2 edges is a half-edge of some chain $\mathcal{C}' \in \chi$ (possibly $\mathcal{C} = \mathcal{C}'$).
5. If $\mathcal{C} \in \chi_{\text{unsat}}$ then every solution edges except g_{k+1} is a half-edge.
6. If $\mathcal{C} \in \chi_{\text{sat}}$ then all the solution edges are half-edges.

The following fact follows from the above fact.

Fact 9. *For any k -sized chain $\mathcal{C} \in \chi$ and for $0 < i < k$ all the twin-doubly attached triangles t_i^1, t_i^2 are covered by half-edges g_{i+1}, g_i, h_i .*

In addition, we get the following observation which follows from Fact 7 for the chains in χ_{unsat} .

Observation 11. *For any k -sized chain $\mathcal{C} \in \chi_{\text{unsat}}$ we can rename h_k, g_{k+1} arbitrarily, fixing the names e_k^1, e_k^2 , such that h_k, e_k^2, b_k, g_k are the half-edges and g_{k+1}, e_k^1 are the null-edges in $G[V(\psi_k) \cup \{a_k\}]$, while maintaining the coverage of ψ_k, ω_k and the twin-doubly attached triangles t_k^1, t_k^2 .*

For chains in χ_{sat} we get the following.

Observation 12. *For any k -sized chain $\mathcal{C} \in \chi_{\text{sat}}$ the twin-doubly attached triangles t_k^1, t_k^2 are covered by half-edges g_{k+1}, g_k, h_k .*

Combining fact 8 with Proposition 39, we can state the following two corollaries for our new construction.

Corollary 42. *For any chain $\mathcal{C} = \{\psi_k, \psi_{k-1}, \dots, \psi_0\} \in \chi_{\text{unsat}}$, there exists the following valid swaps leading to an alternate optimal packing solution \mathcal{V}' such that:*

1. *For any $k \geq i > 0$, swapping $\{\psi_i, \psi_{i-1}, \dots, \psi_0\}$ with $\{t_i^1, t_{i-1}^1, \dots, t_1^1, \omega_0\}$ makes the half base-edge b_i and the gain edge g_{i+1} of ψ_i a non-solution edge. Moreover, the non-solution edge e_i^2 of ω_i adjacent to g_{i+1} remains a non-solution edge in \mathcal{V}' .*
2. *For any $k \geq i > 0$, swapping $\{\psi_i, \psi_{i-1}, \dots, \psi_0\}$ with $\{t_i^2, t_{i-1}^1, t_{i-2}^1, \dots, t_1^1, \omega_0\}$ makes the half base-edge b_i and the edge h_i of ψ_i a non-solution edge. Moreover, the non-solution edge e_i^1 of ω_i adjacent to h_i remains a non-solution edge in \mathcal{V}' .*

Proof. To prove this, we just need to ensure that our construction gives us the assumption needed by Proposition 39. In the other word, we have to show that for any i , $\{e_i^1, e_i^2\}$ are not in $\{e_j^1 : j < i\} \cup \{e_0^2\}$. Suppose not, let e_i be an edge in $\{e_i^1, e_i^2\} \cap (\{e_j^1 : j < i\} \cup \{e_0^2\})$. In the i^{th} step, ψ_i must be satisfied and truncated, so \mathcal{C} should not be in \mathcal{X}_{unsat} in the first place.

The moreover parts are also true from our construction. We show the proof of this part for item 1 and the moreover part of item 2 follows analogously. If e_i^2 becomes a solution edge in \mathcal{V}' , then it must be that e_i^2 is a half-non-solution edge of \mathcal{C} , i.e., either $e_i^2 \in E(t_j^1)$ for $0 < j < i$ or $e_i^2 \in E(\omega_0)$, which cannot happen by Lemma 38.2. \square

Corollary 43. *For any chain $\mathcal{C} = \{\psi_k, \psi_{k-1}, \dots, \psi_0\} \in \mathcal{X}_{sat}$, there exists the following valid swaps leading to an alternate optimal packing solution \mathcal{V}' such that:*

1. *For any $k > i > 0$, swapping $\{\psi_i, \psi_{i-1}, \dots, \psi_0\}$ with $\{t_i^1, t_{i-1}^1, \dots, t_1^1, \omega_0\}$ makes the half base-edge b_i and the gain edge g_{i+1} of ψ_i a non-solution edge. Moreover, the non-solution edge e_i^2 of ω_i adjacent to g_{i+1} remains a non-solution edge in \mathcal{V}' .*
2. *For any $k > i > 0$, swapping $\{\psi_i, \psi_{i-1}, \dots, \psi_0\}$ with $\{t_i^2, t_{i-1}^1, t_{i-2}^1, \dots, t_1^1, \omega_0\}$ makes the half base-edge b_i and the edge h_i of ψ_i a non-solution edge. Moreover, the non-solution edge e_i^1 of ω_i adjacent to h_i remains a non-solution edge in \mathcal{V}' .*
3. *swapping $\{\psi_k, \psi_{k-1}, \dots, \psi_0\}$ with at least one of the sets $\{t_k^1, t_{k-1}^1, \dots, t_1^1, \omega_0\}$ or $\{t_k^2, t_{k-1}^1, t_{k-2}^1, \dots, t_1^1, \omega_0\}$ (using the one out of t_k^1, t_k^2 which does not contains a half-edge of chains built before \mathcal{C} (including \mathcal{C} itself))*
is valid and makes the half base-edge b_k of ψ_k a non-solution edge.

Proof. The proof for the first two items follow directly from the same proof of Corollary 43.

For the third item, we can only ensure that at most one of the swaps is valid, as we cannot determine which non-solution edge of ω_k has credit, and where does it come from. But by our construction, at least one of the swaps must work, since at the time when we add ψ_k to \mathcal{C} , exactly one of the non-solution edges of ω_k is a half-edge, which in the worst case may belong to the set $\{e_i^1\}_{i=0}^{k-1} \cup \{e_0^2\}$. Hence, at least one of the non-solution edges of either t_k^1 or t_k^2 should be disjoint from the set $\{e_i^1\}_{i=0}^{k-1} \cup \{e_0^2\}$ of half-non-solution edges of \mathcal{C} . \square

Triangle types with respect to packing solution So far, we have been using a fixed packing solution \mathcal{V} . In the subsequent parts of this paper, we will need to argue about alternate packing solutions to show some structural properties. To get an alternate packing solution \mathcal{V}' , we will identify a set of disjoint solution triangles S and another set of disjoint triangles S' of the same cardinality. \mathcal{V}' is obtained by replacing S with S' in \mathcal{V} . Note that the type of some triangle ψ might gets changed as a result. When it is not clear from the context, we use $type_{\mathcal{V}'}(\psi)$ to refer to the type of ψ in the packing solution \mathcal{V}' . Similarly, we say that ψ is $type_{\mathcal{V}'}-i$ if $type_{\mathcal{V}'}(\psi) = i$. We will also use this notation for doubly-attached triangles and hollow triangles. The subscript will be omitted (as before) when the packing solution is the initial packing solution.

Observation 13. *Let $\mathcal{X}' = \{\mathcal{C}_1, \mathcal{C}_2, \dots, \mathcal{C}_\ell\} \subseteq \mathcal{X}_{unsat}$ be a subset of unsatisfied chains. Applying Corollary 42.1 with $i = k - 1$ to each chain $\mathcal{C} \in \mathcal{X}'$ gives us an alternate packing \mathcal{V}' such that:*

1. *For any $\mathcal{C} \in \mathcal{X}'$, $type_{\mathcal{V}'}(tail(\mathcal{C})) = 3$.*
2. *For any $\psi^3 \in \mathcal{V}_3 \setminus head(\mathcal{X})$, $type_{\mathcal{V}'}(\psi^3) = 3$.*

Proof. We first show that these swaps can be applied simultaneously. Since each solution triangle belongs to exactly one chain, the set of solution edges used for different chains will be disjoint. If any non-solution edge e is contained in two triangles which appear in swaps corresponding to two different chains \mathcal{C} and \mathcal{C}' , then e must be a half-edge of both \mathcal{C} and \mathcal{C}' which contradicts Observation 10.

We show that $\text{type}_{\mathcal{V}'}(\text{tail}(\mathcal{C})) = 3$ for each $\mathcal{C} \in \mathcal{X}'$. This is true as the gain-edge g_k of each chain becomes a non-solution edge by the swap and by Lemma 38.3 no non-solution edges of ω_k of a tail triangle is used in the swaps.

Also each unsatisfied type-3 triangle $\psi^3 \in \mathcal{V}_3 \setminus \text{head}(\mathcal{X})$ remained type-3 in \mathcal{V}' . This follows from Lemma 38.5 which implies that no non-solution edges of any singly-attached triangle of ψ^3 is used in any of the swaps. \square

Proving technical claims while maintaining the flexibility for credits: Now we are ready to prove our technical claims. We maintain the *flexibility* (similar to Observations 5 and 6) for credits of the type -1 tail triangles corresponding to chains in $\mathcal{X}_{\text{unsat}}$ and the non-head type-3 triangles in $\mathcal{V}_3 \setminus \text{head}(\mathcal{X})$. More precisely, we will get the following modified versions.

Observation 14. *Lemma 20 remains true for any arbitrary but fixed K_4 half-integral charging for $G[V(\psi_k) \cup \text{anchor}(\psi_k)]$, where ψ_k is the tail triangle of any k -sized chain $\mathcal{C} \in \mathcal{X}_{\text{unsat}}$ such that $f(\text{base}(\psi_k)) = f(\text{gain}(\psi_k, \psi_{k-1})) = \frac{1}{2}$.*

Observation 15. *Lemma 20 remains true for any arbitrary but fixed K_4 half-integral charging for $G[V(\psi^3) \cup \text{anchor}(\psi^3)]$, where ψ^3 is any type-3 triangle which is not part of any chain, i.e. in $\mathcal{V}_3 \setminus \text{head}(\mathcal{X})$.*

Any other triangle does not need this flexibility, since they are satisfied. These properties will be crucially used to cover all the triangles in the presence of type-0 triangles. For the non-head triangles in \mathcal{V}_3 , we tentatively fix the K_4 half-integral charging which covers itself and all its singly-attached triangles. Apart from that we do not use these credits to cover any other triangle. Similarly, for any tail triangle $\psi_k \in \mathcal{C} \in \mathcal{X}_{\text{unsat}}$, we tentatively fix the K_4 half-integral charging such that its base edge b_k and the gain edge $g_k = \text{gain}(\psi_k, \psi_{k-1})$ are half-edges and covers itself, singly-attached triangle ω_k and twin-doubly-attached triangles t_k^1, t_k^2 . Apart from that, we allow to use only the credits for b_k, g_k (which will remain fixed) to cover any other triangle in G .

This implies that no matter how we fix the flexible credits (as in Observations 14 and 15) for these, the charging still covers all the triangles in any instance without type-0 triangles. This flexibility allows us to *freely* assign the two credits of non-head type-3 triangles respecting K_4 half-integral charging in the three possible ways. For unsatisfied tail triangles, it allows to *freely* rotate the non-base solution edge and non-solution edge credits in two possible ways. Later on in the general instance, we crucially use this flexibility to cover any general instance.

To capture this, we define the flexible and fixed credits.

Definition 44 (Flexible and fixed credits). *With respect to the current charge function $\{f(e)\}_{e \in E}$ and chains \mathcal{X} , we define a fixed charge function $f_{\text{fix}} : E \rightarrow \mathbb{R}^+$ based on whether the credit for any edge $e \in E$ is flexible or fixed. For any edge $e \in E$, we say that its credit is flexible if:*

1. *either e belongs to $G[V(\psi_k) \cup \text{anchor}(\psi_k)] \setminus \{b_k, g_k\}$, where ψ_k is the tail triangle of any k -sized chain $\mathcal{C} \in \mathcal{X}_{\text{unsat}}$ structure.*
2. *or $e \in G[V(\psi^3) \cup \text{anchor}(\psi^3)]$, where ψ^3 is any type-3 triangle in $\mathcal{V}_3 \setminus \text{head}(\mathcal{X})$.*

If e falls in any of the above cases, we set $f_{\text{fix}}(e) = 0$. Otherwise, we say that credit of e is fixed and set $f_{\text{fix}}(e) = f(e)$.

We get the following fact for the above defined charge function f_{fix} .

Fact 10. *For the fixed charge function f_{fix} defined for edges of G , the following properties hold:*

1. *For any edge e which is a half edge any chain in χ , $f_{fix}(e) = \frac{1}{2}$.*
2. *For any edge $e \in E(\psi)$, where $\psi \in \mathcal{V}_1 \setminus \text{tail}(\chi_{unsat})$, $f_{fix}(e) = f(e)$.*

The next observation follows from the fact that $f_{fix}(h_k) = f_{fix}(g_{k+1}) = f_{fix}(e_k^1) = f_{fix}(e_k^2) = 0$ for any k -sized chain $\mathcal{C} \in \chi_{unsat}$.

Observation 16. *For any k -sized chain $\mathcal{C} \in \chi_{unsat}$, we can rename h_k and g_{k+1} (and accordingly e_k^1 and e_k^2) without changing the chains structure in χ and the charge function f_{fix} .*

Like before, all the solution triangles and singly attached triangles are covered after the chains construction. Some type-[1, *] or type-[1, *, *] triangles adjacent to null edges of tail triangles or unsatisfied type-3 triangles may not be covered. This together with Observations 11 and 12 and assuming Claims 45, 46, 47, 48 and 49, we get Lemma 20. Moreover, Observations 14 and 15 holds by the way we define f_{fix} .

Finally, we will prove our technical claims by contradiction by every time starting with some triangle t which is not covered by the charge function f_{fix} .

Claim 45. *All the type-[1, 1] triangles in G , except for the twin-doubly attached triangles covered in Observation 11, are covered by charge function f_{fix} .*

Proof. Let t be a type-[1, 1] triangle in G which is considered in the claim and is not covered by f_{fix} . This implies that t should contain at least one null non-base edge (by Observation 16 assume this edge is g_{k+1}) with respect to the charge function f_{fix} of some chain $\mathcal{C} = \{\psi_k, \psi_{k-1}, \dots, \psi_0\} \in \chi_{unsat}$'s tail type-1 triangle ψ_k . We can make this assumption as because all the other solution edges of type-1 triangles are at least a half-edge w.r.t to the charge function f_{fix} . The second solution edge could be either some other non-base edge or a half base edge of a type-1 triangle which takes part in some chain (possibly in \mathcal{C}). Since t contains a null-edge of ψ_k , it cannot be the case that t belongs to Observation 12.

Let ψ be the other type-1 triangle adjacent to t and $c = V(\psi) \cap V(\psi_k)$ be the common vertex. Let e be the non-solution edge in t .

First we deal with the case when t is adjacent to non-base edge of ψ . If t belongs to Proposition 13.2, it implies either $(\psi, \psi_k) \in \text{lend}$ or $(\psi_k, \psi) \in \text{lend}$. But then t is covered, in former case by Fact 7. In the latter case when $(\psi_k, \psi = \psi_{k-1}) \in \text{lend}$, t belongs to Observation 11, hence t is excluded from this claim. Note that since $\mathcal{C} \in \chi_{unsat}$, t cannot be in Observation 12 in this case.

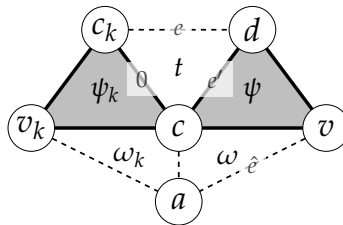


Figure 22: Possibly uncovered type-[1, 1] doubly-attached triangle.

Otherwise t belongs to Proposition 13.3, where singly-attached triangles ω, ω_k of ψ, ψ_k respectively share a non-solution edge and the only anchoring vertices $a := \text{anchor}(\psi)$ and a_k are the same. Note that, t is edge-disjoint from both ω and ω_k (see Figure 22).

Clearly $f_{fix}(t)$ can be 0 or $\frac{1}{2}$. We will first rule out the case where $f_{fix}(t) = 0$. Suppose $f_{fix}(t) = 0$. Then $\psi = \psi'_{k'} = \text{tail}(\mathcal{C}')$ for some $\mathcal{C}' = \{\psi'_{k'}, \psi'_{k'-1}, \dots, \psi'_0\} \in \mathcal{X}_{unsat}$. In this case, we apply Corollary 42.1 to both $\mathcal{C}, \mathcal{C}'$ using $i = k, k'$ respectively to get alternate packing solution \mathcal{V}' . Note that by Observation 10, \mathcal{V}' is a valid packing solution, such that $|\mathcal{V}'| = |\mathcal{V}|$. Also, any triangle in \mathcal{V}' does not contain e as e has 0 credit, hence e remains a non-solution edge with respect to \mathcal{V}' . Altogether, all edges of t become non-solution in \mathcal{V}' , so we can add t to our packing solution \mathcal{V}' , which contradicts the optimality of \mathcal{V} .

In the other case when $f_{fix}(t) = \frac{1}{2}$, there are two sub-cases, one when $f_{fix}(e) = \frac{1}{2}$ and $f_{fix}(e') = 0$; and another when $f_{fix}(e) = 0$ and $f_{fix}(e') = 0$, where $e' = E(\psi \cap t)$.

In the first sub-case when $f_{fix}(e) = \frac{1}{2}$, ψ is an unsatisfied tail triangle such that $f_{fix}(e') = 0$. Again let, $\psi = \psi'_{k'} = \text{tail}(\mathcal{C}')$ for $\mathcal{C}' = \{\psi'_{k'}, \psi'_{k'-1}, \dots, \psi'_0\} \in \mathcal{X}_{unsat}$. By the argument used for $f_{fix}(t) = 0$ case, e must be a half-edge of either \mathcal{C} or \mathcal{C}' (not both by Observation 10). By renaming, suppose e is a half-edge of \mathcal{C}' . Then we apply Corollary 42.1 with $i = k$ to ψ_k to get an alternate packing solution \mathcal{V}' , such that g_{k+1} becomes a non-solution edge and the common non-solution edge of ω, ω_k remains a non-solution edge. By Lemma 38.3, ω cannot contain any other non-solution edge (which are precisely set of half-edges of \mathcal{C}) used by Corollary 42.1. Hence we can replace ψ with ω and t to get a larger packing solution, which contradicts the optimality of \mathcal{V} .

In the second sub-case we have $f_{fix}(e) = 0$ and $f_{fix}(e') = \frac{1}{2}$. If the edge $\hat{e} = \overline{v}a$ (where $v = V(\psi) \setminus V(t)$) is not in t_i^1 for some $i > 0$ and not in ω_0 of chain \mathcal{C} , i.e. not one of the half-solution edges of \mathcal{C} , then by the same reasoning as above we arrive at a contradiction.

Hence \hat{e} is one of the half-non-solution edges of \mathcal{C} .

In the special case when $\psi = \psi_i$ for some $i > 0$ in the same chain \mathcal{C} , once we apply Corollary 42.1 to get \mathcal{V}' , we claim that t would become available to be added to \mathcal{V}' , contradicting optimality of \mathcal{V} . The claim is true since $\hat{e} = e_i^1$, hence t_i^1 will not contain e' , which implies e' will become a non-solution edge. Moreover, the other two edges of t will be non-solution edges by the same argument as in the last case.

Now we deal with the case when \hat{e} is a half-edge of \mathcal{C} and ψ is not in \mathcal{C} .

Consider ψ_{k-1} and ω_{k-1} . Since $c_k, a \in V(\psi_{k-1})$ (as $g_k = \overline{c_k}a$) hence they dominate vertices in $V(\psi) \cup V(\psi_k) \cup \{a\}$, which implies the third vertex v_{k-1} should be a new vertex (see Figure 22). As \hat{e} is adjacent to g_k it cannot be e_{k-1}^1 which together with Lemma 38.2, implies that $\hat{e} \notin \omega_{k-1}$. If ω_{k-1} does not contain e , then we can replace $\{\psi_{k-1}, \psi_k, \psi\}$ with $\{\omega_{k-1}, t_k^1, t, \omega\}$ to get a larger packing solution, contradicting optimality of \mathcal{V} .

Hence $e \in E(\omega_{k-1})$. The only way to have this containment is when $d = V(e) \cap V(e')$ is the same as the anchor vertex a_{k-1} . Also, $\overline{v_{k-1}}d$ is the other non-solution edge of ω_{k-1} . For $k-1 = 0$, ω_0 cannot contain e (since $f_{fix}(e) = 0$) hence it cannot be the case.

Hence, there exists ψ_{k-2}, ω_{k-2} , such that \overline{ad} is the gain edge g_{k-1} contained in ψ_{k-2} . This implies that the third vertex v_{k-2} of ψ_{k-2} cannot be in $V(\psi) \cup V(\psi_k) \cup V(\psi_{k-1})$, hence it is a new vertex.

If ω_{k-2} contains either \hat{e} or $\overline{c_k}a$, then either v or c will be same as the anchor vertex a_{k-2} , which implies $(\psi_{k-2}, \psi) \in \text{lend}$, which is a contradiction since we are in the case when $\psi \notin \mathcal{C}$.

If ω_{k-2} does not contain $e_k^1 = \overline{v_k}a$ (which is always true by Lemma 38.3 in case $k-2 = 0$), then we can swap $\{\psi_{k-2}, \psi_{k-1}, \psi_k, \psi\}$ with $\{\omega_{k-2}, t_{k-1}^1, t_k^1, t, \omega\}$ to arrive at a contradiction. Notice that ω_{k-2} cannot contain e or $\overline{v_{k-1}}d$ because of Fact 5.

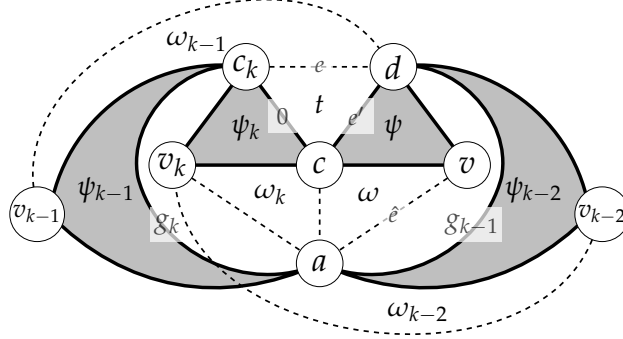


Figure 23: Possibly uncovered type-[1, 1] doubly-attached triangle on the detailed analysis up to ψ_{k-2} .

Hence it has to be that $k - 2 > 0$ and ω_{k-2} contains e_k^1 . Notice that in this case, $v_k = a_{k-2}$ (see Figure 23). Now consider ψ_{k-3} . The gain edge g_{k-2} is $v_k d$. Because v_k and d dominate $V(\psi_k) \cup V(\psi) \cup V(\psi_{k-1}) \cup V(\psi_{k-2})$, v_{k-3} is a new different vertex. If ω_{k-3} is edge-disjoint from ω_k and e , then we can replace $\{\psi_{k-3}, \psi_k\}$ with $\{\omega_k, \Delta_{dv_k c_k}, \omega_{k-3}\}$ to arrive at a contradiction. Now \overline{ca} cannot be in ω_{k-3} since none of its vertices are in ψ_{k-3} . By Fact 5 e_k^1 cannot be in ω_{k-3} . Finally, ω_{k-3} cannot contain e otherwise $a_{k-3} = c_k$, which implies $(\psi_{k-3}, \psi_k) \in \text{lend}$ which contradicts our chain construction. Hence indeed the swap can be performed in this case which concludes the proof for this claim.

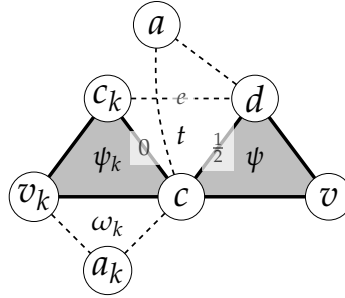


Figure 24: Possibly uncovered type-[1, 1] doubly-attached triangle with half-base edge

Now we deal with the case when t is adjacent to the half base edge of ψ (see Figure 24), which implies ψ is some solution triangle ψ'_i also contains in some chain $C' = \{\psi'_{k'}, \psi'_{k'-1}, \dots, \psi'_0\} \in \chi$ (possibly $C' = C$) and also $f_{fix}(e) = 0$.

We apply Corollary 42 or Corollary 43 (based of whether C' is satisfied or unsatisfied), starting from one of the twin-doubly-attached triangles t_i^1, t_i^2 containing \overline{da} to get an alternate packing solution \mathcal{V}' . This solution cannot contain e as $f_{fix}(e) = 0$ and also none of the edges of ω_k by Lemma 38.3. Hence, we can replace ψ_k with ω_k and add t to \mathcal{V}' to obtain a larger packing solution, contradiction the optimality of \mathcal{V} .

With this last case we conclude the proof for this claim.

Since all possible cases lead to a contradiction, we conclude that having an uncovered type-[1, 1] triangle is not possible. \square

Claim 46. *All the type-[1, 3] triangle in G , except for the twin-doubly attached triangles covered in Observation 11, are covered by charge function f_{fix} .*

Proof. Suppose t is a type-[1, 3] triangle in G which is considered in the claim and is not covered by f_{fix} .

First we show that the type-1 triangle cannot have a lend relationship with the type-3 triangle. If not, then either both of t 's solution edges are half-edge in f_{fix} , hence t has to be covered. Otherwise, t falls in Fact 7 (fully-satisfied triangle), hence again covered by f_{fix} . All the other type-[1, 3] triangles in G fall in Observation 11, hence are excluded from this claim.

The only other possibility (by Proposition 12.2) is that t contains the half base edge b_i of the type-1 triangle ψ_i which is part of some chain \mathcal{C} , otherwise t will be covered by f_{fix} . Note that in this case, the anchoring vertices of ψ_i and ψ^3 must be different, otherwise there exists a non-solution triangle without any solution edge, which contradicts the optimality of \mathcal{V} . Also, the type-3 triangle ψ^3 must not be satisfied or t is covered, hence $\psi^3 \in \mathcal{V}_3 \setminus \text{head}(\chi)$.

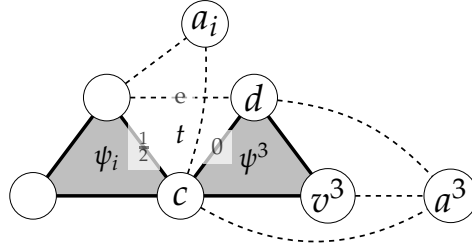


Figure 25: Possibly uncovered type-[1, 3] doubly-attached triangle with half-base edge

Let e be the non-solution edge of t . Note that $f_{fix}(e) = 0$, otherwise t will be covered. Let v^3 be the vertex $V(\psi^3) \setminus V(t)$. Let d be the third vertex of ψ^3 and let $a^3 = \text{anchor}(\psi^3)$.

If ψ_i is in an unsatisfied chain, then we can use Corollary 42.1 on ψ_i to free up b_i , the base-edge of ψ_i in the alternate solution \mathcal{V}' . Otherwise, ψ_i is in a satisfied chain, then we can apply Corollary 43 (based on the structure of ψ_i) to free up b_i in the alternate solution \mathcal{V}' . By Lemma 38 with the fact that $f_{fix}(e) = 0$ and; the fact that $e \notin E(\omega_i)$, triangles in \mathcal{V}' cannot contain e . Also, \mathcal{V}' does not contain any non-solution edge of any singly-attached triangle of ψ^3 either (by Lemma 38.5 and the fact that e cannot belong to any singly-attached triangle of ψ^3). Hence we can replace ψ^3 with $\Delta_{a^3cv^3}$ and t in \mathcal{V}' to obtain a larger packing solution, so this is not possible. \square

Claim 47. *All the type-[1, 1, 1] triangle in G are covered by charge function f_{fix} .*

Proof. Let t be a type-[1, 1, 1] triangle in G which is considered in the claim and is not covered by f_{fix} . It must be that at least two edges in $E(t)$ are null-edges and it does not contain any full-base edge.

Let ψ_k and ψ be two triangles such that $e_k = E(\psi_k) \cap E(t)$ and $e = E(\psi) \cap E(t)$ are null w.r.t. f_{fix} , i.e. $f_{fix}(e) = f_{fix}(e_k) = 0$. Let ψ^1 be the third type-1 triangle. The edge $e^1 = E(\psi^1) \cap E(t)$ can be a null non-base edge, half non-base edge, or half base-edge. In all these cases, $|CL_{sin}(\psi_k)| = |CL_{sin}(\psi)| = 1$. Also, $|CL_{sin}(\psi^1)| = 1$ unless e^1 is a half non-base edge. Let a_k, a, a^1 be the anchoring vertices of ψ_k, ψ, ψ^1 , respectively (in the case that $|CL_{sin}(\psi^1)| > 1$ choose any arbitrary anchoring vertex to be a^1). Now we name vertices of t . Let $c = V(\psi_k) \cap V(\psi)$, $c^1 = V(\psi) \cap V(\psi^1)$, $c^2 = V(\psi_k) \cap V(\psi^1)$. Let the base-edges of ψ_k, ψ, ψ^1 be b_k, b, b^1 respectively. We also name the third vertex of each type-1 triangle. Let $v_k = V(\psi_k) \setminus V(t)$, $v = V(\psi) \setminus V(t)$, $v^1 = V(\psi^1) \setminus V(t)$.

Let us first consider the case when e^1 is a non-base edge of ψ^1 . In this case, $f_{fix}(t)$ can be 0 or $\frac{1}{2}$. We will first rule out the case where $f_{fix}(t) = 0$ (see Figure 26).

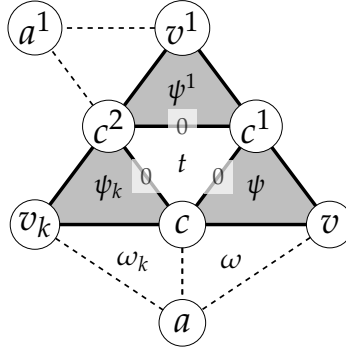


Figure 26: Possibly uncovered type-[1,1,1] triangle with $f_{fix}(t) = 0$.

Suppose $f_{fix}(t) = 0$, it means that ψ_k, ψ, ψ^1 are tails of three different chains in χ_{unsat} .

We use Corollary 42.1 on all three chains to get an alternate packing solution \mathcal{V}' . These swaps will free up t , which we can add to our solution \mathcal{V}' to get a larger packing solution, which contradicts the optimality of \mathcal{V} .

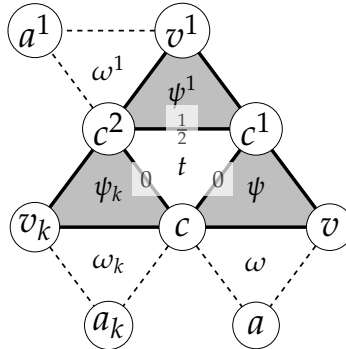


Figure 27: Possibly uncovered type-[1,1,1] triangle with e^1 being a non-base edge and $|\{a, a_k, a^1\}| = 3$

Now we can assume that $f_{fix}(t) = \frac{1}{2}$. By renaming, let $b^1 = \overline{c^2 v^1}$. Notice that if $|\{a_k, a, a^1\}| = 3$, then we can replace $\{\psi_k, \psi, \psi^1\}$ with $\{\omega_k, \omega, \omega^1, t\}$ to get a larger packing solution, so this is not possible.

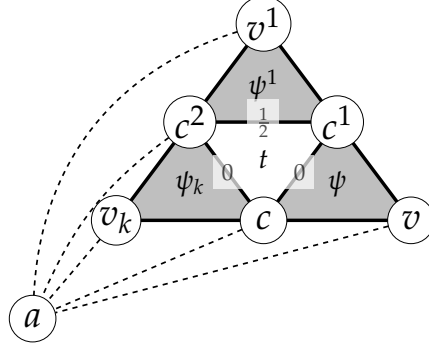


Figure 28: Possibly uncovered type-[1, 1, 1] triangle and $|\{a, a_k, a^1\}| = 1$

The case where $a_k = a = a^1$ is also not possible since that would imply at least one of three triangles is type-3 (see Figure 28).

Now we can assume $|\{a_k, a, a^1\}| = 2$. It can be deduced that $a \neq a^1$, otherwise $\overline{cc^2}$ becomes a base edge of ψ_k contradicting the fact that e_k is a non-base null edge of ψ_k . Let \mathcal{C} be the chain such that $\text{tail}(\mathcal{C}) = \psi_k$. By Observation 16 assume $g_{k+1} = e_k$.

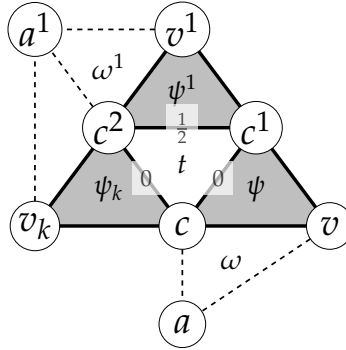


Figure 29: Possibly uncovered type-[1, 1, 1] triangle with e^1 being a non-base edge and $a_k = a^1$

Suppose $a_k = a^1$. This implies that, out of $\overline{v_k c}$, $\overline{v_k c^2}$, it should be the case that $b_k = \overline{v_k c^2}$. If not, then ψ_k will become a type-3 triangle (see Figure 29). Applying Corollary 42.1 with $i = k$ on \mathcal{C} we get \mathcal{V}' , such that solution triangles in \mathcal{V}' cannot contain the edge $e_k^2 = \overline{c^2 a^1}$. Suppose triangles in \mathcal{V}' do not contain the edge $\overline{v^1 a^1}$ as well. Then we can replace $\{\psi, \psi^1\}$ with $\{\omega, \omega^1, t\}$ in \mathcal{V}' to get a larger packing solution, so this is not possible. Note that, by Lemma 38.3, ω cannot contain any edge of any solution triangle in \mathcal{V}' excepts ψ 's base edge b . Now we can assume that the edge $\overline{v^1 a^1}$ is a half-edge of chain \mathcal{C} . By Fact 10, $f_{fix}(\overline{v^1 a^1}) = \frac{1}{2}$.

Consider ψ_{k-1} , ω_{k-1} for chain \mathcal{C} . Note that, $g_k = \overline{ca^1}$ is the gain edge contained in ψ_{k-1} . As $\overline{v^1 a^1}$ is adjacent to g_k it cannot be e_{k-1}^1 which together with Lemma 38.2, implies that $\overline{v^1 a^1} \notin \omega_{k-1}$. Suppose ω_{k-1} is disjoint from ω . This together with the fact that ω_{k-1} is disjoint from ω_k by Fact 5, implies that we can replace $\{\psi_k, \psi_{k-1}, \psi, \psi^1\}$ with $\{t, t_k^1, \omega_{k-1}, \omega, \omega^1\}$ to get a larger packing solution, contradicting the optimality of \mathcal{V} . Hence, ω_{k-1} must share some edge with ω . Since the vertices $c, a^1 \in V(\psi_{k-1})$ dominate all the vertices in $V(\psi) \cap V(\psi_k) \cap V(\psi^1) \cap \{a, a^1\}$, hence the third vertex (say $v_{k-1} \in V(\psi_{k-1})$) has to be a new vertex. This implies that the only possible way that ω_{k-1} and ω share an edge is that $\overline{ca} \in E(\omega_{k-1})$ and the anchor vertex $a_{k-1} = a$. Hence $\overline{ca} = e_{k-1}^2$.

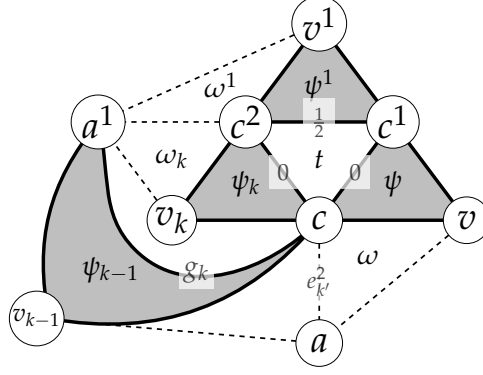


Figure 30: Possibly uncovered type-[1, 1, 1] triangle with e^1 being a non-base edge and $a_k = a^1$. The detail analysis on ψ_{k-1} .

In this case, we apply Corollary 42.1 with $i = k'$ on the k' -sized chain C' (such that $\text{tail}(C') = \psi$ and assuming $g'_{k'+1} = e$ by Fact 10) to get an alternate solution \mathcal{V}' . Note that the edge $e_{k'}^2 = \overline{ca}$ cannot be contained by triangles in \mathcal{V}' (see Figure 30). Also, they cannot contain the other (half-)edge e_{k-1}^1 of \mathcal{C} contained in ω_{k-1} by Lemma 38.1. In addition to that, any triangle in \mathcal{V}' cannot contain any of the non-solution edges, with respect to \mathcal{V} , of ω_k (by Lemma 38.3). Now to show that any triangle in \mathcal{V}' excepts ψ^1 does not contain any edge of ω^1 , we just need to argue that $\overline{a^1v^1}$ is not a solution edge of any triangle in \mathcal{V}' . Recall that $\overline{a^1v^1}$ is a half-edge of \mathcal{C} , hence by Lemma 38.1, $\overline{a^1v^1}$ will not become a solution edge of any triangle in \mathcal{V}' . All in all, we can replace $\{\psi_k, \psi_{k-1}, \psi^1\}$ with $\{t_k^1, \omega_{k-1}, \omega^1, t\}$ in the new solution \mathcal{V}' to get a packing solution that is strictly larger than \mathcal{V} , which is a contradiction. So it is not possible that $a_k = a^1$.

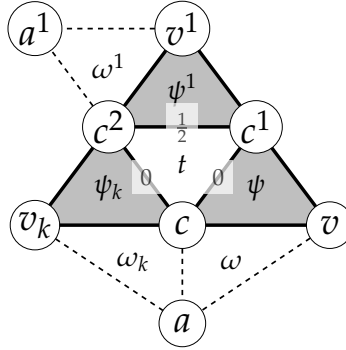


Figure 31: Possibly uncovered type-[1, 1, 1] triangle with e^1 being a non-base edge and $a = a_k$

Suppose $a_k = a$. Note that this is only possible when $V(b) \cap V(b_k) = c$, which implies $b = \overline{vc}$ and $b_k = \overline{cv_k}$. In the case when both b, b_k do not contain c , e^1 will support a singly-attached triangle. In the other cases, when exactly one of b, b_k contains c , then either e or e_k will support a singly-attached triangle. All in all, it contradicts the fact that we are in the case when all three edge are non-base edges (see Figure 31). We apply Corollary 42.1 to \mathcal{C} with $i = k$, to get the alternate solution \mathcal{V}' . If non-solution edges of ω^1 (not adjacent to ψ^1) are not solution edges of any triangle in \mathcal{V}' , then we can replace $\{\psi^1, \psi\}$ with $\{\omega^1, \omega, t\}$ in \mathcal{V}' to get a larger packing solution, which is a contradiction. Note that by Lemma 38.3, The non-solution edges of ω with respect to \mathcal{V} will still be non-solution edges in \mathcal{V}' . Hence, at least one non-solution edge of ω^1 with respective \mathcal{V} must become the solution edge of \mathcal{V}' . Using the same argument as above, we can conclude that

applying Corollary 42.1 to \mathcal{C}' with $i = k'$ gives an alternate solution such that its triangles also contain a non-solution edge of ω^1 . Hence the swaps in Corollary 42.1 to both $\mathcal{C}, \mathcal{C}'$ with $i = k$ and $i = k'$ respectively must contain at least one non-solution edges (with respect to \mathcal{V}) of ω^1 . Moreover, as the non-solution edges (with respect to \mathcal{V}) of ω^1 must belong to the set of half-edges for $\mathcal{C}, \mathcal{C}'$ respectively, hence by Lemma 38.1, they must be different edges of ω^1 .

Consider ψ_{k-1} . Notice that $\overline{c^2 a} \in E(\psi_{k-1})$. Since $\{c^2, a\}$ dominates existing vertices, the third vertex v_{k-1} of ψ_{k-1} has to be a new different vertex. This means the edge $\overline{v^1 a^1}$ cannot be in ω_{k-1} . As $\overline{c^2 a^1}$ is adjacent to g_k it cannot be e_{k-1}^1 which together with Lemma 38.2, implies that $\overline{c^2 a^1} \notin \omega_{k-1}$. Hence, if ω_{k-1} is disjoint from ω (which will be true for $k-1 = 0$ case by Lemma 38.3), then we can swap $\{\psi_{k-1}, \psi_k, \psi, \psi^1\}$ with $\{\omega_{k-1}, t_k^1, \omega, \omega^1, t\}$ to get a larger packing solution, which contradicts the optimality of \mathcal{V} . Hence, $k-1 > 0$ and $\overline{v a} \in E(\omega_{k-1})$, because $\overline{c a}$ cannot be in ω_{k-1} by Fact 5. This implies that the anchoring vertex $a_{k-1} = v$ and the base edge $b_{k-1} = \overline{v_{k-1} a}$ (see Figure 32).

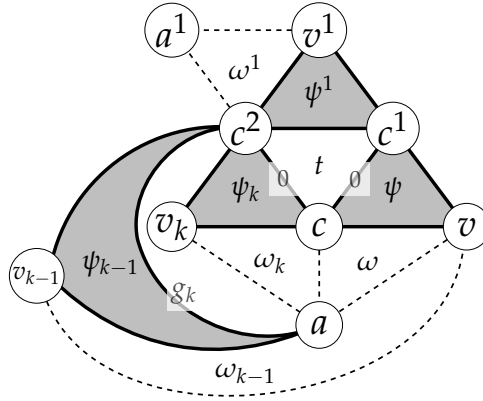


Figure 32: Possibly uncovered type-[1, 1, 1] triangle with e^1 being a non-base edge and $a = a_k$. The detail analysis on ψ_{k-1}

Consider ψ_{k-2} . Notice that $\overline{c^2 v} \in E(\psi_{k-2})$. Hence by the same reasoning used for ψ_{k-1} , the third vertex v_{k-2} of ψ_{k-2} is a new different vertex. By the same reasoning used for ω_{k-1} , $\overline{v^1 a^1}$ and $\overline{c^2 a^1}$ cannot be in ω_{k-2} . Which together with Fact 5 and the adjacency of triangle ψ_{k-2} implies that ω_{k-2} is disjoint from both ω^1 and ω . Hence, we can replace $\{\psi_k, \psi_{k-1}, \psi_{k-2}, \psi, \psi^1\}$ with $\{t_k^1, t_{k-1}^1, \omega_{k-2}, \omega, \omega^1, t\}$ to get a larger packing solution, leading to a contradiction. Hence the case where $a_k = a$ is not possible either. All in all, the case where e^1 is a non-base edge is not possible.

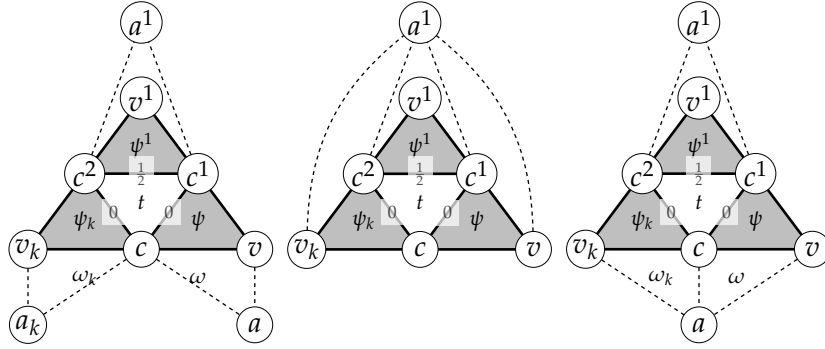


Figure 33: Some of the possibly uncovered type-[1, 1, 1] triangle with e^1 being a half-base edge and $a = a_k$. The proof covers all cases in one go, as it uses $t_k^1, t_{k'}^1$ triangles for the swap in Corollary 42.1 which will always contain edges $\overline{v_k a_k}, \overline{v a}$ respectively, hence cannot interfere with each other or ω^1 .

Suppose e^1 is a half-base edge (as in Figure 33).

This means ψ_k, ψ are tails of k, k' sized chains $\mathcal{C}, \mathcal{C}' \in \chi_{\text{unsat}}$ respectively and ψ^1 is also part of some chain (possibly be \mathcal{C} or \mathcal{C}'). Using Observation 16, we assume that $e_k = g_{k+1}$ and $e = g'_{k'+1}$. In this case, we apply Corollary 42.1 with $i = k$ and $i = k'$ on both \mathcal{C} and \mathcal{C}' to get an alternate solution \mathcal{V}' . If ψ^1 is part of one of the chains $\mathcal{C}, \mathcal{C}'$, then b^1 will become a non-solution edge in \mathcal{V}' . This together with the fact that the swaps made e, e_k non-solution edges, we can add t to \mathcal{V}' to get a larger packing solution, leading to a contradiction. Hence ψ^1 is part of a different chain \mathcal{C}'' . The chain \mathcal{C}'' can either be satisfied or unsatisfied. If it is unsatisfied, then we apply Corollary 42.1 to \mathcal{C}'' starting from ψ^1 to free the base edge e^1 to get another alternate packing solution \mathcal{V}'' . By Lemma 38.1, \mathcal{V}'' is a valid packing solution, i.e., any pair of solution triangles in \mathcal{V}'' are edge-disjoint. Again, we can add t to \mathcal{V}'' to get a larger packing solution, leading to a contradiction. Otherwise, in case when $\mathcal{C}'' \in \chi_{\text{sat}}$, if ψ^1 is not a tail triangle, then we can use Corollary 43.1 to free up e^1 , without using any edge of any solution triangle in \mathcal{V}' and finally add t to reach at a contradiction.

Finally, the last case is when ψ^1 is a tail triangle of a chain $\mathcal{C}'' \in \chi_{\text{sat}}$. We need to deal with this case in a more delicate way. Based on the *order* in which the chains $\mathcal{C}, \mathcal{C}', \mathcal{C}''$ were constructed, we will arrive at a contradiction by showing different swaps in each case.

First we assume that \mathcal{C}'' is constructed before both $\mathcal{C}, \mathcal{C}'$. By Lemma 38.4 and Lemma 41.2, ω^1 contains exactly one half-edge of some chain constructed before \mathcal{C}'' (including \mathcal{C}''). Hence by Lemma 38.1 the other edge (say e') of ω^1 could be a half-edge of at most one of the chains in $\mathcal{C}, \mathcal{C}'$. By renaming assume it does not contain any half-edge of \mathcal{C} . In this case, we can simultaneously apply Corollary 42.1 with $i = k$ to \mathcal{C} and apply Corollary 43.3 to \mathcal{C}'' to get an alternate solution \mathcal{V}' while making e_k, e^1 non-solution edges. By Lemma 38.3, solution triangles in \mathcal{V}' cannot contain non-solution edges (with respect to \mathcal{V}) of ω . Hence we can swap ψ with ω in \mathcal{V}' to eventually free all edges of t and hence finally add t to get a larger packing solution reaching at a contradiction.

Now we assume that at least one of the chains in $\mathcal{C}, \mathcal{C}'$ is constructed before \mathcal{C}'' . By renaming, assume \mathcal{C} is constructed before \mathcal{C}'' . In this case, we can simultaneously apply Corollary 42.1 with $i = k$ for \mathcal{C} and apply Corollary 43.3 to \mathcal{C}'' to get an alternate solution \mathcal{V}' and make e_k, e^1 non-solution edges. By Lemma 38.3, solution triangles in \mathcal{V}' cannot contain non-solution edges (with respect to \mathcal{V}) of ω . Hence we can swap ψ with ω in \mathcal{V}' to finally free all edges of t and hence finally add t to get a larger packing solution reaching at a contradiction.

Since all cases lead to a contradiction, we conclude that t must be initially be covered by f_{fix} . \square

Now we prove that there cannot be any type-[1, 1, 3] uncovered triangle. Note that this structure is very similar to type-[1, 1] case as we will use the fact that at least one of the type-1' edge is null-edge and the other type-1's edge is either non-base or half-base edge. Another similarity can be seen by exchanging the type-3 triangle with one of its singly-attached triangle without changing the type of the two type-1 triangles and making the third edge non-solution edge, hence making it a type-[1, 1, 3] triangle. But we can still not use the proof for type-[1, 1] case as a black-box because this kind of exchange can destroy the chain structure that we crucially use in the proof.

Claim 48. *All the type-[1, 1, 3] triangle in G are covered by charge function f_{fix} .*

Proof. Let t be a type-[1, 1, 3] triangle in G which is considered in the claim and is not covered by f_{fix} . It must be that at least two edges in $E(t)$ are null-edges and t does not contain any full-base edge. Hence, it must be that t is adjacent to at least one null-edge (with respect to f_{fix}) of a type-1 triangle which is tail triangle of an unsatisfied chain. Suppose ψ_k be the type-1 tail triangle of chain $\mathcal{C} \in \mathcal{X}_{unsat}$. By Observation 16, let $e_k = E(t) \cap E(\psi_k)$ be the edge g_{k+1} of \mathcal{C} . Let ψ be another type-1 triangle and let ψ^3 be the type-3 triangle adjacent to t .

We let $c = V(\psi) \cap V(\psi_k)$ be the common vertex between ψ and ψ_k . Also, let $c^1 = V(\psi^3) \cap V(\psi)$ and $c^2 = V(\psi^3) \cap V(\psi_k)$. We let v, v_k, v^3 be $V(\psi) \setminus V(t), V(\psi_k) \setminus V(t), V(\psi^3) \setminus V(t)$, the vertex of each solution triangle not in t , respectively. Moreover, we let $a^3 = anchor(\psi^3)$ and $a = anchor(\psi)$ (in case $|CL_{sin}(\psi)| > 1$, pick any arbitrary anchoring vertex as a). Let $e = E(t) \cap E(\psi)$.

By Proposition 15 there are two cases, first when e is a non-base edge and second when e is a half base-edge.

First let e be a non-base edge of ψ . By Proposition 15, it must be that the only anchoring vertex a of ψ is same as $a_k = anchor(\psi_k)$. Let b be the base edge of ψ , there are two sub-cases here.

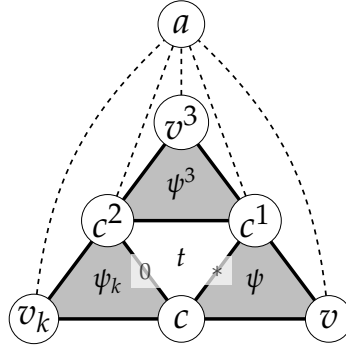


Figure 34: Possibly uncovered type-[1, 1, 3] triangle with $|\{a, a_k, a^3\}| = 1$

First, when $c \notin V(b) \cup V(b_k)$. Since $\Delta_{c^1 c^2 a}$ forms a singly-attached triangle of ψ^3 based at the edge $e^3 = E(\psi^3) \cap E(t)$ and anchoring at a^3 , it must be that $a^3 = a_k = a$ or we would be in the case where ψ^3 has two anchoring vertex, which is impossible by Proposition 8 (see Figure 34). Since ψ_k is in a chain, there exists a triangle ψ_{k-1} such that $(\psi_k, \psi_{k-1}) \in lend$, such that \overline{ac} is a non-base edge of ψ_{k-1} . Notice that since $(\psi, \psi_{k-1}) \in lend$, it must be that ψ is not part of any chain. In this case, the edge $\overline{cc^1}$ is a half-edge. This implies that ψ^3 is not in any chain and is not satisfied. Consider ψ_{k-1} , since $\{a, c\}$ dominates all existing vertices, the third vertex v_{k-1} of ψ_{k-1} must be a new different vertex. If the anchoring vertex a_{k-1} is not an existing vertex in $V(\psi_k) \cup V(\psi) \cup V(\psi^3) \cup \{a\}$, then we can replace $\{\psi_k, \psi_{k-1}, \psi, \psi^3\}$ with $\{\omega_{k-1}, t_k^1, \Delta_{ac^2 v^3}, \Delta_{ac^1 v}, t\}$ to obtain a larger packing solution, which leads to a contradiction. In case when $k - 1 = 0$, then a_0 cannot be an existing vertex except v^3 since there exists solution edges between any of them

and $\{a, c\}$. In any case there is a singly-attached triangle ω_0 of ψ_0 that is disjoint from the existing structure, hence the same argument leads to a contradiction. Hence, $k - 1 > 0$ and v^3 must be the anchoring vertex of ψ_{k-1} . No other existing vertex can be the anchoring vertex, since having any of v_k, c^2 to be the anchoring vertex would violate Claim 32 and having any of v, c^1 to be an anchoring vertex would imply that $(\psi_{k-1}, \psi) \in \text{lend}$, which contradicts the deduction that ψ is not part of any chain. Moreover, $\overline{av_{k-1}}$ is the base edge b_{k-1} of ψ_{k-1} (see Figure 35).

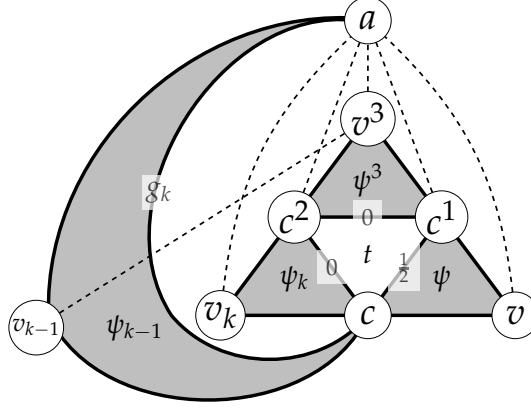


Figure 35: Possibly uncovered type-[1, 1, 3] triangle with $|\{a, a_k, a^3\}| = 1$. The detail analysis on ψ_{k-1}

Now consider ψ_{k-2} containing edge $\overline{cv^3}$. Since $\{c, v^3\}$ dominates all existing vertices in $V(\psi_{k-1}) \cup V(\psi_k) \cup V(\psi) \cup V(\psi^3) \cup \{a\}$, v_{k-2} must be a new different vertex. Since any existing non-solution edges incident to ψ_{k-2} is in ω_{k-1} , it must be the case that ω_{k-2} is disjoint by Claim 32, Now we can replace $\{\psi_k, \psi_{k-1}, \psi_{k-2}, \psi, \psi^3\}$ with $\{t_k^1, t_{k-1}^1, \omega_{k-2}, \Delta_{ac^2v^3}, \Delta_{ac^1v}, t\}$ to obtain a larger packing solution, contradicting the optimality of \mathcal{V} . So we conclude that the sub-case where $c \notin V(b) \cup V(b_k)$ is not possible.

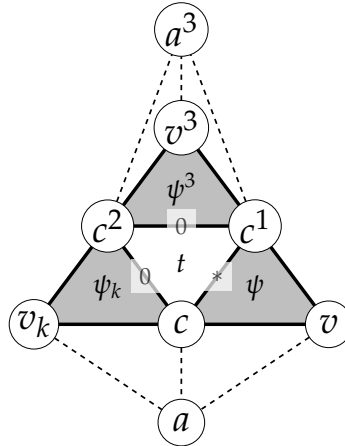


Figure 36: Possibly uncovered type-[1, 1, 3] triangle with $a = a_k$ and $c \in V(b) \cap V(b_k)$

The second case is when $b, b_k \notin E(t)$, $a = a_k$ and $c = V(b) \cap V(b_k)$. In this case, $a^3 \neq a_k$, otherwise ψ and ψ_k would become type-3 (see Figure 36).

Let ω be the singly-attached of ψ . Also let ω^3 be the singly-attached of ψ^3 not adjacent to

triangle of ψ^3 .

There are two possibilities for the base-edge b_k of ψ_k . One is when $c \in V(b_k)$ and another is when $c \notin V(b_k)$.

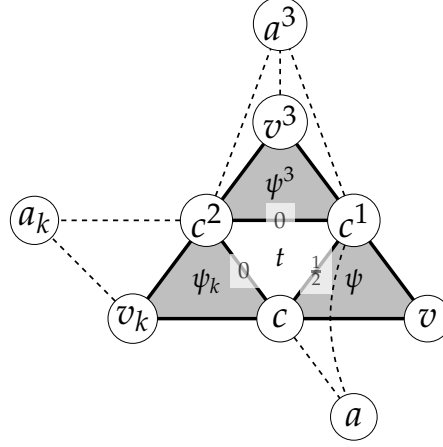


Figure 38: Possibly uncovered type-[1, 1, 3] triangle with $|\{a, a_k, a^3\}| = 3$, $c \notin V(b_k)$, and the half-base $b \in E(t)$

First we consider the case where $c \notin V(b_k)$. In this case, note that a , the anchoring vertex of ψ cannot be any vertex in $V(\psi_k) \cup V(\psi^3)$ since $V(\psi)$ dominates these vertices via solution edges. Moreover, $a \neq a_k$, otherwise ψ_k is not type-1.

Now we use one of the applicable Corollary 42 or Corollary 43 (depending on the structure of \mathcal{C}' and ψ) with $i = j$ on \mathcal{C}' to get an alternate solution \mathcal{V}' and free up the base edge $e = \overline{cc^1}$. No solution triangles in \mathcal{V}' can contain any non-solution edges (with respect to \mathcal{V}) of ω_k and any singly-attached of ψ^3 by Lemma 38.3 and Lemma 38.5. Hence we can replace ψ_k, ψ^3 with $\omega_k, \Delta c^1 v^3 a^3$ in \mathcal{V}' and add t , to obtain a larger valid packing solution, which leads to a contradiction.

Hence, the case where $c \notin E(b_k)$ is not possible.

Now we arrive at the final case when $c \in E(b_k)$. Recall that, e_k is null-non-base edge of ψ_k , e is a half-base edge of ψ and ψ^3 is an unsatisfied type-3 triangle in $\mathcal{V}_3 \setminus \text{head}(\chi)$.

Note that $a_k \neq a^3$ and $a \neq a^3$, otherwise either ψ_k or ψ will not be type-1.

There are two cases, one is when $a_k \neq a$ and another is when $a_k = a$. For illustrations, see Figures 39 and 40. We argue both these cases in one go.

edge. Let ψ_i be the type-1 triangle. Let ψ_1^3 and ψ_2^3 be type-3 triangles. Let b_i be the base-edge of ψ_i . By Proposition 15, $b_i \in t$. Hence, b_i has to be a half-base edge and ψ_i must be part of some chain $\mathcal{C} \in \chi$. Moreover, ψ_1^3 and ψ_2^3 must not be in $\text{head}(\chi)$ otherwise t will be covered by f_{fix} . Hence,

Let us name vertices. Let $c = V(\psi_i) \cap V(\psi_2^3)$, $c^1 = V(\psi_2^3) \cap V(\psi_1^3)$, $c^2 = V(\psi_1^3) \cap V(\psi_i)$. Let $a_i = \text{anchor}(\psi_i)$, $a_1^3 = \text{anchor}(\psi_1^3)$, $a_2^3 = \text{anchor}(\psi_2^3)$.

There are two sub-cases, one when $a_i = a_1^3 = a_2^3$ and another when a_i is different from at least one vertex out of a_1^3 or a_2^3 .

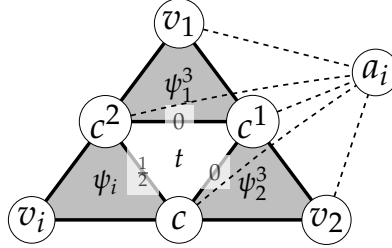


Figure 41: Possibly uncovered type-[1, 3, 3] triangle with $|\{a_i, a_1^3, a_2^3\}| = 1$

First, let consider the case when $a_i = a_1^3 = a_2^3$ (see Figure 41). Notice that in this case, ψ_i has to be a tail triangle of an unsatisfied chain, otherwise, one of ψ_1^3 or ψ_2^3 will contain the half-edge contained in ω_i which is not possible by Lemma 38.5. Hence, we can apply Corollary 42.1 starting with ψ_i to \mathcal{C} to get an alternate solution \mathcal{V}' while making b_i a non-solution edge. By Lemma 38.5, solution triangles in \mathcal{V}' will contain exactly one of the non-solution edges $\overline{c^2 a_i}$ or $\overline{c a_i}$ of singly-attached triangles of ψ_1^3 and ψ_2^3 .

WLOG we can assume that $\overline{c^2 a_i}$ is contained in \mathcal{V}' , hence we can swap ψ_1^3 and ψ_2^3 with $\Delta_{v_1 c^1 a_i}$ and $\Delta_{c v_2 a_i}$ in \mathcal{V}' . This will free up all the edges of t and we can add it to \mathcal{V}' to get a larger packing solution, which contradicts the optimality of \mathcal{V} .

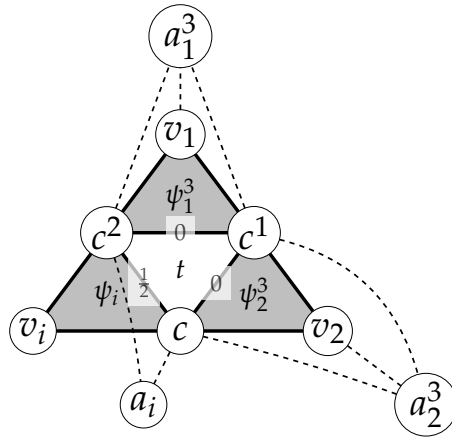


Figure 42: Possibly uncovered type-[1, 3, 3] triangle with $|\{a_i, a_1^3, a_2^3\}| = 3$

Secondly, we deal with the case when a_i is different from at least one vertex out of a_1^3 or a_2^3 . WLOG, we can assume that $a_i \neq a_1^3$ (see Figure 42). In this case, first we show that in fact $|\{a_i, a_1^3, a_2^3\}| = 3$. If not, then either $a_i = a_2^3$ or $a_1^3 = a_2^3$. In the former case, $\Delta_{c^1 c^2 a_i}$ will be a singly-attached triangle of ψ_1^3 , which contradicts Proposition 8 that type-3 triangles have exactly one anchoring vertex. In the latter case when $a_1^3 = a_2^3$, $\Delta_{c c^2 a_1^3}$ will be a singly-attached triangle of

ψ_i , it contradicts Proposition 13.2 since ψ_i is part of a chain \mathcal{C} hence have exactly one anchoring vertex. Hence $|\{a_i, a_1^3, a_2^3\}| = 3$. In this case, we apply one Corollaries 42 and 43 (based on the type of \mathcal{C} and ψ_i) to \mathcal{C} starting with ψ_i to get an alternate solution \mathcal{V}' which does not use the edge b_i . By Lemma 38.5, \mathcal{V}' will not contain any non-solution edge of the singly-attached triangles of the unsatisfied triangles ψ_1^3, ψ_2^3 . Hence, we can swap ψ_1^3 and ψ_2^3 with any of their singly-attached triangles (for instance $\Delta_{ca_2^3v_2}$ and $\Delta_{c^2a_1^3v_1}$) respectively in \mathcal{V}' to free all the edges of t . Clearly $\Delta_{ca_2^3v_2}$ and $\Delta_{c^2a_1^3v_1}$ are disjoint, hence we can swap ψ_1^3 and ψ_2^3 with $\Delta_{ca_2^3v_2}$ and $\Delta_{c^2a_1^3v_1}$ in \mathcal{V}' and finally add t to get a larger valid packing solution to reach at a contradiction.

Overall, we reach at a contradiction in each case, hence such a triangle t cannot exist. \square

A.2 Omitted proofs for Section 4.3

Similar to the way we proved Lemma 20, we will do an exhaustive case analysis here to prove Lemma 21.

Changes due to Simplification: All the triangles which were covered after the initial charge distribution and the *vanilla* Discharging-via-Chains construction are still covered if we replace the vanilla version with the *Satisfy-and-Truncate Discharging-via-Chains* construction. In addition to that if a triangle is adjacent to at least one of the type-0 triangles and at least one of the satisfied triangles in \mathcal{V} , then also it is covered. Recall that, we maintain the *flexibility* (see Observations 14 and 15) of credits for the tail triangles for chains in χ_{unsat} and the non-head triangles in $\mathcal{V}_3 \setminus \text{head}(\chi)$. Any other triangle does not need this flexibility, since they are satisfied.

Hence we only need to look at all the *demanding triangles* \mathcal{D} , which may not be covered.

Definition 50 (Demanding triangle). Let $\mathcal{D} \subseteq \mathcal{T}$ be the set of all the non-solution triangles in G , such that any triangle in \mathcal{D} :

1. contains exactly one edge of type-0 triangle,
2. all other solution edges are from one of the unsatisfied triangles in $\text{tail}(\chi_{\text{unsat}}) \cup (\mathcal{V}_3 \setminus \text{head}(\chi))$,
3. does not contain any base-edge of any type-1 triangle in \mathcal{V}_1 ,
4. does not contain any half non-solution edges of non-tail triangles, i.e., $\{e_0^1, e_0^2\} \cup \{e_i^1\}_{i \in [k-1]}$ of any k -sized chain $\mathcal{C} \in \chi$.

Note that any non-solution triangle adjacent to type-0 triangle not in \mathcal{D} is guaranteed to be covered.

Correspondingly, \mathcal{A} will be redefined as the set of *free* solution triangles consisting of (1) all type-0 triangles in \mathcal{V}_0 , (2) unsatisfied tail type-1 triangles in $\text{tail}(\chi_{\text{unsat}})$, (3) type-3 triangles in $\mathcal{V}_3 \setminus \text{head}(\chi)$ which are not part of any chain. Let $\mathcal{A}_i = \mathcal{V}_i \cap \mathcal{A}$ be the set of type- i triangles in \mathcal{A} . Also, let $\mathcal{A}_{13} := \mathcal{A}_1 \cup \mathcal{A}_3$.

A.2.1 Proof of Lemma 21

Let $\psi \in \mathcal{V}_0$ be a type-0 triangles such that $t, t' \in \mathcal{D}(\psi)$ are any two arbitrary triangles. To prove this lemma, we need to show that t, t' always share an edge.

Now we prove a structural lemma by using the chain structure which enables us to change the type of t, t' . Then we conclude that t, t' should share an edge by proving three technical claims. Note that these changes are done only for the purpose of analysis and are not part of the algorithm.

Note that $\text{type}(t)$ and $\text{type}(t')$ can be any of five types namely $\text{type}-[0, 1]$, $\text{type}-[0, 3]$, $\text{type}-[0, 1, 1]$, $\text{type}-[0, 1, 3]$, and $\text{type}-[0, 3, 3]$. Hence, if we directly try to prove this lemma, we will need to prove $\binom{5}{2} + 5 = 15$ claims to prove that t, t' share an edge, to cover all the combinations for types of t and t' .

Fortunately, we can use the new structure of the chains in χ_{unsat} (see observation 13) to alter the packing solution \mathcal{V} into \mathcal{V}' in such a way that any doubly-attached triangles of $\text{type}-[0, 1]$ becomes a $\text{type}_{\mathcal{V}'}-[z, 3]$ triangle and; any hollow triangles of $\text{type}-[0, 1, 1]$ or $\text{type}-[0, 1, 3]$ becomes a $\text{type}_{\mathcal{V}'}-[z, 3, 3]$ triangle, where $z = \text{type}_{\mathcal{V}'}(\psi)$ after the swaps. Moreover, the type of any type-3 triangles adjacent to t, t' does not change. Also, the non-solution edges contained in t, t' remains non-solution edges with respect to \mathcal{V}' . Note that the type of ψ may no longer be type-0 after the swaps, hence z appears in the type of t, t' . These changes also maintain the optimality of the alternate packing solution. Hence in the end we just need to prove Claims 52, 53 and 54 for any optimal packing solution to prove Lemma 21.

Lemma 51. *Given an optimal packing \mathcal{V} , the set of chains χ constructed by the Satisfy-and-Truncate Discharging-via-Chains construction and the set \mathcal{D} as defined in Definition 50. For any $\text{type}_{\mathcal{V}}-0$ triangle ψ , it is possible to perform a sequences of chain swaps to get an alternate packing solution \mathcal{V}' such that for every demanding triangle $t \in \mathcal{D}(\psi)$:*

1. *If t is a $\text{type}_{\mathcal{V}}[0, 1]$ triangle then it becomes a $\text{type}_{\mathcal{V}'}-[z, 3]$ triangle.*
2. *If t is a $\text{type}_{\mathcal{V}}[0, 1, 1]$ or $\text{type}_{\mathcal{V}}[0, 1, 3]$ triangle then it becomes a $\text{type}_{\mathcal{V}'}-[z, 3, 3]$ triangle.*

where $z = \text{type}_{\mathcal{V}'}(\psi)$ is the type of triangle ψ after the swaps are performed.

Proof. Let $t \in \mathcal{D}(\psi)$ be any triangle which is of $\text{type}_{\mathcal{V}}-[0, 1]$, $\text{type}_{\mathcal{V}}-[0, 1, 1]$ or $\text{type}_{\mathcal{V}}-[0, 1, 3]$. Let ψ^1 be any $\text{type}_{\mathcal{V}}-1$ triangle adjacent to any t . By definition of \mathcal{D} , the edge $E(\psi^1) \cap E(t)$ must be a non-base edge. Moreover, ψ^1 is the tail triangle of an unsatisfied chain in χ_{unsat} . This implies, every $\text{type}_{\mathcal{V}}-1$ triangle adjacent to any triangle $t \in \mathcal{D}(\psi)$, is a tail triangle of a some unsatisfied chain in χ_{unsat} . Let $\chi' \subseteq \chi_{\text{unsat}}$ be the set of all these chains. We apply Observation 13 to χ' to get an alternate packing solution \mathcal{V}' . The observation implies that, all the $\text{type}_{\mathcal{V}}-1$ triangles adjacent to any $t \in \mathcal{D}(\psi)$ become $\text{type}_{\mathcal{V}'}-3$ triangles. Also since any $\text{type}_{\mathcal{V}}-3$ triangle adjacent to any $t \in \mathcal{D}(\psi)$ is in $\mathcal{V}_3 \setminus \text{head}(\chi)$, hence it remains a $\text{type}_{\mathcal{V}'}-3$ triangle.

The only thing which remains to be shown is that for any doubly-attached $\text{type}_{\mathcal{V}}-[0, 1]$ triangle $t \in \mathcal{D}(\psi)$, the non-solution edge in t remains a non-solution edge in with respect to \mathcal{V}' . This follows from the fact that every edge used by the new solution \mathcal{V}' given by Observation 13 is a half-edge of some chain whereas by Definition 50, t cannot contain any half non-solution edge. \square

Proof of Lemma 21 Now assuming that the Claims 52, 53 and 54, we can show the proof of Lemma 21.

Let $t, t' \in \mathcal{D}(\psi)$ be two demanding triangles for some type-0 triangle ψ . Applying Lemma 51, we obtain an alternate optimal packing solution \mathcal{V}' from \mathcal{V} in such a way that, $\text{type}_{\mathcal{V}'}(t)$ and $\text{type}_{\mathcal{V}'}(t')$ are either $[z, 3]$ or $[z, 3, 3]$ where $z = \text{type}_{\mathcal{V}'}(\psi)$.

By using one of the Claims 52, 53 and 54 on \mathcal{V}' , ψ , t , and t' , we can conclude that t and t' must share an edge.

Claim 52. Given an optimal packing solution \mathcal{V} . For any solution triangle ψ of type-z, if there are two triangles t, t' of type-[z,3] adjacent to ψ , then they share an edge.

Proof. Suppose not, then $E(t) \cap E(t') = \emptyset$. Let ψ_ℓ and ψ_r be the type-3 triangles adjacent to t and t' respectively.

Let $S = \{\psi, \psi_\ell, \psi_r\}$. In every case, we will construct S' such that $\mathcal{V} \setminus S \cup S'$ is a valid triangle packing of size at least $|\mathcal{V}| + 1$, which contradicts the optimality of \mathcal{V} and hence conclude that t, t' must share an edge.

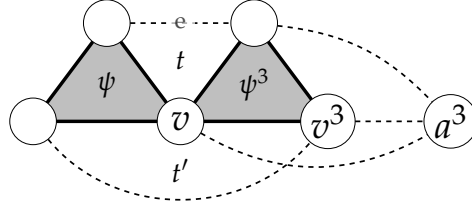


Figure 43: Case when $\psi_3 = \psi'_3$.

Suppose $\psi^3 = \psi_\ell = \psi_r$, then let $S = \{\psi, \psi_3\}$ and let $S' = \{t, t', \omega\}$ where ω is a singly-attached triangle of ψ_3 attached to the edge $E(\psi_3) \setminus (E(t) \cup E(t'))$. Since ψ and ψ^3 share a vertex, hence $\text{anchor}(\psi^3) \notin V(\psi)$. This implies that ω is disjoint from both t and t' .

Hence $\mathcal{V} \setminus S \cup S'$ is a triangle packing of size $|\mathcal{V}| + 1$, this is a contradiction (see Figure 43).

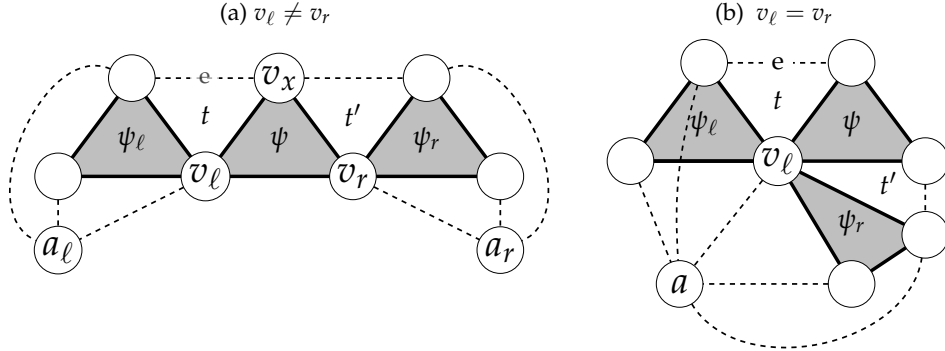


Figure 44: Cases when $\psi_\ell \neq \psi_r$.

Hence $\psi_\ell \neq \psi_r$. Let $v_\ell = V(\psi) \cap V(\psi_\ell)$ and $v_r = V(\psi) \cap V(\psi_r)$. It is possible that $v_\ell = v_r$. Now, let ω_ℓ and ω_r be singly-attached triangles of ψ_ℓ and ψ_r such that $v_\ell \notin V(\omega_\ell)$ and $v_r \notin V(\omega_r)$ respectively. This implies that $V(\omega_\ell) \cap V(\psi) = V(\omega_r) \cap V(\psi) = \emptyset$. If $S' = \{t, t', \omega_\ell, \omega_r\}$ is a set of four disjoint triangles, then by replacing S with S' in \mathcal{V} , we get a contradiction. Hence, at least two triangles in S' must share an edge. $E(t) \cap E(t') = \emptyset$ since we assume that t and t' do not share any edge. The triangles t and ω_ℓ cannot share an edge since any vertex of ψ cannot be an anchoring vertex of ψ_ℓ . Similarly, t' and ω_r cannot share an edge by the same reasoning.

Let e be the non-solution edges of t . Suppose ω_r and t share an edge, then the edge that they share must be the non-solution edge e since the solution edge of ω_r is in $E(\psi_r)$ and there is no solution edge of ψ_r in $E(t)$.

Hence, one of the vertices in $V(e)$ must be in $V(\psi_r)$ and the another vertex must be the anchoring vertex $a_r = \text{anchor}(\psi_r)$ of ψ_r . Since $a_r \notin V(\psi)$, it must be that v_r is $V(e) \cap V(\psi)$ and a_r is

$V(e) \cap V(\psi_\ell)$. But this together with $e \in E(\omega_r)$ contradicts the fact that $V(\omega_r) \cap V(\psi) = \emptyset$. Hence t and ω_r cannot share any edge.

By symmetry, ω_ℓ and t' cannot share any edge.

The only remaining possibility is when ω_ℓ and ω_r share some non-solution edge. Let $a_r = \text{anchor}(\psi_r)$. There are two possibility, either $a_\ell = a_r$ or $a_\ell \in V(\psi_r)$ and $a_r \in V(\psi_\ell)$.

Suppose $a_\ell = a_r$. In this case, for ω_ℓ and ω_r to share an edge, there should be common vertex $u = V(\psi_\ell) \cap V(\psi_r)$. Since $u \in V(\omega_\ell) \cap V(\omega_r)$, hence $v_\ell \neq u$ and $v_r \neq u$. Moreover, as any two solution triangles can share at most one vertex, which implies that $v_\ell \neq v_r$. Notice that $\Delta_{v_\ell v_r a_\ell}$ is a singly-attached triangle of ψ . Hence, $z \in \{1, 3\}$. Since t and t' do not share any edge, $\overline{v_\ell v_r}$ belongs to at most one of t and t' . WLOG, by renaming, let t be the doubly-attached triangle such that $\overline{v_\ell v_r} \notin E(t)$. Notice that in this case, t is either a type-[3, 3] triangle or a type-[1, 3] triangle where $E(t) \cap E(\Delta_{v_\ell v_r a_\ell}) = \emptyset$. Both cases cannot exist by Proposition 12. Hence, the case where $a_\ell = a_r$ is not possible.

Suppose $a_\ell \in V(\psi_r)$ and $a_r \in V(\psi_\ell)$. Notice that in this case, $V(\psi_\ell) \cap V(\psi_r) = \emptyset$, since the edges from a_ℓ to $V(\psi_r) \setminus a_\ell$ are solution edges and edges from a_ℓ to $V(\psi_\ell)$ are non-solution edges. This implies that $v_\ell \neq v_r$. There are two additional doubly-attached triangles, namely, $\Delta_{v_\ell v_r a_\ell}$ and $\Delta_{v_\ell v_r a_r}$. Since t and t' do not share an edge, $\overline{v_\ell v_r}$ belongs to at most one of t and t' . WLOG, by renaming, let t be the doubly-attached triangle such that $\overline{v_\ell v_r} \notin E(t)$. This implies, that $V(e) \cap V(\psi) = v_x \notin \{v_\ell, v_r\}$. If $V(e) \cap V(\psi_\ell) \neq a_r$, then there are two disjoint doubly-attached triangles t and $\Delta_{v_\ell v_r a_r}$ adjacent to ψ and ψ_ℓ , which is not possible by the argument used for $\psi_\ell = \psi_r$ case. If $V(e) \cap V(\psi_\ell) = a_r$, then $\Delta_{v_x v_r a_r}$ is a singly-attached triangle of ψ , hence $z \in \{1, 3\}$. This implies that, $\Delta_{v_\ell v_r a_\ell}$ is either type-[3, 3] triangle or type-[1, 3] triangle where $E(\Delta_{v_x v_r a_r}) \cap E(\Delta_{v_\ell v_r a_\ell}) = \emptyset$. Both cases cannot exist by Proposition 12. Hence, the case where $a_\ell \neq a_r$ is not possible.

Since every case leads to a contradiction, then the claim must be true. \square

Claim 53. *Given an optimal packing solution \mathcal{V} . For any solution triangle ψ of type z , if there are two triangles t, t' of type-[$z, 3, 3$] adjacent to ψ , then they share an edge.*

Proof. Suppose not, then $E(t) \cap E(t') = \emptyset$. Let $e = E(t) \cap E(\psi)$ and $e' = E(t') \cap E(\psi)$ be two edges of ψ shared with t and t' , respectively. Let $v = V(e) \cap V(e')$ be the shared vertex between two edges. Let ψ_ℓ and $\psi_{\ell t}$ be the two type-3 triangles adjacent to t . We name them in such a way that $v \in V(\psi_{\ell t})$. Similarly, we name ψ_r and ψ_{rt} to be the two type-3 triangles adjacent to t' such that $v \in V(\psi_{rt})$.

The structure of the proof is similar to the proof of the claim above. Let $S = \{\psi, \psi_\ell, \psi_{\ell t}, \psi_r, \psi_{rt}\}$. In each case, we will try to construct S' in such a way that $\mathcal{V}' = \mathcal{V} \setminus S \cup S'$ is a valid triangle packing that is larger than \mathcal{V} , which contradicts the optimality of \mathcal{V} .

Now we name more vertices (see Figure 46 for illustration). Let $v_\ell = V(e) \setminus v$ and let $v_r = V(e') \setminus v$. Similarly, let $v_{\ell t} = V(\psi_{\ell t}) \cap V(t) \setminus V(\psi)$ and let $v_{rt} = V(\psi_{rt}) \cap V(t') \setminus V(\psi)$. We let $u_{\ell\ell} = V(\psi_\ell) \setminus \{v_\ell, v_{\ell t}\}$, $u_{rr} = V(\psi_r) \setminus \{v_r, v_{rt}\}$, $u_{\ell t} = V(\psi_{\ell t}) \setminus \{v_{\ell t}, v\}$, and $u_{rt} = V(\psi_{rt}) \setminus \{v_{rt}, v\}$ be the third vertex of each triangle respectively. Also, let $a_\ell = \text{anchor}(\psi_\ell)$, $a_r = \text{anchor}(\psi_r)$, $a_{\ell t} = \text{anchor}(\psi_{\ell t})$, and $a_{rt} = \text{anchor}(\psi_{rt})$.

Notice that $\psi_\ell \neq \psi_r$ as they share different vertices with ψ . By similar reasoning, $\psi_\ell \neq \psi_{rt}$ and $\psi_r \neq \psi_{\ell t}$.

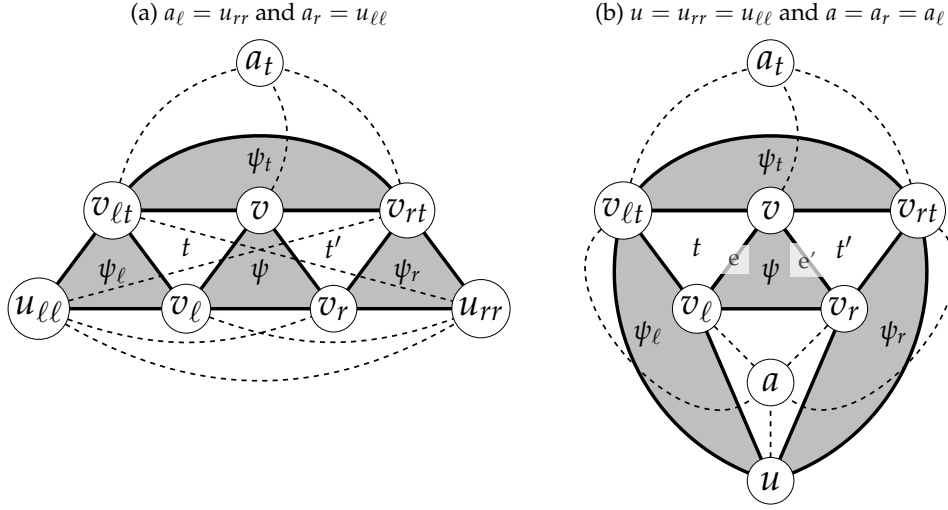


Figure 45: Cases for Claim 53 when $\psi_t = \psi_{\ell t} = \psi_{rt}$

It might still be the case that $\psi_{\ell t} = \psi_{rt}$ (in this case, $v_{\ell t} = u_{rt}$ and $v_{rt} = u_{\ell t}$. See Figure 45).

If $\psi_{\ell t} = \psi_{rt} = \psi_t$, then $S = \{\psi, \psi_{\ell}, \psi_r, \psi_t\}$. Let $\omega_{\ell}, \omega_t, \omega_r$ be singly-attached triangles having base edge $\overline{u_{\ell\ell}v_{\ell}}, \overline{v_{\ell t}v_{rt}}, \overline{v_r u_{rr}}$, respectively. If $S' = \{t, t', \omega_{\ell}, \omega_t, \omega_r\}$ is a set of five edge-disjoint triangles, then we are done. Otherwise, some triangles must share an edge. t and t' are disjoint by our assumption. $E(\{t, t'\}) \cap E(\{\omega_{\ell}, \omega_t, \omega_r\}) = \emptyset$ as $E(\{t, t'\})$ consists of all solution edges and these solution edges do not overlap with base-edges of $\{\omega_{\ell}, \omega_t, \omega_r\}$ by the way they are chosen. Moreover, ω_t cannot overlap with either of ω_{ℓ} or ω_r as their base-edges do not share any vertex and the anchoring vertex $a_t = \text{anchor}(\psi_t)$ cannot be in $V(\psi_{\ell}) \cup V(\psi_r)$ (as ψ_t shares one vertex with each of two triangles). The only remaining case is when $E(\omega_{\ell}) \cap E(\omega_r) \neq \emptyset$. Also, $a_{\ell} = v_{rt}$ (or the symmetric case $a_r = v_{\ell t}$) is not possible since $\overline{v_{\ell t}v_{rt}} \in E(\psi_t)$ and having $a_{\ell} = v_{rt}$ (or $a_r = v_{\ell t}$) would enforce this edge to be a non-solution edge, which is a contradiction.

Hence, it must be that either $a_{\ell} = u_{rr}$ and $a_r = u_{\ell\ell}$ (see Figure 45a) or $u = u_{\ell\ell} = u_{rr}$ and $a = a_{\ell} = a_r$ (see Figure 45b).

In case when $a_{\ell} = u_{rr}$ and $a_r = u_{\ell\ell}$, notice that the triangle $\Delta_{v_{\ell t}v_{rt}u_{rr}}$ is a doubly-attached triangle of type-[3,3] which cannot exist in any optimal packing solution by Proposition 12. Hence, this is not possible.

In the second case, when $u = u_{\ell\ell} = u_{rr}$ and $a = a_r = a_{\ell}$, note that the triangle $\Delta_{v_{\ell}v_r a}$ is a singly-attached triangle of ψ , hence $z \in \{1, 3\}$. In this case t be the doubly-attached triangle such that $\overline{v_{\ell}v_r} \notin E(t)$. Notice that in this case, t is either a type-[1,3,3] triangle or a type-[3,3,3] triangle where $E(t) \cap E(\Delta_{v_{\ell}v_r a}) = \emptyset$. Both cases cannot exist by Proposition 15. Hence, this case is also not possible.

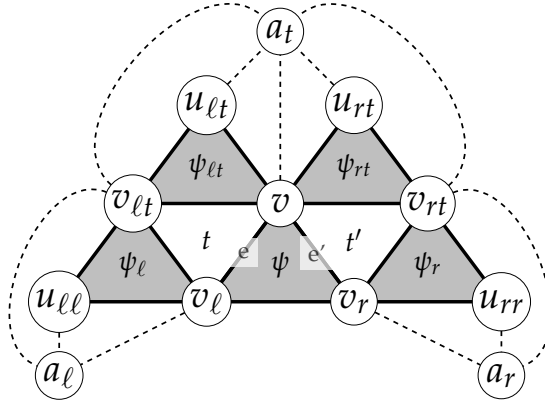


Figure 46: Case when $\psi_{\ell t} \neq \psi_{rt}$

Now we consider that case when $\psi_{\ell t} \neq \psi_{rt}$ (see Figure 46). As a reminder, $S = \{\psi, \psi_{\ell}, \psi_r, \psi_{\ell t}, \psi_{rt}\}$ in this case. Let us first rule out the cases where some type-3 triangles share vertices not in $V(t) \cup V(t')$. For any two type-3 triangles that already share vertex, namely, $\{\psi_{\ell}, \psi_{\ell t}\}$, $\{\psi_{\ell t}, \psi_{rt}\}$, $\{\psi_{rt}, \psi_r\}$, they cannot share any other vertex otherwise their solution edges will overlap. The only remaining cases are $u_{\ell \ell} = u_{rt}$, $u_{\ell \ell} = v_{rt}$, or $u_{\ell \ell} = u_{rr}$. All other cases are symmetric to these three cases, so omitting them. Note that at a time only one such overlap can happen. If $u_{\ell \ell} = u_{rt}$, then the triangle $\Delta_{v_{\ell t} v u_{rt}}$ is a type-[3, 3, 3] triangle which cannot exist by Proposition 15. Likewise, if $u_{\ell \ell} = v_{rt}$, then the type-[3, 3, 3] triangle $\Delta_{v_{\ell t} v v_{rt}}$ cannot exist by Proposition 15.

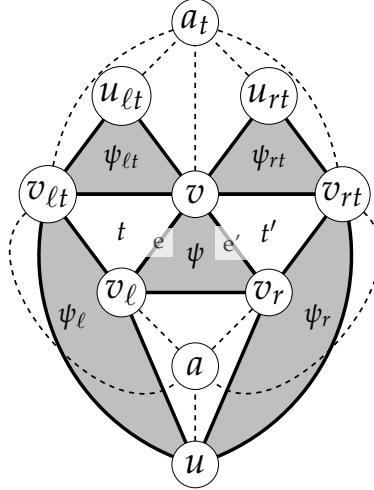


Figure 47: The case for Claim 53 when $\psi_{\ell t} \neq \psi_{rt}$ and $u = u_{rr} = u_{\ell \ell}$ and $a = a_r = a_{\ell}$

Suppose $u = u_{\ell \ell} = u_{rr}$ (see Figure 47), then let $\omega_{\ell t}, \omega_{rt}, \omega_{rr}$ be the singly-attached triangle based at $\overline{v_{\ell t} u_{\ell t}}, \overline{v_{rt} u_{rt}}, \overline{v_{rt} u}$ accordingly. Moreover, let $t'' = \Delta_{v_{\ell} v_r u}$ be an additional type-[* , 3, 3] triangle. If $S' = \{t, t', t'', \omega_{\ell t}, \omega_{rt}, \omega_{rr}\}$ is a set of six disjoint triangles, then we are done as we can construct a triangle packing larger than \mathcal{V} by replacing S with S' in \mathcal{V} . Otherwise, some of the triangles in S' must overlap. By assumption t, t' do not overlap. t'' cannot be overlapped with t, t' as they have different solution edges. Similarly, $E(\{t, t', t''\}) \cap E(\{\omega_{\ell t}, \omega_{rt}, \omega_{rr}\}) = \emptyset$ as they use different solution edges and $E(\{t, t', t''\})$ contains only solution edges. $\omega_{\ell t}$ and ω_{rt} are disjoint

as their base-edges are disjoint by choice and the anchoring vertex of $\psi_{\ell t}$ cannot be in $V(\psi_{rt})$ and the anchoring vertex of ψ_{rt} cannot be in $V(\psi_{\ell t})$. By similar reasoning, ω_{rt} and ω_{rr} are disjoint. Suppose $\omega_{\ell t}$ and ω_{rr} are not disjoint, then the anchoring vertex $a_r = \text{anchor}(\psi_r)$ is either $v_{\ell t}$ or $u_{\ell t}$. In any case, either $\Delta_{v_{rt}v_{\ell t}}$ or $\Delta_{v_{rt}v_{u_{\ell t}}}$ is a type-[3, 3] doubly-attached triangle, which cannot exist by Proposition 12.

All in all, we conclude that, that $u_{\ell\ell}$ must not be any of u_{rt}, v_{rt}, u_{rr} . Symmetrically, u_{rr} must not be any of $u_{\ell t}, v_{\ell t}, u_{\ell\ell}$.

Hence the solution triangles look like in Figure 46 such that $|V(\psi) \cup V(\psi_\ell) \cup V(\psi_r) \cup V(\psi_{\ell t}) \cup V(\psi_{rt})| = 9$. Let $\omega_{\ell\ell}, \omega_{\ell t}, \omega_{rt}, \omega_{rr}$ by the singly-attached triangles based at $\overline{u_{\ell\ell}v_\ell}, \overline{u_{\ell t}v}, \overline{u_{rt}v_{rt}}, \overline{v_r u_{rr}}$, in respective order. If $S' = \{t, t', \omega_{\ell\ell}, \omega_{\ell t}, \omega_{rt}, \omega_{rr}\}$ is a set of six disjoint triangles, then we are done by contradiction. Otherwise, some triangles in S' must be overlapped. By similar argument as before, t and t' are disjoint and $E(\{t, t'\}) \cap E(\{\omega_{\ell\ell}, \omega_{\ell t}, \omega_{rt}, \omega_{rr}\}) = \emptyset$. Also, any pair of singly-attached triangles in $\{\omega_{\ell\ell}, \omega_{\ell t}, \omega_{rt}, \omega_{rr}\}$ corresponding to any two type-3 triangles $\psi', \psi'' \in \{\psi_\ell, \psi_r, \psi_{\ell t}, \psi_{rt}\}$, such that $V(\psi') \cap V(\psi'') \neq \emptyset$ are disjoint by choice of their base-edges. In particular, $\{\omega_{\ell\ell}, \omega_{\ell t}\}, \{\omega_{\ell t}, \omega_{rt}\}, \{\omega_{rt}, \omega_{rr}\}$. If $\omega_{\ell t}$ and ω_{rr} overlap, then the only way is that anchoring vertex $a_{\ell t} = \text{anchor}(\psi_{\ell t})$ must be u_{rr} and $a_r = u_{\ell t}$. In this case, the triangle $\Delta_{v_{v_{rt}}u_{rr}}$ is a type-[3, 3] triangle, which cannot exist by Proposition 12. The same argument works for ω_{rt} and $\omega_{\ell\ell}$, as symmetrically in this case $a_{rt} = \text{anchor}(\psi_{rt})$ must be $u_{\ell\ell}$, which is not possible.

The only remaining case is when $\omega_{\ell\ell}$ and ω_{rr} overlap. This implies, $a_\ell = \text{anchor}(\psi_\ell) = u_{rr}$ and $a_r = \text{anchor}(\psi_r) = u_{\ell\ell}$. Let $\omega'_{\ell\ell}$ be the singly-attached triangle based at $\overline{v_{\ell t}u_{\ell\ell}}$ and let t_d be the doubly-attached triangle $\Delta_{v_{\ell}v_r u_{rr}}$. $\omega'_{\ell\ell}$ and t_d are disjoint. Moreover, they will not be overlapped with $\omega_{\ell t}, \omega_{rt}, t, t'$ by the choice of edges and by the fact we proved in previous case that $a_{\ell t} \neq u_{rr}$. Let $S' = \{t, t', \omega_{\ell t}, \omega_{rt}, \omega'_{\ell\ell}, t_d\}$. By replacing S with S' in \mathcal{V} , we create a larger triangle packing, which is a contradiction.

Hence we conclude that t and t' must share an edge. \square

Claim 54. *Given an optimal packing solution \mathcal{V} . For any solution triangle ψ of type z , if there are two triangles, t of type-[$z, 3$] and t' of type-[$z, 3, 3$] adjacent to ψ , then they share an edge.*

Proof. Suppose not, then $E(t) \cap E(t') = \emptyset$. Let $e = E(t) \cap E(\psi)$ and $e' = E(t') \cap E(\psi)$. Let $v = V(e) \cap V(e')$ be the shared vertex between two edges. Let ψ_ℓ be the type-3 triangle adjacent to t and let ψ_r, ψ_t be two type-3 triangles adjacent to t' . We name these triangles in such a way that $V(\psi) \cap V(\psi_t) = v$.

The structure of the proof is similar to the two claims above. Let $S = \{\psi, \psi_\ell, \psi_t, \psi_r\}$ be solution triangles in our consideration. We are trying to construct S' in such a way that $\mathcal{V}' = \mathcal{V} \setminus S \cup S'$ is a triangle packing that is larger than \mathcal{V} , which is a contradiction since \mathcal{V} is an optimal triangle packing.

Let's name more vertices. Let $v_\ell = V(e) \setminus v$, let $v_r = V(e') \setminus v$, and let $v_t = V(t') \setminus V(\psi)$. Let $u_\ell = V(\psi_\ell) \setminus V(t)$, $u_t = V(\psi_t) \setminus V(t')$, $u_r = V(\psi_r) \setminus V(t')$. Also, let $u = V(t) \setminus V(\psi)$. Now there are two cases in which $V(\psi_\ell) \cap V(\psi)$ is either v or v_ℓ .

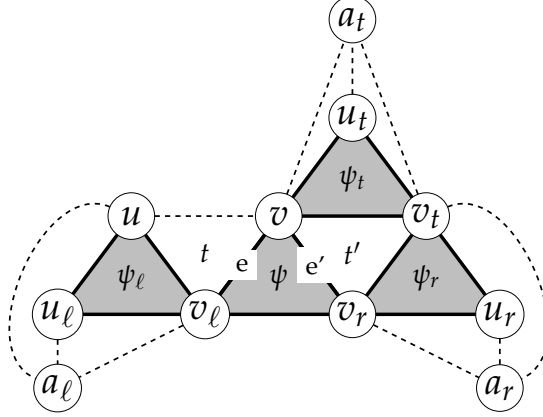


Figure 48: Case when $v_\ell = V(\psi_\ell) \cap V(\psi)$ for Claim 54

First, let us consider the case when $V(\psi_\ell) \cap V(\psi) = v_\ell$ (see Figure 48).

In this case, $\psi_\ell \neq \psi_t$ and $\psi_\ell \neq \psi_r$ since they share different vertices of ψ . Now we argue that they cannot share vertices (excepts v_t that is already shared by ψ_r and ψ_t). Since $V(\psi_r) \cap V(\psi_t) = v_t$, and since they are different solution triangles, this is the only vertex they share. Since $v_\ell \in V(\psi_\ell) \cap V(\psi)$, $\{u, u_\ell\} \notin V(\psi)$. Since $v_\ell \notin \{v_r, v_t\}$, $v_\ell \notin V(\psi_r) \cup V(\psi_t)$. The only remaining cases are when $\{u, u_\ell\} \cap \{u_t, v_t, u_r\} \neq \emptyset$. u cannot be u_t or v_t since \overline{uv} is a non-solution edge and $\overline{uv_t}$ (or $\overline{v_t v}$) is a solution edge. Suppose $u = u_r$, then the $\Delta_{vv_r u_r}$ is a type-[3,3] triangle, which cannot exist by Proposition 12. Hence $u \notin \{u_t, v_t, u_r\}$. Finally, we argue about u_ℓ . Suppose $u_\ell = u_t$ or $u_\ell = v_t$, then the triangle $\Delta_{u_\ell v u}$ is a type-[3,3] triangle, which again is not possible by Proposition 12.

Suppose $u_\ell = u_r$, then let $S' = \{t, t', \Delta_{v_\ell v_r u_r}, \omega_t, \omega_\ell\}$ where ω_t and ω_ℓ are singly-attached triangles of ψ_t and ψ_ℓ based at $\overline{u_t v_t}$ and $\overline{u u_\ell}$ accordingly. Clearly, $\{t, t', \Delta_{v_\ell v_r u_r}\}$ are disjoint, since they all use different solution edges. Also, ω_t, ω_ℓ are disjoint from $\{t', \Delta_{v_\ell v_r u_r}\}$ because their solution edges are different. What remains to show is that ω_t, ω_ℓ do not overlap. If they do, then the only way it is possible is by having $a_t = u$ and $a_\ell = u_t$, because other vertices belongs to some solution triangles having common vertex with ψ_ℓ (or ψ_t) so cannot be a_ℓ (or a_t) respectively. But in this case, $\Delta_{u u_\ell v_t}$ is a type-[3,3] triangle, which cannot exist by Proposition 12. Hence, ω_t, ω_ℓ are disjoint. Moreover, t is disjoint from both ω_t, ω_ℓ . To see this, we first notice that their solution edges are different by choice. Also, since v cannot be a_ℓ , $\overline{uv} \notin E(\omega_\ell)$. For ω_t , because the base-edge $\overline{u_t v_t}$ do not share any vertex with \overline{uv} , hence $\overline{uv} \notin E(\omega_t)$. Hence S' is a set of edge-disjoint triangles. Since S' is a set of five disjoint triangles, by replacing \mathcal{V} with $\mathcal{V}' = \mathcal{V} \setminus S \cup S'$ is a larger triangle packing, which is not possible by the optimality of \mathcal{V} . Now we conclude that $|V(\psi_\ell) \cup V(\psi) \cup V(\psi_r) \cup V(\psi_t)| = 8$.

Consider $S' = \{t, t', \omega_t, \omega'_\ell, \omega_r\}$ where ω'_ℓ is the singly-attached triangle of ψ_ℓ based at $\overline{u_\ell v_\ell}$, ω_r is the singly-attached triangle of ψ_r based at $\overline{v_r u_r}$ and ω_t is the singly-attached triangle based at $\overline{u_t v_t}$. If S' is a set of five disjoint triangles, then we are done by replacing S with S' in \mathcal{V} . If not, then two triangles share an edge. By our assumption, t and t' cannot share an edge. Also, t and ω_t cannot share an edge since their solution edges are from different triangles and $V(\overline{uv}) \cap V(\overline{u_t v_t}) = \emptyset$ which implies that their non-solution edges cannot be shared. By similar reasoning, t and ω_r cannot share an edge. Since v cannot be an anchoring vertex of ψ_ℓ , it implies that t and ω'_ℓ cannot share an edge. Clearly, t' cannot share an edge with ω_t or ω_r or ω'_ℓ since they have different solution edges and t' does not contain any non-solution edge. Also, ω_r and ω_t cannot share an edge since their solution edges are vertex-disjoint and their anchoring vertices cannot be in $V(\psi_t) \cup V(\psi_r)$. If ω_t and ω'_ℓ share an edge, then it has to be that $a_t = \text{anchor}(\psi_t) = u_\ell$, but this is not possible since it would imply that $\Delta_{u u_\ell v}$ is a singly-attached triangle of ψ_ℓ , which in turns

imply that ψ_ℓ has more than one anchoring vertices, which is impossible by Proposition 8. Note that a_t cannot be v_ℓ since $\overline{v_\ell v_\ell}$ is a solution edge. The only remaining case is when ω'_ℓ share an edge with ω_r . This case is possible only when $a_r = \text{anchor}(\psi_r) = u_\ell$ and $a_\ell = \text{anchor}(\psi_\ell) = u_r$. We let $S' = \{t, t', \omega_t, \omega_\ell, \Delta_{v_\ell v_r u_r}\}$ (recall that $\omega_\ell = \Delta_{uu_\ell a_\ell}$) be the set of five disjoint triangles. By replacing S with S' in \mathcal{V} , we get a larger triangle packing which is a contradiction. We conclude that the case where $V(\psi_\ell) \cap V(\psi) = v_\ell$ is not possible.

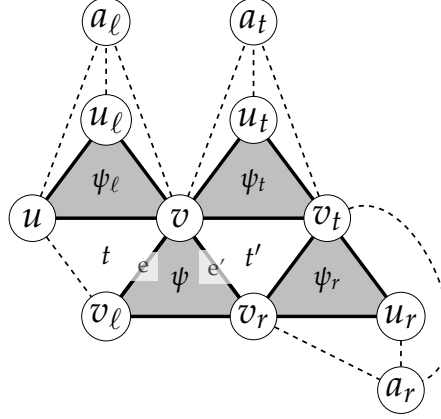


Figure 49: Case when $v = V(\psi_\ell) \cap V(\psi)$ for Claim 54

Now, we consider the other case where $V(\psi_\ell) \cap V(\psi) = v$ (see Figure 49). Similar to the previous case, we first rule out the possibilities that $\psi_\ell, \psi_r, \psi_t$ share vertices (except v_t). By similar argument, the only vertex shared between ψ_r and ψ_t is v_t . Also, the only vertex shared between ψ_ℓ and ψ_t is v . Since ψ_r shares vertices with ψ and ψ_t , the only remaining cases are when $u_r = u$ or $u_r = u_\ell$. In both cases, the triangle $\Delta_{vv_t u_r}$ will become a type-[3, 3, 3] triangle which cannot exist by Proposition 15. Hence, we conclude that $|V(\psi) \cup V(\psi_\ell) \cup V(\psi_r) \cup V(\psi_t)| = 8$, as shown in Figure 49. Let $\omega_\ell, \omega_t, \omega_r$ be the singly-attached triangles based at $\overline{uu_\ell}, \overline{vv_t}, \overline{v_r u_r}$ accordingly. We claim that $S' = \{t, t', \omega_\ell, \omega_t, \omega_r\}$ is a set of five disjoint triangles. If this is the case, then by replacing S with S' in \mathcal{V} , we create a larger triangle packing solution which is a contradiction. By assumption, $E(t) \cap E(t') = \emptyset$. By similar argument regarding solution edges and anchoring vertices, $E(t) \cup E(t')$ are disjoint from $E(\omega_\ell) \cup E(\omega_t) \cup E(\omega_r)$. Since the anchoring vertex of ψ_t cannot be in $V(\psi_r)$ and vice versa, and since solution edges of ω_t and ω_r are different, ω_t is disjoint from ω_r . By similar argument, ω_ℓ is disjoint from ω_t . To show that ω_ℓ is disjoint from ω_r , we look at $a_\ell = \text{anchor}(\psi_\ell)$, as it has to be one of v_t, v_r , or u_r for ω_ℓ and ω_r to share an edge. By a similar argument as before, $a_\ell \neq v_t, v_r$. By Proposition 12, a_ℓ cannot be u_r , otherwise $\Delta_{vv_t u_r}$ will be a type-[3, 3] triangle, which is impossible. Hence $a_\ell \notin V(\psi_r)$ which together with the fact that ω_ℓ and ω_r have different solution edges, imply that they are disjoint. Overall, we conclude that S' is a set of five disjoint triangles.

Since all the cases lead to a contradiction, this implies that t and t' must share an edge. □

A.3 Table of notations

Notation	Description
G	initial graph with a fixed drawing
\mathcal{T}	set of all triangles in G
$\nu(G)$	optimal triangle packing number for G
$\tau(G)$	optimal triangle covering number for G
$\tau_k^*(G)$	optimal $1/k$ -fractional triangle covering number for G
$\mathcal{V} \subseteq \mathcal{T}$	set of optimal triangle packing solution
ψ	any solution triangle $\psi \in \mathcal{V}$
ω	any singly-attached triangle $\omega \in \mathcal{T} \setminus \mathcal{V}$
$CL(\psi)$	set of triangles in $\mathcal{T} \setminus \mathcal{V}$ sharing an edge with ψ
$CL_{sin}(\psi) \subseteq CL(\psi)$	singly-attached triangles sharing the unique solution edge with ψ
$CL_{dou}(\psi) \subseteq CL(\psi)$	doubly-attached triangles sharing one of the two solution edges with ψ
$CL_{hol}(\psi) \subseteq CL(\psi)$	hollow triangles sharing one of the three solution edges with ψ
$anchor(t)$	the vertex in $V(t) \setminus V(\psi)$ of a singly-attached triangle $t \in CL_{sin}(\psi)$
$base(\psi) \subseteq E(\psi)$	edges adjacent to any singly-attached triangle in $CL_{sin}(\psi)$
type- i	$type(\psi) = i$, if $ base(\psi) = i$
$\mathcal{V}_i \subseteq \mathcal{V}$	set of type- i triangle
ψ^i	any type- i solution triangle in \mathcal{V}_i
$\mathcal{V}_1^1 \subseteq \mathcal{V}_1$	set of every type-1 triangle $\psi^1 \in \mathcal{V}_1$ such that $ CL_{sin}(\psi^1) = 1$
$anchor(\psi)$	$:= anchor(t)$ for $t \in CL_{sin}(\psi)$, if $CL_{sin}(\psi) = \{t\}$ or $type(\psi) = 3$
type- $[i, j]$	$type(t) = [i, j]$, if t is a doubly-attached triangle adjacent to $\psi_1, \psi_2 \in \mathcal{V}$ such that $type(\psi_1) = i, type(\psi_2) = j$ for $i \leq j$
type- $[i, j, k]$	$type(t) = [i, j, k]$, if t is hollow triangle adjacent to $\psi_1, \psi_2, \psi_3 \in \mathcal{V}$ such that $type(\psi_1) = i, type(\psi_2) = j, type(\psi_3) = k$ for $i \leq j \leq k$
null-edge	any edge $e \in G$, such that $f(e) = 0$
half-edge	any edge $e \in G$, such that $f(e) = \frac{1}{2}$
full-edge	any edge $e \in G$, such that $f(e) = 1$
$lend$	lend relation in $\subseteq \mathcal{V}_1 \times (\mathcal{V}_1 \cup \mathcal{V}_3)$
$(\psi^1, \psi) \in lend$	if $ CL_{sin}(\psi^1) = 1, V(\psi^1) \cap V(\psi) = 1$, and $anchor(\psi^1) \in V(\psi)$
twin-doubly attached triangles	$t, t' \in CL_{dou}(\psi^1) \cap CL_{dou}(\psi)$ such that $(\psi^1, \psi) \in lend$ and $anchor(\psi^1) \in V(t) \cap V(t')$
$gain(\psi^1, \psi)$	$:= E(t) \cap E(\psi) = E(t) \cap E(t')$, where t, t' are twin-doubly attached triangles corresponding to $(\psi^1, \psi) \in lend$
k -sized chain $\mathcal{C} \in \chi$	A chain $\mathcal{C} = \{\psi_k, \psi_{k-1}, \dots, \psi_0\}$
χ_{sat}, χ_{unsat}	Set of satisfied/unsatisfied chains
$\chi_{sat}^3 = \mathcal{V}_3 \cap \chi_{sat}$	Set of 0-sized satisfied chains
$\chi = \chi_{unsat} \cup \chi_{sat}$	Set of all the chains
\mathcal{D}	Set of <i>demanding</i> triangles covered in our Discharge-and-Pin algorithm
\mathcal{A}	Set of solution triangles whose credits we <i>discharge</i> or <i>pin</i> to cover \mathcal{D}

Table 1: Table of notations

A.3.1 Table of chains notations

Notation	Description
$tail(\mathcal{C})$	The last type-1 triangle ψ_k in \mathcal{C}
$head(\mathcal{C})$	The type-3 triangle ψ_0 in \mathcal{C} .
$tail(\chi')$	For any $\chi' \subseteq \chi$, set of all the tail triangles.
$head(\chi')$	For any $\chi' \subseteq \chi$, set of all the head triangles.
ω_i	The singly-attached triangle of ψ_i for $i > 0$
$\omega_0^1, \omega_0^2, \omega_0^3$	The three singly-attached triangles of ψ_0
$\omega_0 = \omega_0^3$	The singly-attached triangles of ψ_0 such that $V(\psi_0 \cap \psi_1) \notin V(\omega_0)$
b_i	The base edge $base(\psi_i)$ for $i > 0$
a_i	$:= anchor(\psi_i) \in V(\psi_{i-1})$ for $i \geq 0$
g_i	The gain edge $gain(\psi_i, \psi_{i-1}) \in E(\psi_{i-1})$ for $i > 0$
g_{k+1}	The null-non-base edge of ψ_k
h_i	$:= E(\psi_i) \setminus \{b_i, g_{i+1}\}$ for $i > 0$
c_i	The common vertex $\psi_i \cap \psi_{i-1}$ for $i > 0$
t_i^1, t_i^2	twin-doubly attached triangles corresponding to $(\psi_i, \psi_{i-1}) \in lend$ for $i > 0$, such that $g_{i+1} \in E(t_i^2)$
e_i^1, e_i^2	The two non-solution edges of ω_i for $i > 0$, such that $e_i^j \in t_i^j$ for $j \in \{1, 2\}$

Table 2: Table of notations for a k -sized chain $\mathcal{C} = \{\psi_k, \psi_{k-1}, \dots, \psi_0\}$