

Majorana phases in high-scale mixings unification hypotheses

S.S. AbdusSalam,^{1,*} M.Z. Abyaneh,^{1,†} F. Ghelichkhani,^{1,‡} and M. Noormandipour^{1,2,§}

¹*Department of Physics, Shahid Beheshti University, Tehran, Islamic Republic of Iran*

²*DAMTP, University of Cambridge, Wilberforce Road, Cambridge, CB3 0WA, UK*

For addressing the remarkable difference between neutrino and quark mixings, high-scale mixings relations (HSMR) or unification (HSMU) hypotheses were proposed. These neutrino phenomenology frameworks have been explored with respect to bounds from neutrino oscillations and relevant cosmological experiments. However there are caveats with regards to assessing the models' compatibility with data in a statistically robust and convergent manner. These can be addressed by using Bayesian algorithms. Global fits of the models to experimental constraints can readily yield compatible parameter regions, including Majorana phases. The posterior samples could be used for studying correlations between neutrino observables and prospects for updates of related experiments.

PACS numbers: 14.60.Pq, 11.10.Hi, 11.30.Hv, 12.15.Lk

I. INTRODUCTION

One of the most interesting and challenging discoveries of recent era in particle physics is the neutrino mixing. It is quite different from the quark mixing, which in the standard model (SM) is small. This difference can be explained in various ways for example, via the quark-lepton unification [1–3], or via the family or flavour symmetries [4–8], which could also appear in grand unification theories (GUT) [9].

One of the most attractive features of the GUT theories [1–3] is the quark-lepton unification. Since quarks and leptons live in a joint representation of the GUT symmetry group,

*Electronic address: abdussalam@sbu.ac.ir

†Electronic address: me'zahiri@sbu.ac.ir

‡Electronic address: f.ghelichkhani@mail.sbu.ac.ir

§Electronic address: mrn31@cam.ac.uk

their weak interaction properties are correlated. Hence, in principle one should be able to derive the origin of the small and the large mixing in the quark and the lepton sectors respectively and also get probable relations between them, in these theories.

On an other hand, there are experimental evidence about the quark-lepton unification. One of them is the so-called quark-lepton complementarity relation [10]

$$\theta_{12} + \theta_C \approx \frac{\pi}{4}, \quad (1)$$

which relates the leptonic mixing angle θ_{12} and the Cabibbo angle θ_C and is taught to be a footprint of a high scale quark-lepton unification [10–13]. Other observations suggest [14–18]

$$\theta_{13} \approx \frac{\theta_C}{\sqrt{2}}, \quad (2)$$

which can also be a hint to some high scale quark-lepton symmetry in an underlying GUT theory [19].

One way to explain the origin of neutrino and quark mixing is the high scale mixing unification (HSMU) hypothesis, which is studied in details in Refs.[20–24]. This hypothesis proposes that, at certain high scale the neutrino and quark mixing angles are identical[25–27]. Should HSMU predictions get verified, it could be a strong hint of the quark-lepton unification or some flavour symmetry or both. Also, recently a new parameterisation of the neutrino mixing angles is proposed both for Majorana [28] and Dirac [29] neutrinos, called the high scale mixings relation (HSMR), which is inspired by the HSMU hypothesis. Quantitatively, the HSMU hypothesis can be written in the following way:

$$\theta_{12} = \theta_{12}^q, \quad \theta_{13} = \theta_{13}^q, \quad \theta_{23} = \theta_{23}^q, \quad (3)$$

where θ_{ij} (with $i, j = 1, 2, 3$) are leptonic mixing angles and θ_{ij}^q are the quark mixing angles. The HSMU can be considered a special case of the general mixings relations hypothesis [28] (HSMR)

$$\theta_{12} = \alpha_1^{k_1} \theta_{12}^q, \quad \theta_{13} = \alpha_2^{k_2} \theta_{13}^q, \quad \theta_{23} = \alpha_3^{k_3} \theta_{23}^q, \quad (4)$$

where for the analysis here we have chosen the real constants $(k_1, k_2, k_3) = (1, 1, 1)$. There are results pointing to the advantage of HSMR over the HSMU. However, here we analyse both scenarios given the new approach for the parameter space explorations.

Both HSMU and HSMR were analysed within the framework of the SM extended by the minimum super-symmetric standard model (MSSM). The beginning point of working

with this hypothesis is to evolve the quark mixing angles from the low scale (mass of the Z boson) to the supersymmetry (SUSY) breaking scale (which we take equal to 2 TeV) using the renormalisation-group (RG) evolution of the SM. After that, one uses the MSSM RG equations for evolution of quark mixing angles from the SUSY breaking scale to the unification scale, $M_{GUT} \sim 10^{16}$ GeV. Then, the HSMU hypothesis dictates one to put the quark mixing angles equal to that of the neutrinos at the unification scale. In the next step, using the MSSM RG equations, the leptonic mixing parameters are run down from the unification scale to the SUSY breaking scale. From the SUSY breaking scale to the low scale, one uses the SM RG equations to run the mixing parameters.

Although neutrinos could be equally Dirac or Majorana particles in nature and many experiments are going on to test this issue [30, 31], for Dirac mass of neutrinos, the Yukawa couplings seem to be unnaturally small. However, there is a subtle way to explain the smallness of neutrino masses, if they are Majorana particles, called sea-saw mechanism [32–36]. In this work we assume that neutrinos are Majorana particles. The fact that the RG evolution of Majorana neutrinos is extensively studied in the literature [20–22, 25–27, 37–44], facilitates our investigation.

Totally, we have 6 free parameters that control the top-down evolution of the neutrino mixing parameters namely, the masses of the three light neutrinos m_i and the phases: the Dirac phase δ and the two Majorana phases ϕ_i . Because, the HSMU hypothesis predicts the Dirac phase to be equal to the CKM phase, the Majorana phases are left as arbitrary parameters since they have no quark counterpart. One chooses these 5 parameters at the unification scale such that all the mixing parameters at the low scale fall within the 3σ limit of the neutrino measurements. For this to work, the chosen masses of neutrinos must be quasi-degenerate (QD) and normal hierarchical [20] and within SUSY framework, $\tan \beta$ must be large. In [27] it is shown that the Majorana phases damp the radiative magnification of mixing angles, although there is enough parameter space for the mixing angles to be in agreement with the low-energy neutrino data.

In the previous works on HSMU hypothesis it is demonstrated that one of the mass square differences (Δm_{21}^2) lies outside the 3σ global range [20, 25, 27]. To bring this parameter into the experimental range one is to take into account the low energy SUSY threshold corrections [20, 25, 27], without Majorana phases, whose importance for QD neutrinos is discussed in Refs. [45–48] and [20–22, 25, 26, 28, 38–42]. When one includes Majorana

phases, there are parameter space regions where no threshold corrections are necessary [27]. In this article, we present a full scan of the HSMU hypothesis via both approaches to find the whole parameter space where all parameters come into the experimental range with and without SUSY threshold corrections. The threshold corrections are dependent on parameters in the charged-slepton sector, especially the ratio $R = \frac{M_{\tilde{e}}}{M_{\tilde{\mu}, \tilde{\tau}}}$ and the wino mass parameter which we set to 1.2 and 400 GeV respectively. We use a Bayesian parameter space exploration technique [53–55], applied for HSMU studies for the first time. Likewise, the inclusion of Majorana phases as free parameters which lead to agreements with all relevant experimental measurements is addressed here for the first time.

The inclusion of Majorana phases into account for analysing the HSMU neutrinos have important consequences. For example, Ref. [28] studied the HSMU hypothesis for the Majorana neutrinos without Majorana phases in the CP conserving limit and found an estimate for the neutrino-less double-beta decay based mass scale, m_{ee} above the current bound from the Gerda [49] and Kamland [50] experiments. The values obtained for this observable in [27] are also at odds with experiments. The same can be said about the effective β -decay neutrino mass m_e . This observable does not depend on whether the neutrinos are Majorana or Dirac. Previous studies have led to sum of the neutrino masses to be above the cosmological limit [27–29] for both Dirac and Majorana neutrinos. Whereas, including the Majorana phases and doing a statistically convergent parameter space exploration, using an interface code developed for this project together with the public codes REAP [52] and MultiNest [53–55], we find parameter regions with the above mentioned observables well within the corresponding experimental limits. The results can be tested in the upgraded versions of the experiments in the future.

Furthermore, we have discovered new strong correlations among different experimental observables for the HSMU hypothesis with Majorana phases. These correlations do not exist in the literature and are easily testable in the ongoing and upcoming experiments.

This paper is organised in the following way: In section II, we explain the outline of the RG running for the mixing parameters of the Majorana neutrinos, including the Majorana phases. In section III, we describe the basic concepts used in fitting the HSMU neutrino parameters to experimental measurements. The global fits were done for both cases with and without threshold corrections. We present the results of our analyses in section IV and summarise our work in section V.

II. MAJORANA NEUTRINOS AND MIXING PARAMETERS

The RG evolution of the leptonic mixing parameters for Majorana neutrinos is extensively discussed in the literature both for the case where Majorana phases are zero [20–22, 25, 26, 38–42] or non-zero [27]. The most often studied scenario is the one where, below the unification scale, the Majorana mass term for the left handed neutrinos is given by the lowest dimensional operator [43]

$$\mathcal{L}_\kappa = \frac{1}{4} \kappa_{gf} \overline{\ell}_{Lc}^g \varepsilon^{cd} \phi_d \ell_{Lb}^f \varepsilon^{ba} \phi_a + \text{H.c.} , \quad (5)$$

in the SM. In the MSSM, it is given by

$$\mathcal{L}_\kappa^{\text{MSSM}} = \mathcal{W}_\kappa|_{\theta\theta} + \text{h.c.} = -\frac{1}{4} \kappa_{gf} \mathbb{L}_c^g \varepsilon^{cd} \mathbb{h}_d^{(2)} \mathbb{L}_b^f \varepsilon^{ba} \mathbb{h}_a^{(2)}|_{\theta\theta} + \text{h.c.} , \quad (6)$$

where κ_{gf} has mass dimension -1 , ℓ_L^C is the charge conjugate of a lepton doublet and $a, b, c, d \in \{1, 2\}$ are $\text{SU}(2)_L$ indices. The double-stroke letters \mathbb{L} and \mathbb{h} denote the lepton doublets and the up-type Higgs superfield in the MSSM. Using this mass operator, the neutrino masses are introduced in a rather model independent way since it does not depend on the underlying mass-term generation mechanism. Our calculations do not depend on the new physics and any model which would have generated the dimension five operator. One such model is the see-saw model, whose RG equations are studied in Ref. [40]. In fact, previous studies, for Majorana neutrinos with $\phi_i = 0$, have shown that including the type-one see-saw mechanism the predictions do not change in any significant way and that the analysis done with effective dimensional-5 operator is quite robust [28].

Here we do not elaborate on the calculations for the RG running, which can be found in the above mentioned references. In general, we are interested in the RG evolution of the masses, the mixing angles and the Dirac and the Majorana phases. The mixing angles and physical phases are described by the PMNS matrix, which is parameterised as

$$U_{PMNS} = V \cdot U, \quad (7)$$

where

$$V = \begin{pmatrix} c_{12}c_{13} & s_{12}c_{13} & s_{13}e^{-i\delta} \\ -c_{23}s_{12} - s_{23}s_{13}c_{12}e^{i\delta} & c_{23}c_{12} - s_{23}s_{13}s_{12}e^{i\delta} & s_{23}c_{13} \\ s_{23}s_{12} - c_{23}s_{13}c_{12}e^{i\delta} & -s_{23}c_{12} - c_{23}s_{13}s_{12}e^{i\delta} & c_{23}c_{13} \end{pmatrix}, \quad (8)$$

and

$$U = \begin{pmatrix} e^{-i\varphi_1/2} & 0 & 0 \\ 0 & e^{-i\varphi_2/2} & 0 \\ 0 & 0 & 1 \end{pmatrix},$$

with c_{ij} and s_{ij} defined as $\cos \theta_{ij}$ and $\sin \theta_{ij}$ ($i, j = 1, 2, 3$), respectively. The quantity δ is the Dirac phase and φ_1, φ_2 are the Majorana phases. In this work, we take Majorana and Dirac phases to be nonzero. The non-zero phases are expected to have non-trivial impact on the parameter space. The global experimental status of the leptonic mixing parameter is summarised in Table I.

PMNS parameters	Central values	3σ Ranges
θ_{12}	$33.82^{+0.78}_{-0.76}$	$31.61 - 36.27$
θ_{23}	$49.7^{+0.9}_{-1.1}$	$40.9 - 52.2$
θ_{13}	$8.61^{+0.12}_{-0.13}$	$8.22 - 8.98$
δ	217^{+40}_{-28}	$135 - 366$
$\Delta_{m_{21}} (10^{-5} \text{ eV}^2)$	$7.39^{+0.21}_{-0.20}$	$6.79 - 8.01$
$\Delta_{m_{3\ell}} (10^{-5} \text{ eV}^2)$	$2.525^{+0.033}_{-0.031}$	$2.431 - 2.622$

TABLE I: The central values and 3σ ranges for neutrino parameters from the global fits[51] to experimental measurements.

For making statistically robust parameter explorations of neutrino models, we developed an interface that combine together the public packages REAP [52] (Renormalisation Group Evolution of Angles and Phases) and MultiNest [53–55] via Mathematica++, a library for executing Mathematica from C++ codes and vice versa ¹.

One of the questions since the massiveness of neutrinos was confirmed, has been the scale of the neutrino mass. For QD and normal hierarchy neutrinos spectra, one has

$$m_1 \lesssim m_2 \lesssim m_3 \simeq m_0 \quad (9)$$

with

$$m_0 \gg \sqrt{\Delta m_{32}^2} \approx 5 \times 10^{-2} \text{ eV}. \quad (10)$$

¹ See www.neelex.com/mathematica++.

Three alternative and complementary methods exist to measure the neutrino mass scale. The first one is the neutrino-less double beta decay which assumes that neutrinos are Majorana particles [56, 57]. The double beta decay effective mass m_{ee} , is

$$m_{ee} = \left| \sum U_{ei}^2 m_i \right| = \left| m_1 c_{12}^2 c_{13}^2 e^{-i\varphi_1} + m_2 s_{12}^2 c_{13}^2 e^{-i\varphi_2} + m_3 s_{13}^2 e^{-i2\delta} \right|, \quad (11)$$

which for quasi-degenerate neutrinos becomes

$$m_{ee} \approx m_0 \left| c_{12}^2 c_{13}^2 e^{-i\varphi_1} + s_{12}^2 c_{13}^2 e^{-i\varphi_2} + s_{13}^2 e^{-i2\delta} \right|. \quad (12)$$

As a result of the smallness of the $\sin^2 \theta_{13}$ coefficient, the contribution of m_3 is suppressed and one gets

$$m_{ee} \simeq m_0 \sqrt{1 - \sin^2 2\theta_{12} \frac{(1 - \cos(\varphi_1 - \varphi_2))}{2}}. \quad (13)$$

The most stringent limit on m_{ee} comes from the Gerda [49] experiment, $0.12 \text{ eV} \leq m_{ee} \leq 0.26 \text{ eV}$ and the more precise Kamland [50] experiment, $0.05 \text{ eV} \leq m_{ee} \leq 0.16 \text{ eV}$.

The second method to measure the neutrino mass, is to use the kinematics of β -decay to determine the effective electron (anti) neutrino mass (m_β), which is a model independent method and leads to

$$m_\beta \equiv \sqrt{\sum |U_{ei}|^2 m_i^2}. \quad (14)$$

The upper bound on m_β from several experiments with tritium beta decay is 2 eV [58, 59, 61]. This has been updated recently to 1.1 eV by KATRIN experiment [62], which should enhance this bound to as low as 0.2 eV at 90% CL within five years [62].

The third method for determining neutrino masses is via cosmological and astrophysical observations, which depends on the cosmological model applied to the data. The sum of the neutrino masses, Σm_i , obtained in this way, has a range for upper bound to be $0.17 - 0.72 \text{ eV}$ at 95% CL [64].

III. PARAMETER EXPLORATION AND CONSTRAINTS

Using the interface to the REAP and MultiNest packages we explore the parameter space of the HSMU and HSMR models. The Bayesian method which is central to the exploration algorithm is described as follows. Usually the quantity of interest is the Bayesian evidence and/or the model parameters' posterior probability distributions. For the model hypothesis,

\mathcal{H} , which could be either HSMU or HSMR, the parameters at the MGUT-scale

$$\underline{m} = \{\phi_1, \phi_2, m_1, m_2, m_3\}_{HSMU} \quad (15)$$

or

$$\underline{m} = \{\phi_1, \phi_2, m_1, m_2, m_3\}_{HSMR} \quad (16)$$

are chosen to be in the ranges specified on Table II. Further, all points within the ranges were taken equally probable with a constant/flat prior probability distributions, $p(\underline{m}|\mathcal{H})$.

HSMU Parameter	Range
$\phi_{i=1,2}$	0 - 360
$m_{i=1,2,3}$ [eV]	0 - 1

TABLE II: The range of values for the HSMU Majorana neutrino parameters at the GUT scale.

HSMR Parameters	Ranges
$m_{i=1,2,3}$ [eV]	0 - 1
α_1 & α_{cp} α_2 α_3	0 - 1 0 - 41 0 - 10

TABLE III: The range of values for the HSMR Majorana neutrino parameters at the GUT scale.

The posterior distribution of the parameters in light of the experimental data, \underline{d} , considered is given by $p(\underline{m}|\underline{d}, \mathcal{H})$. This can be obtained from Bayes theorem

$$p(\underline{m}|\underline{d}, \mathcal{H}) = \frac{p(\underline{d}|\underline{m}, \mathcal{H})p(\underline{m}|\mathcal{H})}{p(\underline{d}|\mathcal{H})}. \quad (17)$$

Here $\mathcal{Z} \equiv p(\underline{d}|\mathcal{H})$ is the support/evidence for the model which is defined as the probability density of observing the data set given that the hypothesis is true. The evidence is calculated as

$$\mathcal{Z} = \int p(\underline{d}|\underline{m}, \mathcal{H})p(\underline{m}|\mathcal{H}) d\underline{m} \quad (18)$$

where the integral is N -dimensional, with N the dimension of the set of parameters, \underline{m} . $p(\underline{d}|\underline{m}, \mathcal{H})$ is the likelihood, i.e. the probability of obtaining the data set \underline{d} given the model parameters, \underline{m} .

We use the MultiNest algorithm [54, 55] which implements nested sampling technique [53]. The central values, $\underline{\mu}$, and corresponding uncertainties, $\underline{\sigma}$, for the observables

$$\underline{Q} = \{\theta_{12}, \theta_{23}, \theta_{13}, \delta_{CP}, \Delta_{m_{21}}, \Delta_{m_{3\ell}}\} \quad (19)$$

make the data set used for fitting the Majorana neutrino parameters,

$$\underline{d} = \{\mu_i, \sigma_i\} \quad (20)$$

where $i = 1, \dots, 8$ labels the observables shown in Table I. Assuming these are independent, the combined likelihood used is

$$p(\underline{d}|\underline{m}, \mathcal{H}) = \prod_{i=1}^8 \frac{\exp[-(O_i - \mu_i)^2/2\sigma_i^2]}{\sqrt{2\pi\sigma_i^2}}. \quad (21)$$

Each parameter space point from MultiNest sampling is passed to REAP [40]. This is used for solving the neutrino physics renormalisation group equations (RGE). The SM gauge couplings, quark mixing angles, masses of quarks and charged leptons are ran from the low energy scale (mass of the Z boson) to the supersymmetry (SUSY) breaking scale, and then to unification scale using MSSM RGEs. At the neutrino see-saw unification scale, the neutrino mixing angles are set to be equal to those of the quarks while the neutrino masses and Majorana phases are treated as free parameters. The leptonic mixing parameters are then run from the unification scale to the low scale. These are required to agree with current experimental values shown in Table I.

IV. RESULTS

As briefly explained in section I, for work done in the past it was not possible to get Δm_{21}^2 to within 3σ of combined experimental results without adding low energy SUSY threshold corrections [20, 25, 27] to HSMU neutrino parameters without Majorana phases. In this article, we have fit the HSMU neutrino parameters with Majorana phases to experiments. Here we present the results of our analyses for both cases where threshold corrections were included or neglected. For each case one evolves quark mixing angles, gauge couplings, Yukawa couplings of quarks and charged leptons from the low scale to the SUSY breaking scale. Then the evolution continues using the MSSM RG equations up to the unification scale, where the quark mixing angles after evolution turn out to be $\theta_{12}^q = 13.02^\circ$, $\theta_{13}^q = 0.17^\circ$ and $\theta_{23}^q = 2.03^\circ$. Afterwards, neutrino-mixing angles at the unification scale are extracted via the high-scale mixings hypothesis and the MSSM RG equations for neutrino mixing parameters and Majorana phases are run down to the SUSY breaking scale. In the final step, SM RG equations governs the evolution of mixing parameters. The SUSY breaking scale is assumed 2 TeV following the direct LHC searches [65] and the value of $\tan\beta$ is chosen to be 55. We take the unification scale, where the hypothesis could be realised, to be 2×10^{16} GeV. The posterior distributions for the parameters and derived observables are

shown in FIG. 1 and FIG. 2 respectively ².

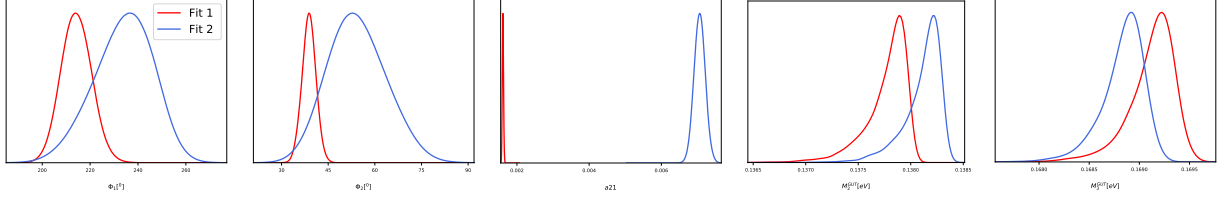


FIG. 1: Posterior distributions of the neutrino parameters with (Fit 1) and without (Fit 2) threshold corrections.

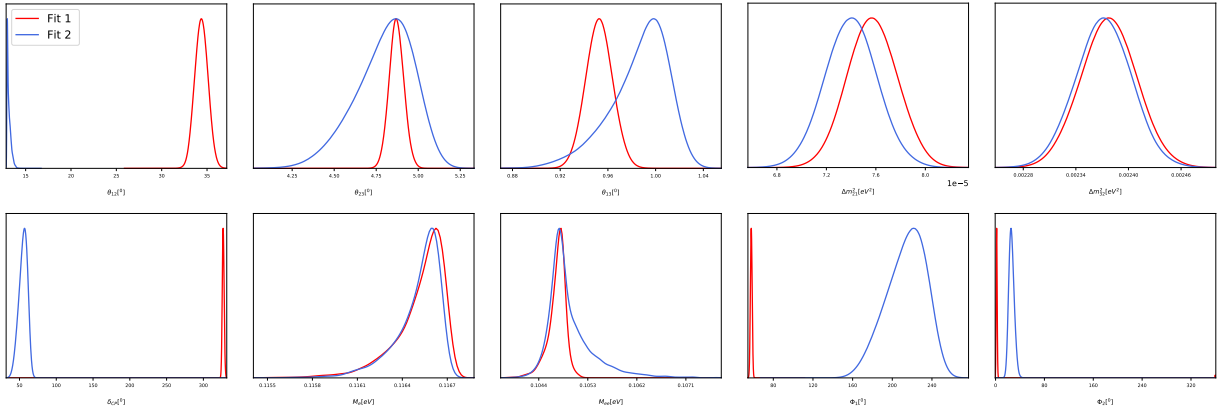


FIG. 2: Posterior distributions of the Majorana neutrino observables at Z-boson mass scale with (Fit 1) and without (Fit 2) threshold corrections.

In Table IV we show the central values and 95% confidence intervals or 1σ uncertainty values for the HSMU and HSMR base and derived parameters. There are many correlations that can be shown from the posterior samples. Here, in FIG. 3 we show correlations of the bound on mass of Majorana neutrinos, m_{ee} , with other parameters. The posterior distributions of this quantity are centred around $m_{ee} \sim 0.1045 \text{ eV}$ as can be seen in FIG. 2 in agreement with Kamland experimental range. Other interesting observables are the absolute neutrino mass, m_e , and sum of the three neutrino masses, Σm_i . The posterior distributions peak around 0.1165 eV for m_e in accord with the allowed order for the lightest neutrino mass in QD scenarios and can be tested by laboratory based neutrino experiments such as KATRIN. During the fits $\Sigma m_i < 0.36$ were imposed to be compatible with cosmological

² Posterior plots in this article were made using `GetDist` [63].

and astrophysical observation [64]. The atmospheric neutrino mixing parameter θ_{23} is non-maximal. These observables could be probed further at the ongoing and future experiments like INO, T2K, NO ν A, LBNE, Hyper-K, PINGU and KATRIN [61, 66–71].

Parameter	HSMU-1 central value	σ	HSMR-1 central value	95% BCR range
ϕ_1	214	6.35	38.1	$-2.8 - 99$
ϕ_2	38.8	2.24	16.1	$-0.037 - 34.8$
δ	327	1.22	191	$160 - 217$
Σm_i (eV)	0.3595	0.0005	0.325	$0.316 - 0.331$
θ_{12}°	34.4	0.722	33.8	$32.3 - 35.3$
θ_{13}°	4.87	0.044	8.61	$8.36 - 8.86$
θ_{23}°	57.8	0.872	45.3	$42.9 - 47.4$
Δm_{32}^2 (10^{-3}eV^2)	2.38	0.032	2.43	$2.37 - 2.49$
Δm_{21}^2 (10^{-5}eV^2)	7.57	0.204	7.40	$7.01 - 7.80$
m_{ee} (eV)	0.1047	0.0002	0.104	$0.101 - 0.107$
m_e (eV)	0.1165	0.0002	0.105	$0.102 - 1.107$
Lightest m_ν : m_1 (eV)	0.1165	0.0002	0.104	$0.101 - 0.106$

TABLE IV: The HSMU parameters and derived observable at low scale for both fits, with (Fit 1) and without (Fit 2) threshold corrections.

Next, both results for the fits with and without threshold corrections differ from the conclusions in Refs. [27, 43] where the Majorana phases were predicted to be $\cos 2(\phi_1 - \phi_2) = -0.9$ and $\cos 2(\phi_1 - \phi_2) = 0.4 - 0.5$ at the unification and low energy scale respectively. This result is most likely due to the low statistics used. Our analyses using a statistically robust and convergent method yield completely different features as can be seen in FIG. 3.

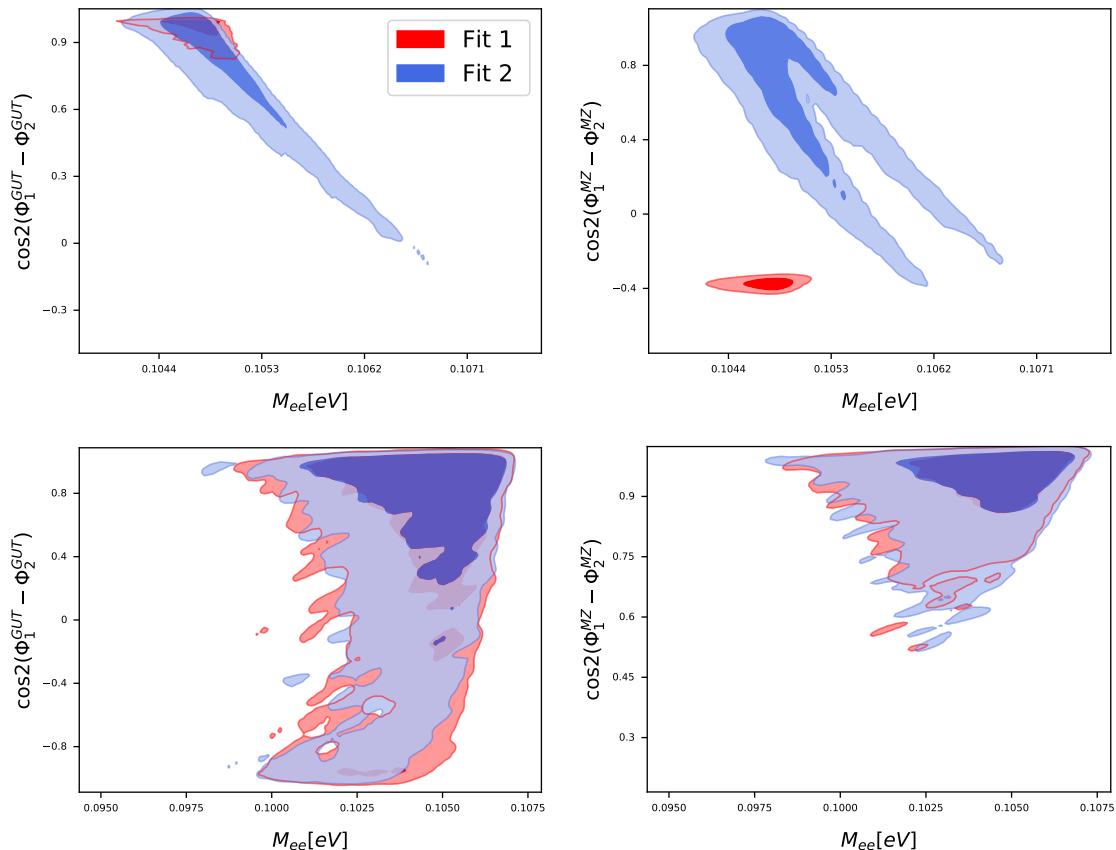


FIG. 3: Posterior distributions of the Majorana neutrino observables at Z-boson mass scale with (Fit 1) and without (Fit 2) threshold corrections. Top and bottom row plots are for the HSMU and HSMR hypothesis respectively.

V. SUMMARY AND OUTLOOK

For an insight towards finding the origin of the remarkable difference between the mixing parameters in neutrino and quark sectors, the high-scale mixings relations or unification hypotheses were developed and there free parameters were analysed with respect to experiments. In this article we have introduced a Bayesian exploration technique for extending or complementing previous explorations of model parameters based on the mentioned hypotheses. We made full parameter scan via the RG evolution of the Majorana neutrinos with non-zero Majorana phases and show the correlations between the Majorana phases and “neutrino less double beta decay mass” m_{ee} to be different compared to previous analyses [27, 43] where a few data points at unification scale were used. The package we have developed for calling REAP [40] Mathematica package from MultiNest [54, 55] can readily

be used for further comparisons and analyses of various high-scale mixing relations, such as in [28], with respect to experimental data or constraints.

-
- [1] J. C. Pati and A. Salam, Phys. Rev. D **10** (1974) 275 [Erratum-ibid. D **11** (1975) 703].
 - [2] H. Georgi and S. L. Glashow, Phys. Rev. Lett. **32** (1974) 438.
 - [3] H. Fritzsch and P. Minkowski, Annals Phys. **93** (1975) 193.
 - [4] G. Altarelli and F. Feruglio, Rev. Mod. Phys. **82** (2010) 2701 [arXiv:1002.0211 [hep-ph]].
 - [5] S. F. King and C. Luhn, Rept. Prog. Phys. **76** (2013) 056201 [arXiv:1301.1340 [hep-ph]].
 - [6] M. Holthausen and K. S. Lim, Phys. Rev. D **88** (2013) 033018 [arXiv:1306.4356 [hep-ph]].
 - [7] T. Araki, H. Ishida, H. Ishimori, T. Kobayashi and A. Ogasahara, Phys. Rev. D **88** (2013) 096002 [arXiv:1309.4217 [hep-ph]].
 - [8] H. Ishimori and S. F. King, Phys. Lett. B **735** (2014) 33 [arXiv:1403.4395 [hep-ph]].
 - [9] C. S. Lam, Phys. Rev. D **89** (2014) 9, 095017 [arXiv:1403.7835 [hep-ph]].
A. Y. Smirnov, hep-ph/0402264.
 - [10] M. Raidal, Phys. Rev. Lett. **93** (2004) 161801 [hep-ph/0404046].
 - [11] H. Minakata and A. Y. Smirnov, Phys. Rev. D **70** (2004) 073009 [hep-ph/0405088].
 - [12] P. H. Frampton and R. N. Mohapatra, JHEP **0501** (2005) 025 [hep-ph/0407139].
 - [13] S. K. Kang, C. S. Kim and J. Lee, Phys. Lett. B **619** (2005) 129 [hep-ph/0501029].
 - [14] K. Abe *et al.* [T2K Collaboration], Phys. Rev. Lett. **107** (2011) 041801 [arXiv:1106.2822 [hep-ex]].
 - [15] P. Adamson *et al.* [MINOS Collaboration], Phys. Rev. Lett. **107** (2011) 181802 [arXiv:1108.0015 [hep-ex]].
 - [16] Y. Abe *et al.* [Double Chooz Collaboration], Phys. Rev. D **86** (2012) 052008 [arXiv:1207.6632 [hep-ex]].
 - [17] J. K. Ahn *et al.* [RENO Collaboration], Phys. Rev. Lett. **108** (2012) 191802 [arXiv:1204.0626 [hep-ex]].
 - [18] F. P. An *et al.* [Daya Bay Collaboration], Phys. Rev. Lett. **108** (2012) 171803 [arXiv:1203.1669 [hep-ex]].
 - [19] S. Antusch, C. Gross, V. Maurer and C. Sluka, Nucl. Phys. B **866** (2013) 255 [arXiv:1205.1051 [hep-ph]].

- [20] G. Abbas, S. Gupta, G. Rajasekaran and R. Srivastava, Phys. Rev. D **89** (2014) 9, 093009 [arXiv:1401.3399 [hep-ph]].
- [21] G. Abbas, S. Gupta, G. Rajasekaran and R. Srivastava, Phys. Rev. D **91**, no. 11, 111301 (2015) doi:10.1103/PhysRevD.91.111301 [arXiv:1312.7384 [hep-ph]].
- [22] R. Srivastava, Pramana **86**, no. 2, 425 (2016) [arXiv:1503.07964 [hep-ph]].
- [23] R. Srivastava, Springer Proc. Phys. **174**, 369 (2016).
- [24] N. Haba and R. Takahashi, Europhys. Lett. **100**, 31001 (2012) doi:10.1209/0295-5075/100/31001 [arXiv:1206.2793 [hep-ph]].
- [25] R. N. Mohapatra, M. K. Parida and G. Rajasekaran, Phys. Rev. D **71** (2005) 057301 [hep-ph/0501275].
- [26] R. N. Mohapatra, M. K. Parida and G. Rajasekaran, Phys. Rev. D **72** (2005) 013002 [hep-ph/0504236].
- [27] S. K. Agarwalla, M. K. Parida, R. N. Mohapatra and G. Rajasekaran, Phys. Rev. D **75** (2007) 033007 [hep-ph/0611225].
- [28] G. Abbas, M. Z. Abyaneh, A. Biswas, S. Gupta, M. Patra, G. Rajasekaran and R. Srivastava, Int. J. Mod. Phys. A **31**, no. 17, 1650095 (2016) doi:10.1142/S0217751X16500950 [arXiv:1506.02603 [hep-ph]].
- [29] G. Abbas, M. Z. Abyaneh, R. Srivastava, Phys. Rev. D **95**, 075005 (2017)
- [30] F. Alessandria, E. Andreotti, R. Ardito, C. Arnaboldi, F. T. Avignone, III, M. Balata, I. Bandac and T. I. Banks *et al.*, arXiv:1109.0494.
- [31] M. Auger *et al.* [EXO Collaboration], Phys. Rev. Lett. **109**, 032505 (2012), arXiv:1205.5608.
- [32] P. Minkowski, Phys. Lett. B **67**, 421 (1977).
- [33] M. Gell-Mann, P. Ramond and R. Slansky, Conf. Proc. C **790927**, 315 (1979), arXiv:1306.4669.
- [34] T. Yanagida, Conf. Proc. C **7902131**, 95 (1979).
- [35] S. L. Glashow, NATO Adv. Study Inst. Ser. B Phys. **59**, 687 (1980).
- [36] R. N. Mohapatra and G. Senjanovic, Phys. Rev. Lett. **44**, 912 (1980).
- [37] J. A. Casas, J. R. Espinosa and I. Navarro, JHEP **0309**, 048 (2003) [hep-ph/0306243].
- [38] S. Antusch, M. Drees, J. Kersten, M. Lindner and M. Ratz, Phys. Lett. B **519**, 238 (2001), arXiv:hep-ph/0108005.
- [39] S. Antusch, M. Drees, J. Kersten, M. Lindner and M. Ratz, Phys. Lett. B **525**, 130 (2002),

arXiv:hep-ph/0110366.

- [40] S. Antusch, J. Kersten, M. Lindner, M. Ratz and M. A. Schmidt, JHEP **0503**, 024 (2005), hep-ph/0501272.
- [41] P. H. Chankowski and Z. Pluciennik, Phys. Lett. B **316**, 312 (1993), arXiv:hep-ph/9306333.
- [42] K. S. Babu, C. N. Leung and J. T. Pantaleone, Phys. Lett. B **319**, 191 (1993), arXiv:hep-ph/9309223.
- [43] S. Antusch, J. Kersten, M. Lindner and M. Ratz, Nucl. Phys. B **674**, 401 (2003), arXiv:hep-ph/0305273.
- [44] J. A. Casas, J. R. Espinosa, A. Ibarra and I. Navarro, Nucl. Phys. B **573**, 652 (2000) doi:10.1016/S0550-3213(99)00781-6 [hep-ph/9910420].
- [45] E. J. Chun and S. Pokorski, Phys. Rev. D **62**, 053001 (2000) [hep-ph/9912210].
- [46] P. H. Chankowski, A. Ioannisian, S. Pokorski and J. W. FValle, Phys. Rev. Lett. **86**, 3488 (2001) [hep-ph/0011150].
- [47] E. J. Chun, Phys. Lett. B **505**, 155 (2001) [hep-ph/0101170].
- [48] P. H. Chankowski and P. Wasowicz, Eur. Phys. J. C **23**, 249 (2002) [hep-ph/0110237].
- [49] M. Agostini *et al.* [GERDA Collaboration], Phys. Rev. Lett. **120**, 132503 (2018), arXiv:1803.11100.
- [50] A. Gando *et al.* [KamLAND-Zen Collaboration], Phys. Rev. Lett. **117**, 082503 (2016).
- [51] I. Esteban, M.C. Gonzalez-Garcia, A. Hernandez-Cabezudo, M. Maltoni, T. Schwetz, JHEP **01**, 106 (2019), arXiv:1811.05487.
- [52] S. Antusch, J. Kersten, M. Lindner, M. Ratz and M. A. Schmidt, J. High Energy Phys. **0503**, 024 (2005), arXiv:hep-ph/0501272.
- [53] J. Skilling, AIP Conference Proceedings of the 24th International Workshop on Bayesian Inference and Maximum Entropy Methods in Science and Engineering, Vol. 735, pp. 395-405 (2004) available from <http://www.inference.phy.cam.ac.uk/bayesys/>
- [54] F. Feroz and M. P. Hobson Multimodal nested sampling: an efficient and robust alternative to MCMC methods for astronomical data analysis, Mon. Not. Roy. Astron. Soc. **384** (2008) 449 [arXiv:0704.3704].
- [55] F. Feroz, M.P. Hobson, M. Bridges, Mon. Not. Roy. Astron. Soc. **398** 1601(2009), arXiv:0809.3437.
- [56] W. Rodejohann, J. Phys. G **39**, 124008 (2012), arXiv:1206.2560 [hep-ph].

- [57] S. M. Bilenky and C. Giunti, Int. J. Mod. Phys. A **30**, 1530001 (2015), arXiv:1411.4791 [hep-ph].
- [58] V. N. Aseev *et al.* [Troitsk Collaboration], Phys. Rev. D **84** (2011) 112003 [arXiv:1108.5034 [hep-ex]].
- [59] C. Kraus, B. Bornschein, L. Bornschein, J. Bonn, B. Flatt, A. Kovalik, B. Ostrick and E. W. Otten *et al.*, Eur. Phys. J. C **40** (2005) 447 [hep-ex/0412056].
- [60] J. Bonn *et al.*, The Mainz neutrino mass experiment, Nucl. Phys. Proc. Suppl. 91 (2001) 273279. [PoShep2001,192(2001)].
- [61] G. Drexlin, V. Hannen, S. Mertens and C. Weinheimer, Adv. High Energy Phys. **2013**, 293986 (2013), arXiv:1307.0101.
- [62] M. Aker *et al.*, "An improved upper limit on the neutrino mass from a direct kinematic method by KATRIN", arXiv:1909.06048.
- [63] A. Lewis, arXiv:1910.13970 [astro-ph.IM].
- [64] P. A. R. Ade *et al.* [Planck Collaboration], arXiv:1502.01589 [astro-ph.CO].
- [65] N. Craig, arXiv:1309.0528 [hep-ph].
- [66] M. S. Athar *et al.* [INO Collaboration], INO-2006-01.
- [67] K. Abe *et al.* [T2K Collaboration], Nucl. Instrum. Meth. A **659**, 106 (2011), arXiv:1106.1238.
- [68] R. B. Patterson [NOvA Collaboration], Nucl. Phys. Proc. Suppl. **235-236**, 151 (2013), arXiv:1209.0716.
- [69] C. Adams *et al.* [LBNE Collaboration], arXiv:1307.7335.
- [70] E. Kearns *et al.* [Hyper-Kamiokande Working Group Collaboration], arXiv:1309.0184.
- [71] S. -F. Ge and K. Hagiwara, arXiv:1312.0457.