

# Classifier Chains: A Review and Perspectives

JESSE READ, Ecole Polytechnique, Institute Polytechnique de Paris

BERNHARD PFAHRINGER, GEOFF HOLMES, and EIBE FRANK, University of Waikato

---

The family of methods collectively known as classifier chains has become a popular approach to multi-label learning problems. This approach involves linking together off-the-shelf binary classifiers in a chain structure, such that class label predictions become features for other classifiers. Such methods have proved flexible and effective and have obtained state-of-the-art empirical performance across many datasets and multi-label evaluation metrics. This performance led to further studies of how exactly it works, and how it could be improved, and in the recent decade numerous studies have explored classifier chains mechanisms on a theoretical level, and many improvements have been made to the training and inference procedures, such that this method remains among the state-of-the-art options for multi-label learning. Given this past and ongoing interest, which covers a broad range of applications and research themes, the goal of this work is to provide a review of classifier chains, a survey of the techniques and extensions provided in the literature, as well as perspectives for this approach in the domain of multi-label classification in the future. We conclude positively, with a number of recommendations for researchers and practitioners, as well as outlining a number of areas for future research.

---

## 1 INTRODUCTION

Interest in multi-label classification has grown at an explosive pace in the last 10 years, from a few dozen explicit mentions in the scientific literature to hundreds of new papers per year, a significant collection of benchmark datasets, and a number of dedicated software frameworks. Applications are as diverse as those found in supervised classification, and several families of methods have emerged. Reviews of the area are given in [54], and in [50] in the broader context of multi-output learning.

The defining aspect of multi-label learning is the association of *multiple* class labels to each single instance. As in regular supervised learning, each instance may itself be multi-dimensional. Formally, a multi-label dataset  $\mathcal{D} = \{x^{(i)}, y^{(i)}\}_{i=1}^N$  consists of  $N$  examples, where each  $x^{(i)} = [x_1, \dots, x_D]$  and  $y^{(i)} = [y_1^{(i)}, \dots, y_L^{(i)}]$ . Therefore, each instance is associated with  $L$  labels. In the multi-label case, these are binary labels, each  $y_j \in \{0, 1\}$ . A multi-label model is tasked with providing predictions  $\hat{y}$  for each test instance  $\tilde{x}$ .

Figure 1a shows an example of a multi-label dataset. Figure 1b shows how this dataset can be naturally divided into  $L$  binary problems, and solved independently. This approach, of applying independent binary classifiers, is known as the *binary relevance* method, which has become a typical baseline in multi-label studies.

The method of *classifier chains* was described in [42] (later, with an extended analysis, in [43]), and also in parallel in [18]. The idea is simple: connect binary classifiers in a ‘chain’, such that the output prediction of one classifier is passed on as an additional feature attribute in the input of all following classifiers. This method is one of many approaches that seeks to model labels together, thus obtaining improved performance over the binary relevance approach. There are now dozens of variants and analyses of classifier chains, and it has been involved in at least a hundred empirical evaluations. On the grounds of such interest, much of which is still ongoing, the goal of this paper is to provide an overview of landmark developments and analyses, and also to discuss perspectives of these varieties of methods.

For the purposes of our investigation we define classifier chains under the following two properties: 1) one classifier per label, considered as a node in a *chain*, where 2) the chain is any directed acyclic structure where the output of one

X	Y <sub>1</sub>	Y <sub>2</sub>	Y <sub>3</sub>	Y <sub>4</sub>
$x^{(1)}$	0	1	1	0
$x^{(2)}$	1	0	0	0
$x^{(3)}$	0	1	0	0
$x^{(4)}$	1	0	0	1
$x^{(5)}$	0	0	0	1
$\tilde{x}$	?	?	?	?

(a) A multi-label dataset, with test instance  $\tilde{x}$ .

X	Y <sub>1</sub>	X	Y <sub>2</sub>	X	Y <sub>3</sub>	X	Y <sub>4</sub>
$x^{(1)}$	0	$x^{(1)}$	1	$x^{(1)}$	0	$x^{(1)}$	1
$x^{(2)}$	1	$x^{(2)}$	0	$x^{(2)}$	1	$x^{(2)}$	0
$x^{(3)}$	0	$x^{(3)}$	1	$x^{(3)}$	0	$x^{(3)}$	1
$x^{(4)}$	1	$x^{(4)}$	0	$x^{(4)}$	1	$x^{(4)}$	0
$x^{(5)}$	0	$x^{(5)}$	0	$x^{(5)}$	0	$x^{(5)}$	0
$\tilde{x}$	?	$\tilde{x}$	?	$\tilde{x}$	?	$\tilde{x}$	?

(b) A transformation into  $L$  two-class datasets to which independent binary classifiers can be applied.

Fig. 1. Illustration of how independent classifiers can be applied to a multi-label classification problem by transformation into separate datasets. Note that each instance is a vector,  $x^{(i)} \in \mathbb{R}^d$ , not expanded for notational simplicity.

classifier becomes input to the following classifiers (as determined by the structure) to which it is connected. This is a broader definition than in the first works, which considered a fully-connected cascade, and allows for greater flexibility to follow more recent developments in the same context. Arguably we could speak of “classifier directed acyclic graphs” (indeed, related terms already appear in the literature) but we retain the terminology of a chain in line with the bulk of the related literature. Indeed, the flexibility of this approach is certainly one of the main factors behind its popularity, and the large number of variants offered in the literature.

If we consider chains which are not connected at all, then we recover the binary relevance method. We remark that “binary relevance”, although typically denoting independent classifiers, can be considered itself a family of methods that encompass the full spectrum of classifier chains [52?] from independent classifiers to fully-connected chains, without conflict of terms. An important concept is the hyperparametrization of *base classifiers*; that is to say any suitable binary classifier (e.g., logistic regression, decision trees, SVMs) can be considered<sup>1</sup>. Each  $j$ -th binary classifier, given an input instance  $x$ , produces predictions  $y_j \in \{0, 1\}$  indicating the relevance of each of the  $j$ -th labels as they pertain to that instance.

Graphically, the original formulation can be drawn as in Figure 2b as a fully connected chain. One could also refer to the fully connected structure as a *cascade* or a *fan* to distinguish from a Markov chain where each node is connected only to the previous and following nodes – although this is also a possible configuration (see Figure 2c, [39]). Other variants were quick to arise, such as trees (e.g., Figure 2d, [11]), and directed acyclic graphs (DAGs) in general (e.g., Figure 2e, [53]). The mechanism of all these configurations is the same: where incoming edges to the  $j$ -th node represent features to the  $j$ -th classifier, and the outgoing edge its prediction. Even though cyclic and undirected models are closely related (indeed, can even be considered as equivalent in the probabilistic graphical models literature) we consider such ‘chains’ a separate class of model due to the different inference strategies involved – we discuss this further in Section 4.

Figure 3 shows the transformation for Figure 2b (which can be contrasted with that of Figure 2a corresponding to Figure 1b). It is straightforward to make similar transformations for the other cases exemplified in Figure 2, with any binary classifier employed on the resulting datasets.

Classifier chains have obtained state-of-the-art performance under many empirical evaluations, including a variety of datasets and evaluation metrics (e.g., [26, 43]). This strong off-the-shelf performance, combined with the simplicity of implementation, and the open choice of base classifiers to fit many preferences and suitability to different domains,

<sup>1</sup>For probabilistic varieties of chains, discussed in Section 2.1, we should additionally assume that a base classifier gives a probabilistic interpretation or an approximation thereof.

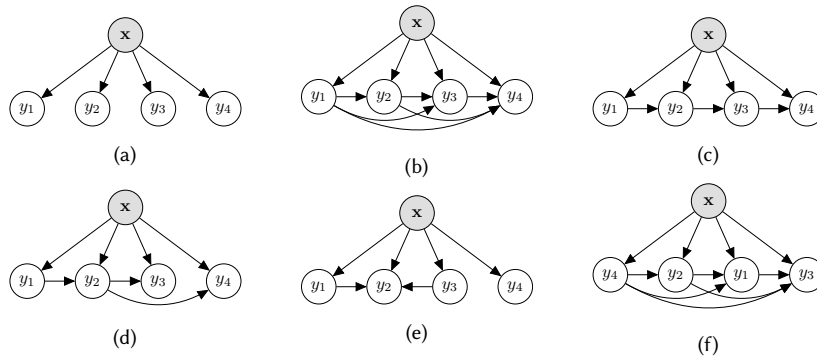


Fig. 2. Some general chain structures for a problem with 4 labels. Note the difference between b and f is the order of labels.

X	Y <sub>1</sub>	X	Y <sub>1</sub>	Y <sub>2</sub>	X	Y <sub>1</sub>	Y <sub>2</sub>	Y <sub>3</sub>	X	Y <sub>1</sub>	Y <sub>3</sub>	Y <sub>4</sub>	
x <sup>(1)</sup>	0	x <sup>(1)</sup>	0	1	x <sup>(1)</sup>	0	1	1	x <sup>(1)</sup>	0	1	1	0
x <sup>(2)</sup>	1	x <sup>(2)</sup>	1	0	x <sup>(2)</sup>	1	0	0	x <sup>(2)</sup>	1	0	0	0
x <sup>(3)</sup>	0	x <sup>(3)</sup>	0	1	x <sup>(3)</sup>	0	1	0	x <sup>(3)</sup>	0	1	0	0
x <sup>(4)</sup>	1	x <sup>(4)</sup>	1	0	x <sup>(4)</sup>	1	0	0	x <sup>(4)</sup>	1	0	0	1
x <sup>(5)</sup>	0	x <sup>(5)</sup>	0	0	x <sup>(5)</sup>	0	0	0	x <sup>(5)</sup>	0	0	0	1
$\tilde{x}$	$\tilde{y}_1$	$\tilde{x}$	$\tilde{y}_1$	$\tilde{y}_2$	$\tilde{x}$	$\tilde{y}_1$	$\tilde{y}_2$	$\tilde{y}_3$	$\tilde{x}$	$\tilde{y}_1$	$\tilde{y}_2$	$\tilde{y}_3$	$\tilde{y}_4$

Fig. 3. The classifier chains transformation of a dataset.

helped lead to its wide usage and ongoing development. It has been used in diverse applications ranging from image and text classification to bioinformatics, forecasting, and route prediction.

However, while attracting interest from practitioners on account of its out-of-the-box performance, classifier chains also raised many questions; How does it work? What does it optimize? Where does the spectrum of classifier chains take us – in the sense of connectivity and inference. Tied in with this are further questions which has driven much related work: What is the best chain order – and – How to find it? We answer these questions in the remainder of this paper.

## 2 HOW CLASSIFIER CHAINS WORK

Although there are many angles from which to view classifier chains, we mainly concentrate on two, as treated in the following subsections.

### 2.1 Classifier Chains as a Probabilistic Model

The formalization of *probabilistic classifier chains* was proposed in [7]. The training process is identical to the ‘standard’ formulation, but for additional condition of the base classifiers having a probabilistic interpretation (at least in the loose sense of a prediction  $\in [0, 1]$  that could be understood as a confidence), such that the  $j$ -th classifier – denoted  $h_j$  – provides

$$h_j(x) := \operatorname{argmax}_{y_j \in \{0,1\}} P(y_j|x, y_1, \dots, y_{j-1}) \tag{1}$$

With these models (or, in particular, their probabilistic components  $P$ ), inference can be phrased as a maximum a-priori (MAP) estimate, expanded as follows<sup>2</sup>:

$$\hat{y} = \operatorname{argmax}_{y \in \{0,1\}^L} P(y|x) = \operatorname{argmax}_{y \in \{0,1\}^L} P(y_1|x) \prod_{j=2}^L P(y_j|x, y_1, \dots, y_{j-1}) \quad (2)$$

for  $L$  labels.

This reveals a minimization of the subset 0/1 loss (a loss of 0 when  $\hat{y} = y$ , and 1 otherwise when  $\hat{y} \neq y$ ), since a MAP estimate is the minimizer for that loss (some elaboration in [9] in the multi-label context). This is equivalent to maximizing *exact match*, as it is often phrased in the multi-label literature; an accurate description, since the vector must match the prediction exactly, in each element.

Figure 4 illustrates this idea as a probability tree where each path from root to leaf represents one combination of labels  $y \in \{0,1\}^L$ , associated with payoff  $P(y|x)$ , factored across branches as per Eq. (2). Under this view, classifier chains as originally proposed, follows a single greedy path through the tree. This is a cheap and arguably crude approximation of Eq. (2) to the extent where one can only talk of the method being a *mode-seeker* [7] (i.e., it seeks out the MAP estimate in a greedy way, but is not guaranteed to find it). On the other extreme, exploring all  $2^L$  paths provides a Bayes-optimal inference solution, corresponding to the highest payoff. While being a faithful evaluation of Eq. (2), this exhaustive search is generally intractable, provoking the application of tree search methods to efficiently trial a subset of paths, thereby approximating the best solution at reduced cost: for example,  $\epsilon$ -approximate, beam search, or even A\* search ([27] provides a convenient survey).

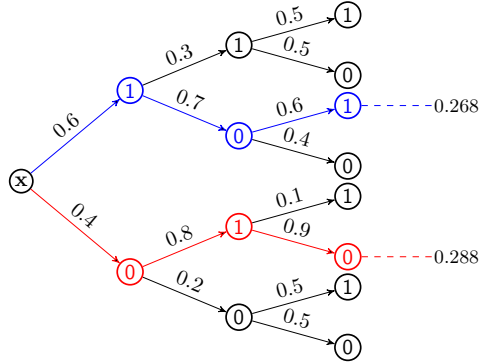


Fig. 4. A probability tree corresponding to a fully-connected classifier chain (like Figure 2b) over three labels. Note that the nodes (labels) of the best path,  $P([0, 1, 0]|x) = 0.288$ , are not the same as that taken by ‘standard’ (greedy) classify chains will take, which is  $P([1, 0, 1]|x) = 0.268$ . Note also that there are  $2^L$  paths in total ( $2^3 = 8$  in this case).

The authors of [7] also point out that different loss functions can be optimized, under correspondingly different factorizations of  $P(y|x)$ . For example,  $P(y|x) = \prod_{j=1}^L P(y_j|x)$  will target Hamming loss, where labels are evaluated individually. In Section 4, we look at the connections and overlap to other probabilistic models.

<sup>2</sup>As the reader may notice, we use the notation  $P(y|x) \equiv P(Y = y|X = x)$ , in all cases returning a single number.

## 2.2 Classifier Chains as a Neural Network

One might assume that if [probabilistic] classifier chains is maximizing 0/1 loss, it would not show statistically significant improvement compared to independent classifiers if all label concepts are being evaluated independently, such as under Hamming loss [9]. However it is widely shown that in practice classifier chains *does* in fact often outperform independent classifiers when labels are evaluated independently, even for the same base model class.

This apparent contradiction is resolved under a different conceptualisation of the base classifiers. If we consider that models  $h_1, \dots, h_{j-1}$  are *part of* the  $j$ -th model  $h_j$ , then the performance gain can be explained in terms of earlier labels offering themselves as a feature space expansion for later labels in the chain [9, 36]. Figure 5 makes this explicit by showing classifier chains as a feed-forward multi-layer neural network (given the liberty of considering the base classifiers as activation functions).

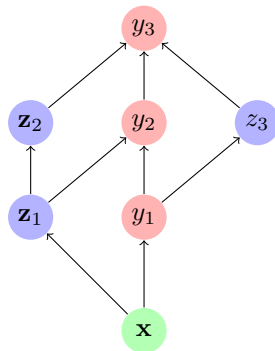


Fig. 5. Classifier chains as a neural network, with nodes  $z = f(x) = x$  as delay nodes, i.e., the activation function is the identity function. The other activation functions are replaced by classifiers, leading into each node  $y_j$ . There is no back propagation in the training process. The main point is that ‘greedy inference’ can be viewed as a simple forward propagation of the input through the network, used to output  $y_3$ , where  $y_1$  and  $y_2$  are just part of the model.

That is to say: each  $\hat{y}_1, \dots, \hat{y}_{j-1}$  form *part of* the classifier responsible for predicting  $y_j$ , as some kind of internal feature space expansion. The result is very comparable to the way latent nodes behave inside a standard multi-layer neural network. As the nodes are not latent in the true sense (they are indeed exemplified in the training set as training labels) one might argue that they are closer to a simple basis expansion, however this is also not a perfect comparison since they are not hand-crafted by an expert at modeling time, rather they are learned from the training data.

The example used in Figure 8 below, corresponding also to that in Figure 6, offers insight as a case study when compared to Figure 5: the logical exclusive-or (XOR) function cannot be learned by a linear classifier alone, but can be learned by the right chain of linear classifiers. The XOR case is of course famous in the neural network community for decades [14], precisely as it demonstrates that a hidden node is necessary to learn it; and cannot be learned with a single linear decision boundary. In the classifier chain, the prior labels take the place of these hidden nodes.

Under this view, classifier chains is a feed-forward deep neural network of  $L + 1$  layers but with no hidden nodes in the strict sense; rather it is *deep in the label space*. This is not deep *learning* in the strict sense, since we do not back-propagate through base classifiers. However, this idea of a deep network has been leveraged and extended with synthetic/artificial labels and traditional hidden layers, e.g., [37], and [4]. The connection with deep neural architectures in general is discussed in Section 4. But we also remark that this neural network view is compatible with the probabilistic view, as is the case in general [14].

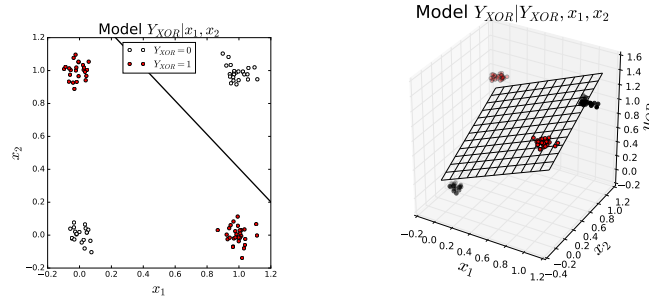


Fig. 6. The XOR label cannot be separated by a linear decision boundary (left) in  $x \in \mathbb{R}^2$  space, but can with an expanded feature space. In the case of classifier chains, it is one of the earlier label predictions that provides this expansion, and allows separation (right) in the new space. In this illustration we consider the OR and XOR labels from Figure 8, respectively (left and right) here.

The demonstration is weakened as soon as we select powerful non-linear models as base classifiers (such as decision trees) [37], meaning that stronger base learners make much of the connectivity in classifier chains redundant. Under Hamming loss, the gain of chains compared to independent models may in theory be reduced to zero, although in practice this effect varies greatly depending on the dataset and base classifier parametrization. In any case, the question of connectivity leads us directly to the general question of how to order or structure the chain.

### 3 THE QUESTION OF CHAIN ORDER AND STRUCTURE

A fundamental and obvious question which arises in the study of classifier chains is: how to *order* the chain. Or, in the general sense: which chain structure to use. Although the full-chain factorization (as in Eq. (2)) is valid and equivalent for any order of labels (see, e.g., [40], for an in-depth discussion), this refers only to the case where  $P$  is the true distribution and the inference is exhaustive.

Since we are in fact *estimating*  $P(y_j|x, y_1, \dots, y_L)$  from training data as part of building the base classifiers, and almost certainly performing some approximation at inference time (such as greedy search), the question of chain order becomes immediately justified. Indeed almost any empirical investigation of different chain orders lends weight to this. We give the results of one such investigation in Figure 7, clearly highlighting the variance of performance among different chains.

Discussions of chain order frequently raise the issue of *error propagation* [45]. Related models such as Hidden Markov models suffer from the so-called label-bias problem [10], where uncertainty at some label leads to an error, which in turn cascades down the chain causing further errors. In any case, it is certain that some chain orders lead to higher predictive performance than others, and the immediate question – putting aside issues of interpretability for now – is how to find such a chain order?

Unfortunately, both an optimal chain order and general DAG structure are questions of combinatorial complexity, and they cannot be exhaustively trialed for more than a dozen or so labels (recall that merely 6 labels of the benchmark emotions data (approached in Figure 7) implies a total of 720 different chain orders, and also 32 768 DAGs). Therefore some heuristic to build the structure is clearly desirable, or at least some other approach of tractable computational complexity. A number of methods have been proposed in the literature, summarized in the following:

- An ensemble of chains of random orders, with some combination of predictions (e.g., [43])

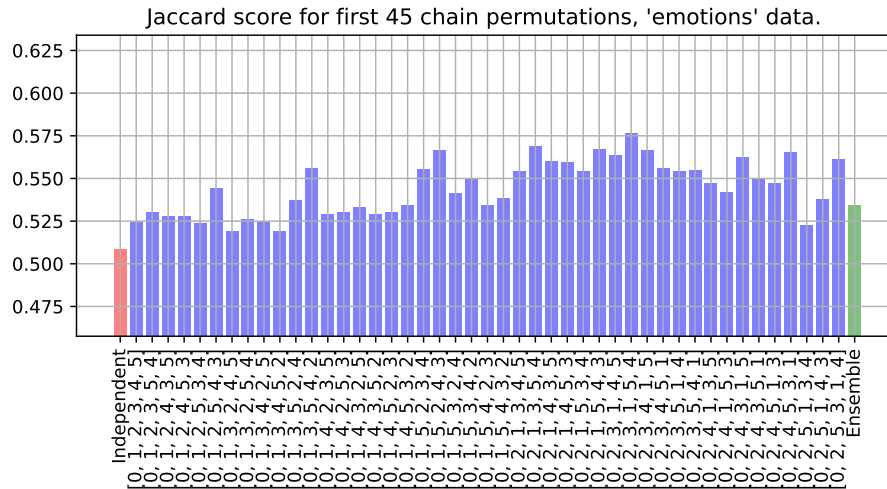


Fig. 7. Jaccard score on emotions data for classifier chains with the first 45 of the 720 possible chain orders compared with independent classifiers and an ensemble of all chains.

- Using a heuristic on
  - marginal/global label dependence,
  - conditional label dependence (e.g., [17, 19, 53]), or
  - marginal accuracy (where ‘easier’ labels come first, e.g., [11, 19])
- Search
  - the structure space in general (e.g., [12, 21, 40]),
  - the order space given a fixed structure [41], or
  - the structure space given a fixed order [47].
- Avoid the issue of chain order with, e.g., undirected chains [15], or recurrent structures (e.g., [30])

We now discuss these various options. In order to facilitate this discussion and the different issues that arise, it is worth considering the example of Figure 8, featuring a toy example of three labels, each representing a logical operation on the two binary inputs. Recall also the related Figure 6.

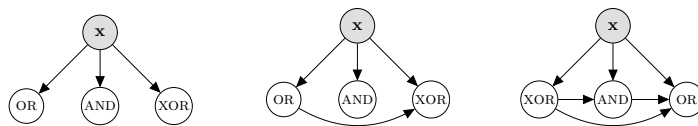


Fig. 8. In this toy problem,  $x \in \{0, 1\}^2$ , and the three labels represent the logical operations on these bits. For three labels there are 8 possible directed structures; these are three of them. Note that the best structure depends on the base classifier. A non-linear classifier like decision trees will solve all labels on any structure. A linear logistic regression model only works on the middle structure with greedy inference, or also on the right structure with exhaustive inference.

Using ensembles of random chain orders are effective in a similar sense to other methods that induce diversity among ensemble members and then combine predictions, such as Bagging [2], and a similar bias-tradeoff analysis

applies. Bagging is typically achieved using an unstable learner such as decision trees. However, even if base models are not necessarily unstable, imposing a random order on each chain model helps to achieve this effect (clearly visible Figure 7 below). The averaging effect of the ensemble thus reduces the variance component of the error caused by this randomness. Note however that this strategy essentially mitigates potentially poor chain orders rather than searching for a good order (again, this is clear in Figure 7 where the ‘Ensemble’ of chains performs about averagely compared to the best and worst chain orders).

We explicitly do not consider building classifier chains around an existing hierarchy. Hierarchical classification has long been of interest in the multi-label context, e.g., [20, 35] and appears initially tempting. After all, if designed by an experienced domain expert it will almost certainly incorporate some form of label dependence and this comes for ‘free’ in the computational sense. However, hand-built structures such as hierarchies are usually designed for human interpretation rather than classifier performance. Indeed, usually a model class of base classifier has not even been selected at the time the hierarchy was designed. As a result, it is possible to obtain top performance using classifier chains in competitive hierarchical multi-label tasks after completely flattening/ignoring the hierarchy and instead selecting an ensemble of random structures [34]. It may be possible to find different results where the hierarchy explicitly forms part of the loss metric, but such a consideration is outside the scope of this work. Indeed, the availability of a hierarchy is not generally available. Even if it is, and we wish to use it, it can be considered a special case of [hand-built] label dependence, discussed in the following.

In fact a particularly pervasive idea in the literature is that one can order the chain effectively according to label dependencies discovered in the data. This idea is well founded, since it would be inefficient to place a chain structure over a set of labels that are independent of each other. And it is also attractive in the sense that measuring dependence between variables is a highly studied problem for which many tools exist, and most of these are much more computationally tractable than exhaustive search, particularly if used for pairwise measurement. A common recipe for classifier chain-based methods (as well as in the wider multi-label literature) has been to 1) measure label dependence, and 2) use the dependence measurements to create a chain structure (often a sparse one for efficiency reasons), and 3) deploy base classifiers and inference option of choice. A few examples are [17, 19, 41, 53], but there are dozens more (many cited within).

An initial inconvenience of using a label-dependence heuristic is that, almost invariably (and particularly under global dependence in the label space), metrics for measuring dependence will turn up a densely connected and inseparable network of interconnections, reflecting the almost ubiquitous inter-dependence of multi-label data. These connections may be thick even at their minimum cut point.

A second and more important issue arises when base classifiers in step 3) are considered independently of the dependence-measure used in step 1), and/or the structure construction of step 2). The problem is that dependence between two labels in terms of co-occurrences in the training data may not imply that these two labels benefit in being linked as part of prediction in a classifier chain. This is related to the idea of conditional dependence, where dependence implicitly depends on the base classifier and inference strategy (i.e., the conditioning itself). An in-depth study on global vs conditional label dependence is given in [8]. An example can be found in the toy problem of Figure 8: co-occurrence can certainly be found among the OR and XOR labels (namely, these labels carry the same bit 75% of the time) but given the input vector  $x = [x_1, x_2]$  they are completely dependent, and provide no effect at all in terms of predictive accuracy whether they are linked together or not. Therefore, although marginal dependence is investigated



heavily in general, most approaches for chain ordering tend to look at conditional dependence that takes into account the input and therefore the base classifier (through which this input passes).

By considering the choice of base classifier so as to measure conditional label dependence, one immediately encounters a major issue: We must inherently *build* these classifiers, and thus we move closer to an expensive trial-and-error type of search. One may consider only pairwise comparisons ( $(L - 1)L/2$  classifiers) or, an efficient way of estimating conditional label dependence was outlined in [53] that requires the building of only one classifier per label ( $L$  in total) and thereafter only incurs the computational overhead in computing pairwise statistical measurements of dependence between their *errors*. This approach is therefore relatively affordable, perhaps even more-so than ensemble approaches (depending on the data, number of ensemble models, etc.), and it performs well against them.

However, measurements of label dependence may lead to a structure, but it does not tell us the order in the sense of the *directionality* across labels (since dependence does not imply causality). Consider in particular Figure 8 (middle): with a linear model as a base classifier and greedy inference (arguably a standard choice) the directionality is crucial, and the link becomes useless if it is reversed (as in Figure 8 (right)), however with decision trees (or other suitable non-linear base classifiers) it can be safely removed (as in Figure 8 (left)). Therefore, although label dependence heuristics *may* lead to a better-than-random chain, they are still limited in determining an optimal directionality for the flexible choice of model and inference that embodies classifier chain methods. One may consider an ensemble, e.g., in [51], but even if more efficient than the ensembles discussed above, it revives also its other weaknesses and does not lead us to a single optimal chain.

A heuristic can be placed on base classifier *accuracy*, where labels that are more difficult to model (i.e., lower predictive accuracy) come at the end of the of the chain [11, 19]. This *does* tell us the order/directionality, but is still not a general solution, since it does not tell us the general structure to use and besides this, being easier to predict than another labels does not correlate with being a good feature representation in terms of predictive power (in reference to the view discussed in Section 2.2).

If our aim is to find an optimal chain structure given a particular base classifier and inference configuration, at any cost, then we may consider a trial-and-error search through all possible structures, i.e., in the general case, the space of all possible DAGs. This approach is found also in Bayesian network structure learning (see, e.g., [12]). It is an NP-hard problem, however many options exist already for it (local search, simulated annealing, and other hill-climbing and evolutionary methods), many have been adapted to for the purpose of classifier chains, e.g., [12, 13, 21, 40]. In particular, [12] gives a thorough treatment in the context of multi-label learning. Figure 9 illustrates with one example.

Unfortunately this type of search is extremely expensive. Suppose  $\theta \in \Theta$  defines a chain structure, in space  $\Theta$  of all possible structures, of size  $2^{L(L-1)/2}$  (or  $L!$  orders given fixed structure). Each single proposed step  $\theta'$  in the search space requires building a chain of multiple models according to this proposed structure, and correlates to some expected loss  $\mathbb{E}[\ell(\theta)]$  or any unseen test data following the same distribution. Of course this quantity cannot be calculated only given the training data, and thus we are forced to approximate it, typically by carrying out internal cross validation. This implies a well-known tradeoff: More folds  $k$  of cross validation will achieve a better approximation, but adding a factor of complexity of  $k$  per chain-order proposal. On the other hand, a single internal train-test split or even a sample thereof is much faster, but leads to more uncertainty about the true value of each proposed chain on test data and hence runs the risk of overfitting.

But furthermore, there is a problem of high variance, since each evaluation is itself only an *estimate* of the true accuracy we could expect from a chain model with such a structure, yet we only have the training data to estimate this.

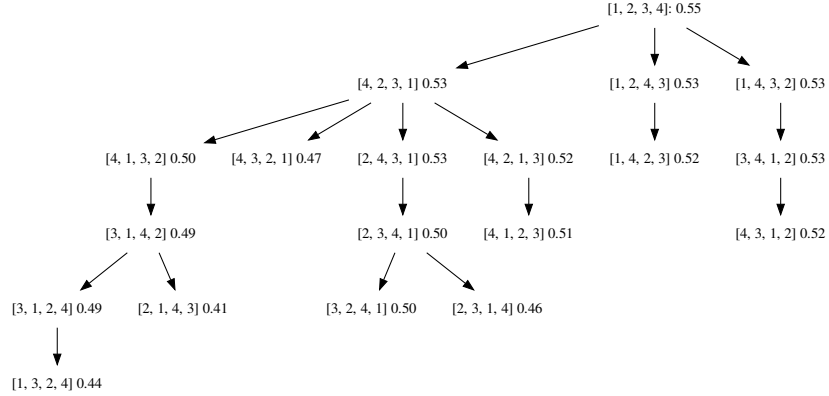


Fig. 9. An example of a chain-order search for 4 labels under 0/1 loss (lower is better). Many search methods are possible. Each node has a chain order, and is associated with the cost of testing (and therefore building) such a chain. As in this illustration, typically loss can be reduced substantially, even if no clear pattern emerges. However the reliability of the score depends on how well the order is tested on the training data and how well that training data faithfully represents future test data.

Nevertheless, in practice, it turns out that the space is often undulating with many local maxima often yielding good results for even a modest search (e.g., [40] and also consideration of Figure 6 which gives a good view of the search terrain). The many local maxima also means that several searches carried out in parallel can be more effective than one longer search (thus obtaining an ensemble). We can further point out that each search can be sped up by annealing the chain along its directionality [40], progressively speeding up the search as the structure is frozen from root to leaves.

Furthermore, there are options to limit part of the search by considering either a fixed structure (e.g., a trellis [41]), or a fixed order; for example [47] uses  $L_1$  regularization to prune a fully-connected structure to a sparse one, at the benefit of huge efficiency, and the downside of losing some flexibility respective of base classifier.

Although the search is mainly a concern of training time, it also affects considerations of inference. In view of multi-label predictive performance (for the purpose of minimizing general loss functions on test data) interpretability is not a priority, and nor are we necessarily motivated to validate a structure or the statistical dependence it represents. We thus are not trying to uncover a single ground-truth representation (in fact, we should be aware that even a global optimal chain structure is not necessarily unique respect to a given accuracy metric). The resulting peculiarity is that the suboptimal models created along the search space to a local maxima need not be discarded. As well as any local maxima found, in fact any of the trained chains can be kept for the test (inference) stage and be dynamically conditioned on the input (see, e.g., [5, 31, 33, 40]). Suppose that  $\mathcal{S} = \{\theta_1, \dots, \theta_M\}$  denotes a collection of defined structures generated by the training process, then optimal inference becomes

$$\hat{y} = \operatorname{argmax}_{y \in \{0,1\}^L, \theta \in \mathcal{S}} P_{\theta}(y|x)$$

Comparing to Eq. (2) above, we see that we have gained a factor ( $M$ ) of computational complexity but, on the other hand, may get improved predictions. A related option is to use a simple ensemble vote across the models in  $\mathcal{S}$  similarly to in the simpler above-mentioned ensemble of random chains.

Therefore we are not dealing with the question of finding some underlying ground truth structure. Rather, the best order depends on combinations of evaluation metric, base classifier, and inference method, which are not inherent to

real-world datasets. For small problems it is possible to generate many or all possible combinations and find relatively little similarity among the top chains. We did so in Figure 6 and there are many examples to summarize the difficulties faced: note how the small difference in chain from swapping labels [0 1 2 3 4] and [0 1 2 4 3] leads to a large jump in predictive performance. Conversely the orders [0 1 5 2 4 3] and [0 2 5 3 1 4] appear objectively dissimilar, but obtain almost identical Jaccard score.

Complications in finding chain structure has inspired researchers to look to other methods. In general, ‘structure’ is an important issue across much of machine learning, including probabilistic models and neural networks. Also, there are increasingly-promising efforts which have a similar approach to classifier chains but avoid the issue of ordering the chain altogether – we look at some such methods in the following section, and discuss the relative disadvantages that this avoidance incurs.

#### 4 RELATED METHODS

Having elaborated classifier chains as a probabilistic method (Section 2.1) and a feed-forward neural network (Section 2.2), it is inevitable to turn up close connections to other methods. We look at some in this section.

The probabilistic view of classifier chains revealed that it is in fact a type of probabilistic graphical model (PGM). In particular, it can be seen as particular case of conditional random fields (CRF) [9], a maximum entropy Markov model or hidden Markov Model [10, 39], or other varieties of PGM, depending on the chain structure and inference method chosen. A distinction is that greedy inference is considered the standard option for classifier chains, but is inherently directional, and rather more rigorous approximate inference is attempted in, e.g., CRFs, which also specifically minimize log loss (chains being more flexible in that regard). Also, not all base classifiers are suitably used as the potentials in a CRF. Markov models specifically imply the Markov assumption which is not the case in chains.

A main point of departure from classifier chains, as we have defined them, is when one avoids the question of the order of nodes in the chain (as discussed in Section 3, this otherwise requires serious consideration and considerable computational expenditure to deal with). We can simply remove directionality – or imply bi-directionality – among the label nodes of a chain to obtain an undirected graph of binary classifiers, as postulated by [15]. The training procedure is simplified; each binary classifier is trained to take the output of all other classifiers. However, although computation time is now saved at training time (namely, in the selection of a chain order), inference is significantly more intensive: single-pass greedy inference is not possible or at least not effective, and rather, hundreds or thousands (or more) of iterations of Gibbs sampling are required for each test instance. This can also be seen as a variant of CRF which, we note, are indeed undirected models.

The view of classifier chains as a neural network raises obvious connections, not just to standard multi-layer perceptron architectures as we discussed in Section 2.2, but also relatively recently proposed architectures such as residual neural networks (ResNets, [16]). A simple variety is drawn in Figure 11, intentionally parallel in form to that of Figure 5. Another major connection is to recurrent neural networks, as discussed shortly.

Recently, recurrent neural networks such as LSTMs have found success in application to the multi-label problem, e.g., in [30]. The main attraction is in the context of large labelsets, where potentially many fewer parameters are needed for a large number of output labels, since parameters are shared among labels. Therefore the structure may be much more compact yet when unrolled across time, begins to show similarities to a feed-forward model like in Figure 5. Different architectures are investigated in [30]. In this sense, the ‘chain’ order is dynamically built in the form of an

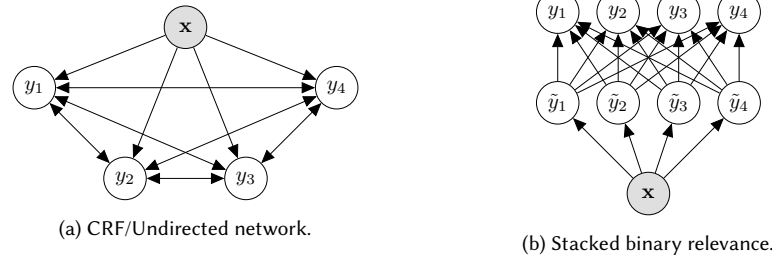


Fig. 10. Multi-label models related to classifier chains: CRF-inspired conditional dependence networks (e.g., [15], left) and stacking (e.g., [3], right). With regard to stacking, note that the input can be optionally sent to both layers, which brings the model close to Figure 11 below.

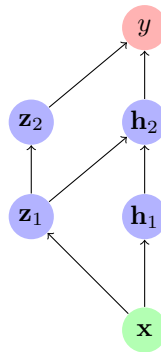


Fig. 11. A ResNet for single-label prediction, using node notation similar to Figure 5 wrt  $z_l$ . In this case,  $h_l$  are ‘standard’ hidden layers in the network. The structural similarity to that of Figure 5 is obvious.

output sequence. But one should note that in this context, unlike normal use of such recurrent models, the sequence in which labels are output is not important, and should be treated as an unordered set.

As noticed by [19] among others chaining can be seen as a particular case of binary relevance stacking (and vice versa). This multi-label stacking approach is considered in, e.g., [3, 18, 25] and is based on passing predictions of the set of independent binary classifiers into a second set of classifiers, under the idea that predictions are ‘corrected’ in the second layer. The vanilla version of this approach is shown in Figure 10b. Indeed, the main difference from a standard classifier chain is simply the arrangement of nodes, and particularly the fact that nodes may receive predictions from other nodes representing the same label. We note that by adding layers, one can easily arrive at a model which is equivalent to passing through the chain twice, even  $n$  times. As  $n$  becomes large, we also find close similarity with the iterative inference found in undirected chains (recall Figure 10a).

Since in stacking it is assumed that the first layer of predictions are relatively poor, but can be corrected, it is worth recalling the view given in Section 2.2. We can thus remark that stacking also shows the view where a poor prediction does not necessarily imply a poor feature representation for another label prediction, even if in this case it is the same label concept being predicted; to the contrary, it may even help. Having said this, we can also remark that in its standard form, the binary stacking approach has shown to perform relatively poorly to classifier chains [26], possibly due to lack of ‘depth’.

The family of methods stemming from the RAKEL method [49] provides a well-known alternative to classifier chains, heavily cited and extended in the multi-label literature. Although they evolved separately, in a probabilistic setting we can in fact observe that they tackle the same optimization problem, namely approximately minimizing 0/1 loss. The difference is in the method of approximation. RAKEL builds a number of small sets  $\mathcal{V} \subset \{0, 1\}^L$  (i.e.,  $|\mathcal{V}| \ll 2^L$ ) according to patterns found in the training dataset. This set can be iterated at inference time, as

$$\hat{y} = \operatorname{argmax}_{y \in \mathcal{V}} P(y|x) \quad (3)$$

In comparison to Eq. (2), one sees that, whereas classifier chains provides an efficient (tree-)search over the space of all  $2^L$  possible predictions, RAKEL restricts the search space itself, to  $|\mathcal{V}|$ . Actually this is for the special case where  $k = L$  (see [49] for details on ‘ $k$ ’) corresponding to the special case of a fully-connected classifier chain, but an equivalent chain can also be found for all other cases.

There are further connections to state space estimation, which follows from the use of probabilistic graphical models and neural networks in modeling that task, as well as more general structured output prediction (e.g., [6]). Connections to several other multi-output and multi-task contexts is given in [50]. A full elaboration of all related methods is too extensive to include here. Instead, we can emphasise again the particular niche of classifier chains, overall the hyper-parametrization of binary base classifiers trained on a transformed multi-label dataset, and its fast approximate inference over general DAG structures, leading to its strong out-of-the-box performance without the need for hand-crafted feature functions or expert modeling.

## 5 PERSPECTIVES AND OPEN ISSUES FOR CLASSIFIER CHAIN METHODS

Given that over a decade has past since the initial formulation of classifier chains as method a multi-label classification, it is well worth asking – is it still relevant and competitive, in the rapidly evolving area of multi-label learning.

In general, the constant flow of modifications and developments building on classifier chains that appear in the scientific literature, appear to suggest that interest is strong and ongoing. Also we see new applications for this method, as diverse as traffic modeling and time series forecasting (driven, of course, by the general interest in multi-label learning). Several new implementations of classifier chains have appeared in several major open-source software frameworks in recent years, including Scikit-Learn [32] and derivatives (e.g., [29, 46]).

On the other hand, there are several limitations becoming increasingly apparent, for example computational complexity. A single fully-cascaded chain implies quadratic complexity in terms of feature space expansion. This is negligible on datasets with only tens of labels, but in recent years the multi-label community has approached ever larger datasets, eventually including a class of “extreme multi-label” problems, e.g., [24] with tens or hundreds of thousands of label concepts.

Many strategies can be taken to extend usability and scalability of chains, for example ensemble subspaces have been used successfully in datasets with many thousands of labels, e.g., [34], where chains are built on a subset of the labels and their votes are combined. But this is borrowing heavily from other areas, such as the RAKEL method [49].

Particularly, as data sets grow larger and as computational power becomes cheaper and more widely available (especially GPU and TPU, etc.) it is becomes increasingly difficult for classifier chain approaches to out-compete neural network architectures (again, [24] is one of many such examples), for which maturing frameworks exist. Earlier, the chaining mechanism replaced to some extent the need for hidden nodes and learning their associated weights/parameters (recall, Section 2.2) providing an off-the-block advantage against data-hungry neural networks.

But now data is increasingly available, and it is possible to build networks of millions of parameters, and train those parameters, with only a few lines of code and a few hours of GPU time.

That said, even though the largest multi-label datasets are becoming larger and creating a new trend in extreme classification, there is no shortage of a new real-world applications associated with only modest numbers of labels in small tabular datasets. And this is likely to maintain interest and development of chain methods. Besides that we emphasise that neural and chain architectures are not by any means mutually exclusive (as already seen in Section 2.2) and neural architectures can further benefit from aspects found in classifier chains, as explored in [37] and [4] among others.

Still in these cases of ‘small data’ where deep networks of latent nodes are not needed or suitable, there are often particular challenges for classifier chains that need further attention. For example, as a set of binary classifiers, chain methods are particularly vulnerable to problems of *class imbalance*, stemming from the sparsity of the label matrix of most multi-label datasets. There have been proposals to address this, e.g., in [22, 23]. In some cases the sparsity may be linked additionally to the phenomenon of *weak* labels – a type of noise due to ‘lazy’ human labeling where some relevant label values are missing in the training data.

Overall, interpretation is a key advantage of classifier chains, as an approach that inherently deals with label relationships in some form, either probabilistically or simply via functional dependence, unlike for example on off-the-shelf multi-layer neural network where such inter-label dependence is ‘hidden’, or modeled, by the inner layers of the network. In general, in multi-label learning, there has been surprisingly little work on the interpretation of results on real-world tasks, and this includes classifier chains, despite the fact that the chain structure inherently provides a relationship among labels. One can find in the literature many different visualizations of label dependence, but the associated work usually falls short of verifying such dependence relations, showing them to be useful or able to offer insight to real-world problems, or even stability from one test set to another. It seems that this is a clear line requiring attention, especially with growing interest in interpretable machine learning [28].

There is some evidence [44] that it can be better to pass the probabilistic information on labels down the chain instead of their hard classification (in terms of the notation above,  $P(y_j = 1|x, \dots)$  rather than  $\hat{y}_j$  is passed on). There is a good statistical argument (casting it as a type of attribute noise) to this, but on the other hand, under the view given in Section 2.2, we can see this as just a question of the type of non-linearity in the basis function represented by each classifier. And indeed, improvement is not always seen, and such improvement is even less likely when comparing against ensembles or other techniques that mitigate poor chain order.

Another interesting perspective of classifier chains is that of transfer learning and concept learning. In a sense, building classifier chains *is* transfer learning. A difference is that, unlike in the standard transfer learning setup, existing labels (older concepts) continue to be relevant and need to be maintained, even after new labels have arrived. However, in particular applications where that is not the case, classifier chains is already well suited to the task, and there are clear ties and application to adaptation to covariate shift (aka concept drift) to predict a new concept, or label, based on old ones; a new label concept can simply be added to the end of the chain, or in a more general structure, at any end node.

There have been increasingly more advanced efforts to integrate feature selection into the chain, e.g., [47, 48]. Such an approach makes sense as any conceptual boundary between feature and label variables is already inherently blurred in the chaining mechanism.

The so-called multi-dimensional or multi-target classifier chains, where each label can take one of multiple class values, rather than just being a binary indicator, are a natural extension of classifier chains, e.g., in [39]. Despite some minor differences in the shape and form of the data, as typically multi-target ‘labeling’ is not sparse, chaining can be applied directly in this case.

Conversely, development of chains in a regression context, where labels take on continuous values, provides more challenges. Despite early demonstrations of direct application [1], improving on state-of-the-art with these so-called *regressor chains* has proven more difficult. A recent discussion is given in [38]. Overall, regressor chains appear to be an interesting avenue for future research, but they behave and require a treatment so different from their classifier homologues that we can avoid further discussion of them in this paper.

## 6 SUMMARY AND RECOMMENDATIONS

In this work, we have catalogued the evolution of the family of methods of classifier chains across many different analyses, and synthesized many of these methods and their respective advantages and disadvantages.

We have not provided an empirical comparison of different methods, since the inherent flexibility of classifier chains makes it difficult to set up a fair but concise evaluation. Almost all varieties target some point on the spectrum of the tradeoff between predictive performance and computational expenditure, or address a particular challenge, and are therefore highly dependent on a specific combination of dataset and metric. However, instead of such an evaluation, we are able to make some general recommendations.

Table 2 and Figure 12 outline the main varieties to be chosen from and (in the case of the former) their respective computational complexity, with regard to both training and testing phases. The complexity is considered relative to the size of the label set,  $L$  (thus we do not deal specifically with subsampling strategies which may affect the size of the input matrix). Clearly, as  $L$  becomes larger then more consideration must be made toward computationally tractable training and inference. However, aside from this spectrum, there are other important aspects worth highlighting. If the metric of predictive performance evaluates labels independently of each other, as for example Hamming loss does, then less chain structure is necessary in general, but the base classifier should then be sufficiently powerful and non-linear. On the other hand a weak linear base classifier will almost always benefit from increased connectivity, and more rigorous inference.

A number of classifier chain ‘recipes’ are suggested in Table 1. These suggested configurations still leave room for finer-grained parametrization such as the  $\epsilon$  or beam-width of the search, hyper-parametrization of base classifiers, and so on. Indeed, each recipe does not necessarily correspond to a particular work in the literature, but some specific example references are given in Table 2 and throughout the text of this paper. These can be seen as a way to roll the review material of this paper into a toolbox comprising a number of high-level recommendations suitable for many real-world problems.

Even though particular configurations of classifier chains scale up to fairly large datasets, as discussed in Section 5, many large multi-label problems, especially of the ‘extreme’ variety, are increasingly better served by neural network architectures, which may, of course, incorporate elements of classifier chains.

## 7 CONCLUSION

A decade after initial interest in *classifier chains* as a method for multi-label classification problems, novel developments and analyses and fresh applications continue to appear in the literature. Particular variations continue to attain

Table 1. Some suggested classifier chain recipes combining the results of numerous papers (references given in Table 2). Obviously a plethora of other options are also possible.

Name	Inference	Chain Model(s)	Base Models
<b>The Baseline</b>	Greedy	Ensemble of random chains	Linear
<b>The Kagglers</b>	Greedy	Random subspace ensemble, random sparse chains	A mix/random selection, incl. tree-based
<b>A Good Order</b>	Beam/ $\epsilon$ -apprx.	Single model via search	Linear, probabilistic
<b>Neural Net</b>	Greedy	Single, full cascade	$L_2$ -reg. logistic regression
<b>Neural Net Sparse</b>	Greedy	Single, pruned via base model	$L_1$ -reg. logistic regression
<b>Sparse &amp; interpretable</b>	Greedy	Single sparse via cond. dep.	Decision trees
<b>Expensive &amp; effective</b>	Beam/ $\epsilon$ -apprx.	Dynamic ensemble via multiple-start structure search	Linear, or mix

Table 2. Complexity of inference (left) and structuring (right) strategies for  $L$  labels and  $M$  trained ensemble members ( $M = 1$  corresponds to a single model), supposing fixed input space and base classifier. Recall that, since no classifiers are built for measuring marginal dependence, some additional building time may be required.

Inference	Iterations	Ref.
Greedy	$O(M)$	[42]
Search <sup>†</sup>	$O(M \cdot S)$	[27]
Exhaustive	$O(M \cdot 2^L)$	[7]

<sup>†</sup> where  $1 < S < 2^L$

Structuring strategy	Marg.	Cond. / Building <sup>‡</sup>	Ref.
Random (default)		$O(M)$	[43]
Marginal Dependence	$O(L^2)$	$O(M)$	
Cond. Dependence		$O(L^2) + O(M \cdot L)$	
Cond. Dependence	$O(L^2)$	$O(L) + O(M \cdot L)$	[53]
Cond. Dependence		$O(L)$	[47]
Based on Accuracy		$O(L) + O(M \cdot L)$	[19]
Search <sup>*</sup> (fixed structure)		$O(M \cdot L!)$	[41]
Search <sup>*</sup> (free structure)		$O(2^{L^2})$	[12, 40]

<sup>‡</sup> Includes complexity of building following marginal measurements.

<sup>\*</sup> Actual complexity depends on chosen search algorithm

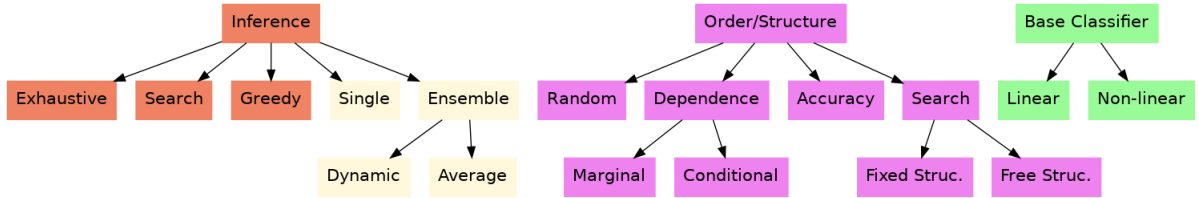


Fig. 12. Configurations of classifier chains in terms of inference and ensembles (left), chain order/structure (mid.), and base classifier (right). In addition, the quality of posterior probability/confidence of the base classifier should also be considered for non-greedy inference.

competitive and often state-of-the-art performance on many multi-label datasets. The underlying mechanisms for training and inference have been improved and also adapted to other areas, such as multi-output regression.

The rise of ubiquitous access to neural network frameworks and associated hardware acceleration has begun to overshadow the option of off-the-shelf classifier chains for large datasets. Nevertheless, as is also the case in relation to many other areas, there can be mutual benefit and shared development between deep neural and chaining approaches. In addition to this, one should keep in mind that only a subset of newly emerging datasets can be considered better



suiting to treatment under deep neural architectures, and therefore we can expect classifier chaining to continue to be relevant, thereby justifying the review of the methodology which we have carried out in this paper.

Furthermore, we may remark that there are many issues found in multi-label contexts that directly relate to classifier chains, such as weak labels, class imbalance and – we could particularly highlight – interpretability of label relations discovered and how it relates to and can provide insight on the underlying application domain. These thematics are far from considered solved, and new issues are coming to the forefront. We speculate that numerous papers will continue to appear to confront them.

## ACKNOWLEDGEMENTS

Thanks to Tomasz Kajdanowicz and Willem Waegeman who pointed out useful references and provided insightful discussion on classifier chains during the preparation of this paper.

## REFERENCES

- [1] Hanen Borchani, Gherardo Varando, Concha Bielza, and Pedro Larrañaga. A survey on multi-output regression. *Wiley Int. Rev. Data Min. and Knowl. Disc.*, 5(5):216–233, September 2015.
- [2] Leo Breiman. Bagging predictors. *Machine Learning*, 24(2):123–140, 1996.
- [3] Weiwei Cheng and Eyke Hüllermeier. Combining instance-based learning and logistic regression for multilabel classification. *Machine Learning*, 76(2-3):211–225, 2009.
- [4] Moustapha Cisse, Maruan Al-Shedivat, and Samy Bengio. Adios: Architectures deep in output space. In *Proceedings of The 33rd International Conference on Machine Learning*, volume 48, pages 2770–2779, New York, New York, USA, 20–22 Jun 2016. PMLR.
- [5] Pablo Nascimento da Silva, Eduardo Corrêa Gonçalves, Alexandre Plastino, and Alex A. Freitas. Distinct chains for different instances: An effective strategy for multi-label classifier chains. In Toon Calders, Floriana Esposito, Eyke Hüllermeier, and Rosa Meo, editors, *Machine Learning and Knowledge Discovery in Databases*, pages 453–468, Berlin, Heidelberg, 2014. Springer Berlin Heidelberg.
- [6] Hal Daumé, Iii, John Langford, and Daniel Marcu. Search-based structured prediction. *Mach. Learn.*, 75(3):297–325, June 2009.
- [7] Krzysztof Dembczyński, Weiwei Cheng, and Eyke Hüllermeier. Bayes optimal multilabel classification via probabilistic classifier chains. In *ICML '10: 27th International Conference on Machine Learning*, pages 279–286, Haifa, Israel, June 2010. Omnipress.
- [8] Krzysztof Dembczyński, Willem Waegeman, Weiwei Cheng, and Eyke Hüllermeier. On label dependence and loss minimization in multi-label classification. *Mach. Learn.*, 88(1-2):5–45, July 2012.
- [9] Krzysztof Dembczyński, Willem Waegeman, and Eyke Hüllermeier. An analysis of chaining in multi-label classification. In *ECAI: European Conference of Artificial Intelligence*, volume 242, pages 294–299. IOS Press, 2012.
- [10] Thomas G. Dietterich. Machine learning for sequential data: A review. In *Proceedings of the Joint IAPR International Workshop on Structural, Syntactic, and Statistical Pattern Recognition*, pages 15–30, London, U.K., 2002. Springer-Verlag.
- [11] L. Enrique Sucar, Concha Bielza, Eduardo F. Morales, Pablo Hernandez-Leal, Julio H. Zaragoza, and Pedro Larrañaga. Multi-label classification with bayesian network-based chain classifiers. *Pattern Recogn. Lett.*, 41(C):14–22, May 2014.
- [12] Maxime Gasse. *Probabilistic Graphical Model Structure Learning : Application to Multi-Label Classification*. Theses, Université de Lyon, January 2017.
- [13] E. C. Gonçalves, A. Plastino, and A. A. Freitas. A genetic algorithm for optimizing the label ordering in multi-label classifier chains. In *2013 IEEE 25th International Conference on Tools with Artificial Intelligence*, pages 469–476, Nov 2013.
- [14] Ian Goodfellow, Yoshua Bengio, and Aaron Courville. *Deep Learning*. The MIT Press, 2016.
- [15] Yuhong Guo and Suicheng Gu. Multi-label classification using conditional dependency networks. In *IJCAI '11: 24th International Conference on Artificial Intelligence*, pages 1300–1305. IJCAI/AAAI, 2011.
- [16] Kaiming He, Xiangyu Zhang, Shaoqing Ren, and Jian Sun. Deep residual learning for image recognition. *2016 IEEE Conference on Computer Vision and Pattern Recognition (CVPR)*, pages 770–778, 2016.
- [17] Xie Jun, Yu Lu, Zhu Lei, and Duan Guolun. Conditional entropy based classifier chains for multi-label classification. *Neurocomputing*, 335:185 – 194, 2019.
- [18] Tomasz Kajdanowicz and Przemysław Kazienko. Hybrid repayment prediction for debt portfolio. In Ngoc Thanh Nguyen, Ryszard Kowalczyk, and Shyi-Ming Chen, editors, *Computational Collective Intelligence. Semantic Web, Social Networks and Multiagent Systems*, pages 850–857, Berlin, Heidelberg, 2009. Springer Berlin Heidelberg.
- [19] Tomasz Kajdanowicz and Przemysław Kazienko. Heuristic classifier chains for multi-label classification. In Henrik Legind Larsen, Maria J. Martin-Bautista, Maria Amparo Vila, Troels Andreassen, and Henning Christiansen, editors, *Flexible Query Answering Systems*, pages 555–566, Berlin, Heidelberg, 2013. Springer Berlin Heidelberg.

- [20] Svetlana Kiritchenko, Stan Matwin, Richard Nock, and Fazel Famili. Learning and evaluation in the presence of class hierarchies: Application to text categorization. In *Proc. of the 19th Canadian Conference on Artificial Intelligence*, pages 395–406, 2006.
- [21] Abhishek Kumar, Shankar Vembu, AdityaKrishna Menon, and Charles Elkan. Beam search algorithms for multilabel learning. *Machine Learning*, 92(1):65–89, 2013.
- [22] Weizhong Lin and Dong Xu. Imbalanced multi-label learning for identifying antimicrobial peptides and their functional types. *Bioinformatics*, 32(24):3745–3752, 2016.
- [23] Bin Liu and Grigorios Tsoumakas. Making classifier chains resilient to class imbalance. In Jun Zhu and Ichiro Takeuchi, editors, *Proceedings of The 10th Asian Conference on Machine Learning*, volume 95 of *Proceedings of Machine Learning Research*, pages 280–295. PMLR, 14–16 Nov 2018.
- [24] Jingzhou Liu, Wei-Cheng Chang, Yuxin Wu, and Yiming Yang. Deep learning for extreme multi-label text classification. In *Proceedings of the 40th International ACM SIGIR Conference on Research and Development in Information Retrieval*, SIGIR '17, pages 115–124, New York, NY, USA, 2017. ACM.
- [25] Eneldo Loza Mencía and Frederik Janssen. Learning rules for multi-label classification: a stacking and a separate-and-conquer approach. *Machine Learning*, 105(1):77–126, Oct 2016.
- [26] Gjorgji Madjarov, Dragi Kocev, Dejan Gjorgjevič, and Sašo Džeroski. An extensive experimental comparison of methods for multi-label learning. *Pattern Recognition*, 45(9):3084–3104, September 2012.
- [27] Deiner Mena, Elena Montañés, José Ramón Quevedo, and Juan José Coz. An overview of inference methods in probabilistic classifier chains for multilabel classification. *Wiley Int. Rev. Data Min. and Knowl. Disc.*, 6(6):215–230, November 2016.
- [28] Christoph Molnar. *Interpretable Machine Learning*. 2019. <https://christophm.github.io/interpretable-ml-book/>.
- [29] Jacob Montiel, Jesse Read, Albert Bifet, and Talel Abdesslem. Scikit-MultiFlow: A multi-output streaming framework. *Journal of Machine Learning Research*, 19(72):1–5, 2018.
- [30] Jinseok Nam, Eneldo Loza Mencía, Hyunwoo J Kim, and Johannes Fürnkranz. Maximizing subset accuracy with recurrent neural networks in multi-label classification. In *Advances in Neural Information Processing Systems 30*, pages 5413–5423, 2017.
- [31] Anil Narasiguin, Haytham Elghazel, and Alex Aussem. Dynamic ensemble selection with probabilistic classifier chains. In Michelangelo Ceci, Jaakko Hollmén, Ljupčo Todorovski, Celine Vens, and Sašo Džeroski, editors, *Machine Learning and Knowledge Discovery in Databases*, pages 169–186, Cham, 2017. Springer International Publishing.
- [32] F. Pedregosa, G. Varoquaux, A. Gramfort, V. Michel, B. Thirion, O. Grisel, M. Blondel, P. Prettenhofer, R. Weiss, V. Dubourg, J. Vanderplas, A. Passos, D. Cournapeau, M. Brucher, M. Perrot, and E. Duchesnay. Scikit-learn: Machine learning in Python. *Journal of Machine Learning Research*, 12:2825–2830, 2011.
- [33] Fábio Pinto, Carlos Soares, and João Mendes-Moreira. Chade: Metalearning with classifier chains for dynamic combination of classifiers. In Paolo Frasconi, Niels Landwehr, Giuseppe Manco, and Jilles Vreeken, editors, *Machine Learning and Knowledge Discovery in Databases*, pages 410–425, Cham, 2016. Springer International Publishing.
- [34] Antti Puurula, Jesse Read, and Albert Bifet. Kaggle LSHTC4 winning solution. Technical report, Kaggle LSHTC4 Winning Solution, 2014. Report on our winning solution to the LSHTC4 Kaggle Competition.
- [35] Mallinali Ramrez-Corona, L. Enrique Sucar, and Eduardo F. Morales. Chained path evaluation for hierarchical multi-label classification, 2014.
- [36] Jesse Read and Jaakko Hollmén. A deep interpretation of classifier chains. In *Advances in Intelligent Data Analysis XIII - 13th International Symposium, IDA 2014*, pages 251–262, October 2014.
- [37] Jesse Read and Jaakko Hollmén. Multi-label classification using labels as hidden nodes. Technical Report 1503.09022v3, ArXiv.org, 2017. ArXiv.
- [38] Jesse Read and Luca Martino. Probabilistic regressor chains with Monte-Carlo methods. *CoRR*, abs/1907.08087:1–26, 2019. ArXiv.
- [39] Jesse Read, Luca Martino, and Jaakko Hollmén. Multi-label methods for prediction with sequential data. *Pattern Recognition*, 63(March):45–55, 2017.
- [40] Jesse Read, Luca Martino, and David Luengo. Efficient Monte Carlo methods for multi-dimensional learning with classifier chains. *Pattern Recognition*, 47(3):1535–1546, 2014.
- [41] Jesse Read, Luca Martino, Pablo M. Olmos, and David Luengo. Scalable multi-output label prediction: From classifier chains to classifier trellises. *Pattern Recognition*, 48(6):2096–2109, 2015.
- [42] Jesse Read, Bernhard Pfahringer, Geoff Holmes, and Eibe Frank. Classifier chains for multi-label classification. In *ECML 2009: 20th European Conference on Machine Learning*, pages 254–269. Springer, 2009.
- [43] Jesse Read, Bernhard Pfahringer, Geoff Holmes, and Eibe Frank. Classifier chains for multi-label classification. *Machine Learning*, 85(3):333–359, 2011.
- [44] R. Senge, J.J. del Coz, and E. Hüllermeier. Rectifying classifier chains for multi-label classification. In *Lernen, Wissen, Adaption (LWA) 2013*, pages 162–169, 2013.
- [45] Robin Senge, Juan José del Coz, and Eyke Hüllermeier. On the problem of error propagation in classifier chains for multi-label classification. In Myra Spiliopoulou, Lars Schmidt-Thieme, and Ruth Janning, editors, *Data Analysis, Machine Learning and Knowledge Discovery*, pages 163–170, Cham, 2014. Springer International Publishing.
- [46] P. Szymański and T. Kajdanowicz. A scikit-based Python environment for performing multi-label classification. *ArXiv e-prints*, February 2017.
- [47] Paweł Teisseyre. CCnet: Joint multi-label classification and feature selection using classifier chains and elastic net regularization. *Neurocomputing*, 235:98 – 111, 2017.

- [48] Lena Tenenboim-Chekina, Lior Rokach, and Bracha Shapira. Ensemble of feature chains for anomaly detection. In *Multiple Classifier Systems*, volume 7872 of *Lecture Notes in Computer Science*, pages 295–306. Springer Berlin Heidelberg, 2013.
- [49] Grigorios Tsoumakas, Ioannis Katakis, and Ioannis Vlahavas. Random k-labelsets for multi-label classification. *IEEE Transactions on Knowledge and Data Engineering*, 23(7):1079–1089, 2011.
- [50] Willem Waegeman, Krzysztof Dembczyński, and Eyke Hüllermeier. Multi-target prediction: a unifying view on problems and methods. *Data Mining and Knowledge Discovery*, 33(2):293–324, Mar 2019.
- [51] Julio H. Zaragoza, Luis Enrique Sucar, Eduardo F. Morales, Concha Bielza, and Pedro Larrañaga. Bayesian chain classifiers for multidimensional classification. In *24th International Joint Conference on Artificial Intelligence (IJCAI '11)*, pages 2192–2197, 2011.
- [52] Min-Ling Zhang, Yu-Kun Li, Xu-Ying Liu, and Xin Geng. Binary relevance for multi-label learning: an overview. *Frontiers of Computer Science*, 12(2):191–202, Apr 2018.
- [53] Min-Ling Zhang and Kun Zhang. Multi-label learning by exploiting label dependency. In *KDD '10: 16th ACM SIGKDD International conference on Knowledge Discovery and Data mining*, pages 999–1008. ACM, 2010.
- [54] Min-Ling Zhang and Zhi-Hua Zhou. A review on multi-label learning algorithms. *IEEE Transactions on Knowledge and Data Engineering*, 26(8):1819–1837, 2014.