

Learning from Multiple Complementary Labels

Lei Feng and Bo An

School of Computer Science and Engineering, Nanyang Technological University, Singapore
feng0093@e.ntu.edu.sg, boan@ntu.edu.sg

Abstract

Complementary-label learning is a new weakly-supervised learning framework that solves the problem where each training example is supplied with a complementary label, which only specifies one of the classes that the example does *not* belong to. Although a few works have demonstrated that an unbiased estimator of the original classification risk can be obtained from only complementarily labeled data, they are all restricted to the case where each example is associated with exactly one complementary label. It would be more promising to learn from multiple complementary labels simultaneously, as the supervision information would be richer if more complementary labels are provided. So far, whether there exists an unbiased risk estimator for learning from multiple complementary labels simultaneously is still unknown. In this paper, we will give an affirmative answer by deriving the first unbiased risk estimator for learning from multiple complementary labels. In addition, we further theoretically analyze the estimation error bound of our proposed approach, and show that the optimal parametric convergence rate is achieved. Finally, we experimentally demonstrate the effectiveness of the proposed approach.

Introduction

Ordinary machine learning tasks generally require massive data with accurate supervision information, while collecting the data with high-quality labels is expensive and time-consuming. To alleviate this problem, a large number of works have studied various weakly-supervised learning frameworks, including *semi-supervised learning* (Zhou et al. 2004; Zhu and Goldberg 2009; Niu et al. 2013; Miyato et al. 2018), *positive-unlabeled learning* (Elkan and Noto 2008; du Plessis, Niu, and Sugiyama 2014; du Plessis, Niu, and Sugiyama 2015; Kiryo et al. 2017), *noisy-label learning* (Natarajan et al. 2013; Menon et al. 2015; Ghosh, Kumar, and Sastry 2017), *partial label learning* (Cour, Sapp, and Taskar 2011; Gong et al. 2018; Feng and An 2019), *positive-confidence learning* (Ishida, Niu, and Sugiyama 2018), *similar-unlabeled learning* (Bao, Niu, and Sugiyama 2018), etc.

In this paper, we consider another weakly-supervised learning framework called *complementary-label learning* (Ishida et al. 2017; Yu et al. 2018; Ishida et al. 2019). In complementary-label learning, each training example is supplied with a complementary label, which specifies one of the classes that the example does *not* belong to. Compared with ordinary labels, it is obvious that complementary labels are much easier to be collected. Recently, complementary-label learning has been applied to online learning (Kaneko, Sato, and Sugiyama 2019), generative discriminative learning (Xu et al. 2019), and medical image segmentation (Rezaei, Yang, and Meinel 2019).

To the best of our knowledge, there exist only three works on learning from complementary labels. The first work was given by (Ishida et al. 2017). They assumed that the complementary labels are chosen in an even way and showed that an unbiased risk estimator can be obtained from only complementarily labeled data. They further provided theoretical analysis with a statistical consistency guarantee. Later, a different assumption on the complementary labels is adopted by (Yu et al. 2018). They assumed that the complementary labels are chosen in an uneven way, and proposed a different formulation that corrects the loss by estimating a class transition probability matrix. More recently, a novel complementary-label learning approach (Ishida et al. 2019) was proposed, which not only provides an unbiased risk estimator, but also can be used for arbitrary losses and models. Although these three works have provided solid theoretic foundations and achieved satisfactory performance for complementary-label learning, they are all restricted to the case where each example is associated with exactly one complementary label. In other words, they do not provide any unbiased risk estimator for learning from multiple complementary labels simultaneously. Intuitively, it is of significant importance to derive an unbiased risk estimator for learning from multiple complementary labels simultaneously, as the supervision information will be richer if more complementary labels are provided.

In this paper, we propose a novel approach with the first unbiased risk estimator for learning from multiple complementary labels simultaneously. Specifically, we first make an assumption on the generation process of examples with mul-

multiple complementary labels, and show that this assumption is valid. Based on the assumption, we prove that an unbiased risk estimator can be obtained from the data with multiple complementary labels. Furthermore, we theoretically analyze the estimation error bound, and show that our proposed approach achieves the optimal parametric convergence rate. Finally, we demonstrate the effectiveness of the proposed approach through experiments.

Related Work

In this section, we introduce some notations and review the formulations of multi-class learning, complementary-label learning, and partial label learning.

Multi-Class Learning

Suppose the feature space is $\mathcal{X} \in \mathbb{R}^d$ with d dimensions and the label space is $\mathcal{Y} = \{1, 2, \dots, k\}$ with k classes, the example $\mathbf{x} \in \mathcal{X}$ with its class label $y \in \mathcal{Y}$ is sampled from an unknown probability distribution with density $p(\mathbf{x}, y)$. Ordinary multi-class learning aims to induce a learning function $f(\mathbf{x}) : \mathbb{R}^d \rightarrow \mathbb{R}^k$ that minimizes the classification risk:

$$R(f) = \mathbb{E}_{p(\mathbf{x}, y)}[L(f(\mathbf{x}), y)], \quad (1)$$

where $L(f(\mathbf{x}), y)$ is a multi-class loss function. The predicted label is given as $\hat{y} = \operatorname{argmax}_{y \in \mathcal{Y}} f_y(\mathbf{x})$, where $f_y(\mathbf{x})$ is the y -th element of $f(\mathbf{x})$. Typically, we can instantiate the multi-class loss function by the *one-versus-all* scheme and the *one-versus-one* scheme. In this paper, we focus on the *one-versus-all* scheme, and the multi-class loss is given as

$$L(f(\mathbf{x}), y) = \ell(f_y(\mathbf{x})) + \frac{1}{k-1} \sum_{y' \neq y} \ell(-f_{y'}(\mathbf{x})), \quad (2)$$

where $\ell(z) : \mathbb{R} \rightarrow \mathbb{R}_+$ is a binary loss function (e.g., hinge loss), which incurs a larger loss for a smaller value.

Complementary-Label Learning

Suppose the dataset for complementary-label learning is denoted by $\{(\mathbf{x}_i, \bar{y}_i)\}_{i=1}^n$, where $\bar{y}_i \in \mathcal{Y}$ is a complementary label of \mathbf{x}_i , and each complementarily labeled example is sampled from $p(\mathbf{x}, \bar{y})$. In order to provide an unbiased estimator of the classification risk from only complementarily labeled data, it is important to make some assumptions on $p(\mathbf{x}, \bar{y})$. The assumption used by (Ishida et al. 2017; Ishida et al. 2019) is

$$p(\mathbf{x}, \bar{y}) = \frac{1}{k-1} \sum_{y \neq \bar{y}} p(\mathbf{x}, y). \quad (3)$$

This assumption implies that all other labels except the ground-truth label are chosen to be the complementary label with uniform probability. This is reasonable as we do not have extra labeling information. Under this assumption, it was proved by (Ishida et al. 2017) that an unbiased estimator of the original classification risk in Eq. (1) can be obtained from only complementarily labeled data when the loss function satisfies certain conditions. Having a direct unbiased risk estimator is very important. It not only guides the learning process, but also is helpful to the validation process.

Since we do not have ordinary labels when only complementarily labeled data provided, we cannot follow the general validation method that utilizes 0-1 error or accuracy. In such case, an unbiased estimator of the original classification risk in Eq. (1) allows us to conduct cross validation based on its empirical risk.

Later, another different assumption was used by (Yu et al. 2018). They assumed that all other labels except the ground-truth label are chosen to be the complementary label with different probabilities, and proposed to estimate the class transition probability matrix during model training. Although they showed that the minimizer of their learning objective agrees with the minimizer of the classification risk, they did not provide a direct unbiased risk estimator.

Recently, a more general unbiased risk estimator (Ishida et al. 2019) was proposed, which can be used for arbitrary losses and models. In order to prevent from overfitting, the authors further proposed a modified version by using the max operator. They showed that their risk estimator can be used not only for a learning objective, but as a validation criterion for the above two approaches.

Although these three works have provided solid theoretic foundations and achieved satisfied performance for complementary-label learning, they are all restricted to the case where each example is associated with exactly one complementary label. In this paper, we focus on learning from multiple complementary labels simultaneously.

Partial Label Learning

Partial label learning (Cour, Sapp, and Taskar 2011) aims to learn from examples that are assigned multiple candidate labels, while only one of which is correct. This provides a different view for complementary labels, i.e., the candidate labels are all the labels except the complementary labels. To this end, there have been many approaches (Nguyen and Caruana 2008; Liu and Dietterich 2012; Feng and An 2018) proposed to improve the performance of learning from partially labeled data. On the theoretic side, the statistical consistency (Cour, Sapp, and Taskar 2011) and learnability (Liu and Dietterich 2014) of partial label learning have also been studied. However, there have been no works so far that provide an unbiased risk estimator for partial label learning. Furthermore, another significant difference between complementary-label learning and partial label learning lies on the key assumptions. Partial label learning approaches focus on the dominance relation assumption (Cour, Sapp, and Taskar 2011), while complementary-label learning approaches generally assumes the data generation process (e.g., Eq.(3)). This paper will make a new assumption for the generation process of the examples with multiple complementary labels, and show that this is a valid assumption.

The Proposed Approach

In this section, we consider the problem of learning from multiple complementary labels, and present the first unbiased estimator of the original classification risk (1). Suppose the given dataset for learning from multiple complementary

labels is represented as $\bar{\mathcal{D}} = \{\mathbf{x}_i, \bar{Y}_i\}_{i=1}^n$, where \bar{Y}_i is the set of complementary labels of the instance \mathbf{x}_i . It is obvious that learning from multiple complementary labels is a generalization of complementary-label learning that learns from only one complementary label. Specifically, if \bar{Y}_i contains only one complementary label, we obtain a complementary-label learning problem. If \bar{Y} contains $k-1$ complementary labels where k denotes the total number of classes, we obtain an ordinary multi-class learning problem.

Recall that in complementary-label learning, each complementary labeled example is assumed to be sampled from $p(\mathbf{x}, \bar{y})$. We also assume that the data with multiple complementary labels are independently drawn from an unknown probability distribution with density

$$p(\mathbf{x}, \bar{Y}) = \frac{1}{2^{k-1} - 1} \sum_{y \notin \bar{Y}} p(\mathbf{x}, y). \quad (4)$$

It would be natural to ask why we choose this joint density? We answer this question by showing that it is a valid density, which is explained by the following theorem.

Theorem 1. $\mathbb{E}_{p(\mathbf{x}, \bar{Y})}[1] = 1$.

Proof. From the definition of \bar{Y} we know that \bar{Y} cannot be the an empty set nor the whole label set, hence $\bar{Y} \subseteq \mathcal{Y}$ where $\mathcal{Y} = \{2^{\mathcal{Y}} - \emptyset - \mathcal{Y}\}$ and $|\mathcal{Y}| = 2^k - 2$. In this way, we obtain

$$\begin{aligned} \mathbb{E}_{p(\mathbf{x}, \bar{Y})}[1] &= \int \sum_{\bar{Y} \subseteq \mathcal{Y}} p(\mathbf{x}, \bar{Y}) d\mathbf{x} \\ &= \frac{1}{2^{k-1} - 1} \int \sum_{\bar{Y} \subseteq \mathcal{Y}} \sum_{y \notin \bar{Y}} p(\mathbf{x}, y) d\mathbf{x} \\ &= \frac{1}{2^{k-1} - 1} \int (2^{k-1} - 1) \sum_y p(\mathbf{x}, y) d\mathbf{x} \\ &= 1, \end{aligned}$$

which concludes the proof. \square

Next, let us define a special loss function $\bar{\mathcal{L}}(f(\mathbf{x}), \bar{Y})$ for learning from multiple complementary labels, which is defined as

$$\bar{\mathcal{L}}(f(\mathbf{x}), \bar{Y}) = C \sum_{\bar{y} \in \bar{Y}} \ell(-f_{\bar{y}}(\mathbf{x})) + \sum_{y \notin \bar{Y}} \ell(f_y(\mathbf{x})), \quad (5)$$

where $C = \frac{2^{k-1}-1}{2^{k-2}(k-1)} + 1 - \frac{1}{2^{k-2}}$. Then we have the following theorem, which allows an unbiased risk estimator for learning from multiple complementary labels.

Theorem 2. *The original classification risk in Eq. (1) can be equivalently expressed as*

$$R(f) = \mathbb{E}_{p(\mathbf{x}, \bar{Y})}[\bar{\mathcal{L}}(f(\mathbf{x}), \bar{Y})] - M, \quad (6)$$

if the binary loss function ℓ satisfies

$$\ell(z) + \ell(-z) = 1, \quad (7)$$

where

$$M = \frac{(k-1)(2^{k-2}-1)}{2^{k-1}-1}.$$

Proof. The above theorem can be proved as follows.

$$\begin{aligned} &\mathbb{E}_{p(\mathbf{x}, \bar{Y})}[\bar{\mathcal{L}}(f(\mathbf{x}), \bar{Y})] \\ &= \int \sum_{\bar{Y} \subseteq \mathcal{Y}} \bar{\mathcal{L}}(f(\mathbf{x}), \bar{Y}) p(\mathbf{x}, \bar{Y}) d\mathbf{x} \\ &= \frac{1}{2^{k-1} - 1} \int \sum_{\bar{Y} \subseteq \mathcal{Y}} \sum_{y \notin \bar{Y}} \bar{\mathcal{L}}(f(\mathbf{x}), \bar{Y}) p(\mathbf{x}, y) d\mathbf{x} \\ &= \frac{1}{2^{k-1} - 1} \int \sum_{y=1}^k \sum_{\{\bar{Y} \subseteq \mathcal{Y}\} \cap \{\bar{Y} \ni \{y\}\}} \bar{\mathcal{L}}(f(\mathbf{x}), \bar{Y}) p(\mathbf{x}, y) d\mathbf{x} \\ &= \frac{1}{2^{k-1} - 1} \mathbb{E}_{p(\mathbf{x}, y)} \left[\sum_{\{\bar{Y} \subseteq \mathcal{Y}\} \cap \{\bar{Y} \ni \{y\}\}} \bar{\mathcal{L}}(f(\mathbf{x}), \bar{Y}) \right] \\ &= \frac{1}{2^{k-1} - 1} \mathbb{E}_{p(\mathbf{x}, y)} \left[\sum_{\{\bar{Y} \subseteq \mathcal{Y}\} \cap \{\bar{Y} \ni \{y\}\}} \left(C \sum_{\bar{y} \in \bar{Y}} \ell(-f_{\bar{y}}(\mathbf{x})) + \sum_{y' \notin \bar{Y}} \ell(f_{y'}(\mathbf{x})) \right) \right] \\ &= \frac{1}{2^{k-1} - 1} \mathbb{E}_{p(\mathbf{x}, y)} \left[2^{k-2} C \sum_{y' \neq y} \ell(-f_{y'}(\mathbf{x})) \right. \\ &\quad \left. + (2^{k-2} - 1) \sum_{y' \neq y} \ell(f_{y'}(\mathbf{x})) + (2^{k-1} - 1) \ell(f_y(\mathbf{x})) \right] \\ &= \frac{1}{2^{k-1} - 1} \mathbb{E}_{p(\mathbf{x}, y)} \left[\frac{2^{k-1} - 1}{k-1} \sum_{y' \neq y} \ell(-f_{y'}(\mathbf{x})) \right. \\ &\quad \left. + (2^{k-1} - 1) \ell(f_y(\mathbf{x})) + (k-1)(2^{k-2} - 1) \right] \\ &= \mathbb{E}_{p(\mathbf{x}, y)} \left[\ell(f_y(\mathbf{x})) + \frac{1}{k-1} \sum_{y' \neq y} \ell(-f_{y'}(\mathbf{x})) \right. \\ &\quad \left. + \frac{(k-1)(2^{k-2} - 1)}{2^{k-1} - 1} \right] \\ &= \mathbb{E}_{p(\mathbf{x}, y)} \left[L(f(\mathbf{x}), y) \right] + \frac{(k-1)(2^{k-2} - 1)}{2^{k-1} - 1} \\ &= R(f) + \frac{(k-1)(2^{k-2} - 1)}{2^{k-1} - 1}. \end{aligned}$$

\square

Here, we show that the following losses satisfy the symmetric condition in Eq. (7) (see Figure 1):

$$\text{Zero-one loss : } \ell_{0-1}(z) = \begin{cases} 0 & \text{if } z > 0 \\ 1 & \text{if } z \leq 0 \end{cases}$$

$$\text{Sigmoid loss : } \ell_S(z) = \frac{1}{1 + e^z}$$

$$\text{Ramp loss : } \ell_R(z) = \frac{1}{2} \max(0, \min(2, 1 - z)).$$

It is worth noting that all the above losses are non-convex (du Plessis, Niu, and Sugiyama 2014; Ishida et al. 2017). Since the zero-one loss is hard to optimize and usually used to tune the hyper-parameters, we can only resort to the ramp

loss and the sigmoid loss. However, as shown in Figure 1, the ramp loss is not smooth. Hence we only focus on the sigmoid loss in this paper.

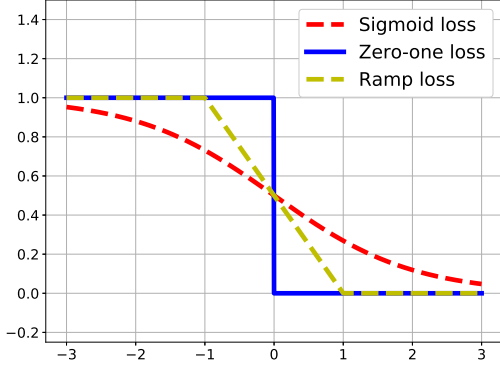


Figure 1: Examples of binary loss functions that satisfy the symmetric condition in Eq. (7).

Based on the unbiased risk estimator in Eq. (6), it is easy for us to conduct empirical risk minimization:

$$\hat{R}(f) = \frac{1}{n} \sum_{i=1}^n \left(C \sum_{\bar{y} \in \bar{Y}_i} \ell_{\mathbb{R}}(-f_{\bar{y}}(\mathbf{x}_i)) + \sum_{y \notin \bar{Y}_i} \ell_{\mathbb{R}}(f_y(\mathbf{x}_i)) \right) \quad (8)$$

Estimation Error Bound

In this section, we theoretically analyze the estimation error bound for the proposed approach. Our analysis is based on Rademacher complexity (Bartlett and Mendelson 2002).

Definition 1 (Rademacher complexity (Bartlett and Mendelson 2002)). Suppose $\mathcal{F} = \{f(\mathbf{x})\}$ is a function class, and $S = \{\mathbf{x}_1, \dots, \mathbf{x}_n\}$ is a sample of size n , then the empirical Rademacher complexity of \mathcal{F} with respect to S is defined as

$$\hat{\mathfrak{R}}_S(\mathcal{F}) = \mathbb{E}_{\boldsymbol{\sigma}} \left[\sup_{f \in \mathcal{F}} \frac{1}{n} \sum_{i=1}^n \sigma_i f(\mathbf{x}_i) \right], \quad (9)$$

where $\boldsymbol{\sigma} = (\sigma_1, \dots, \sigma_n)$, with σ_i taking the value from $\{-1, +1\}$. Then the Rademacher complexity of \mathcal{F} is the expectation of the empirical Rademacher complexity over all samples of size n drawn from \mathcal{D} :

$$\mathfrak{R}_n(\mathcal{F}) = \mathbb{E}_{S \sim \mathcal{D}^n} [\hat{\mathfrak{R}}_S(\mathcal{F})]. \quad (10)$$

We start with a function class defined as

$$\mathcal{H} = \{(\mathbf{x}, \bar{Y}) \mapsto \bar{\mathcal{L}}(f(\mathbf{x}), \bar{Y}) \mid f_1, \dots, f_k \in \mathcal{F}\}. \quad (11)$$

Then we can obtain the following lemmas.

Lemma 1. Let $\bar{\mathfrak{R}}(\mathcal{H})$ be the Rademacher complexity of \mathcal{H} for the sample S of size n drawn from \mathcal{D} , i.e.,

$$\bar{\mathfrak{R}}_n(\mathcal{H}) = \mathbb{E}_{S \sim \mathcal{D}^n} \mathbb{E}_{\boldsymbol{\sigma}} \left[\sup_{h \in \mathcal{H}} \sum_{(\mathbf{x}_i, \bar{Y}_i) \in S} \sigma_i h(\mathbf{x}_i, \bar{Y}_i) \right]. \quad (12)$$

Then,

$$\bar{\mathfrak{R}}_n(\mathcal{H}) \leq (C + 1)k\bar{\mathfrak{R}}_n(\ell \circ \mathcal{F}). \quad (13)$$

Proof. By definition, $h(\mathbf{x}_i, \bar{Y}_i) = \bar{\mathcal{L}}(f(\mathbf{x}), \bar{Y}_i)$, hence

$$\begin{aligned} & \bar{\mathfrak{R}}_n(\mathcal{H}) \\ &= \mathbb{E}_{S \sim \mathcal{D}^n} \mathbb{E}_{\boldsymbol{\sigma}} \left[\sup_{h \in \mathcal{H}} \sum_{(\mathbf{x}_i, \bar{Y}_i) \in S} \sigma_i \left(C \sum_{\bar{y} \in \bar{Y}} \ell(-f_{\bar{y}}(\mathbf{x})) + \sum_{y \notin \bar{Y}} \ell(f_y(\mathbf{x})) \right) \right] \\ &\leq C \mathbb{E}_{S \sim \mathcal{D}^n} \mathbb{E}_{\boldsymbol{\sigma}} \left[\sup_{h \in \mathcal{H}} \sum_{(\mathbf{x}_i, \bar{Y}_i) \in S} \sigma_i \left(\sum_{\bar{y} \in \bar{Y}} \ell(-f_{\bar{y}}(\mathbf{x})) \right) \right] \\ &\quad + \mathbb{E}_{S \sim \mathcal{D}^n} \mathbb{E}_{\boldsymbol{\sigma}} \left[\sup_{h \in \mathcal{H}} \sum_{(\mathbf{x}_i, \bar{Y}_i) \in S} \sigma_i \left(\sum_{y \notin \bar{Y}} \ell(f_y(\mathbf{x})) \right) \right], \quad (14) \end{aligned}$$

where the inequality is due to the sub-additivity of the supremum. The last term in Eq. (14) can be expressed as

$$\begin{aligned} & \mathbb{E}_{S \sim \mathcal{D}^n} \mathbb{E}_{\boldsymbol{\sigma}} \left[\sup_{h \in \mathcal{H}} \frac{1}{n} \sum_{(\mathbf{x}_i, \bar{Y}_i) \in S} \sigma_i \left(\sum_{y \notin \bar{Y}} \ell(f_y(\mathbf{x})) \right) \right] \\ &= \mathbb{E}_{S \sim \mathcal{D}^n} \mathbb{E}_{\boldsymbol{\sigma}} \left[\sup_{h \in \mathcal{H}} \frac{1}{n} \sum_{(\mathbf{x}_i, \bar{Y}_i) \in S} \sigma_i \left(\sum_y \ell(f_y(\mathbf{x})) I(y \notin \bar{Y}_i) \right) \right] \\ &= \mathbb{E}_{S \sim \mathcal{D}^n} \mathbb{E}_{\boldsymbol{\sigma}} \left[\sup_{h \in \mathcal{H}} \frac{1}{2n} \sum_{(\mathbf{x}_i, \bar{Y}_i) \in S} \sigma_i \left(\sum_y \ell(f_y(\mathbf{x})) (\alpha_i + 1) \right) \right] \\ &\leq \mathbb{E}_{S \sim \mathcal{D}^n} \mathbb{E}_{\boldsymbol{\sigma}} \left[\sup_{h \in \mathcal{H}} \frac{1}{2n} \sum_{(\mathbf{x}_i, \bar{Y}_i) \in S} \alpha_i \sigma_i \left(\sum_y \ell(f_y(\mathbf{x})) \right) \right] \\ &\quad + \mathbb{E}_{S \sim \mathcal{D}^n} \mathbb{E}_{\boldsymbol{\sigma}} \left[\sup_{h \in \mathcal{H}} \frac{1}{2n} \sum_{(\mathbf{x}_i, \bar{Y}_i) \in S} \sigma_i \left(\sum_y \ell(f_y(\mathbf{x})) \right) \right] \\ &= \sum_y \mathbb{E}_{S \sim \mathcal{D}^n} \mathbb{E}_{\boldsymbol{\sigma}} \left[\sup_{h \in \mathcal{H}} \frac{1}{n} \sum_{(\mathbf{x}_i, \bar{Y}_i) \in S} \sigma_i \left(\ell(f_y(\mathbf{x})) \right) \right], \\ &= k\bar{\mathfrak{R}}_n(\ell \circ \mathcal{F}), \quad (15) \end{aligned}$$

where we define the indicator function $I(\cdot)$ and $\alpha_i = 2I(y \notin \bar{Y}_i) - 1$, and we use the fact that $\alpha_i \sigma_i$ has the same distribution as σ_i . Similarly, the first term in Eq. (14) can be also bounded:

$$\begin{aligned} & \mathbb{E}_{S \sim \mathcal{D}^n} \mathbb{E}_{\boldsymbol{\sigma}} \left[\sup_{h \in \mathcal{H}} \sum_{(\mathbf{x}_i, \bar{Y}_i) \in S} \sigma_i \left(\sum_{\bar{y} \in \bar{Y}} \ell(-f_{\bar{y}}(\mathbf{x})) \right) \right] \\ &\leq k\bar{\mathfrak{R}}_n(\ell \circ \mathcal{F}). \quad (16) \end{aligned}$$

Here, we omit the derivation process, which is very similar to that of the last term in Eq. (14). Substituting Eq. (15) and Eq. (16) into Eq. (14), we obtain

$$\bar{\mathfrak{R}}_n(\mathcal{H}) \leq (C + 1)k\bar{\mathfrak{R}}_n(\ell \circ \mathcal{F}), \quad (17)$$

which concludes the proof. \square

Let ρ be any (not necessarily the best) Lipschitz constant of the binary loss function ℓ . As ℓ is required to satisfy the

symmetric condition, and ℓ is usually nonnegative, we can easily know that ℓ is bounded by 1. In this way, we can have the following lemma.

Lemma 2. For any $\delta > 0$, with probability at least $1 - \delta$,

$$\sup_{f_1, \dots, f_k \in \mathcal{F}} \left| \widehat{R}(f) - R(f) \right| \leq 2(C+1)k\rho\widehat{\mathfrak{R}}_S(\mathcal{F}) \\ + (3C+2)k\sqrt{\frac{\log \frac{4}{\delta}}{2n}},$$

Proof. To prove this lemma, we first show that the single direction $\sup_{f_1, \dots, f_k \in \mathcal{F}} (\widehat{R}(f) - R(f))$ is bounded with probability at least $1 - \frac{\delta}{2}$, and the other direction can be similarly proved. By the definition of $\bar{\mathcal{L}}$, we have $\|\bar{\mathcal{L}}\|_\infty = Ck$ since it is easy to verify that $C > 1$. Suppose an example $(\mathbf{x}_i, \bar{Y}_i)$ is replaced by an arbitrary example $(\mathbf{x}'_i, \bar{Y}'_i)$, then the change of $\sup_{f_1, \dots, f_k \in \mathcal{F}} (\widehat{R}(f) - R(f))$ is no greater than Ck/n . By applying McDiarmid's inequality (McDiarmid 1989), for any $\delta > 0$, with probability at least $1 - \frac{\delta}{2}$,

$$\sup_{f_1, \dots, f_k \in \mathcal{F}} (\widehat{R}(f) - R(f)) \leq \mathbb{E} \left[\sup_{f_1, \dots, f_k \in \mathcal{F}} (\widehat{R}(f) - R(f)) \right] \\ + Ck\sqrt{\frac{\log \frac{2}{\delta}}{2n}}.$$

Furthermore, it is a routine work (Mohri, Rostamizadeh, and Talwalkar 2012) to show that

$$\mathbb{E} \left[\sup_{f_1, \dots, f_k \in \mathcal{F}} (\widehat{R}(f) - R(f)) \right] \leq 2\bar{\mathfrak{R}}_n(\mathcal{H}) \\ \leq 2(C+1)k\mathfrak{R}_n(\ell \circ \mathcal{F})$$

where the last inequality is due to Lemma 1. Note that the change of $\widehat{\mathfrak{R}}_S(\ell \circ \mathcal{F})$ is no greater than $1/n$ if one arbitrary data point is changed. Hence we can apply McDiarmid's inequality again. For any $\delta > 0$, with probability $1 - \frac{\delta}{2}$,

$$\mathfrak{R}_n(\ell \circ \mathcal{F}) \leq \widehat{\mathfrak{R}}_S(\ell \circ \mathcal{F}) + \sqrt{\frac{\log \frac{2}{\delta}}{2n}} \\ \leq \rho\widehat{\mathfrak{R}}_S(\mathcal{F}) + \sqrt{\frac{\log \frac{2}{\delta}}{2n}},$$

where the last inequality is according to Talagrand's contraction lemma (Ledoux and Talagrand 2013). In this way, for any $\delta > 0$, with probability at least $1 - \delta$,

$$\sup_{f_1, \dots, f_k \in \mathcal{F}} (\widehat{R}(f) - R(f)) \leq 2(C+1)k\rho\widehat{\mathfrak{R}}_S(\mathcal{F}) \\ + (3C+2)k\sqrt{\frac{\log \frac{2}{\delta}}{2n}}.$$

By taking into account the other side, for any $\delta > 0$, with probability $1 - \delta$,

$$\sup_{f_1, \dots, f_k \in \mathcal{F}} \left| \widehat{R}(f) - R(f) \right| \leq 2(C+1)k\rho\widehat{\mathfrak{R}}_S(\mathcal{F}) \\ + (3C+2)k\sqrt{\frac{\log \frac{4}{\delta}}{2n}},$$

which concludes the proof. \square

Here, we define the true risk minimizer f^* and the empirical risk minimizer \widehat{f} as follows:

$$f^* = (f_1^*, \dots, f_k^*) = \arg \min_{f_1, \dots, f_k \in \mathcal{F}} R(f) \\ \widehat{f} = (\widehat{f}_1, \dots, \widehat{f}_k) = \arg \min_{f_1, \dots, f_k \in \mathcal{F}} \widehat{R}(f).$$

Then, based on Lemma 2, we can derive the estimation error bound, which is stated in the following theorem.

Theorem 3. For any $\delta > 0$, with probability at least $1 - \delta$,

$$R(\widehat{f}) - R(f^*) \leq (4C+4)k\rho\widehat{\mathfrak{R}}_S(\mathcal{F}) \\ + (6C+4)k\sqrt{\frac{\log \frac{4}{\delta}}{2n}},$$

Proof. Based on Lemma 2, the estimation error bound can be proven through

$$R(\widehat{f}) - R(f^*) = R(\widehat{f}) - \widehat{R}(\widehat{f}) + \widehat{R}(\widehat{f}) - R(f^*) \quad (18) \\ \leq R(\widehat{f}) - \widehat{R}(\widehat{f}) + R(\widehat{f}) - R(f^*) \\ \leq 2 \sup_{f_1, \dots, f_k \in \mathcal{F}} \left| \widehat{R}(f) - R(f) \right|,$$

where the first inequality is due to $\widehat{R}(\widehat{f}) \leq R(\widehat{f})$. \square

Theorem 3 gives an estimation error bound for learning from multiple complementary labels simultaneously. It is worth noting that this bound is not only related to the Rademacher complexity of the function class, but also C and k . Note that C is decided by k . These observations agree with our intuition that the learning task will be harder if the number of classes k increases.

Specifically, let us consider the linear model, i.e., the function class is defined as

$$\mathcal{F} = \{f_i(\mathbf{x}) = \mathbf{w}_i^\top \mathbf{x} \mid \|\mathbf{w}_i\| \leq C_{\mathcal{F}}, \|\mathbf{x}\| \leq C_{\mathcal{X}}, \\ \forall i \in \mathcal{Y}, \forall \mathbf{x} \in \mathcal{X}\},$$

where $C_{\mathcal{F}}$ and $C_{\mathcal{X}}$ are positive constants. It can be known from (Mohri, Rostamizadeh, and Talwalkar 2012) that $\widehat{\mathfrak{R}}_S(\mathcal{F}) \leq C_{\mathcal{F}}C_{\mathcal{X}}/\sqrt{n}$. Thus based on Theorem 3, we can know that $R(\widehat{f}) \rightarrow R(f^*)$ in $\mathcal{O}_p(1/\sqrt{n})$, where \mathcal{O}_p denotes the order in probability. This order is already the optimal parametric rate and cannot be improved without additional information (Mendelson 2008).

Experiments

In this section, we conduct extensive experiments to evaluate the performance of our proposed approach.

Experiment Configuration

We conduct experiments on four benchmark datasets MNIST, USPS, VEHICLE, and WAVEFORM3. MNIST and USPS can be downloaded from Sam Roweis's homepage¹, and the other two datasets can be downloaded from the UCI

¹<https://cs.nyu.edu/~roweis/data.html>

Machine Learning Repository². For model training, we only use complementarily-labeled data with the number of complementary labels r (ranging from 1 to $k - 1$) for each training example. For each dataset, we randomly select 70% examples to form the training set, and the rest 30% examples are test examples. In all the experiments, we report the mean and standard deviation of the classification accuracies over 10 trials. We dub our proposed approach LUCA (Learning from mUltiple Complementary lAbls) and compare with the following approaches:

- PC/S (Ishida et al. 2017): It utilizes the pairwise comparison strategy with sigmoid loss to learn from complementarily labeled data.
- Forward (Yu et al. 2018): It conducts forward correction by estimating the latent class transition probability matrix to learn from complementarily labeled data.
- FREE, GA (Ishida et al. 2019): These are three approaches learning from complementarily labeled data. For the FREE method, it is based on an unbiased risk estimator that is loss assumption free. For the GA method, it implements the gradient descent version with the non-negative risk estimator to prevent from overfitting.

Note that the above complementary-label learning approach can only learn from the examples with exactly one complementary label. We generalize them to learn from multiple complementary labels simultaneously. Specifically, suppose an training example with multiple complementary labels is given as (x_i, \bar{Y}_i) , where $\bar{Y}_i = \{\bar{y}_1, \bar{y}_2\}$. Then the complementary-label learning approaches will learn from (x_i, \bar{y}_1) and (x_i, \bar{y}_2) . For all the algorithms in the experiments, we adopt the linear model as base model. We implement our approach by PyTroch³, and use the Adam (Kingma and Ba 2015) optimization method with mini-batch size 256 and epoch number 300. For all the approaches, learning rate and weight decay are selected from $\{10^{-5}, 10^{-4}, \dots, 10^{-1}\}$.

Experimental Results

Table 1 and Table 2 show the classification performance of each algorithm on MNIST and USPS as the number of complementary labels c ranges from 1 to 9. As can be seen from Table 1 and Table 2, the classification performance of each algorithm generally becomes better, as the number of complementary labels increases. Such observation agrees with our intuition that the supervised information will be richer if more complementary labels are provided. In addition, we can find that the LUCA is normally inferior to other complementary-label learning approaches when there are only a small number of complementary labels are provided. This is because LUCA uses a totally different assumption on the data generation process. Note that LUCA directly models the joint probability $p(x, \bar{Y})$, where $\bar{Y} \subseteq \bar{\mathcal{Y}}$, $\bar{\mathcal{Y}} = \{2^{\mathcal{Y}} - \emptyset - \mathcal{Y}\}$ and $|\bar{\mathcal{Y}}| = 2^k - 2$. As the searching space $\bar{\mathcal{Y}}$ is very large, the probability of choosing any \bar{Y} in $\bar{\mathcal{Y}}$

²<https://archive.ics.uci.edu/ml/datasets.php>

³www.pytorch.org

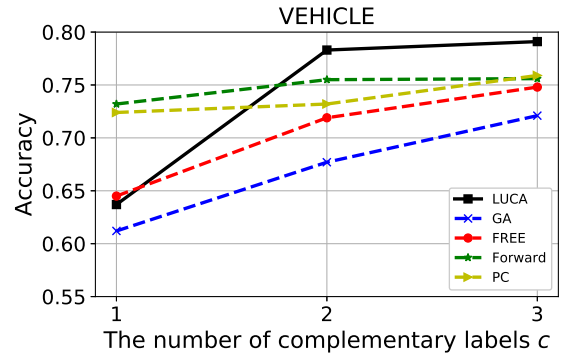


Figure 2: Classification performance of each algorithm on VEHICLE.

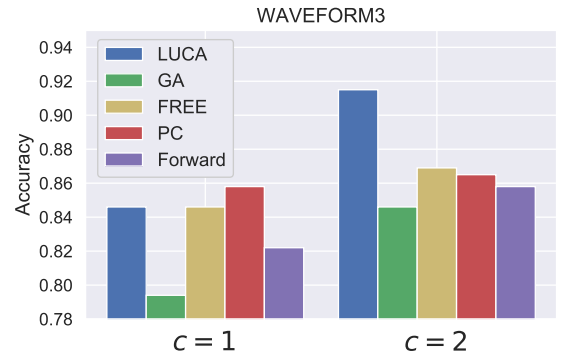


Figure 3: Classification performance of each algorithm on WAVEFORM3.

could be extremely small. In contrast, complementary-label learning approaches aim to model $p(x, \bar{y})$, where $\bar{y} \in \bar{\mathcal{Y}}$ and $|\bar{\mathcal{Y}}| = k$, hence the searching space is quite small, and choosing any \bar{y} from $\bar{\mathcal{Y}}$ becomes possible. While, as the number of complementary labels is large enough, LUCA is clearly superior to other approaches. This is because ordinary complementary-label learning approaches only make assumptions on exactly one complementary label, and they may lose some potentially useful information from other complementary labels. Since ordinary complementary-label learning approaches can only learn from one complementary label for each example, they fail to take into consideration multiple complementary labels simultaneously. For example, if an example x_i is provided two complementary labels \bar{y}_1 and \bar{y}_2 , they will get the training loss from \bar{y}_1 and \bar{y}_2 independently. However, when the algorithm learns from \bar{y}_1 , it will assume that \bar{y}_2 has some possibility to be the ground-truth label. Similarly, if the algorithm learns from \bar{y}_2 , it will also assume that \bar{y}_1 has some possibility to be the ground-truth label. However, if we learn from both \bar{y}_1 and \bar{y}_2 simultaneously, we can directly know that the ground-truth label cannot be either \bar{y}_1 nor \bar{y}_2 . That is why LUCA can significantly outperform other approaches when learning from a large number of complementary labels.

We further conduct experiments on the datasets with only a few classes. Figure 2 and Figure 3 show the experimental

Table 1: Classification performance of each algorithm (mean±std. deviation) on MNIST with different number of complementary labels c for each training example. The best experimental results are highlighted in boldface.

	LUCA	GA	FREE	PC	Forward
$c = 1$	0.835±0.015	0.914±0.015	0.861±0.015	0.904±0.021	0.857±0.011
$c = 2$	0.851±0.016	0.906±0.022	0.868±0.011	0.901±0.018	0.867±0.012
$c = 3$	0.858±0.012	0.912±0.018	0.872±0.021	0.898±0.016	0.888±0.013
$c = 4$	0.871±0.014	0.918±0.011	0.873±0.012	0.911±0.015	0.894±0.015
$c = 5$	0.945±0.015	0.921±0.009	0.887±0.013	0.918±0.019	0.906±0.014
$c = 6$	0.956±0.012	0.919±0.013	0.895±0.014	0.927±0.013	0.913±0.011
$c = 7$	0.961±0.015	0.926±0.015	0.905±0.019	0.926±0.014	0.912±0.013
$c = 8$	0.964±0.015	0.928±0.014	0.912±0.014	0.926±0.015	0.918±0.014
$c = 9$	0.966±0.017	0.932±0.023	0.923±0.016	0.928±0.016	0.922±0.015

Table 2: Classification performance of each algorithm (mean±std. deviation) on USPS with different number of complementary labels c for each training example. The best experimental results are highlighted in boldface.

	LUCA	GA	FREE	PC	Forward
$c = 1$	0.387±0.015	0.780±0.015	0.766±0.012	0.704±0.019	0.794±0.015
$c = 2$	0.467±0.015	0.751±0.014	0.798±0.015	0.730±0.012	0.817±0.011
$c = 3$	0.508±0.012	0.826±0.019	0.845±0.025	0.820±0.019	0.844±0.015
$c = 4$	0.683±0.014	0.814±0.009	0.853±0.015	0.843±0.017	0.837±0.017
$c = 5$	0.854±0.015	0.826±0.015	0.845±0.029	0.844±0.018	0.837±0.018
$c = 6$	0.894±0.025	0.818±0.018	0.850±0.015	0.862±0.011	0.850±0.011
$c = 7$	0.917±0.015	0.842±0.018	0.870±0.019	0.881±0.011	0.853±0.015
$c = 8$	0.925±0.021	0.841±0.019	0.870±0.019	0.895±0.019	0.845±0.025
$c = 9$	0.930±0.029	0.845±0.015	0.873±0.015	0.917±0.019	0.843±0.012

Table 3: Average execution time of each algorithm on MNIST.

	LUCA	GA	FREE	PC	Forward
$c = 1$	2372	4525	4079	4438	4436
$c = 2$	2452	5125	4423	4662	4575
$c = 3$	2655	5439	4964	4589	4632
$c = 4$	2409	5987	5339	4693	4777
$c = 5$	2874	6509	6967	4803	4822
$c = 6$	2956	6964	6612	4924	4891
$c = 7$	2973	7422	7334	4999	4957
$c = 8$	3144	7913	7921	5121	5004
$c = 9$	3052	7965	7834	5132	5079

Table 4: Average execution time of each algorithm on USPS.

	LUCA	GA	FREE	PC	Forward
$c = 1$	77	216	265	92	88
$c = 2$	108	413	399	117	119
$c = 3$	132	620	634	145	146
$c = 4$	151	801	823	161	168
$c = 5$	169	1023	1096	183	185
$c = 6$	207	1198	1197	216	213
$c = 7$	234	1468	1485	243	243
$c = 8$	266	1587	1611	280	289
$c = 9$	308	1839	1836	312	315

results on VEHICLE (totally 4 classes) and WAVEFORM (totally 3 classes). From the two figures, we can also find

that LUCA significantly outperforms other comparing algorithms when learning from a large fraction of complementary labels.

Finally, we report the average execution time of each algorithm on MNIST and USPS in Table 3 and Table 4. All the experiments are conducted on an Intel E5-2620 CPU. As shown in the two tables, LUCA is faster than other algorithms.

Conclusion

In this paper, we consider the problem of learning from multiple complementary labels simultaneously, and propose a novel approach with the first unbiased risk estimator. We make an assumption on the generation process of examples with multiple complementary labels, and show that this assumption is valid. Based on the assumption, we prove that an unbiased risk estimator can be obtained from the data with multiple complementary labels. Furthermore, we theoretically analyze the estimation error bound, and show that our proposed approach achieves the optimal parametric convergence rate. Finally, we demonstrate the effectiveness of the proposed approach through experiments.

As shown in Theorem 2, our proposed unbiased risk estimator can only recover the original classification risk when the loss function satisfies the symmetric condition. In the future work, we will explore another flexible risk estimator that can be used for arbitrary loss functions and models.

References

- [Bao, Niu, and Sugiyama 2018] Bao, H.; Niu, G.; and Sugiyama, M. 2018. Classification from pairwise similarity and unlabeled data. In *International Conference on Machine Learning*, 452–461.
- [Bartlett and Mendelson 2002] Bartlett, P. L., and Mendelson, S. 2002. Rademacher and gaussian complexities: Risk bounds and structural results. *Journal of Machine Learning Research* 3(11):463–482.
- [Cour, Sapp, and Taskar 2011] Cour, T.; Sapp, B.; and Taskar, B. 2011. Learning from partial labels. *Journal of Machine Learning Research* 12(5):1501–1536.
- [du Plessis, Niu, and Sugiyama 2014] du Plessis, M. C.; Niu, G.; and Sugiyama, M. 2014. Analysis of learning from positive and unlabeled data. In *Advances in Neural Information Processing Systems*, 703–711.
- [du Plessis, Niu, and Sugiyama 2015] du Plessis, M. C.; Niu, G.; and Sugiyama, M. 2015. Convex formulation for learning from positive and unlabeled data. In *International Conference on Machine Learning*, 1386–1394.
- [Elkan and Noto 2008] Elkan, C., and Noto, K. 2008. Learning classifiers from only positive and unlabeled data. In *ACM SIGKDD International Conference on Knowledge Discovery and Data Mining*, 213–220.
- [Feng and An 2018] Feng, L., and An, B. 2018. Leveraging latent label distributions for partial label learning. In *International Joint Conference on Artificial Intelligence*, 2107–2113.
- [Feng and An 2019] Feng, L., and An, B. 2019. Partial label learning with self-guided retraining. In *AAAI Conference on Artificial Intelligence*, 3542–3549.
- [Ghosh, Kumar, and Sastry 2017] Ghosh, A.; Kumar, H.; and Sastry, P. 2017. Robust loss functions under label noise for deep neural networks. In *Thirty-First AAAI Conference on Artificial Intelligence*.
- [Gong et al. 2018] Gong, C.; Liu, T.; Tang, Y.; Yang, J.; Yang, J.; and Tao, D. 2018. A regularization approach for instance-based superset label learning. *IEEE Transactions on Cybernetics* 48(3):967–978.
- [Ishida et al. 2017] Ishida, T.; Niu, G.; Hu, W.; and Sugiyama, M. 2017. Learning from complementary labels. In *Advances in Neural Information Processing Systems*, 5644–5654.
- [Ishida et al. 2019] Ishida, T.; Niu, G.; Menon, A. K.; and Sugiyama, M. 2019. Complementary-label learning for arbitrary losses and models. In *International Conference on Machine Learning*.
- [Ishida, Niu, and Sugiyama 2018] Ishida, T.; Niu, G.; and Sugiyama, M. 2018. Binary classification for positive-confidence data. In *Advances in Neural Information Processing Systems*, 5917–5928.
- [Kaneko, Sato, and Sugiyama 2019] Kaneko, T.; Sato, I.; and Sugiyama, M. 2019. Online multiclass classification based on prediction margin for partial feedback. *arXiv preprint arXiv:1902.01056*.
- [Kingma and Ba 2015] Kingma, D. P., and Ba, J. 2015. Adam: A method for stochastic optimization. In *Proceedings of International Conference on Learning Representations*.
- [Kiryo et al. 2017] Kiryo, R.; Niu, G.; du Plessis, M. C.; and Sugiyama, M. 2017. Positive-unlabeled learning with non-negative risk estimator. In *Advances in Neural Information Processing Systems*, 1674–1684.
- [Ledoux and Talagrand 2013] Ledoux, M., and Talagrand, M. 2013. *Probability in Banach Spaces: Isoperimetry and Processes*. Springer Science & Business Media.
- [Liu and Dietterich 2012] Liu, L.-P., and Dietterich, T. G. 2012. A conditional multinomial mixture model for superset label learning. In *Neural Information Processing Systems*, 548–556.
- [Liu and Dietterich 2014] Liu, L., and Dietterich, T. 2014. Learnability of the superset label learning problem. In *International Conference on Machine Learning*, 1629–1637.
- [McDiarmid 1989] McDiarmid, C. 1989. On the method of bounded differences. In *Surveys in Combinatorics*.
- [Mendelson 2008] Mendelson, S. 2008. Lower bounds for the empirical minimization algorithm. *IEEE Transactions on Information Theory* 54(8):3797–3803.
- [Menon et al. 2015] Menon, A.; Van Rooyen, B.; Ong, C. S.; and Williamson, B. 2015. Learning from corrupted binary labels via class-probability estimation. In *International Conference on Machine Learning*, 125–134.
- [Miyato et al. 2018] Miyato, T.; Maeda, S.-i.; Koyama, M.; and Ishii, S. 2018. Virtual adversarial training: a regularization method for supervised and semi-supervised learning. *IEEE Transactions on Pattern Analysis and Machine Intelligence* 41(8):1979–1993.
- [Mohri, Rostamizadeh, and Talwalkar 2012] Mohri, M.; Rostamizadeh, A.; and Talwalkar, A. 2012. *Foundations of Machine Learning*. MIT Press.
- [Natarajan et al. 2013] Natarajan, N.; Dhillon, I. S.; Ravikumar, P. K.; and Tewari, A. 2013. Learning with noisy labels. In *Advances in Neural Information Processing Systems*, 1196–1204.
- [Nguyen and Caruana 2008] Nguyen, N., and Caruana, R. 2008. Classification with partial labels. In *ACM SIGKDD International Conference on Knowledge Discovery and Data Mining*, 551–559.
- [Niu et al. 2013] Niu, G.; Jitkrittum, W.; Dai, B.; Hachiya, H.; and Sugiyama, M. 2013. Squared-loss mutual information regularization: A novel information-theoretic approach to semi-supervised learning. In *International Conference on Machine Learning*, 10–18.
- [Rezaei, Yang, and Meinel 2019] Rezaei, M.; Yang, H.; and Meinel, C. 2019. Recurrent generative adversarial network for learning imbalanced medical image semantic segmentation. *Multimedia Tools and Applications* 1–20.
- [Xu et al. 2019] Xu, Y.; Gong, M.; Chen, J.; Liu, T.; Zhang, K.; and Batmanghelich, K. 2019. Generative-discriminative complementary learning. *arXiv preprint arXiv:1904.01612*.

- [Yu et al. 2018] Yu, X.; Liu, T.; Gong, M.; and Tao, D. 2018. Learning with biased complementary labels. In *European Conference on Computer Vision*, 68–83.
- [Zhou et al. 2004] Zhou, D.; Bousquet, O.; Lal, T. N.; Weston, J.; and Schölkopf, B. 2004. Learning with local and global consistency. In *Advances in Neural Information Processing Systems*, 321–328.
- [Zhu and Goldberg 2009] Zhu, X., and Goldberg, A. B. 2009. Introduction to semi-supervised learning. *Synthesis Lectures on Artificial Intelligence and Machine Learning* 3(1):1–130.