

Cache Optimization Models and Algorithms

Georgios S. Paschos^{*}, George Iosifidis[†] and Giuseppe Caire[‡]

^{*} Huawei Technologies Co. Ltd., France

[†] Trinity College, Ireland

[‡] TU-Berlin, Germany

January 1, 2020

Contents

1	Introduction	3
1.1	Historical background and scope	3
1.2	The content delivery network	4
1.3	Wireless caching	6
1.4	Structure	6
2	Content popularity	8
2.1	Introduction to caching-related terms	8
2.2	Power law popularity	9
2.2.1	Zipf's law	9
2.2.2	Evidence of Zipf's law in the Internet	10
2.2.3	Hit probability maximization	11
2.2.4	Fitting the power law model to data	12
2.2.5	Catalog estimation	17
2.3	Request sequences	18
2.3.1	Independent reference model	18
2.3.2	Temporal locality	19
2.3.3	Spatial locality	24
2.4	Conclusions	25
3	Cache eviction policies	26
3.1	Performance under arbitrary requests	26
3.1.1	The paging problem	26
3.1.2	Belady's offline paging	27
3.1.3	LRU and competitive online paging	30
3.1.4	Discussion of Related Work	33
3.2	Performance under stationary requests	34
3.2.1	Least Frequently Used (LFU)	34
3.2.2	Least Recently Used (LRU)	35
3.2.3	TTL caches	38
3.3	Online popularity learning	41
3.3.1	Regret in caching	42
3.3.2	Regret lower bound	44
3.3.3	Online gradient ascent	47
3.4	Further notes on popularity prediction	51

4	Caching networks	53
4.1	CN Deployment and Management	53
4.1.1	Caching Network Model	53
4.1.2	CN Optimization	54
4.2	Design of Caching Networks	57
4.3	Bipartite Caching Networks	61
4.3.1	The Femtocaching Problem	61
4.3.2	Capacitated Femtocaching	67
4.3.3	Discussion of Related Work	73
4.4	Hierarchical Caching Networks	74
4.4.1	Minimizing Routing Costs	75
4.4.2	Minimizing Root-Server Traffic	78
4.4.3	Discussion of Related Work	81
4.5	Arbitrary Caching Networks	81
4.5.1	Congestible Links and Non-linear Objectives	81
4.5.2	Multihop Routing	86
4.5.3	Discussion of Related Work	87
5	Online Bipartite Caching	89
5.1	Introduction to Online Bipartite Caching	89
5.1.1	System model	89
5.2	Online Bipartite Caching: Statement & Formulation	91
5.2.1	Cache Utility	91
5.2.2	Problem Formulation	91
5.2.3	Problem Properties	93
5.3	Bipartite Supergradient Caching Algorithm	94
5.3.1	Optimal Routing	94
5.3.2	Optimal Caching - BSCA Algorithm	95
5.3.3	Performance of BSCA	98
5.3.4	Choosing the Step Size	99
5.4	Model Extensions and Performance	99
5.5	Discussion of Related Work	102
6	Asymptotic laws for caching networks	103
6.1	Analysis of Large Caching Networks	104
6.1.1	Capacity Optimization	105
6.1.2	Asymptotic Laws for Zipf Popularity	108
6.2	Discussion of Related Work	110

Chapter 1

Introduction

Storage resources and caching techniques permeate almost every area of communication networks today. In the near future, caching is set to play an important role in storage-assisted Internet architectures, information-centric networks, and wireless systems, reducing operating and capital expenditures and improving the services offered to users. In light of the remarkable data traffic growth and the increasing number of rich-media applications, the impact of caching is expected to become even more profound than it is today. Therefore, it is crucial to design these systems in an optimal fashion, ensuring the maximum possible performance and economic benefits from their deployment. To this end, this article presents a collection of detailed models and algorithms, which are synthesized to build a powerful analytical framework for caching optimization.

1.1 Historical background and scope

The term *cache* was introduced in computer systems in 1970s to describe a memory with very fast access but typically small capacity. In computer applications, memory access often exhibits locality, i.e., the majority of requests are related to memory blocks in a specific area known as *hot spot*. By replicating these hot spots on a cache it is possible to accelerate the performance of the entire memory system. One of the most important first problems in this context was to select which memory blocks to replicate in order to maximize the expected benefits. The design of such *caching policies* remains as one of the main challenges in caching systems and several important results were developed in the early era of computer systems, for instance the optimality of the oracle MIN policy [27].

The above caching idea was later applied to the Internet. As the population of users was growing fast in 1990s, the classical client-server connection model became impractical since all content requests (for web pages, in particular) were routed to few central servers. This was creating server congestion leading to an unsustainable network, and the idea of using *Internet caches* was proposed to address this issue. Mimicking the computer cache, an Internet cache is deployed closer to end users and replicates certain web pages. Given the content popularity skewness, i.e., few pages attracting the majority of requests, even small caches can have impressive performance benefits by storing only subsets of the web pages. Indeed, it soon became clear that *web caching* reduces the network bandwidth usage and server congestion, and improves the content access time for users. The caching policy design is a more intricate problem in these interconnected web caches, and decisions such as content routing and cache dimensioning must be jointly devised.

The last few years we witness a resurgence of interest in caching in the domain of wireless networks. The expansive growth of mobile video traffic in conjunction with exciting developments — like

the use of *coding techniques* — have placed caching at the forefront of research in wireless communications. There is solid theoretical and practical evidence today that memory can be a game-changer in our efforts to increase the effective throughput and other key performance metrics, and there are suggestions for deploying caches at the network core, the base stations or even the mobile devices. At the same time, novel services which involve in-network computations, require pre-stored information (e.g., various machine learning services), or are bounded by low latency operation constraints, can greatly benefit from caching. In fact, many caching enthusiasts argue that such services can only be deployed if they are supported by intelligent caching techniques.

Amidst these developments, it is more important than ever to model, analyze, and optimize the performance of caching systems. Quite surprisingly, many existing caching solutions, albeit practical, have not been designed using rigorous mathematical tools. Hence, the question of whether they perform optimally remains open. At the same time, the caching literature spans more than 40 years, different systems and even different research communities, and we are lacking a much-needed unified view on caching problems and solutions. This article aspires to fill these gaps, by presenting the theoretical foundations of caching and the latest conceptual and mathematical advances in the area. We provide detailed technical arguments and proofs, aiming to create a stable link between the past and future of caching analysis, and offer a useful starting point for new researchers. In the remainder of this chapter, we set the ground by discussing certain key caching systems and ideas, and explain how the contents of this monograph are organized.

1.2 The content delivery network

A central idea in caching systems is the *Content Delivery Network*. CDNs consist of (i) the origin server; (ii) the caches; (iii) the backbone network; and (iv) the points of ingress user traffic. The origin server is often deployed at a remote location with enormous storage capabilities (e.g., a datacenter), and stores all the content items a user of this service might request, i.e., the content *catalog*. The caches are smaller local server installations, which are distributed geographically near demand, and are connected with the backbone network. Before CDNs, the users would establish TCP connections with the origin server in order to obtain the content items. In CDNs however, these TCP connections are redirected to caches, which can serve only the items that are already locally replicated. Apart from content caching, modern CDN systems perform traffic optimization, offer *Quality of Service* (QoS), and protect from *Denial of Service* (DoS) attacks. However, in this article we will focus on the aspect of content caching, and specifically on the intelligence involved in orchestrating the caching operations.

An iconic CDN system is the “Akamai Intelligent Platform”, see [175] for a detailed description. Akamai was one of the most prominent CDN providers in the booming Internet era of 2000s, and today is responsible for delivering 20% approximately of the overall Internet traffic. Its 216K caching servers are dispersed at network edges offering low-latency content access around the globe. The Akamai model was designed to intercept http traffic using a DNS redirect: when a user wants to open a website with the http protocol, it would first contact the local DNS server to recover the IP of the origin server. The intelligent platform replaces the DNS entry with the IP of an Akamai cache containing the requested content, and hence the http request is eventually served by that cache. The intelligent operations are handled by the *mapping* system, which decides where to cache each content item, and accordingly maps DNS entries to caches. Although the mapping system is effectively deciding the placement of content, the local caches are also operated with reactive policies such as the famous LRU and its variants.

Benefits of caching

The replication of few popular contents can significantly **reduce the traffic at the backbone network**. When a requested content is available at a nearby cache (an event called *hit*), the user request is redirected to the path that connects it with that cache instead of the origin server. Therefore, caches are often scattered around the network to minimize the geodesic distance, and/or network hops, from potential requesters. Previous research has investigated solutions for the optimal placement of servers, e.g., [193], and the sizing of cache storage, called dimensioning of caches [133]. Since more hits mean less network traffic, an important criterion for deploying caches is the increase of the *cache hit ratio*. Related mathematical optimization problems in this context include the choice of the eviction policy, i.e., the dynamic selection of the contents that are evicted from an overflowing cache [212], as well as the strategic content placement for cache collaboration [26]. Typically, different such policies are combined to optimize the transportation of Internet traffic and make CDNs profitable.

Another benefit of caching is **latency reduction**, i.e., the decrease of elapsed time between the initiation of a request and the content delivery. Typically, the latency improvement is attributed to cutting down propagation latency. Packets traversing a transcontinental link, for example, may experience latency up to 250msec due to the speed-of-light limitation [211]. Given that each TCP connection involves the exchange of several messages, it might take seconds before a requested content is eventually delivered over such links. These large latencies are very harmful for e-commerce and other real-time applications, and their improvement has been one of the main market-entry advantages of CDNs. Indeed, when a user retrieves contents from a nearby cache, the distance is greatly reduced, and so is the propagation time that delays the content delivery. Nevertheless, latency optimization in caching systems is an intricate goal, and there are some notable misconceptions.

Firstly, in most applications latency effects smaller than 30msec do not impact the user experience. Hence, one needs to be cautious in increasing the infrastructure costs in order to achieve faster delivery than this threshold. In other words, when it comes to latency criteria, a single local cache often suffices to serve a large metropolitan area. Secondly, regarding video content delivery, the latency requirements apply only to the first video chunks and not on the entire file. Delivering fast the first chunks and then exploiting the device's buffer is adequate for ensuring smooth reproduction even if the later video segments are delivered with higher latency. Finally, several low latency applications, such as reactive virtual reality, vehicular control, or industrial automation, cannot typically benefit from caching since their traffic is not reusable. Nevertheless, we note that there are scenarios where one can exploit caching (e.g., using proactive policies) in order to boost the Quality-of-Service performance of such demanding services.

Another important effect of web caching is that it **balances the load of servers**. For example, the Facebook Photo CDN leverages web browser caches on user devices, edge regional servers, and other caches in order to reduce the traffic reaching the origin servers. Notably, browser caches serve almost 60% of traffic requests, due to the fact that users view the same content multiple times. Edge caches serve 20% of the traffic (i.e., approximately 50% of traffic not served by browser caches), and hence offer important off-network bandwidth savings by serving locally the user sessions. Finally, the remaining 20% of content requests are served at the origin, using a combination of slow back-end storage and a fast origin-cache [115]. This CDN functionality shields the main servers from high load and increases the scalability of the architecture. Note that the server load is minimized when the cache hits are maximized, and hence the problem of server load minimization is equivalent to cache hit maximization. Therefore, in the remaining of this article we will focus on hit maximization, as well as bandwidth and latency minimization.

1.3 Wireless caching

Caching has also been considered for improving content delivery in wireless networks [184]. There is growing consensus that network capacity enhancement through the increase of physical layer access rate or dense deployment of base stations is a costly approach, and also outpaced by the fast-increasing mobile data traffic [59]. Caching techniques promise to fill this gap, and several interesting ideas have been suggested to this end: (i) deep caching at the evolved packet core (EPC) in order to reduce content delivery delay [233]; (ii) caching at the base stations to alleviate congestion in their throughput-limited backhaul links [103]; (iii) caching at the mobile devices to leverage device-to-device communications [101]; and (iv) coded caching for accelerating transmissions over a broadcast medium [158].

Recently developed techniques that combine caching with coding demonstrate revolutionary *goodput* scaling in bandwidth-limited cache-aided networks. This motivated researchers to revisit the fundamental question of how memory “interacts” with other types of resources. The topic of *coded caching* started as a powerful tool for broadcast mediums, and led towards establishing an information theory for memory. Similarly, an interesting connection between memory and processing has been identified [151], creating novel opportunities for improving the performance of distributed and parallel computing systems. These lines of research have re-stirred the interest in joint consideration of bandwidth, processing and memory resources, and promise high performance gains.

Furthermore, the advent of technologies such as Software-Defined Networking (SDN) and Network Function Virtualization (NFV) create new opportunities for leveraging caching. Namely, they enable the fine-grained and unified control of storage capacity, computing power and network bandwidth, and allow a flexible deployment of in-network caching services in time and space. This gives rise to the new concept of content-centric network architectures that aspire to use storage and caching as a means to revolutionize the Internet, as well as new business models are emerging today as new players are entering the content delivery market. Service providers like Facebook are acquiring their own CDNs, network operators deploy in-network cache servers to reduce their bandwidth expenditures, and content providers like Google, Netflix, and Amazon use caches to replicate their content world-wide. Interestingly, smaller content providers can buy caching resources on the cloud market to instantiate their service *just in time and space*. These novel concepts create, unavoidably, new research questions for caching architectures and the caching economic ecosystem, and one of our goals in this document is to provide the fundamental underlying mathematical theories that can support research in these exciting directions.

1.4 Structure

In this section we provide a quick summary of the article, serving both as a warm-up for reading the entire article, as well as a map with directions to specific information.

We begin in **Chapter 2** with a detailed treatment of content popularity, a key factor for the performance of caching policies. We first explain the power-law popularity model, and how we can infer its parameters from a given dataset, and then use it to determine the optimal cache size. We define the *Independence Reference Model* (IRM) for describing a request generation process. IRM is a widely used model for caching analysis, but it has limited accuracy since it fails to capture correlation effects between requests, namely *temporal and spatial locality*. We discuss the state-of-the-art mathematical models which are more accurate than IRM in that respect, but also more difficult to use in practice. For the case of temporal correlations, we provide the optimal rule for

popular/unpopular content classification that maximizes cache performance.

In **Chapter 3** we explore the realm of *online eviction policies*. A single cache receives content requests and we must design a rule for evicting a content when the cache overflows. The design of eviction policies is an equally challenging and important problem, and we present the key theoretical results in this domain. We begin with the case where requests are arbitrary: an oracle policy — known as “Belady” — is shown to achieve the maximum number of hits under any request sequence, or sample path. This policy requires knowledge of the future requests, and therefore it is useful only as a benchmark. Using the Belady policy we prove that the “Least Recently Used” (LRU) rule provides the best competitive performance among all online policies, i.e., those that do not know the future. Then, for stationary IRM requests the “Least Frequently Used” (LFU) rule is the optimal, as it estimates (the considered static) content popularity using the observed frequencies. We also study the *characteristic time* approximation, with which we obtain the performance of LRU for stationary requests, as well that of *Time To Live* (TTL) caches which allow to optimally tune individual content hit probabilities. Last, we depart from the stationary assumption and take a model-free approach inspired by the Machine Learning framework of *Online Convex Optimization*. We present an adaptation of the Zinkevich’s online gradient policy to the caching problem, and show that it achieves the optimal *regret*, i.e., the smallest losses with respect to the best static cache configuration with complete future knowledge.

In **Chapter 4** we study caching networks (CNs), i.e., systems where multiple caches are interconnected via a network graph. Here, we focus on *proactive caching* policies which populate the caches based on expected, i.e., estimated, demand. In CNs, the designer needs to decide where to cache each content item (caching policy), how to route the content from caches to the requesters (routing policy), and often decisions such as the dimensioning of the different caches and network links. Therefore, we start the chapter by explaining this general *CN design and management problem*. This is a notoriously hard problem, that cannot be solved optimally for large CNs and content libraries. To gain a better understanding into the available solution methodologies, we survey a number of key subproblems: (i) the *cache dimensioning* problem where we decide where to place storage in the network; (ii) the *content caching* in bipartite and tree graphs; and (iii) the *joint content caching and routing* problem in general graphs. Although these are all special cases of the general CN problem, they are governed by significantly different mathematical theories. Therefore, our exposition in this chapter serves to clarify where each mathematical theory applies best, and how to get a good approximate guarantee for each scenario.

In the following **Chapter 5** we take an approach that combines the two previous chapters. Here we study a CN where the content popularity is unknown, and therefore the objective of the chapter is to design an CN eviction & routing policy that at the same time learns the content popularity, decides in an online manner what to cache, and in a reactive manner how to route the content to the requestor. Our approach is also a generalization of the Online Gradient Ascent (OGA) explained in Chapter 3. We show that a policy that takes a step in the direction of a subgradient of the previous slot utility function can provide “no regret” in the CN case as well. However, finding a subgradient direction is a much more complicated than the gradient of Chapter 3, and hence we provide directions as to cast this problem as a Linear Program.

In the last **Chapter 6** we examine a scaling network of caches, arranged in a square grid. We relax the original combinatorial problem and obtain a relaxed solution via convex optimization, shown to be of the same order of performance with the actual integral. The chapter includes detailed results about the sustainability of networks aiming to deliver content in different regimes of (i) network size, (ii) catalogue size, and (iii) cache size.

Chapter 2

Content popularity

Managing a cache effectively requires deep understanding of content popularity and the principles underlying the content request sequences. This chapter introduces basic concepts, presents the important IRM request model with power law popularities, and then proceeds with more detailed models that capture time and space correlations.

2.1 Introduction to caching-related terms

We begin with a few terms that will be useful across the entire article. A piece of reusable information is called a *content*. Examples of contents include YouTube videos, Netflix movies, music files, Facebook pictures, http web pages, documents, news feeds, etc. On the other hand, examples of non-reusable information include VoIP calls, teleconference, sms, and control signaling which are not relevant to caching. Fortunately, reusable contents account today for 80% of the total Internet traffic [58]. This makes caching extremely relevant for communication networks and content delivery platforms.

Definition 2.1 (Content catalog): *We consider a set of contents $\mathcal{N} = \{1, 2, \dots, N\}$, called the catalog. The size of the catalog is $N = |\mathcal{N}|$.*

For simplicity we assume that all contents are of equal size, unless otherwise stated.¹ Sometimes we measure the catalog size in Bytes (B), with the understanding that N can be recovered if we divide with the file size. The catalog, and its size, depend on the application. For instance, the catalog of videos in a Video-on-Demand (VoD) application is in the order of TBs (10^{12} Bs), while it is estimated that the total catalog of the Internet has surpassed 10^{24} Bs [113, 181].

Due to memory limitations, a cache can typically store only a subset of the catalog $\mathcal{M} \subset \mathcal{N}$, and we denote with $M = |\mathcal{M}|$ the total number of contents that fit in the cache. The ratio $\gamma = M/N \in [0, 1]$ is the fraction of catalog that can be cached, called the *relative cache size*. The value of γ affects the cache performance. Ideally, we would like γ to be as large as possible, since $\gamma = 1$ means that we can cache the entire catalog, and therefore satisfy all possible requests.

However, in most applications γ is very small. For example, YouTube’s catalog grows by roughly 30PB every year, and the standing estimate today is 300PB. On the other hand, the Global Google Cache system — used to cache YouTube videos — is based on disk arrays with estimated size 200TB. Related figures for Facebook catalog [2], Facebook photos [115], and Netflix [1] are summarized in

¹Capturing varying sizes in the analysis is possible and interesting, see [45, 85]; and we present some examples in Chapter 4.

Table 2.1. We see that the cache size is in most cases much smaller than the catalog. However, a small cache may be useful due to the fact that some contents are very popular and may be requested very frequently. Hence caching may be effective even for small γ . To shed more light into this possibility, this chapter studies the properties of content popularity, defined as follows.

Application	Catalog Size N (TB)	Cache Size M (TB)	$\gamma = M/N$
Small CDN	10	1	0.1
Netflix	314	200+	0.63
Torrents file sharing	1.5×10^3	40	2.6×10^{-2}
Youtube	3×10^5	200+	0.5×10^{-3}
Facebook (photos)	1.5×10^3	300	0.2
Facebook (total)	3×10^5	300	10^{-3}
The Internet	3×10^8	—	—

Table 2.1: Catalog estimates and cache sizes of popular applications (source: web 2019).

Definition 2.2 (Content popularity): Consider the probability distribution (p_n) over the set \mathcal{N} , where p_n expresses how likely it is that a request is issued for content n . The probability p_n is called the popularity of content n .

2.2 Power law popularity

In this section we ask the question: what is a “good model” for the distribution (p_n) ? Where a good model should capture reality and facilitate mathematical analysis and optimization.

2.2.1 Zipf’s law

The frequency of words appearing in text is a well-studied topic in the field of statistical linguistics [161]. Zipf’s law specifies that given a text of natural language, the probability we encounter a word is inversely proportional to its rank in the frequency table. We write,

$$p_n \propto n^{-1}, \quad n = 1, \dots, N,$$

which means that p_1 is the popularity of the most frequent word, p_2 that of the second most frequent, etc., and the Zipf law governs the relation between all popularities, i.e., the distribution (p_n) . For example, the popularity ratio of the most frequent word “the” over the 2nd most frequent “be” is exactly $p_1/p_2 = 2$.

The reason why power laws appear in natural systems has been a topic of extensive study. Links have been made to: mixtures of exponential distributions [77], scale-invariance [52] and invariance under aggregation [77], random division of elements into groups [17], and others mentioned in [186]. Sometimes the connection between the rules of the underlying system and the formation of power laws remains unexplained [167, 186]. Nevertheless, the frequency with which power laws appear in experimental data is too striking to be ignored. Hence, it is not surprising that Zipf models are used to emulate content requests and perform mathematical optimization. Besides, as statistician George Box once said, “*All models are wrong, but some models are useful*” [42].

2.2.2 Evidence of Zipf's law in the Internet

Extensive traffic measurements have revealed that the popularity of requests for Internet content (web pages, music, video, etc.) exhibits a Zipf behavior, see [43]. A significant difference from word frequencies in texts is that the content popularity p_n is not always inversely proportional to rank, but a different exponent may be observed: the distribution is written as $p_n \propto n^{-\tau}$, where τ sets the rate of popularity decline. For $\tau \rightarrow 0$, we recover the discrete uniform distribution, where all contents are equally popular. For $\tau = 1$, we recover the Zipf's law. Taking the logarithm in both sides produces $\log p_n \propto -\tau \log n$, hence a log-log popularity/rank plot is a line with negative slope equal to τ . Larger values of τ result in steeper slopes, and hence more skewed popularity distributions. One can observe evidence of power law in a dataset by looking at the log-log plot of the observed empirical frequencies, as in Fig. 2.1.

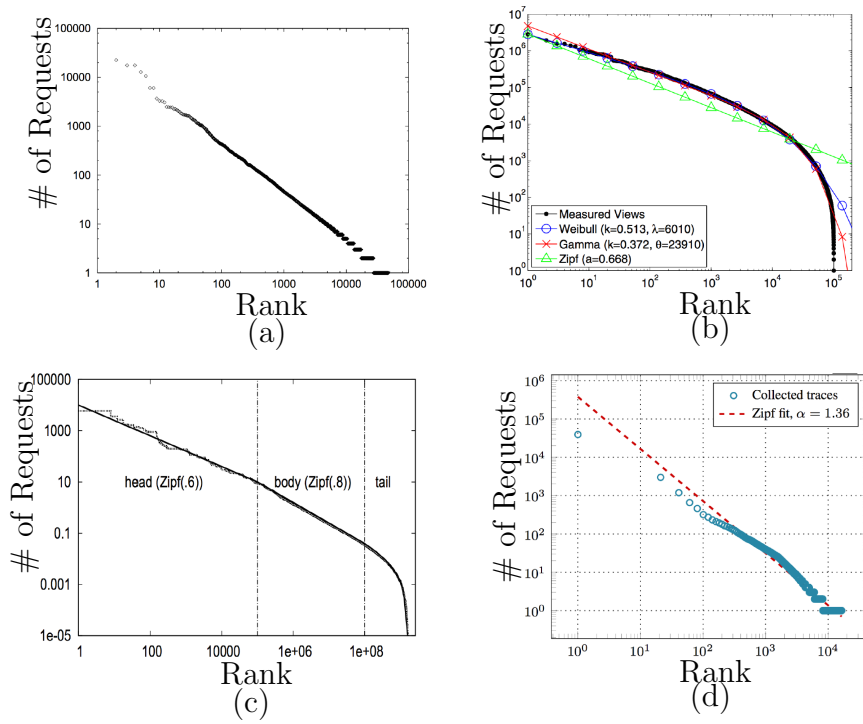


Figure 2.1: Log-log plots of number of content requests versus rank, showing evidence of power law popularity in different applications. (a) www documents [43] (1999), (b) YouTube videos [55] (2008) (c) p2p torrents [198] (2013), and (d) http requests in mobile operator [22] (2015).

Since (p_n) is a distribution, and hence $\sum_{n=1}^N p_n = 1$, the power law distribution is given by

$$p_n = \frac{n^{-\tau}}{\sum_{j=1}^N j^{-\tau}}, \quad n = 1, \dots, N, \quad (2.1)$$

where the denominator is the truncated zeta function $H_\tau(N) \triangleq \sum_{j=1}^N j^{-\tau}$ evaluated at τ , also called the N^{th} τ -order generalized harmonic number. Although this sum does not have a closed form, we provide below a useful approximation.

Approximation of generalized harmonic number.

$\sum_{j=m}^n j^{-\tau} = H_{\tau}(n) - H_{\tau}(m)$ using integrals:

First for $n \geq m \geq 0$ we bound the sum

$$\int_m^n (x+1)^{-\tau} dx \leq H_{\tau}(n) - H_{\tau}(m) \leq 1 + \int_{m+1}^n x^{-\tau} dx, \Rightarrow$$

$$\begin{cases} \frac{(n+1)^{1-\tau} - (m+1)^{1-\tau}}{1-\tau} \leq H_{\tau}(n) - H_{\tau}(m) \leq \frac{n^{1-\tau} - (m+1)^{1-\tau}}{1-\tau} + 1, & \text{if } \tau \neq 1, \\ \ln \frac{n+1}{m+1} \leq H_{\tau}(n) - H_{\tau}(m) \leq \ln \frac{n+1}{m+2}, & \text{if } \tau = 1. \end{cases}$$

Also, setting $m = 0, n = N$ we obtain:

$$\frac{(N+1)^{1-\tau} - 1}{1-\tau} \leq H_{\tau}(N) \leq \frac{N^{1-\tau} - 1}{1-\tau} + 1, \text{ if } \tau \neq 1. \quad (2.2)$$

If N is large, we then have the following approximation:

$$H_{\tau}(N) \approx \begin{cases} \frac{N^{1-\tau}}{1-\tau}, & \text{if } \tau < 1, \\ \log N, & \text{if } \tau = 1, \\ \frac{1}{\tau-1}, & \text{if } \tau > 1. \end{cases} \quad (2.3)$$

As Fig. 2.2 shows, the approximation error is very small for all values of τ as N becomes large, while it is typically larger near $\tau = 1$. Also, as N increases, the approximation error diminishes.

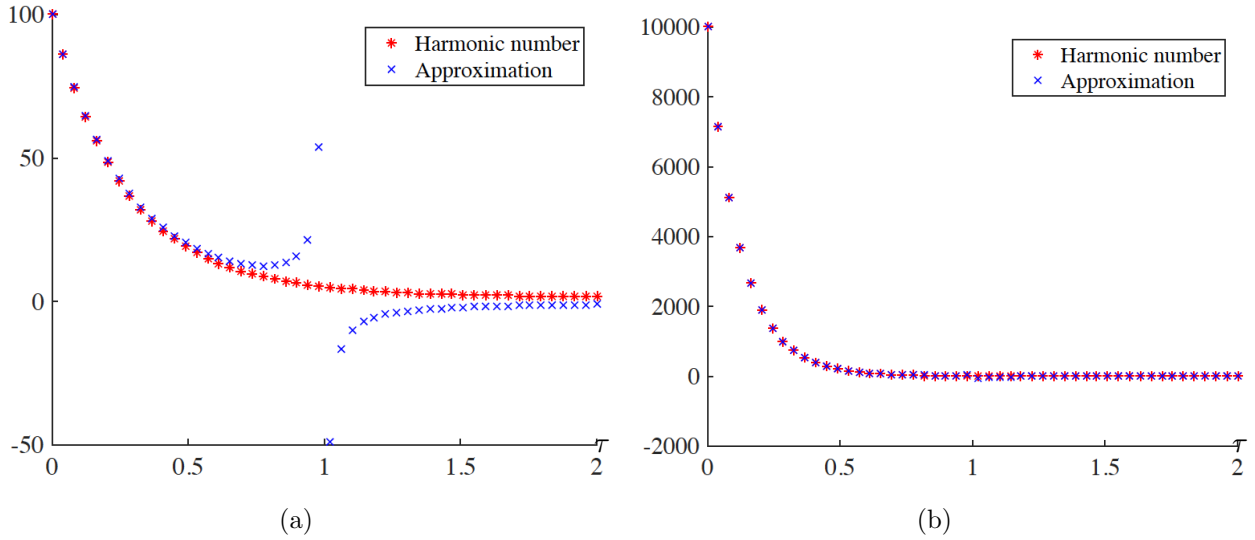


Figure 2.2: Approximation (2.3) versus actual value of the generalized harmonic number. Parameters: $\gamma = 0.1$, (left) $M = 10^2, N = 10^3$, (right) $M = 10^4, N = 10^5$.

2.2.3 Hit probability maximization

We present here a toy one-cache optimization problem and its solution, in order to understand how the popularity model affects the analysis of caching systems. We draw one request for a content randomly from the catalog, and define the hit probability as follows.

Definition 2.3 (Hit probability): *The random event $A =$ “the requested content is cached” is called a hit. The probability of A is called hit probability.*

The hit probability is indicative of the fraction of requests that is served by the cache. Since we would like to serve as many requests from the cache as possible, one way to optimize system performance is to decide which contents should be cached in order to maximize hit probability. This procedure is described next.

We introduce decision variables $y = (y_n \in \{0, 1\} : n = 1, \dots, N)$, where $y_n = 1$ if we decide to cache content n , and $y_n = 0$ otherwise. Due to the limited cache size $M < N$, a *feasible* decision must satisfy the constraint $\sum_{n=1}^N y_n \leq M$. Conditioning on the request of content n , the hit probability is computed by $h(y, M) = \sum_{n=1}^N y_n p_n$, when the decision y is taken. Overall, we are interested in the question “which feasible decision y will maximize hit probability?”, which is answered by the following optimization problem.

Hit Probability Maximization

$$h(y^*, M) = \max_{y \in \{0,1\}^N} \sum_{n=1}^N y_n p_n \quad (2.4)$$

$$\sum_{n=1}^N y_n \leq M. \quad (\text{cache size constraint})$$

We may solve the above optimization problem by inspection: set $y_n = 1$ for the M contents with greatest probability, and zero otherwise. This solution is also known as “cache the most popular” contents. Hence, assuming w.l.o.g. that the contents are ordered in non-increasing popularity (i.e. $p_1 \geq \dots \geq p_N$), the maximum hit probability is given by $h(y^*, M) = \sum_{n=1}^M p_n$. When popularities are power-law with exponent τ ,

$$h(y^*, M) = \sum_{n=1}^M p_n = \sum_{n=1}^M \frac{n^{-\tau}}{\sum_{j=1}^N j^{-\tau}} = \frac{\sum_{n=1}^M n^{-\tau}}{\sum_{n=1}^N n^{-\tau}} = \frac{H_\tau(M)}{H_\tau(N)},$$

and we may employ the approximation of $H_\tau(i)$ in (2.3) to obtain an approximation of the maximum hit probability

$$h(y^*, M) \approx \begin{cases} \left(\frac{M}{N}\right)^{1-\tau} = \gamma^{1-\tau} & \text{if } 0 \leq \tau < 1 \\ \frac{\ln M}{\ln N} = 1 - \frac{\ln \gamma^{-1}}{\ln N} & \text{if } \tau = 1 \\ 1 & \text{if } \tau > 1. \end{cases} \quad (2.5)$$

Fig. 2.3 shows the maximum hit probability comparing the actual value (found numerically by evaluating the sums) with the closed-form approximation of (2.5). We see that the approximation is very accurate, while an error is introduced when $\tau \approx 1$ which decreases as M or N increase.

Observe that in the common case where $\tau < 1$, the maximum hit probability can be approximated by the expression $\gamma^{1-\tau}$. The cache performance depends on the relative cache size γ and the power law exponent τ . In the next section, we will discuss in detail how these parameters can be estimated in real systems.

2.2.4 Fitting the power law model to data

One of the most important design problems in caching is the problem of *cache dimensioning*, where we must decide the cache size M that is appropriate for a specific system. Given storage costs, data transfer costs, and traffic estimation, the cache dimensioning problem aims to tune the cache size for

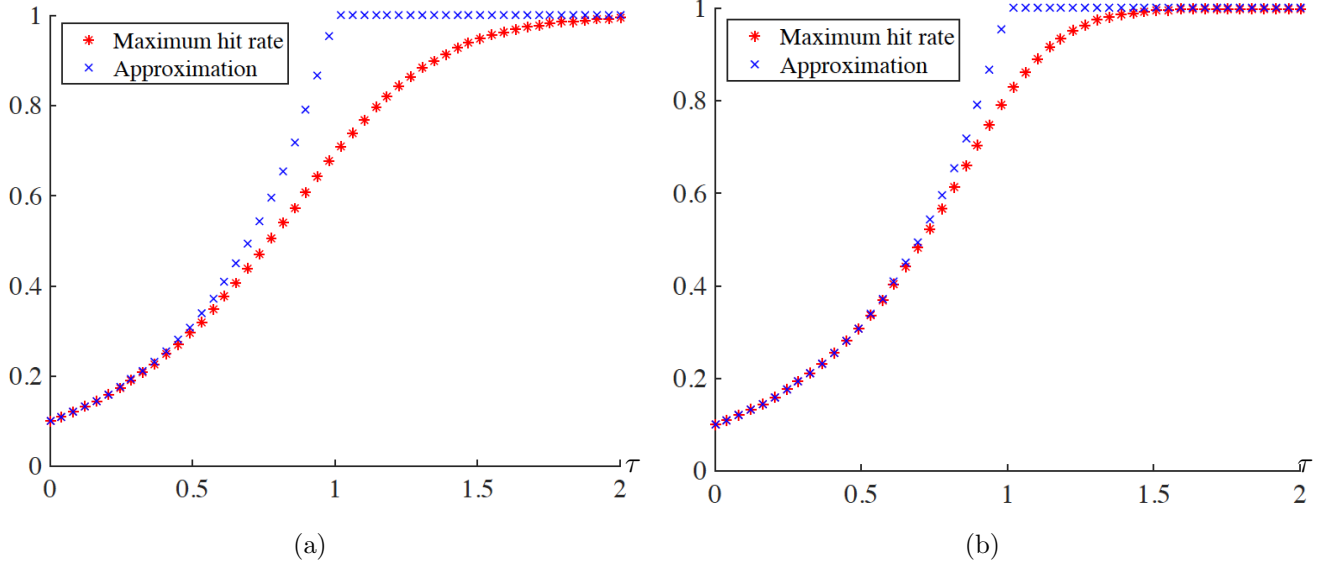


Figure 2.3: Maximum hit probability: approximation versus actual value. Parameters: $\gamma = 0.1$, (a) $M = 100$, (b) $M = 10000$.

cost minimization. In the example of one cache, this can be done via the function $h(y^*, M)$ which provides an estimate of the cache efficiency for a certain value of M . However, as we saw above, this estimation requires knowledge about the Zipf law exponent τ . Namely, we would like to determine an exponent τ^* that would accurately reproduce the observed system behavior in terms of content requests. Inferring the parameters of a distribution from data is known as *statistical inference*, and in this section we focus on highlighting some subtle points that appear in the inference of the power law exponent.

In practice, engineers sample a dataset with requests from the said system during peak-demand and then analyze it statistically. In this subsection, we discuss how τ^* can be extracted from such a dataset. Throughout the section we assume that the samples are drawn independently from a distribution (p_n) , $p_n \propto n^{-\tau}$ with unknown τ , and we explain how to compute the parameter τ_{MLE}^* that best fits the samples in a maximum likelihood sense.

A few remarks are in order. First, we note that in general the popularity distribution changes over time. Our assumption in this section of fixed distribution is meaningful only when the dataset is collected in a reasonably small time interval. If we knew there are time correlations, we could use this knowledge to improve our estimate further; this approach is explained in section 2.3.2 where we study temporal locality. Second, in practice it is common to fit data to a power law using the graphical method, where one simply plots the log-log requests versus rank and then decides a value for τ that approximates the curve. Unfortunately, such graphical analysis can be grossly erroneous [100, 61]. Wrong estimates for τ may lead us to wrong decisions about cache dimensioning. Therefore, we present a rigorous approach of fitting the data to a power law by means of maximizing the log-likelihood function [100]. We mention that similar conclusions can be reached using the linear least squares method, albeit at a higher error [24].

We begin with a dataset $X = (x_i \in \mathcal{N} : i = 1, \dots, K)$, where the i^{th} datum x_i is the id of one of the contents in the catalog; for instance we have in mind the YouTube dataset from [241]. For a single datum x_i we denote with $\ell(x_i; \tau)$ the likelihood that x_i is generated from a power law model

with exponent τ , and

$$\ell(x_i; \tau) = n^{-\tau} / H_\tau(N), \quad \text{iff } x_i = n.$$

The likelihood function is multiplicative over the data in the dataset. Hence, for a dataset $X = (x_1, \dots, x_K)$ with K samples, the likelihood function is

$$\ell(X; \tau) = \prod_{i=1}^K \ell(x_i; \tau).$$

Definition 2.4 (Empirical frequency): For a sequence of requests, the empirical frequency of content n is the ratio:

$$f_n = \frac{\text{Number of requests for content } n}{\text{Total number of requests}}.$$

Disregarding the constant of total number of requests, we can simply write:

$$\ell(X; \tau) = p_1^{f_1} p_2^{f_2} \dots p_N^{f_N}, \quad \text{where } p_n = n^{-\tau} / H_\tau(N).$$

The log-likelihood function $\Lambda(\tau) = \log \ell(X; \tau)$ is therefore:

$$\begin{aligned} \Lambda(\tau) &= \sum_{n=1}^N f_n \log(n^{-\tau} / H_\tau(N)) = \sum_{n=1}^N f_n (\log n^{-\tau} - \log H_\tau(N)) = \\ &= -\tau \sum_{n=1}^N f_n \log n - \log H_\tau(N) \end{aligned} \tag{2.6}$$

The log-likelihood function is preferred from likelihood because it leads to simpler calculations. Since the logarithm is a strictly increasing function, the maximization of both functions will lead to the same solution. The MLE we are seeking can be recovered by solving the optimization problem:

$$\tau_{\text{MLE}}^* = \arg \max_{\tau \geq 0} \Lambda(\tau). \tag{2.7}$$

The maximum likelihood estimator is *efficient* meaning that as the sample size increases, $K \rightarrow \infty$, it achieves the Cramér-Rao bound [195], and therefore it has the smallest mean squared error among all unbiased estimators. Solving (2.7) can be done in closed-form using the approximation (2.3) and computing the stationary point of $\Lambda(\tau)$. Alternatively, we may solve the maximization numerically. Fig. 2.4 presents the results of the described method applied to the Youtube dataset of [241].

Unknown labels

A standard complication that arises in caching is the unavailability of content labels. Here, we use the term label to refer to *the actual index of a content in the underlying popularity distribution* (p_n). For instance, the content with popularity p_n has label n . When working with real traces we observe how many times a specific content is requested, but its actual label remains unknown. The content with label 100 and popularity p_{100} might appear less times than the content with label 99 and popularity p_{99} , due to limited size of our sample. Therefore, although $p_{99} > p_{100}$, it may be that

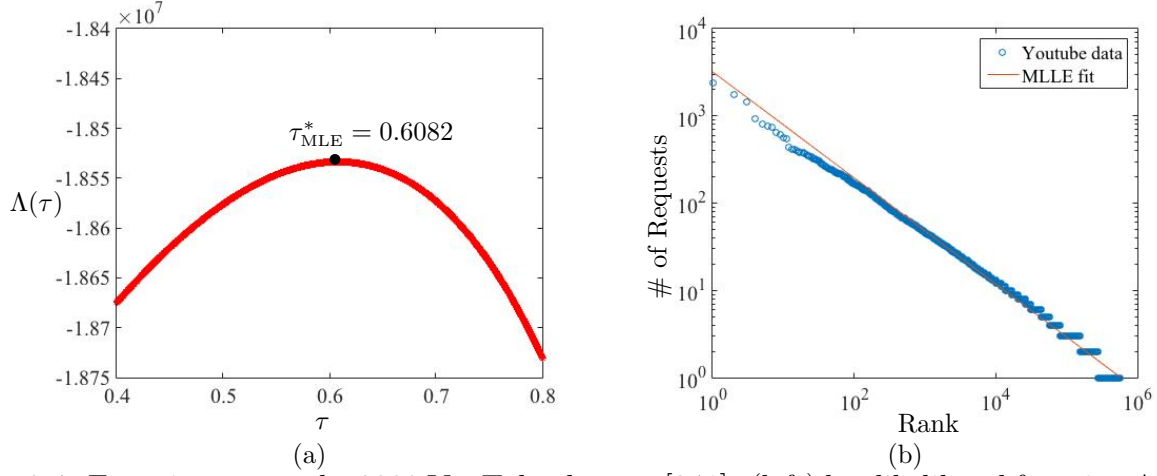


Figure 2.4: Experiments on the 2008 YouTube dataset [241]: (left) log-likelihood function $\Lambda(\tau)$, (right) log-log plot of ranked requests and MLE power-law vs rank.

$f_{99} < f_{100}$. When the dataset is unlabelled with respect to the underlying popularity distribution one possibility is to adapt the maximum likelihood estimation as follows: (i) we rank the empirical frequencies in decreasing order such that $f_{\sigma(1)} \geq \dots \geq f_{\sigma(N)}$, (ii) we *assume* that the ranked frequency $f_{\sigma(n)}$ corresponds to label n , and (iii) we infer the power law exponent with the above MLE method. However, the implicit assumption $\sigma(n) = n$ does not always hold in practice, and therefore the known guarantees for maximum likelihood do not apply. We provide an example below.

Fitting unlabeled data with MLE. We create 1.46m samples from a power law distribution with exponent $\tau = 0.6082$, and catalog size $N = 566k$ (same parameters as in the Youtube dataset but ficticiously generated data). Then we extract from the samples three different empirical frequency vectors:

- (f_n^1) is ranked according to the actual labels of p_n ,
- (f_n^2) is permuted so that $f_1^2 \geq \dots \geq f_N^2$, and
- (f_n^3) is same as (f_n^2) but limited to the first 1000 elements (head of the ranked frequencies).

The vectors are then used to produce the maximum loglikelihood estimates of the power law exponent; we find $\tau_{MLE}^1 = 0.6078$ (0.06% relative error), $\tau_{MLE}^2 = 0.6406$ (5.32% relative error), $\tau_{MLE}^3 = 0.6050$ (0.52% relative error). Fig. 2.5 shows log-log requests vs rank plots in all cases.

While the labelled MLE has a very small relative error (0.06%) as expected, the example shows that the ranking of frequencies leads us to erroneous estimation (5.32% relative error). The reason is the permutation of the labels at the tail of the distribution. Indeed, we can obtain better accuracy if we restrict the fitting to the head of the ranked empirical frequencies (0.52% relative error). While the tail is very noisy, the head & body of the labelled frequencies and the ranked frequencies are similar, leading to better estimates; this approach is called “trust your body” in [169]. A different approach to inference of unlabeled data is given in [176], where the authors assume that the popularity of each content is itself a random variable with the same power-law distribution.

Observed values of τ

We summarize literature measurements of τ in Table 2.2. Evidently, the power law model is fitted in many different scenarios over the years, but each application — or even each dataset — fits a

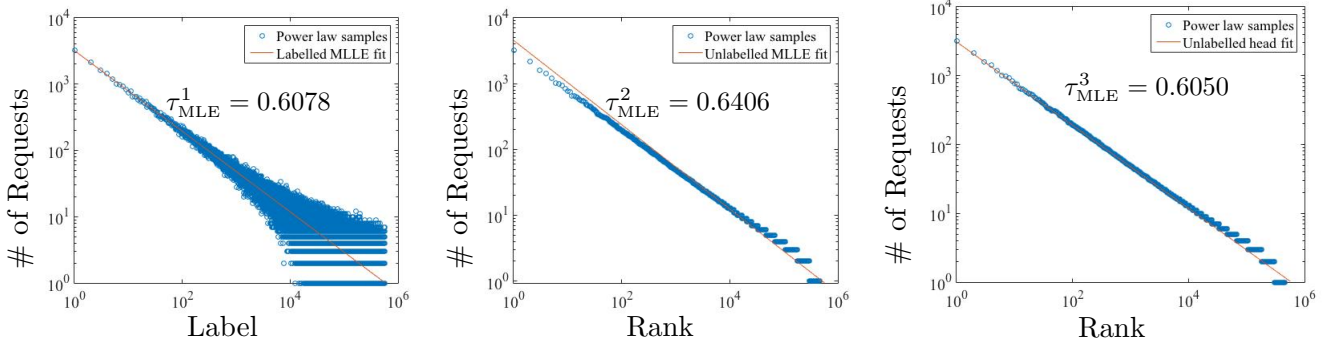


Figure 2.5: Generated power law data with $\tau = 0.6082$, catalog $N = 566k$ and $1.46m$ samples. (left) MLE fit with the correct labels, (middle) MLE fit with ranked frequencies, (right) MLE fit of the head with ranked frequencies.

different value of τ . Therefore, our mathematical analysis should be parametric to the power law exponent τ , and adjustable to the application dataset. What if data are not available—what should be our choice of τ then? For visualizing results, it is customary to take $\tau \in \{0.6, 0.8, 1\}$, which are the most depictive values. Table 2.3 lists publicly available datasets for experimentation with request sequences and power-law popularity.

Reference	Value of τ	Year	Application
Cuhna et al. [64]	1	1995	Web traffic
Breslau et al. [43]	0.64 - 0.83	1999	Web traffic
Roadknight et al. [197]	0.64 - 0.91	1999	Web traffic (university proxy)
Padmanabhan et al. [180]	1.39 - 1.81	2000	Web traffic (MSNBC news)
Artlitt and Jin [10]	1.16	2000	Web traffic (1998 world cup)
Mahanti et al. [160]	0.74 - 0.84	2000	Web traffic
Adamic et al. [6]	1	2002	Web traffic (AOL)
Chu et al. [57]	0.58 - 0.64	2003	P2P (Gnutella & Napster)
Challenger et al. [49]	1	2004	Web pages (Japanese)
Wierzbicki [232]	1	2004	P2P (FastTrack)
Krashakov et al. [136]	0.92 - 1.09	2006	Web traffic (Russian)
Yamakami [235]	1 - 1.5	2006	Mobile web
Yu [238]	0.6	2006	VoD (China Telecom)
Gill et al. [94]	0.56	2007	Video (Youtube)
Cheng et al. [56]	0.54	2007	Video (Youtube)
Hefeeda et al. [112]	0.6 - 0.78	2008	P2P
Urdaneta et al. [224]	0.53	2009	Wikipedia
Kang et al. [129]	0.85	2009	Video (Yahoo)
Dan et al. [68]	0.6 - 0.86	2010	P2P (BitTorrent)
Traverso et al. [222]	0.7 - 0.85	2012	Video (Youtube)
Huang et al. [115]	0.7 - 1	2013	Photos (Facebook)
Imbreda et al. [116]	0.83	2014	Web traffic (French)
Zotano et al. [243]	1.09 - 1.87	2015	Web traffic (Spanish)
Bastug et al. [22]	1.36	2015	Mobile web (Turkish)
Hasslinger et al. [109]	0.5 - 0.75	2015	Wikipedia

Table 2.2: List of τ values from datasets.

Dataset	Ref.	Number of requests	Time span
Web proxy accesses	[45]	24M accesses	Aug '96 - Sep '96
Netflix movie ratings	[30]	100M movie ratings	Oct '98 - Dec '05
Anonymized URL requests	[165]	25B requests	Sep '06 - Mar '08
YouTube traces, UMass campus	[241]	1.5M requests	Jun '07 - Mar '08
top-1000 Wikipedia pages	[3]	34M requests	Oct '15 - Nov '15

Table 2.3: Publicly available datasets for caching experimentation.

2.2.5 Catalog estimation

The problem of cache dimensioning requires also the knowledge of catalog size N . While estimation of τ is commonly encountered in the literature, the catalog size estimation is often overlooked.² For a dataset X with K samples, the number of different observed contents is called the *visible catalog*, and has size:

$$N_K = |\{n \in \mathcal{N} | f_n(X) > 0\}|$$

which clearly depends on the dataset X , and its length. Using this notation, the true catalog size is N_∞ , and we have $N_\infty \geq N_K$.

Let E_j be the number of contents observed exactly j times in X , and let e_j denote its mean. We have,

$$E_j = \sum_{n=1}^{N_K} \mathbb{1}_{\{\text{content } n \text{ is requested } j \text{ times}\}}, \quad (2.8)$$

and taking expectations yields,

$$\begin{aligned} e_j(X) &= \sum_{n=1}^{N_K} \Pr[\text{content } n \text{ is requested } j \text{ times}] \\ &\stackrel{(a)}{=} \sum_{n=1}^{N_K} \binom{K}{j} p_n^j (1 - p_n)^{K-j}, \end{aligned}$$

where in (a) we have assumed that the samples are i.i.d. A mean estimator \hat{N}_∞ of the actual catalog N_∞ can therefore be obtained by

$$\hat{N}_\infty = N_K + e_0(X),$$

where recall that N_K is the size of the visible catalog and therefore easy to find by enumerating the unique ids in the dataset, and e_0 is the mean number of contents that are never requested, calculated as

$$e_0(X) = \sum_{n=1}^{N_K} \binom{K}{0} p_n^0 (1 - p_n)^{K-0} = \sum_{n=1}^{N_K} (1 - p_n)^K.$$

In summary, combining the calculation of $e_0(X)$ with the observable N_K , one can obtain an unbiased estimate of the true catalog size \hat{N}_∞ , which subsequently determines our estimate of γ and allows for correct cache dimensioning via $h(y^*, M)$.

²We would like to acknowledge our discussions with Dr. J. Roberts for this section.

2.3 Request sequences

So far we have considered a single isolated request, drawn randomly from the distribution (p_n) . This allowed us to discuss about content popularity, and introduce the optimization of hit probability. In this section, we will introduce the notion of the *request sequence*: a succession of content requests. Using the request sequence, we will investigate more intricate aspects of content popularity such as temporal and spatial correlations.

Definition 2.5 (Request sequence): *The request sequence $\mathbf{R} = (R_1, \dots, R_T)$ is a sequence of integers, where $R_t \in \mathcal{N}$ denotes the content id of the t^{th} request.*

We present next different models of request sequences.

2.3.1 Independent reference model

Definition 2.6 (IRM model): *A request sequence \mathbf{R} is called IRM if $(R_t)_{t=1,2,\dots}$ are i.i.d. random variables drawn from $(p_n)_{n=1,\dots,N}$.*

The term “independent” reflects the property of an IRM sequence that each random variable is drawn with distribution (p_n) independently of all others. The term “reference” is identical to the term “request” in our context. As a sequence of i.i.d. random variables, IRM represents a special case where each element of the sequence repeats the same random experiment, in which case the notion of hit probability continues to apply. In the next chapter we provide the hit probability analysis for several online caching policies under IRM.

Sometimes we define the request sequence in continuous time. The simplest extension in this direction is to consider a Poisson process whose points denote the requests. Each point of the Poisson process is *marked* with a value from $\{1, \dots, N\}$ denoting which content is requested. The marks are chosen randomly and i.i.d. from distribution (p_n) .

Definition 2.7 (Poisson IRM model): *A request sequence is called Poisson IRM if it is determined by the marks of an associated homogeneous Poisson process with intensity λ and random i.i.d. marks drawn from $(p_n)_{n=1,\dots,N}$.*

The intensity parameter λ defines how densely the different requests are spaced apart in time. We remark that the standard IRM model can be obtained from a Poisson IRM by discarding the inter-request time information and keeping only the (ordered) marks at the points of the process. When restricting attention to the marks, we may still use the notion of hit probability. For the associated continuous time process, we will later define the notion of *hit rate*, see discussion in Sec. 3.2.

IRM sequences are the simplest and most established models. They are often combined with a power law distribution (p_n) , thus yielding a one-parameter model (or two-parameter in case of a Poisson IRM), which is easy to fit. Past work validated IRM models, showing that they fit well real request traces obtained at the peak hour [43]. On the other hand, IRM sequences by design have no temporal or spatial correlations. Hence, if the actual data do exhibit such correlations, an IRM model will not capture them. We discuss next alternative models that capture temporal and spatial correlations.

2.3.2 Temporal locality

Past measurements have shown that content popularity exhibits temporal correlations. Specifically, the measurements show that the popularity of recent requests is higher than the popularity of past requests when these have the same empirical frequency. This phenomenon is called “temporal locality”, and it is particularly important for caching as it suggests that *we should not cache contents that are popular on average, but rather those that are popular locally in time*. Since IRM is i.i.d., it does not capture temporal correlations. In this section we focus on alternative request models.

Evidence of temporal locality in content requests dates back to web page requests in the 90s. For example, [8] attributed to temporal locality the hit probability discrepancy between dataset and generated data from a distribution with the same power-law exponent; [43] observed that the popularity of highly popular contents changes less often than that of the unpopular ones; and [222] explained how decaying popularity in YouTube videos affects cache hits. *In sum, content popularity is often time-varying, and this has a profound effect on hit probability and cache dimensioning.*

Regarding the span of temporal locality over time, a YouTube study from [220] confirms that correlations on time scales of a few hours can be ignored, as their impact on cache performance is negligible. Instead, the time scale of a few days up to weeks is deemed most significant. For example, Fig. 2.6 reproduced from [45], shows how the web proxy accesses evolve over time, and it is indicative of strong ephemerality. Recent accesses are 100 times more probable than those requested one day ago, and 1000 times that those last requested one week ago. Another work [109] demonstrated that requests of wikipedia articles have a rapid day-to-day change in popularity rank. In particular, measuring the fraction of contents in top- x popularities of a day and the previous, they find 76% for $x = 1000$ and only 54% for $x = 25$, meaning that half of the top 25 contents change from day to day. In conclusion, a caching analysis that extends beyond a few hours must take into account temporal correlations. This finding is particularly important for systems with few requests per unit time, where learning the evolving popularity might be very challenging.

In order to model temporal locality, we consider content request models with time-varying popularity distribution ($p_n(t)$). When designing such models we aim to fit well the observed correlations and maintain a simple model structure for easy fitting to the actual dataset, while ensuring mathematical tractability. In the literature, there exist several such models. We mention a few: [99] uses the theory of variations, [74] makes random replacements of contents in the catalog, and [177] uses a dependent Poisson model. Below, we describe in detail the Shot Noise Model (SNM) proposed in [222], which is also similar to the one independently proposed by [177].

The shot noise model

The main idea in SNM is to define the request sequence as a superposition of many independent *inhomogeneous* Poisson processes called shots, where each shot is associated to an individual content and describes the temporal profile of its popularity [222]. This is a natural generalization of the Poisson IRM model in the following sense. Recall that the Poisson IRM model is represented by a homogeneous Poisson process with intensity λ , where a Poisson point corresponds to a request for content n with probability p_n . Using properties of the Poisson process, this can be shown to be equivalent to superposing N thinned homogeneous Poisson processes, one for each content, where the process for content n has intensity λp_n . In SNM, we replace each thinned homogeneous Poisson process with an inhomogeneous Poisson process of a time-varying intensity $\lambda_n(t)$, like the one in Fig. 2.7.

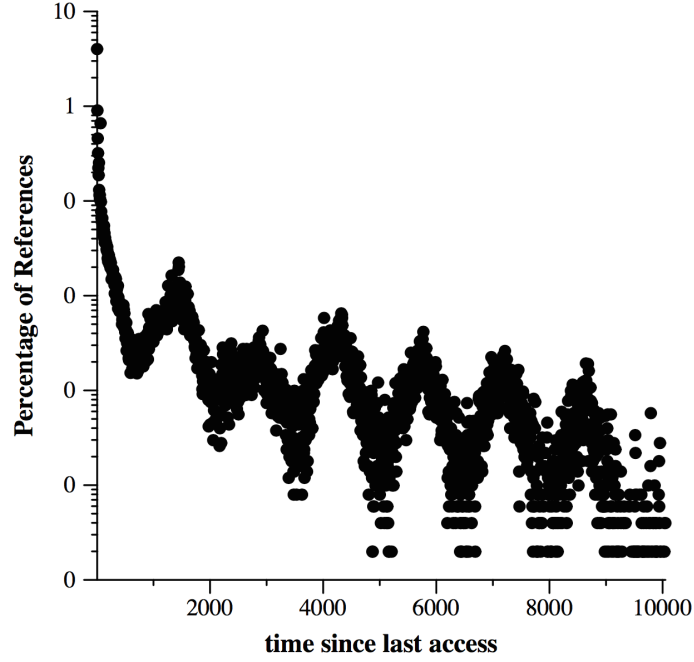


Figure 2.6: Percentage of references as a function of the time since last access to the same document by the same user, from [45]. The time is in minutes and y-axis is in log scale.

If the shape of all shots is horizontal $\lambda_n(t) = \lambda p_n$, $\forall n$ then we recover the Poisson IRM. Typically however, we use a time-varying shape to reflect the changing nature of popularity. The temporal locality phenomenon can be modelled using a rapid growth towards maximum popularity (highest intensity) followed by a phase of slow decrease [208], similar to Fig. 2.7. In general, the shot is characterized by its (i) shape, (ii) duration, (iii) arrival instance, and (iv) height.

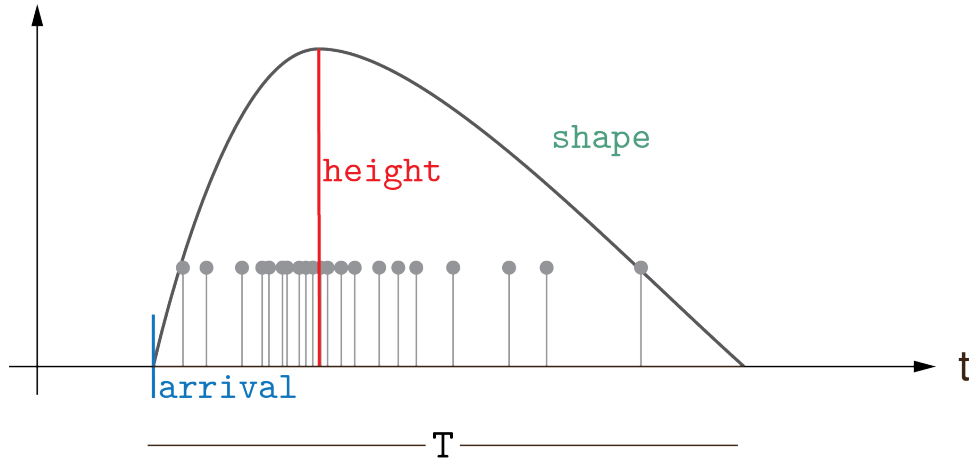


Figure 2.7: Characteristics of a shot in SNM.

It is reported that different choices of (i)-(ii) result in similar hit probability performance [222], therefore as a general recipe we may fix the shape to rectangular pulses and the duration to a fixed T in order to maintain tractability. The shot arrival instances (feature (iii)) are points of another

Poisson process with constant rate ν . Denote with t_n the arrival time of shot n . At time t the active content catalog is given by the set:

$$\mathcal{N}(t) = \{n : t - T \leq t_n \leq t\},$$

and we have that the expected size of the catalog at any time instance t will be $\mathbb{E}[|\mathcal{N}(t)|] = \nu T$. Hence, the parameter ν is used to tune the model to the estimated catalog. The shot height (iv) is often taken random, and power-law distributed, which ensures a good fit to the power law model when we inspect the instantaneous content popularity. Specifically, we set the height of content n —while it is alive—to the random variable p_n constructed in the following way. First, for any n , let U_n be an i.i.d. random variable drawn uniformly at random in $[0, 1]$. Then

$$p_n = \frac{U_n^{-\tau}}{\int_0^1 z^{-\tau} dz} \bar{p} = U_n^{-\tau} (1 - \tau) \bar{p}, \text{ for all } n,$$

where \bar{p} is the mean popularity (over all contents), and τ is the power law exponent. We let $f(x)$ denote the density of p_n at $x \in [\bar{p}(1 - \tau), +\infty)$; ³ $f(x)$ is in fact a Pareto distribution with parameters $\alpha_{\text{Par}} = 1/\tau$ and $x_{\text{Par}} = \bar{p}(1 - \tau)$ [173]; Pareto is the limit of Zipf distributions for large catalogs.

Definition 2.8 (SNM model): *The SNM is the superposition of N Poisson inhomogeneous processes, where process $n = 1, \dots, N$ corresponds to content n and has a time-varying intensity $\lambda_n(t)$, characterized by (i) shape, (ii) duration, (iii) arrival instance determined by a Poisson point process with intensity ν , and (iv) height p_n Pareto distributed. Furthermore, a rectangular-SNM has (i) rectangular shape, and (ii) fixed duration T .*

[222] proposed to use an SNM with four different shot shapes (all with rectangular shape but with different shot durations) to accurately fit a dataset with YouTube video requests. Parallel work from Orange (French telecom operator) [177] observed that the duration of the shots is correlated with the height: highly popular contents tend to stay alive longer. The latter implies that the SNM model can become more accurate if we correlate the duration T_n of content n to its shot height.

Classifying contents according to instantaneous popularity

When content popularity changes over time, we must follow a different approach from the analysis in (2.4). The focus is now on the instantaneous hit probability, which is random, and hence we wish to maximize its expectation. An equivalent — and instructive — approach is to formulate the maximization of instantaneous hit probability as a binary classification task. Given a cache with relative size γ , we would like to *observe a request sequence up to t and classify each content into the $\gamma N(t)$ most popular contents, or not*, where recall that $N(t)$ is the number of “alive” contents. The classification is performed by means of solving the following optimization problem.

Popularity classification

$$\min_{\mathbf{y} \in \{0,1\}^N} \sum_{n=1}^N y_n \mathbb{E}[p_n(t) - \hat{p}_n(t)] \quad \text{s.t.} \quad \sum_{n=1}^N y_n = \gamma N(t), \quad (2.9)$$

³Note that density is not defined for smaller x .

where $p_n(t)$ is the instantaneous popularity of content n at time instance t , and $\hat{p}_n(t)$ is our respective estimation. Hence the objective function expresses the difference between the maximum possible hit probability, and the one we would obtain by caching the most popular contents according to our estimations. The constraint ensures that we only classify $\gamma N(t)$ contents as cacheable. Note that $\sum_{n=1}^N y_n \mathbb{E}[p_n(t)]$ is in fact always equal to $\bar{p}\gamma N(t)$, hence fixed and independent of the optimization variables y_n . Furthermore, the solution \mathbf{y}^* of the classification problem (2.9) is obtained as before by ordering the contents in decreasing estimated popularity $\mathbb{E}[\hat{p}_n(t)]$ and then setting $y_n^* = 1$ for the top $\gamma N(t)$ of them. Hence, below we will focus on finding a good popularity estimate $\hat{p}_n(t)$ in order to decrease the hit rate loss $\sum_{n=1}^N y_n^* \mathbb{E}[p_n(t) - \hat{p}_n(t)]$.

Hereinafter, we focus on the example of the rectangular-SNM model. To arrive at a popularity estimate, we assume that at time instance t we know (i) the total number of requests for content n up to t , $K_n(t) = \sum_{i=1}^t \mathbb{1}\{R_i = n\}$, (ii) the time t_n of the first request for content n , from which we can infer the *age* of the content $a_n(t) = t - t_n$, (the age of a content is defined as the time duration for which the content has been active), and (iii) the model of p_n which is power law if n active, and zero if inactive. Accordingly, $\hat{p}_n(t)$ is the popularity estimate based on measurements $(K_n(t), a_n(t))$. It is tempting to use as estimates the frequencies $f_n(t) = K_n(t)/a_n(t)$. However, such a frequentist approach would disregard the prior model. Instead, we follow the Bayesian approach, and use the *a posteriori* estimate of the instantaneous popularity of content n at time t , given by:

$$\hat{p}_n \triangleq \mathbb{E}[p_n | K_n, a_n] = \frac{\int_{p_n} p_n \Pr[K_n | p_n, a_n] f(p_n) dp_n}{\int_{p_n} \Pr[K_n | p_n, a_n] f(p_n) dp_n}, \quad (2.10)$$

where for notation simplicity we omitted the dependence on t from all terms. The term $\Pr[K_n | p_n, a_n]$ is a Poisson probability, i.e.,

$$\Pr[K_n | p_n, t_n] = (p_n a_n)^{K_n} \frac{e^{-p_n a_n}}{K_n!},$$

and $f(x)$ is the probability density function of Pareto.

Now let $F(x)$ be the distribution of \hat{p}_n and θ be a threshold defined as follows: $\theta = F^{-1}(1 - \gamma)$, hence θ is in fact the γ -upper quantile of $F(x)$, or more simply θ is the smallest value for which $\Pr[p_n > \theta] = \gamma$ is true. We may also think of θ as a popularity threshold after which contents are classified as “popular”. Then we define the corresponding threshold on the number of observed requests as a function of age a :

$$\tilde{K}(a) = \min\{k = 0, 1, \dots | \mathbb{E}[p_n | K_n = k, a_n = a] \geq \theta\}, \quad (2.11)$$

From [141] we have the following result.

Theorem 2.9 (Popularity classification for rectangular SNM): Consider a cache with relative size γ , and let $\tilde{K}(a)$ be the threshold defined in (2.11). Then if content n has K_n requests and age a_n classify it according to a posteriori estimate rule:

$$y_n^* = \begin{cases} 1 & \text{if } K_n \geq \tilde{K}(a_n) \\ 0 & \text{otherwise.} \end{cases}$$

As $\nu \rightarrow \infty$, y_n^* is a solution to (2.9) with probability 1.

Proof. We focus on time instance t and drop all mention of t , and let \mathcal{N} denote the set of alive shots. As $\nu \rightarrow \infty$, the mean number of alive shots $\mathbb{E}[|\mathcal{N}|] = \nu T$ scales to infinity as well, and the random variable $|\mathcal{N}| \rightarrow \infty$ w.p.1. Each alive shot's popularity is Pareto distributed, and therefore we are observing a scaling number of independent Pareto experiments. In the following, we use this fact to obtain the proof.

Recall that $\hat{p}_n \triangleq E[p_n | K_n, a_n]$ is the expected popularity of a shot conditioned on observing K_n requests in a_n time (and factoring the prior model of p_n which is Pareto). Then, consider the empirical distribution of \hat{p}_n of all alive shots:

$$F^\nu(x) = \frac{1}{|\mathcal{N}|} \sum_{n=1}^{|\mathcal{N}|} \mathbb{1}_{\{\hat{p}_n < x\}}.$$

Since $|\mathcal{N}| \rightarrow \infty$ w.p.1, we also have that $\lim_{\nu \rightarrow \infty} F^\nu(x) = F(x)$, where F is the distribution of \hat{p}_n . Let now θ^* denote the γ -upper quantile of F , such that $\Pr[\hat{p}_n \leq \theta^*] = 1 - \gamma$. This quantile is very convenient because it represents the threshold on \hat{p}_n above which we should cache a shot in order to meet exactly the cache constraint of (2.9). Indeed, we note that this is the rule with which we decide y_n^* . By the convergence of distributions, it follows that the optimal empirical threshold also converges to θ^* . As a result, classifying with y_n^* ensures that (i) the cache constraint is exactly met (by the property of quantile), and (ii) the shots with $y_n^* = 1$ have higher \hat{p}_n than those with $y_n^* = 0$, hence the objective of (2.9) is minimized. \square

In Fig. 2.8 we compare the above (optimal) classifier for the rectangular-SNM to the frequency estimates, and we see that they are indeed different. The differences are greater in the general SNM, without the assumption of equal shot duration T .

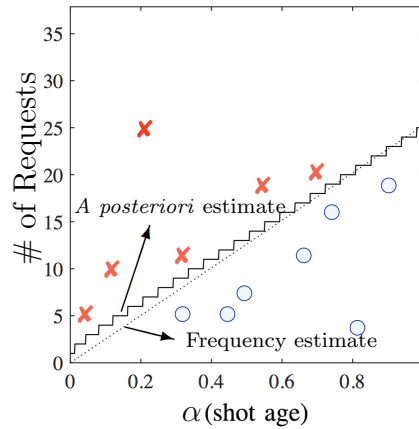


Figure 2.8: Two classifiers: the *a posteriori* estimate (solid line) and the frequency (dotted line).

To summarize the above, we have discussed the common phenomenon of temporal locality, which amounts to time correlations in the request sequence. Such correlations can be captured accurately by non-stationary models, such as the SNM. The latter, also allows for a simple derivation of the optimal classifier (to popular/unpopular) by exploiting the knowledge of the prior model to outperform the standard frequency estimator. Future research is needed along these lines to solidify our understanding of what is a good non-stationary model, and derive Bayesian estimators for time-varying popularity distributions.

2.3.3 Spatial locality

The requests also exhibit correlations across space. For example, crossing the borders between two countries with different language has a severe impact on the observed content popularity. Recent work [241, 205] has also shown that the popularity distribution changes rapidly within a city as well. Another work [87] focused on profiling traffic volumes at base stations in several European cities and showed that the traffic fluctuates based on a location-dependent pattern, called “signature”. Metro station areas, residential, commercial, touristic, academic, and other type of areas have their own distinctive signature. Similarly, it is believed that the content preference may vary depending on the culture and activity at each geographical area. In a multi-cache installation spanning a large geographical area, such spatial correlations result in certain contents being very popular in a subset of caches, and unpopular in the rest. This also suggests that *the popularity model has location-dependent “features”, and clustering together locations with similar features can improve popularity learning*.

We mention, however, that identifying spatial correlations in popularity is challenging since it requires collection of data at many different points in the network, simultaneous availability of content id (application information) and location information (user-specific information), and a large number of data in a short time interval from a sizeable geographical area. To the best of our knowledge, no such data are published to date. Our discussion is therefore restrained here to the proposition of mathematical models for generating spatially correlated requests, without the ability to validate the models with real data. In the next subsection we propose the stochastic block model that captures the geographical correlations of content requests, and allows easy inference and optimization.

The stochastic block model

In this subsection we present the *Stochastic Block Model* (SBM). We consider $L + 1$ caches, where the edge caches $\{1, \dots, L\}$ receive local requests from L different geographical locations, while the parent cache 0 receives the aggregate requests. Cache $l \in \{0, 1, \dots, L\}$ “sees” a popularity distribution $(p_{nl})_{n=1, \dots, N}$, which in general might vary across caches, see Fig. 2.9.

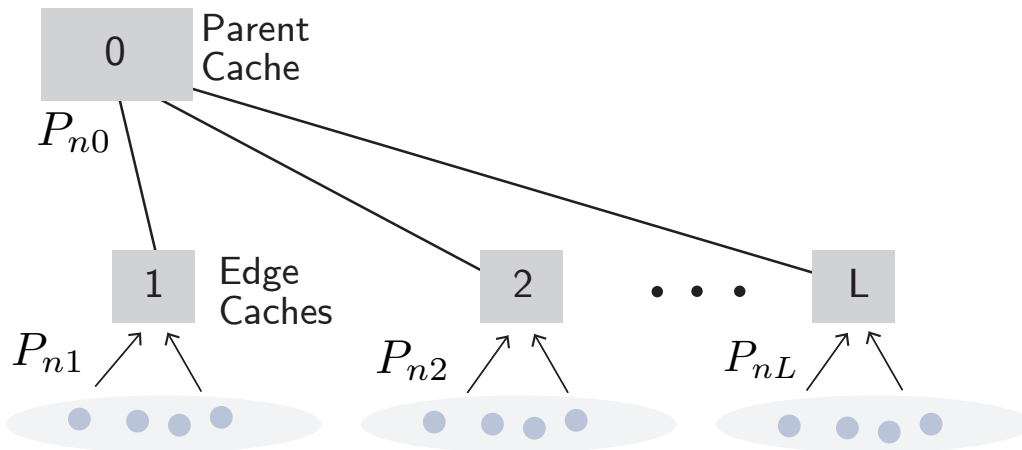


Figure 2.9: Modeling correlated popularities in a system with $L + 1$ caches.

We propose here a model for correlated local popularities $(p_{nl})_n, l = 1, \dots, L$. The global popularities $(p_{n0})_n$ can follow any law we desire, for example we may assume that they are described by an

SNM with mean popularity \bar{p} . To model correlations between the local cache popularities, we draw inspiration from the field of community detection [144]:

- Each content n is associated with a feature vector X_n . To simplify the model we let (X_n) be independent uniform random variables, each taking values in $[0, 1]$.
- Each location l is associated with feature vector Y_l , which are again chosen independently and uniformly in $[0, 1]$.
- We define a kernel $K(x, y) = g(|x - y|)$, where g is a continuous function, strictly decreasing on $[0, 1/2]$, symmetric and 1-periodic, with $\int_{[0,1]} g(|x - y|) dy = 1$ for all $x \in [0, 1]$. Since the kernel K is periodic, we can think of the feature vectors $(X_n), (Y_l)$ as lying on the torus $[0, 1]$ rather than the interval.

The local popularity of content n at cache l is defined as

$$p_{nl} = p_{n0} \frac{K(X_n, Y_l)}{\sum_{l' \in L} K(X_n, Y_{l'})}, \quad \forall n, l = 1, \dots, L.$$

One can trivially verify that by averaging the popularity of locations $1, \dots, L$, we obtain p_{n0} (the popularity of location 0). As such, SBM is completely determined by the model of p_{n0} and the chosen kernel $K(x, y)$, where the latter is responsible for inducing the correlations. We can further simplify the model by choosing the kernel to have a specific form, for example [141] uses:

$$K(x, y) = 5(1 - 2|x - y|)^4.$$

The SBM is an analytical model where popularity exhibits spatial correlations. In this setting, we note an inherent tradeoff of learning. The global location 0 aggregates the requests from all locations, and therefore learns quickly the average popularity distribution (p_{n0}), owing to the large number of request samples per unit time. On the other hand, each individual location learns slower (due to smaller sample), but it learns the local model (p_{nl}), which is more accurate than the average of all models (p_{n0}). An interim approach is also possible, where the distribution is learned from aggregating requests from a subset of locations with similar popularity. Such a cluster-based learning would be faster than local learning and more accurate than global learning. As an example, suppose half of the locations share the same popularity distribution, and they are negatively correlated with the other half such that $p_1 \geq p_2 \geq \dots, \geq p_N$ in the first, and $p_1 \leq p_2 \leq \dots, \leq p_N$ in the second. Then learning in two clusters would greatly outperform both global and local learning. This can be achieved with standard spectral clustering techniques from the literature, for example [227].

2.4 Conclusions

We have surveyed the key concepts of content popularity, explained spatio-temporal correlations in the request process, and presented the most widely used content popularity models. Predicting a time-varying popularity is a key challenge in caching, and we provide more information in Sec. 3.4. In the next chapter we study policies that decide which contents to cache in reaction to a unknown (and potentially changing) popularity.

Chapter 3

Cache eviction policies

More often than not, the cache is full, and hence in order to cache a new content, another content must be evicted to make room in the cache. This chapter focuses on cache eviction policies that decide which content should be evicted. Broadly speaking we seek to find dynamic eviction policies that maximize hit performance. In light of this, the chapter presents offline and online cache eviction policies with associated performance guarantees under various settings. We examine different assumptions for the underlying request sequence, emphasizing fundamental properties of caching policies, and providing intuition for designing new policies in order to match the needs of new systems.

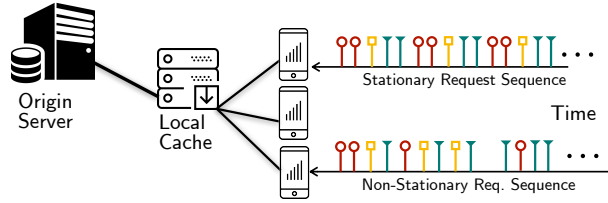


Figure 3.1: Content requests must be served by a local cache (hit) or the origin server (miss). An eviction policy observes past requests and decides which contents to cache in order to increase the hit probability (or hit rate).

3.1 Performance under arbitrary requests

In this section we make no assumptions about requests, and analyze the performance of caching policies under an arbitrary request sequence.

3.1.1 The paging problem

Consider a catalog of $\mathcal{N} = \{1, 2, \dots, N\}$ contents, and a cache that fits at most $M < N$ of them, where all contents have equal size. Time is slotted, $t = 1, 2, \dots, T$, and there is an arbitrary request sequence $\mathbf{R} = (R_1, R_2, \dots, R_T)$, with $R_t \in \mathcal{N}$ for every t . The cached contents at time t are given by the set $\mathcal{M}_t \subseteq \mathcal{N}$, and there is a hit if $R_t \in \mathcal{M}_t$ and a miss if $R_t \notin \mathcal{M}_t$. In case of a miss, we add the newly requested content to the cache and, when $|\mathcal{M}_t \cup R_t| > M$ we *evict* one of the cached items,

denoted E_t . The evolution of the *cache state* is given by:

$$\mathcal{M}_{t+1} = \begin{cases} \mathcal{M}_t \cup R_t - E_t & \text{if we have a miss} \\ \mathcal{M}_t & \text{if we have a hit} \end{cases} \quad t = 1, \dots, T-1.$$

Definition 3.1 (Eviction policy): *The online eviction policy π is a rule that at time t maps the current cache state \mathcal{M}_t and the observed request sequence (R_1, R_2, \dots, R_t) into an evicted content with the constraint that $E_t^\pi \in \mathcal{M}_t \cup R_t$ when $R_t \notin \mathcal{M}_t$ and $E_t^\pi = \emptyset$ otherwise.*

We allow the possibility for a policy π to be aware of the entire sequence (R_1, R_2, \dots, R_T) at each slot t (*offline policy*) instead of just (R_1, R_2, \dots, R_t) (*online policy*). We will denote the set of online and offline policies with Π , which includes all the T -vectors of feasible eviction decisions. We will consider two models for eviction decisions:

- (I1) $E_t^\pi \in \mathcal{M}_t \cup R_t$, where the requested item at slot t is also eligible for eviction.
- (I2) $E_t^\pi \in \mathcal{M}_t$, where the requested item at slot t is *not* eligible for eviction.

I2 is often encountered in the vast literature of databases and computing, while I1 is a reasonable option for Internet caching applications. For clarity, we will make explicit reference to the employed model, but we mention that the differences between the two models are minor.

We denote with $h^\pi(\mathbf{R})$ the *number of hits* under policy $\pi \in \Pi$ and request sequence \mathbf{R} . We can now formally state the *paging problem*: find an eviction policy that maximizes the number of hits for the worst-case request sequence.

Paging problem

$$\max_{\pi \in \Pi} \min_{\mathbf{R} \in \mathcal{N}^T} h^\pi(\mathbf{R}) \quad (3.1)$$

The problem is called paging since it was originally formulated in the scope of paging memory of computing systems [212]. In computer science it is used as a didactic example of competitive analysis for deterministic algorithms.

3.1.2 Belady's offline paging

We first describe an offline policy that maximizes $h^\pi(\mathbf{R})$ for any \mathbf{R} , and therefore solves (3.1). The algorithm was first proposed in [27] by Belady, and it is also known as the *max stack distance*, or the *MIN* replacement policy (it minimizes the misses), or caching oracle.

We denote with $D(n, t)$ the *stack distance* of content n , which at time t is defined as the number of slots until the next request for n arises. Formally:

$$D(n, t) = \inf\{\tau > t, R_\tau = n\} - t.$$

If there is no other occurrence of n in the remaining sequence, then we trivially set $D(n, t) = \infty$. An example is presented in Figure 3.2.

Sequence \mathbf{R}	7	7	9	1	1	2	2	5	3	7	8	10	1	2	2	5	3	3
Stack distance of																		
1	3	2	1	1	8	7	6	5	4	3	2	1	∞	∞	∞	∞	∞	∞
2	5	4	3	2	1	1	8	7	6	5	4	3	2	1	∞	∞	∞	∞
3	8	7	6	5	4	3	2	1	9	8	7	6	5	4	3	2	1	∞

Figure 3.2: Showcased stack distances $D(1, t)$, $D(2, t)$, $D(3, t)$.

Belady eviction policy. Belady evicts the content with the largest stack distance:

$$E_t^{MIN} = \arg \max_{n \in \mathcal{M}_t \cup \mathcal{R}_t} D(n, t),$$

where we use “MIN” for Belady. Hence the policy always evicts the content that will be requested further in the future.

We remark that Belady is an impractical eviction policy because it requires the calculation of the stack distance, and this in turn involves information about the future request arrivals. Nevertheless, Belady has important practical uses. First, since it achieves the maximum possible hits, it provides a performance upper bound for online eviction policies on datasets. Therefore it can be used to test whether the hits achieved by another policy are satisfactory. Second, as we will show in the following, it can be used to characterize the performance of practical online eviction policies. Next, we rigorously state the optimality of Belady.

Theorem 3.2 (Belady achieves optimal paging): Fix T , and choose any sequence $\mathbf{R} \in \mathcal{N}^T$. Belady achieves the highest number of hits in class Π under both I1 and I2.

$$MIN \in \arg \max_{\pi \in \Pi} h^\pi(\mathbf{R}).$$

The classical proofs [163, 201, 226, 142] prove the statement under model I2. Here we give an elegant proof for I1.

Proof of Theorem 3.2 (case I1). Assume any eviction policy $A \in \Pi$. We will show that it yields less or equal hits to Belady, i.e., $h^A(\mathbf{R}) \leq h^{MIN}(\mathbf{R})$. The proof is based on showing that starting from policy π_1 we can produce a new policy π_2 that takes one more decision like Belady and performs no worse than π_1 . Then we use induction on the number of steps. Below we drop the notation (\mathbf{R}) with the understanding that \mathbf{R} is fixed.

Lemma 3.3 (One more Belady step): Consider a policy $A_k \in \Pi$ with h^{A_k} hits, which takes the same eviction decisions with MIN up to slot k , where $0 \leq k \leq T - 1$, that is

$$E_t^{A_k} = E_t^{MIN}, \quad \forall t = 0, \dots, k.$$

Then, there exists a policy $A_{k+1} \in \Pi$ satisfying:

$$E_t^{A_{k+1}} = E_t^{MIN}, \quad \forall t = 0, \dots, k + 1. \quad (3.2)$$

$$h^{A_{k+1}} \geq h^{A_k}. \quad (3.3)$$

Lemma 3.3 says that there exists a modification of any policy A_k to A_{k+1} which makes one more decision like Belady, and the number of hits of A_{k+1} are no less than those of A_k . Assuming w.l.o.g. that policy A performs the same steps with Belady up to slot a , where $0 \leq a \leq T$, by Lemma 3.3 and induction on k , we get $h^A = h^{A_a} \leq h^{A_{a+1}} \leq \dots \leq h^{MIN}$, which proves the theorem. \square

Proof of Lemma 3.3. The proof is by construction. We construct A_{k+1} as follows: (i) for slots $0, \dots, k$ it mimics A_k and MIN (which are the same by the premise of the Lemma), (ii) at slot $k + 1$ it takes the decision that MIN would have taken, (iii) for slots $t = k + 2, \dots, T$ it takes feasible decisions that minimize $|\mathcal{M}_t^k - \mathcal{M}_t^{k+1}|$,¹ where in case of a tie the content to be evicted is the same as in A_k . We immediately obtain that $A_{k+1} \in \Pi$ and (3.2) hold. It remains to show (3.3).

Up to time k , both policies take the same decisions and thus yield the same hits. Hence we will compare the two policies in the interval $\{k + 1, \dots, T\}$. Additionally, we note that if at some slot $t > k$ it is $\mathcal{M}_t^{k+1} = \mathcal{M}_t^k$, then by construction of A_{k+1} the caching states of the two policies A_k, A_{k+1} become identical until T . Consider two useful slot events in the interval $\{k + 1, \dots, T\}$:

Ω : in a slot A_k gets a hit while A_{k+1} not

$\hat{\Omega}$: in a slot A_{k+1} gets a hit while A_k not

We will prove that Ω occurs at most once and only after $\hat{\Omega}$ has previously occurred, which proves (3.3) and hence the lemma. Note that at time k policy A_{k+1} has evicted the content with the maximum stack distance (as Belady does) and hence Ω cannot occur at slot $k + 1$. Therefore, it suffices to prove the following two statements:

- (a) If at slot $t \in \{k + 2, \dots, T\}$ Ω occurs, then $|\mathcal{M}_t^k - \mathcal{M}_t^{k+1}|$ becomes zero, and as mentioned above the two policies keep the same states until the end. Hence, Ω can not occur again.
- (b) Suppose that Ω occurs at $\hat{t} \in \{k + 2, \dots, T\}$, then there exists another slot in the interval $\{k + 1, \dots, \hat{t} - 1\}$ such that $\hat{\Omega}$ occurs.

Preliminary: Let $a \in \mathcal{N}$ denote the max-distance content evicted by A_{k+1} in slot $k + 1$ (mimicking Belady) and $b \in \mathcal{N}$ denote another content which is evicted by A_k , $b \neq a$. Also, denote by \mathcal{I} the

¹The set difference $\mathcal{M}_t^k - \mathcal{M}_t^{k+1}$ corresponds to the contents policy A_k maintains in the cache but policy A_{k+1} does not.

intersection of the caching states of the two policies. For clarity, at time $k + 1$:

$$\begin{aligned}\mathcal{M}_{k+1}^k &= \mathcal{I} \cup \{a\} \\ \mathcal{M}_{k+1}^{k+1} &= \mathcal{I} \cup \{b\} \\ \mathcal{M}_{k+1}^k - \mathcal{M}_{k+1}^{k+1} &= \{a\} \\ \text{Uncached contents: } \mathcal{N} - \mathcal{I} - \{a, b\},\end{aligned}$$

where, the notation \mathcal{M}_n^m denotes the set of contents that are cached in slot n by policy A_m .

Proof of (a): Observe that for any t there are only two possible set differences $\mathcal{M}_t^k - \mathcal{M}_t^{k+1} \in \{\emptyset, \{a\}\}$. This is ensured by the construction of A_{k+1} which takes decisions to minimize $|\mathcal{M}_t^k - \mathcal{M}_t^{k+1}|$. Any new content cached by A_k must then also be cached by A_{k+1} . Therefore, for event Ω to occur, content a must be requested. In this case, A_{k+1} will take a decision that makes the set difference an empty set (evicting its own extra content in order to cache a). After this slot, we always have $|\mathcal{M}_t^k - \mathcal{M}_t^{k+1}| = 0$.

Proof of (b): Since Ω occurs, content a was requested at slot \hat{t} , and since a is the max stack distance content in slot $k + 1$, it follows that the interval $\{k + 1, \dots, \hat{t} - 1\}$ must contain a slot where b is requested. Let t_b denote the slot where b is requested for the first time in the interval $\{k + 1, \dots, \hat{t} - 1\}$. For $\hat{\Omega}$ to occur at t_b it suffices to show that $b \in \mathcal{M}_{t_b}^{k+1}$, which we do next. Observe that no requests of a or b occur in $\{k + 1, \dots, t_b\}$. Hence, requested contents belong either to \mathcal{I} (which preserve b), or to $\mathcal{N} - \mathcal{I} - \{a, b\}$ in which case a new content x might be cached by both policies while another content is evicted. Here note that b is not evicted by A_{k+1} by the way the ties are resolved. \square

3.1.3 LRU and competitive online paging

Having studied the benchmark Belady offline policy, we now move to the study of online paging policies. Our goal here is to study which online eviction policy maximizes the hits in the worst-case. For presentation purposes, we consider the equivalent problem of minimizing the misses, i.e., $m^*(\mathbf{R}, M) = \min_{\pi \in \Pi} m^\pi(\mathbf{R}, M)$, where $m^\pi(\mathbf{R}, M)$ is the number of misses employing π on a cache of size M versus sequence \mathbf{R} . This is equivalent to hit maximization, and the minimum misses are also achieved by the Belady offline policy.

We emphasize that the paging problem is an “adversarial” setting, where the cache selects its eviction policy first, and then an adversary chooses the request sequence that induces the most misses. Analyzing the worst-case misses of an online policy is not informative because for any online policy π we can find a request sequence that yields $m^\pi(\mathbf{R}) = T$ (or zero hits), which implies that all online paging policies have the same worst-case performance. Hence, in order to have a meaningful competitive analysis we will disadvantage the offline paging with a smaller cache and then compare the number of misses between online and size-restricted offline. This methodology was first proposed in [212].

Definition 3.4 (Miss competitive ratio): A policy $\pi \in \Pi$ is (ξ, ρ) -competitive if

$$m^\pi(\mathbf{R}, M) \leq \xi \cdot m^*(\mathbf{R}, \rho M), \quad \forall \mathbf{R}.$$

In words, a (ξ, ρ) -competitive policy is a policy that for any sequence \mathbf{R} yields at most $\xi \geq 1$ times more misses than Belady would do with $\rho \leq 1$ times smaller cache.

Theorem 3.5 (Lower bound on miss competitive ratio): Run an online policy π with cache size M , and Belady with cache size $x \leq M$. There exists sequence \mathbf{R} such that:

$$\begin{aligned} I1: \quad m^\pi(\mathbf{R}, M) &\geq \left(\frac{M+1}{M-x+1} \right) m^*(\mathbf{R}, x), \\ I2: \quad m^\pi(\mathbf{R}, M) &\geq \left(\frac{M}{M-x+1} \right) m^*(\mathbf{R}, x). \end{aligned}$$

For both I1, I2, $(\frac{M}{M-x+1}, \frac{x}{M})$ is a lower bound on the miss competitive ratio.

Proof. We prove the claim for I1, and we mention that the same argument works for I2 with minor differences, see [212]. We construct a sequence \mathbf{R} of length $M+1$ on which π has $M+1$ misses and Belady only $M-x+1$.

Specifically \mathbf{R} is constructed to be the concatenation of two subsequences, \mathbf{R}_1 with the first $M-x+1$ requests and \mathbf{R}_2 with the last x requests. The $M-x+1$ requests of subsequence \mathbf{R}_1 are all for different contents, that are not cached neither in π 's nor in Belady's cache, hence both policies incur $M-x+1$ misses. Fix \mathbf{R}_1 , and let \mathcal{S} be the set denoting the union of Belady's original x cached contents and the $M-x+1$ newly requested contents of \mathbf{R}_1 . Note that $|\mathcal{S}| = M+1 > M$, and it follows that irrespective of the choices of π , the set $\mathcal{S} \setminus \mathcal{M}_t^\pi$ is non-empty for all $t = M-x+2, \dots, M+1$. The remaining x requests (of subsequence \mathbf{R}_2) are selected from these sets such that on the combined sequence of $M+1$ requests, π misses all requests.

Since all last x requests are selected from either Belady's original cache state or \mathbf{R}_1 , Belady achieves a hit for each one of them, hence Belady misses only $M-x+1$ times in total. Although this construction has a fixed sequence length equal to $M+1$, we may repeat it as many times as desired, giving the theorem. This concludes the proof for I1.

We mention that the proof for I2 is obtained by examining a sequence of length M , having a \mathbf{R}_2 of length $x-1$. The reason lies in the fact that Belady can only guarantee hits if \mathbf{R}_2 is made of $x-1$ contents due to the restriction in I1 of always caching the arriving request even if it is the max stack distance one. \square

The theorem shows that the best competitive ratio we can hope for is $(\frac{M}{M-x+1}, \frac{x}{M})$, $x = 1, \dots, M$. Next, we discuss an online policy that achieves this bound.

LRU eviction policy. Upon a miss, evict the content that is least recently requested (used). Formally, at time t let $r_n(t)$ be the time elapsed since last request of content n , called *recency of n at time t* . Upon a miss, evict the content with maximum recency $\arg \max_n r_n(t)$. Since recency $r_n(t)$ depends only on the past sequence R_1, \dots, R_t , LRU is an online policy.

Theorem 3.6 (LRU is $(\frac{M}{M-x}, \frac{x}{M})$ -competitive): Fix sequence \mathbf{R} and some $x \leq M-1$ (or $x \leq M$ in I2). LRU satisfies:

$$\begin{aligned} I1: \quad m^{LRU}(\mathbf{R}, M) &\leq \frac{M}{M-x} m^*(\mathbf{R}, x), \\ I2: \quad m^{LRU}(\mathbf{R}, M) &\leq \frac{M}{M-x+1} m^*(\mathbf{R}, x). \end{aligned}$$

Note that the LRU achievable performance matches that of Theorem 3.5 exactly for I2, and almost matches less a small term for I1. Specifically for I1, the LRU misses are in the interval $[(\frac{M+1}{M-x+1})m^*(\mathbf{R},x), \frac{M}{M-x}m^*(\mathbf{R},x)]$ and the interval vanishes as M increases (independent of the value of x). *We may conclude that LRU provides the best miss competitive ratio in the adversarial setting.* If we set $x = M - 1$, we can see that LRU makes at most M times more misses than the offline optimal, and this also holds for very long sequences where $T \gg M$. More interestingly, set $x = \lfloor M/2 \rfloor$ and check that even an optimal algorithm that knows the future would have caused at least half misses using roughly half the cache.

Proof of Theorem 3.6. Decompose \mathbf{R} into phases that contain exactly M different requests (and possibly more than M requests in total) and a possible remaining sub-phase. In particular, each phase ends just before a request for a content that is different than the M previous. Let p denote the number of phases containing M different requests. Due to recency, multiple requests for the same contents within a phase result always in hits, hence we have

$$m^{LRU}(\mathbf{R}, M) \leq M \cdot p + M,$$

where the last term represents misses in a possible remaining sub-phase. Considering Belady with a cache x , there must be at least $M - x$ misses at each phase irrespective of what is cached at the beginning of each phase, i.e., $m^*(\mathbf{R}, x) \geq (M - x) \cdot p$. Combining, we conclude

$$m^{LRU}(\mathbf{R}, M) \leq M \cdot p + M \leq \frac{M}{M-x}m^*(\mathbf{R}, x) + M.$$

The case of I1 follows by amortizing the term M over the much longer sequence \mathbf{R} . See [212] for I2. \square

3 1 9 8	————— ≤ 4 misses —————							————— ≤ 4 misses —————				————— ≤ 4 misses —————				
	7	7	9	1	1	2	2	5	3	7	8	10	1	2	2	3
	x	✓	✓	✓	✓	x	✓	x	x	x	x	x	x	x	✓	x
3 1 9	————— ≥ 1 misses —————							————— ≥ 1 misses —————				————— ≥ 1 misses —————				
	7	7	9	1	1	2	2	5	3	7	8	10	1	2	2	3
	x	✓	✓	✓	✓	x	✓	x	x	✓	x	x	✓	✓	✓	x

Figure 3.3: Example of competitive paging with $M = 4, x = 3, p = 3$ (Theorem 3.6 ensures that $m^{LRU}(\mathbf{R}, 4) \leq 4m^*(\mathbf{R}, 3)$ for any sequence and on the given sequence we observe that indeed $m^{LRU}(\mathbf{R}, 4) = 10, m^*(\mathbf{R}, 3) = 7$).

From the above matching bounds we conclude that LRU is the *optimal* online eviction policy under arbitrary request sequences with respect to the miss competitive ratio metric. Additionally, LRU is a very practical policy. Its doubly linked list and hashmap implementation runs in $O(1)$ [219] (hence independent of cache size and catalog size) and it is often used in CDNs. However, as we shall see, if more information is known about the request sequence, then LRU may be outperformed by other practical online policies.

Furthermore, although no online policy can guarantee a better worst-case performance than LRU, consider the following: an online paging policy is called *conservative*, if on any request sequence with

M or fewer distinct contents will incur M or fewer misses. It turns out that Theorem 3.6 applies to every conservative policy, examples of which are LRU, *First In First Out* (FIFO) and *CLOCK* [48]. From practical experience, LRU often performs well but FIFO has typically poor performance. This certainly reduces the value of LRU optimality result, and serves as an indication that perhaps the metric of competitive ratio does not allow us to successfully distinct good caching policies from bad ones when it comes to the operation of a cache with real requests.

3.1.4 Discussion of Related Work

Apart from the typical FIFO and RANDOM policy (which evicts a content at random), perhaps the most well-known eviction policy is *Least Frequently Used* (LFU), which maintains a list of content empirical frequencies, and evicts the least frequent content (assumed to be the least popular). In the next section we show that this policy achieves the optimal hit rate under stationary requests.

The simplicity and appealing properties of the LRU policy has inspired a great deal of work on online paging policies. Perhaps the simplest generalization is the *CLOCK* policy, which provides low implementation complexity. Specifically, while LRU needs to lock the content list in order to move the accessed content to the most recently used position (in order to ensure consistency and correctness under concurrency), *CLOCK*'s clever implementation eliminates lock contention, and supports high concurrency and high throughput. It was later improved to *WSCLOCK* [48].

In an interesting short survey [131, pp. 601–604], a number of generalizations of the paging problem are summarized. *Weighted caching* is the generalization where the eviction cost is content-dependent. For weighted caching, [236] studied the linear programming structure of the more general k -cache problem and obtained the surprising insight that the LRU and the *Balance* policies are primal-dual algorithms. By generalizing them both, it obtained *GreedyDual*, a competitive primal-dual strategy for weighted caching.

In a similar manner, *GreedyDualSize* is an extension for paging with differently sized contents [45], where each content is assigned a size related credit, and the credits are adjusted according to requests. By making small adjustments in credits, the algorithm is able to promote popular and size-efficient contents. The *LANDLORD* is a generalization of *GreedyDualSize*, where both content-specific costs and sizes are considered; the authors in [237] showed that *LANDLORD* encapsulates *GreedyDualSize*, *GreedyDual*, and LRU, and achieves the standard competitive ratio $(\frac{M}{M-x}, \frac{x}{M})$.

Another line of work aims to improve LRU's hit performance by making it more “frequency-aware”. For example, the q -LRU policy works as follows: upon a miss the content is cached with probability q , and then an LRU update is performed; a stationary performance analysis is provided in [90], where it is shown that as $q \rightarrow 0$, the policy approaches LFU performance. In a different approach, the *LRU- k* maintains k connected layers of LRU caches. The content enters the cache at the first layer, and each subsequent hit moves the content to a deeper layer. The layers have the effect of “filters”, such that only highly popular contents reach the deepest layers, this is shown to improve the ability of LRU to keep highly popular content [74], but predictably makes the cache less reactive to popularity changes [148]. Martina et al. showed that *LRU- k* achieves the same performance as LFU for $k \rightarrow \infty$ [90], while similar results were previously established with a different approach [178]. Inspired by the above two, the *ARC* combines LRU and LFU by adaptively allocating parts of the cache to either recent or frequent content [164]. As a well-performing solution, it was later implemented in its “*CLOCK*” version, called *CAR* [19]. Another related approach is to use a score for each content, and apply LRU only to high-score contents (the rest are never cached), cf. [109]. This general approach allows to combine LRU with any mechanism that discovers content popularity.

Last, a separate category of eviction policies is called *Time To Live* (TTL), where the contents are evicted when a timer expires. These policies provide the extra capability to tune the hit rate of each individual content, allowing in this way to differentiate service between contents. An analysis of TTL policies is presented in section 3.2.3. In summary, the properties of different online paging policies are collected in table 3.1.

Name	Eviction rule	Guarantee	Cplx	Ref.
Belady	max stack distance	max hits pathwise	N/A	[27, 163]
LRU	least recently requested	competitive	★	[212]
FIFO	first-in	competitive	★	[90]
WSCLOCK	linked list LRU	competitive	★	[48]
GreedyDualSize	least size-related credit	competitive	★★★	[45]
LANDLORD	least size+utility credit	competitive	★★★	[237]
LFU	least frequently requested	opt. stationary	★★	—
q -LRU	cache with prob q , evict LRU	opt. stationary $q \rightarrow 0$	★	[90]
LRU- k	k LRU stages	opt. stationary $k \rightarrow \infty$	★★	[178, 90]
TTL	upon timer expiration	opt CUM stationary	★	[82, 70]
RANDOM	random	N/A	★	[90]
CLIMB	hit moves up one position, evict tail	N/A	★	[14, 91, 215]
partial LRU	least recently requested chunk	N/A	★★	[228, 159]
score-gated	threshold-based	N/A	★★	[109]
ARC	split cache to LRU and LFU	4-competitive	★★	[164, 62]
CAR	combine ARC and CLOCK	18-competitive	★★	[19, 62]

Table 3.1: Online paging policies.

3.2 Performance under stationary requests

In this section, the request sequence is assumed to be stationary and independent. In particular, we will study the Poisson IRM model (see Definition 2.7). When the sequences have finite length we are interested in maximizing the number of hits, yet when $T \rightarrow \infty$ the criterion is the limit of the empirical hit probability, known also as the *hit rate*.

Definition 3.7 (Hit rate): Let R_t denote the t^{th} request, \mathcal{M}_t^π the cached contents under policy π , and $R_t \in \mathcal{M}_t^\pi$ the hit event. The hit rate χ^π of policy π is:

$$\chi^\pi = \liminf_{T \rightarrow \infty} \frac{\sum_{t=1}^T \mathbb{1}_{\{R_t \in \mathcal{M}_t^\pi\}}}{T}.$$

Therefore, the standard caching problem when $T \rightarrow \infty$ is to solve $\sup_{\pi \in \Pi} \chi^\pi$. We will see that the optimal online policy in this case is LFU, and we will also analyze the performance of LRU, as well as the TTL policies that are tunable per each different content item.

3.2.1 Least Frequently Used (LFU)

As we explained in section 2.2.3, if distribution (p_n) is static and known, then the optimal caching policy is the one that caches the most popular contents. Here we will assume that the distribution is static but unknown.

LFU eviction policy. Upon a miss, evict the least frequently requested (used) content. Formally, let $f_n(t)$ denote the *frequency* of content n at time t ; see definition 2.4. Then upon a miss at t , evict item $\arg \min_n f_n(t)$ (ties solved randomly). Since frequency $f_n(t)$ depends only on the past sequence R_1, \dots, R_t , LFU is an online policy.

Theorem 3.8 (LFU is optimal under IRM): Suppose \mathbf{R} is Poisson IRM. LFU satisfies:

$$\chi^{LFU} \stackrel{\text{w.p.1}}{=} \sup_{\pi \in \Pi} \chi^\pi \stackrel{\text{Pois}}{=} \max_{\mathbf{y}} h(\mathbf{y}).$$

Proof. Fix distribution (p_n) unknown to the policy, and Poisson IRM requests drawn from (p_n) . Recall that the empirical frequencies are given by $f_n(t) \triangleq \sum_{i=1}^t \mathbb{1}_{\{R_i=n\}}/t$. We first note that by the strong law of large numbers, the frequencies converge to the popularities $f_n(t) \rightarrow p_n$ w.p.1. It follows that the hit rate is maximized by the policy that caches the most popular contents, which implies

$$\sup_{\pi \in \Pi} \chi^\pi \stackrel{\text{Pois}}{=} \max_{\mathbf{y}} h(\mathbf{y}),$$

where $\max_{\mathbf{y}} h(\mathbf{y})$ expresses the max hit probability of the corresponding static distribution. In the remaining, we show that due to the convergence of frequencies, LFU eventually caches the most popular contents, maximizing the hit rate.

Pick a positive ϵ such that for any n, m with $p_n \neq p_m$, we have $|p_n - p_m| > \epsilon$. From the convergence $f_n(t) \rightarrow p_n$ there is a finite time T_ϵ , such that we have $\max_n |f_n(T_\epsilon) - p_n| \leq \epsilon/2$ (w.p.1) and the following holds:

$$\text{if } n \in \mathcal{M}_t^{LFU} \text{ then } p_n \geq p_m \text{ for all } m \notin \mathcal{M}_t^{LFU}, t \geq T_\epsilon.$$

The above implies that after convergence of sup norm of frequencies within $\epsilon/2$, all popular contents have been requested at least once. Now, for all $t \geq T_\epsilon$, \mathcal{M}_t^{LFU} contains the most popular items. Then we have:

$$\begin{aligned} \chi^{LFU} &= \liminf_{T \rightarrow \infty} \frac{\sum_{t=1}^T \mathbb{1}_{\{R_t \in \mathcal{M}_t^{LFU}\}}}{T} \geq \liminf_{T \rightarrow \infty} \frac{\sum_{t=T_\epsilon}^T \mathbb{1}_{\{R_t \in \mathcal{M}_t^{LFU}\}}}{T} \\ &\stackrel{\text{SLLN}}{=} \mathbb{E}_\infty [\mathbb{1}_{\{R_t \in \mathcal{M}_t^{LFU}\}}] = \max_{\mathbf{y}} h(\mathbf{y}), \text{ w.p.1,} \end{aligned}$$

where in the inequality we dropped $\liminf_{T \rightarrow \infty} \sum_{t=1}^{T_\epsilon} \mathbb{1}_{\{R_t \in \mathcal{M}_t^{LFU}\}}/T = 0$, and the expectation is taken with respect to the invariant measure (of the converged LFU cache). \square

From the proof we understand that LFU's good performance relies on the convergence of the empirical frequencies to popularities, which requires the popularities to be static. When popularities are time-varying, LFU can perform quite poorly; for instance a content that becomes suddenly unpopular, may stay in an LFU cache for a long time. Another disadvantage of LFU is that we need to maintain the frequency of all contents in the catalog, which creates a large memory overhead.

3.2.2 Least Recently Used (LRU)

We next study the performance of LRU under Poisson IRM. We will discuss an exact Markovian model, which unfortunately results in cumbersome computations. To facilitate the analysis we will subsequently present the seminal Che's approximation.

Exact analysis via Markovian model

Under IRM, the LRU cache can be described by a Discrete Time Markov Chain (DTMC) such that every new request is associated to a transition in this chain. The resulting chain is irreducible and aperiodic, and thus if we can compute its stationary distribution we can then use it to calculate the hit probability.

Let $\sigma_t(\cdot)$ be a mapping of cache positions $\{1, \dots, M\}$ to content indices, such that $\sigma_t(i) \in \{1, \dots, N\}$ denotes the content that is cached at location i of the cache at slot t (for example $\sigma_t(M)$ is the next content to be evicted under LRU), and let Σ be the set of all such mappings. The number of these mappings equals the different ways we can craft permutations of length M out of N elements, i.e., $2^M \binom{N}{M}$. Note that every mapping corresponds to a precise order of recency. Then, let $J(\sigma_t)$ be the set of cached contents under mapping σ_t and also the state of the Markov chain—further note that two different mappings $\sigma^1 \neq \sigma^2$ may satisfy $J(\sigma^1) = J(\sigma^2)$ since the same contents might occupy different spots in the cache. King [134] derived the stationary probability of set J as:

$$\pi_J = \sum_{\sigma: J(\sigma)=J} \frac{p_{\sigma(1)} p_{\sigma(2)} \cdots p_{\sigma(M)}}{(1 - p_{\sigma(1)}) \times \cdots \times (1 - p_{\sigma(1)} - p_{\sigma(2)} - \cdots - p_{\sigma(M)})}, \quad \forall J, \quad (3.4)$$

where p_n denotes the popularity of content n as before. After π_J is computed, then the stationary hit probability of LRU cache is simply determined by:

$$h^{LRU}(\infty) = \sum_J \pi_J \sum_{n \in J} p_n.$$

These analytical formulas are computationally expensive because they involve enumeration of all ordered subsets of content with length M , which are exponential to N . Flajolet characterized the stationary probabilities π_J with an alternative integral formula [80], which was recently shown to be exactly equivalent to (3.4) in terms of computations [32]. Therefore, computing exactly the hit probability of LRU under IRM for large caches is prohibitively complex. Several approximations of this probability exist in the literature, cf. [67], but the most commonly used is the one attributed to Che et al [54], which we present next.

Che's approximation

We present a simple approximation for the characterization of the LRU cache performance under IRM. Although the approximation takes its name from [54], we mention here that the idea partially appears in a prior work in the context of computer cache [76]. Che's approximation not only is the de facto approach to analyzing LRU, and it has been extended to many other setups. For example, [90] extends it to non-stationary popularity and to the study of other policies (RANDOM, FIFO, LRU- k , α -LRU): [159] extends it to caching chunks of contents: and [128] to the study of TTL caches.

Definition 3.9 (Characteristic time of content n): Consider a cache of size M . The characteristic time of content n , denoted by $t_n(M)$, is the elapsed time until M different contents other than n are requested. Formally, letting δ_j denote the (random) time until the next arrival of content j :

$$t_n(M) = \inf \left\{ t : \sum_{j \neq n} \mathbb{1}_{\{\delta_j < t\}} > M \right\}.$$

If no request for n occurs in the interval $[t, t + t_n(M)]$, then content n will be evicted by LRU. In this case, the cache is replenished; the state of the cache $\mathcal{M}_{t+t_n(M)}$ is independent of the state of the cache \mathcal{M}_t , and depends only on the arrivals that occurred within the interval $[t, t + t_n(M)]$.

When the request sequence is random, the characteristic time is a random variable, whose distribution is complicated to derive. However, its analysis can be greatly simplified if we assume that $t_n(M)$ is strongly concentrated around its mean:

Lemma 3.10 (Che’s approximation): *Consider an LRU cache of size M , fed with a Poisson IRM sequence with rate λ and popularity (p_n) . The characteristic time of content n can be approximated by $t_n(M) \approx \hat{t}(M)$, where $\hat{t}(M)$ is the unique solution to the following equation:*

$$M = \sum_{n=1}^N (1 - e^{-\lambda p_n \hat{t}(M)}).$$

Proof of Lemma 3.10. Let δ_n denote the inter-request time for content n , which by the premise of Poisson arrivals is assumed to be exponentially distributed with mean $1/\lambda_n = 1/(\lambda p_n)$. By definition, there are exactly M contents other than n that will arrive before the characteristic time has elapsed. This leads to the following identity:

$$M = \sum_{j \neq n} \mathbb{1}_{\{\delta_j < t_n(M)\}}.$$

Let us assume that $t_n(M)$ is *constant* (first part of the approximation), and take expectation with respect to δ_j :

$$M = \sum_{j \neq n} (1 - e^{-\lambda p_j t_n(M)}).$$

Then, let us further assume that $t_1(M) = \dots = t_N(M) = \hat{t}(M)$ and drop the $j \neq n$ in the sum (second part of the approximation), it follows $M = \sum_{n=1}^N (1 - e^{-\lambda p_n \hat{t}(M)})$. Note that the RHS is strictly concave, hence the equation has a unique solution. \square

Very recently [85] showed that under a Zipf-like popularity, the coefficient of variation of $t_n(M)$ vanishes as the cache size grows, hence as $M \rightarrow \infty$ the approximation becomes exact. Although $t_n(M)$ is content-dependent and $\hat{t}(M)$ is not, [85] also showed that the dependence of $t_n(M)$ on n becomes negligible when the catalog size N is sufficiently large.

Next, we will use Che’s approximation to derive the hit probability of LRU. We begin with the hit probability for content n conditioned on the characteristic time, denoted with $h_n^{LRU}(M|t_n(M))$. Using the definition of the characteristic time, we write:

$$h_n^{LRU}(M|t_n(M)) = \Pr[\delta_n < t_n(M)] = 1 - e^{-\lambda p_n t_n(M)}, \quad (3.5)$$

where the first equality follows because LRU scores a hit if the next request arrives before the characteristic time has elapsed, and the second equality follows from the fact that δ_n is exponentially distributed in the Poisson IRM. Although $h_n^{LRU}(M|t_n(M))$ is in principle a random variable, using

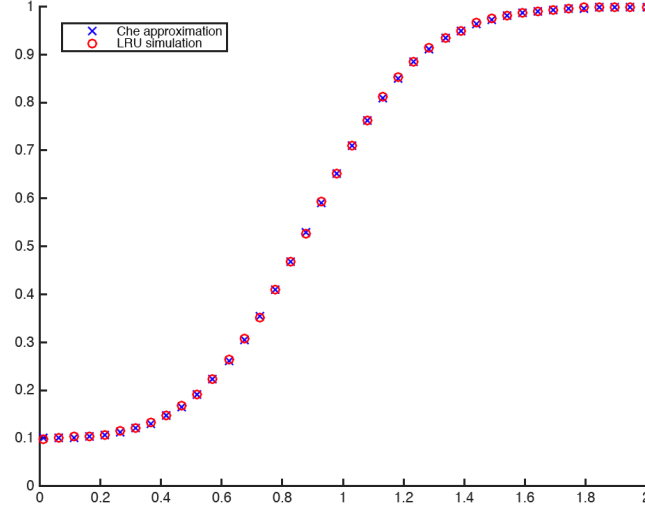


Figure 3.4: Simulated LRU hit probability under IRM versus Che's approximation for different τ . Parameters: $\gamma = 0.1$, $N = 10000$.

Che's approximation for $t_n(M)$, we can approximate the hit probability of LRU cache as:

$$\begin{aligned}
 h^{LRU}(M) &= \sum_{n=1}^N p_n h_n^{LRU}(M|t_n(M)) \stackrel{(3.5)}{=} \sum_{n=1}^N p_n (1 - e^{-\lambda p_n t_n(M)}) \\
 &\approx \sum_{n=1}^N p_n (1 - e^{-\lambda p_n \hat{t}(M)}).
 \end{aligned} \tag{3.6}$$

Fig. 3.4 compares the hit probability of LRU cache as computed by (3.6) versus simulations under an IRM model with $\tau = 0.8$. The plot provides evidence of the approximation quality for different values of τ , and $\gamma = 0.1$.

3.2.3 TTL caches

We move now to the analysis of caches with the “Time To Live” (TTL) attribute. When a content is cached in a TTL cache, a timer is set. Upon expiration of the timer, the content is evicted from the cache. TTL caches are extensively used in the Internet because of their usefulness in caching content that becomes obsolete. For instance, the content of the www.cnn.com web page may change rapidly within the day, and one can use the TTL attribute to keep information in the cache fresh. However, the TTL caches also allow us to surgically configure the hit probability of each individual content and balance hit probabilities of different contents in any desirable way. This is in contrast to LRU and LFU where the relative hit probability of each individual content is automatically determined by the popularity of the content.

How TTL caches work

Let us denote with T_n the timer associated with content n . In all TTL caches timer T_n starts counting after a miss for content n , but there are two different TTL cache models for how we react to a hit:

1. In *reset* TTL, the timer is reset after a hit for content n .
2. In *non-reset* TTL, the timer is *not* reset after a hit.

See a graphical example in figure 3.5.

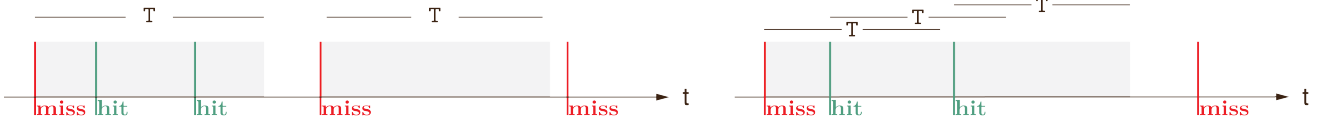


Figure 3.5: Non-reset (left) and Reset (right) TTL cache.

Assuming a Poisson IRM request model, we would like to derive the hit probability of content n when we choose a timer T_n . At time t the stationary hit probability is denoted with $h_n(\infty, T_n)$. Next, we derive $h_n(\infty, T_n)$ for both TTL models. For the non-reset model, we use the elementary renewal theorem [128] to obtain the limiting hit probability of a TTL cache as

$$h_n^{non}(\infty, T_n) = \frac{\mathbb{E}[N_n(T_n)]}{1 + \mathbb{E}[N_n(T_n)]},$$

where $N_n(T_n)$ counts the number of requests for content n from 0 up to the timer expiration, and $\mathbb{E}[N_n(T_n)]$ is its expectation. Since $N_n(t)$ is taken to be a Poisson process with rate $\lambda_n = \lambda p_n$, we have $\mathbb{E}[N_n(T_n)] = \lambda_n T_n = \lambda p_n T_n$, and finally

$$h_n^{non}(\infty, T_n) = \frac{\lambda p_n T_n}{1 + \lambda p_n T_n}.$$

For the reset model, we observe that T_n plays the role of a (deterministic) characteristic time, and using Che's approximation we obtain:

$$h_n^{res}(\infty, T_n) = 1 - e^{-\lambda p_n T_n}.$$

In the next section, we ask the question how to select (T_n) in order to induce a desirable per-content hit probability. We will use the notation $h_n^{\text{TTL}}(\infty, T_n)$ to simultaneously refer to both models.

Cache Utility Maximization

The task of designing a TTL caching policy consists of setting the timers of all contents $\mathbf{T} = (T_1, \dots, T_N)$ so that (i) the number of contents with non-expired timers are equal to the cache size to avoid cache overflow and (ii) the hit probabilities of the contents are balanced in a desirable way. For this purpose we introduce the following optimization problem, called Cache Utility Maximization (CUM). The optimization variables are the content timers \mathbf{T} . To capture the cache overflow constraint we should ensure at every instance that:

$$\sum_n \mathbb{1}_{\{n \text{ is cached}\}} \leq M.$$

However, to satisfy this demanding constraint we must fine-tune the placement of contents in the cache. Alternatively, an easier approach is to satisfy the constraint on average by taking expectations in both sides and obtaining the relaxed probabilistic constraint:

$$\sum_{n=1}^N h_n^{\text{TTL}}(\infty, T_n) = M.$$

Since this constraint is ensured on average, the cache will overflow when many contents with large timers appear together. However, as [70] shows, this happens rarely and can be avoided either by evicting a random content, or by under-subscribing the cache by a small fraction.

Our objective is to optimize the individual hit probabilities $h_n^{\text{TTL}}(\infty, T_n)$ for all n . This can be achieved using a concave, differentiable, and separable utility function $U(\mathbf{T}) = \sum_n g_n(h_n^{\text{TTL}}(\infty, T_n))$, where $g_n(\cdot)$ maps the limiting hit probability of content n to the utility obtained by it.

Cache Utility Maximization (CUM)

$$\begin{aligned} & \max_{\mathbf{T}} U(\mathbf{T}) \\ \text{s.t. } & \sum_{n=1}^N h_n^{\text{TTL}}(\infty, T_n) = M. \end{aligned} \tag{3.7}$$

If we select the objective $U(\mathbf{T})$ to be a concave function of $\mathbf{h} = (h_n^{\text{TTL}}(\infty, T_n))$, then the CUM problem can be expressed in terms of \mathbf{h} as a constrained convex optimization problem, known as *resource allocation with simplex constraints*, a relatively simple problem to solve. Before presenting a scalable distributed solution, we first discuss how to choose different utility functions. A powerful model for convex resource allocation problems is the family of α -fair functions, defined by choosing $g(\cdot)$ to be a polynomial parametrized with α :

$$g_n(x) = \frac{x^{1-\alpha}}{1-\alpha}, \quad \alpha \in (0, 1) \cup (1, \infty).$$

Therefore, our α -fair objective becomes

$$U(\mathbf{T}) = \sum_n \frac{(h_n^{\text{TTL}}(\infty, T_n))^{1-\alpha}}{1-\alpha}.$$

Depending on the choice of α , the optimal solution vector of (3.7), denoted with \mathbf{h}^* , has special fairness properties in the set of feasible hit probabilities $\mathcal{H} = \{\mathbf{h} \mid \sum_{n=1}^N h_n^{\text{TTL}}(\infty, T_n) = M, \mathbf{T} \in \mathbb{R}_+^N\}$. Past work [168] shows that: (i) for $\alpha \rightarrow 0$, \mathbf{h}^* maximizes the sum of hit probabilities, (ii) for $\alpha \rightarrow 1$, \mathbf{h}^* is proportionally fair, (iii) for $\alpha = 2$, \mathbf{h}^* is potential delay fair, and (iv) for $\alpha \rightarrow \infty$, \mathbf{h}^* is max-min fair.

Hence, the solution of (3.7) allows us to balance the individual hit probabilities in different ways. It remains to explain how to tune \mathbf{T}_n to achieve a targeted solution \mathbf{h}^* . We remark that the convex program (3.7) can be solved in many different ways, aiming for distributization, runtime, or robustness criteria [34]. Since in practice we encounter (3.7) in the form of a large constrained convex program, [70] proposed a dual subgradient algorithm that adjusts the individual hit probabilities according to subgradients of U . Due to U being separable, its subgradient at \mathbf{h} can be denoted as $(g'_1(h_1), \dots, g'_N(h_N))$, where $g'_n(h_n)$ is the local directional derivative with respect to content n .

Dual subgradient TTL caching. Set the timer of content n to:

$$T_{n,t} = -\frac{1}{\lambda_n} \log(1 - g_n'^{-1}(\mu_t)) \quad (\text{for reset}),$$

$$T_{n,t} = -\frac{1}{\lambda_n} \log(1 - 1/[1 - g_n'^{-1}(\mu_t)]) \quad (\text{for non-reset}),$$

where μ_t is the Lagrangian multiplier at time t , and update the multiplier as:

$$\mu_{t+1} = \left[\mu_t + \eta_t \left(\sum_{n=1}^N h_n^{\text{TTL}}(\infty, T_{n,t}) - M \right) \right]^+,$$

where η_t is a stepsize parameter, that may affect the convergence rate of the algorithm. Often it is set to a fixed value, or set to a diminishing value $\propto 1/\sqrt{t}$.

3.3 Online popularity learning

Comparing the optimal classification rule under SNM of Theorem 2.9, the maximum hit rate of LFU under IRM, as well as other optimality results in the literature, we see that to decide which policy to use, one must know the underlying request model. However, in practice the request model is *a priori* unknown and time-varying. *This renders imperative the design of a universal caching policy that will work provably well for all request models.* In fact, this was the inspiration behind the online paging problem. However, we saw that the competitive ratio metric admits many optimizers, such as the LRU policy, but also the commonly avoided FIFO policy. Although an eviction policy is shown to have optimal worst-case hit rate, the actual hit rate performance on a dataset might be poor.

In this section we return to the arbitrary requests, but we change our perspective. We study a model-free caching model, along the lines of the Online Linear Optimization framework used extensively in machine learning literature to design robust algorithms [207]. Specifically, we assume that content requests are drawn from a general distribution, which is equivalent to caching versus an adversary who chooses the requests to harm our hit performance. At each slot, (i) the caching policy decides which content parts to cache; (ii) the adversary introduces the new request; and (iii) a content-specific utility is obtained proportional to the fraction of the request that was served by the cache. This generalizes the criterion of cache hit ratio and allows one to build policies that, for instance, optimize delay performance or provide preferential treatment to contents.

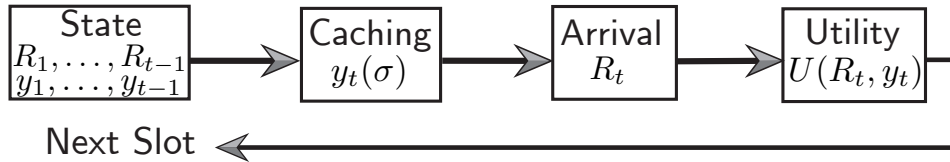


Figure 3.6: Online caching model (slot t).

In this setting, we seek to find a caching policy with minimum *regret*, i.e., minimum utility loss over an horizon T , when compared to the best cache configuration on a given request sample path.

3.3.1 Regret in caching

As usual, we consider a library $\mathcal{N} = \{1, 2, \dots, N\}$ of equal size contents and a cache that fits $M < N$ of them. The system evolves in time slots; in slot t a single request is made for content $n \in \mathcal{N}$, denoted with the event $R_t^n = 1$.² The vector $R_t = (R_t^n, n \in \mathcal{N})$ represents the t -slot request, chosen from the set of feasible request vectors:

$$\mathcal{X} = \left\{ R \in \{0, 1\}^N \mid \sum_{n=1}^N R^n = 1 \right\}.$$

The instantaneous content popularity is determined by the probability distribution $\Pr[R_t]$ (with support \mathcal{X}), which is allowed to be unknown and arbitrary, and the same holds for the joint distribution $\Pr[R_1, \dots, R_T]$ that describes the content popularity evolution. This generic model captures all possible request sequences, including stationary (i.i.d. or otherwise), non-stationary, and adversarial models.

The cache is managed with the caching configuration variable $y_t \in [0, 1]^N$, where y_t^n denotes the fraction of content n that is cached in slot t .³ Taking into account the size of the cache M , the set \mathcal{Y} of admissible caching configurations is:

$$\mathcal{Y} = \left\{ y \in [0, 1]^N \mid \sum_{n=1}^N y^n \leq M \right\}. \quad (3.8)$$

Definition 3.11 (Caching Policy): A caching policy σ is a (possibly randomized) rule that at slot $t = 1, \dots, T$ maps past observations R_1, \dots, R_{t-1} and configurations y_1, \dots, y_{t-1} to the configuration $y_t^\sigma \in \mathcal{Y}$ of slot t .

We denote with w^n the utility obtained when content n is requested and found in the cache (when we have a hit). This content-dependent utility can be used to model bandwidth economization from cache hits [159], QoS improvement [103], or any other cache-related benefit. We will also be concerned with the special case $w^n = w, n \in \mathcal{N}$, i.e., the *hit probability* maximization. A cache configuration y_t accrues in slot t a utility $U(R_t, y_t)$ determined as follows:

$$U(R_t, y_t) = \sum_{n=1}^N w^n R_t^n y_t^n.$$

Consider now that an adversary selects the utility function of the system $U_t(y)$, by means of choosing R_t , i.e., $U_t(y) \equiv U(R_t, y)$. Differently from the competitive ratio approach of [212] however, we introduce a new metric that compares how our caching policy fares against the *best static policy*

²Notice the change in notation. While before $R_t \in \mathcal{N}$, now we use $R_t^n \in \{0, 1\}$ to denote if the content n was requested in slot t . Hence, while before R_t would be a scalar id, now R_t is a “hot vector”, with the only non-zero element indicating the id.

³Why caching of content fractions $y_t^n \in [0, 1]$ makes sense? Large video contents are typically composed of thousands of chunks, stored independently, as it is well explained in the literature of *partial caching*, cf. [159]. The fractional variables may also represent probabilities of caching a content (or a chunk) [207, 40], or coded equations of chunks [103]. For practical systems, the fractional output y_t^n of our schemes should be rounded to the closest element in this finer granularity, which will induce a small application-specific error.

in *hindsight*. This metric is often used in the literature of machine learning [207, 28] with the name worst-case static regret. In particular, we define the *regret of policy* σ as:

$$\text{Reg}_T(\sigma) = \max_{\Pr[R_1, \dots, R_T]} \mathbb{E} \left[\sum_{t=1}^T U_t(y^*) - \sum_{t=1}^T U_t(y_t(\sigma)) \right]$$

where T is the horizon, the maximization is over the admissible adversary distributions, the expectation is taken with respect to the possibly randomized R_t and $y_t(\sigma)$, and $y^* \in \arg \max_{y \in \mathcal{Y}} \sum_{t=1}^T U_t(y)$ is the best configuration in hindsight, i.e., a benchmark policy that knows the sample path R_1, \dots, R_T but is limited to a static configuration y^* . Intuitively, measuring the utility loss of σ w.r.t a static y^* constrains the power of the adversary; for example a rapidly changing adversary will challenge σ but also incur huge losses in y^* . This benchmark comparison makes regret different from the standard competitive hit ratio of [212].

We seek to find a caching policy that minimizes the regret by solving the problem $\inf_{\sigma} \text{Reg}_T(\sigma)$.

Caching for Regret Minimization

Find an online caching policy σ^* that attains:

$$\inf_{\sigma} \text{Reg}_T(\sigma) \tag{3.9}$$

where $\text{Reg}_T(\sigma) = \max_{\Pr[R_1, \dots, R_T]} \mathbb{E} \left[\sum_{t=1}^T U_t(y^*) - \sum_{t=1}^T U_t(y_t(\sigma)) \right]$

This problem is known as *Online Linear Optimization* (OLO) [207]. The analysis in OLO aims to discover how the regret scales with the horizon T . A caching policy with sublinear regret $o(T)$ produces average losses $\text{Reg}_T(\sigma)/T \rightarrow 0$ with respect to the benchmark, hence it learns to adapt to the best cache configuration without any knowledge about the request distribution (smaller regret means faster adaptation). We emphasize that our problem is further compounded due to the cache size dimension. Namely, apart from optimizing the regret with respect to T , it is of huge practical importance to consider the dependence on N (or M).

Lemma 3.12: *The regret of LRU, LFU satisfies:*

$$\begin{aligned} \text{Reg}_T(\text{LRU}) &\geq wM \left(\frac{T}{M+1} - 1 \right), \\ \text{Reg}_T(\text{LFU}) &\geq wM \left(\frac{T}{M+1} - 1 \right). \end{aligned}$$

Proof. Suppose the adversary chooses the following periodic request sequence: $\{1, 2, \dots, M+1, 1, 2, \dots\}$. For any $t > M$, since the requested content is the $M+1$ least recent content, it is not in the LRU cache, and no utility is received. Hence overall, LRU can achieve at most wM utility—from the first M slots. However, a static policy with hindsight achieves at least $wTM/(M+1)$ by caching the first M contents. The same proof holds for LFU by noticing that due to the form of the periodic arrivals, the least frequent content is also the least recent content. \square

The poor $\Omega(T)$ performance of standard caching policies is not surprising. These policies are designed to perform well only under specific request models, i.e., LRU for requests with temporal

locality and LFU for stationary requests. On the contrary, they are known to under-perform in other models: LRU in stationary, and LFU in decreasing popularity request patterns. Poor regret performance means that there exist request distributions for which the policy fails completely to “learn” what is the best learnable configuration. *Remarkably, we will show below that there exist universal caching policies that can provide low regret under any request model.*

3.3.2 Regret lower bound

A regret lower bound is a powerful theoretical result that provides the fundamental limit of how fast any algorithm can learn to cache, much like the upper bound of the channel capacity. Regret lower bounds in OLO have been previously derived for different action sets: for N -dimensional unit ball centered at the origin in [5] and N -dimensional hypercube in [110], both resulting in $\Omega(\sqrt{\log N \cdot T})$. In our case, however, the above results do not apply since \mathcal{Y} in (3.8) is a capped simplex, i.e., the intersection of a box and a simplex inequality. Due to the specific form of our constraint set, we expect that a tighter lower bound may exist. Indeed, below we provide such a lower bound tailored to the online caching problem.

Theorem 3.13 (General Caching Regret Lower Bound): *The regret of any online caching policy σ satisfies:*

$$\text{Reg}_T(\sigma) > \sum_{i=1}^M \mathbb{E}[Z_{(i)}] \sqrt{T}, \quad \text{as } T \rightarrow \infty,$$

where $Z_{(i)}$ is the i -th maximum element of a gaussian random vector with zero mean and covariance matrix $\Sigma(w)$ given by (3.13). Furthermore, assume $M < N/2$ and define ϕ any permutation of \mathcal{N} and Φ the set of all such permutations:

$$\text{Reg}_T(\sigma) > \frac{\max_{\phi \in \Phi} \sum_{k=1}^M \sqrt{w^{\phi(2(k-1)+1)} + w^{\phi(2k)}}}{\sqrt{2\pi \sum_{n=1}^N 1/w^n}} \sqrt{T}.$$

Corollary 3.14 (Hit Regret Lower Bound): *Fix a $\gamma \triangleq M/N$, $\gamma \in (0, 1/2)$ and $w^n = w$, $\forall n$ (which corresponds to the case of adversarial hit maximization). Then, the regret of any caching policy σ satisfies:*

$$\text{Reg}_T(\sigma) > w \sqrt{\frac{\gamma}{\sigma}} \sqrt{MT}, \quad \text{as } T \rightarrow \infty.$$

Before providing the proof, we remark that our bound is tighter than the classical $\Omega(\sqrt{\log N \cdot T})$ of OLO in the literature [110, 5], which is attributed to the difference of sets \mathcal{X}, \mathcal{Y} . In the next section we will provide a caching policy that achieves regret $O(\sqrt{MT})$, which will establish that the regret of online caching is in fact $\Theta(\sqrt{MT})$.

Proof of Theorem 3.13 and Corollary 3.14. To find a lower bound, we will analyze a specific adversary R_t . In particular, we will consider an i.i.d. R_t such that content n is requested with probability

$$\Pr[R_t = \mathbf{e}_n] = \frac{1/w^n}{\sum_{i=1}^N 1/w^i}, \quad \forall n, t,$$

where \mathbf{e}_n is a vector with element n equal to one and the rest zero. With such a choice of R_t , any causal caching policy yields an expected utility at most $MT/\sum_{n=1}^N(1/w^n)$, since

$$\begin{aligned}\mathbb{E}\left[\sum_{t=1}^T U_t(y_t(\sigma))\right] &= \sum_{t=1}^T \sum_{n=1}^N w^n \Pr[R_t = \mathbf{e}_n] y_t^n(\sigma) \\ &= \sum_{t=1}^T \frac{1}{\sum_n 1/w^n} \sum_{n=1}^N y_t^n(\sigma) \leq \frac{MT}{\sum_n 1/w^n},\end{aligned}\quad (3.10)$$

independently of σ . To obtain a regret lower bound we show that a static policy with hindsight can exploit the knowledge of the sample path R_1, \dots, R_T to achieve a higher utility than (3.10). Specifically, defining ν_t^n the number of times content n is requested in slots $1, \dots, t$, the best static policy will cache the M contents with highest products $w^n \nu_T^n$. In the following, we characterize how this compares against the average utility of (3.10) by analyzing the order statistics of a Gaussian vector. We have the following technical lemma:

For i.i.d. R_t we may rewrite regret as the expected difference between the best static policy in hindsight and (3.10):

$$\text{Reg}_T = \mathbb{E}\left[\max_{y \in \mathcal{Y}} y^T \sum_{t=1}^T w \odot R_t\right] - \frac{MT}{\sum_n 1/w^n}, \quad (3.11)$$

where $w \odot R_t = [w^1 R_t^1, w^2 R_t^2, \dots, w^N R_t^N]^T$ is the Hadamard product between the weights and request vector. Further, (3.11) can be rewritten as a function:

$$\text{Reg}_T = \mathbb{E}[g_{N,M}(\bar{z}_T)] = \mathbb{E}\left[\max_{b \in \mathring{\mathcal{Y}}} [b^T \bar{z}_T]\right],$$

where, (i) $\mathring{\mathcal{Y}}$ is the set of all possible integer caching configurations (and therefore $g_{N,M}(\cdot)$ is the sum of the maximum M elements of its argument); and (ii) the process \bar{z}_T is the vector of utility obtained by each content after the first T rounds, centered around its mean:

$$\begin{aligned}\bar{z}_T &= \sum_{t=1}^T w \odot R_t - w \odot \frac{T}{\sum_{n=1}^N 1/w^n} w^{-1} \\ &= \sum_{t=1}^T \left(z_t - \frac{1}{\sum_{n=1}^N 1/w^n} \mathbf{1}_N \right)\end{aligned}\quad (3.12)$$

where $z_t = w \odot R_t$ are i.i.d. random vectors, with distribution

$$\mathbb{P}(z_t = w^i \mathbf{e}_i) = \frac{1/w^i}{\sum_{n=1}^N 1/w^n}, \forall t, \forall i,$$

and, therefore, mean $\mathbb{E}[z_t] = \frac{1}{\sum_{n=1}^N 1/w^n} \mathbf{1}_N$.⁴ The A main ingredient of our proof is the following limiting behavior of $g_{N,M}(\bar{z}_T)$:

⁴Above we have used the notation $w^{-1} = [1/w^1, 1/w^2, \dots, 1/w^N]^T$.

Lemma 3.15: Let Z be a Gaussian vector $\mathcal{N}(\mathbf{0}, \Sigma(w))$, where $\Sigma(w)$ is given in (3.13), and $Z_{(i)}$ its i -th largest element. Then

$$\frac{g_{N,M}(\bar{z}_T)}{\sqrt{T}} \xrightarrow[T \rightarrow \infty]{\text{distr.}} \sum_{i=1}^M Z_{(i)}.$$

Proof of Lemma 3.15. Observe that \bar{z}_T is the sum of T uniform i.i.d. zero-mean random vectors, where the covariance matrix can be calculated using (3.12): $\Sigma(w) =$

$$\begin{aligned} &= \mathbb{E} \left[\left(z_1 - \frac{1}{\sum_{n=1}^N 1/w^n} \mathbf{1}_N \right) \left(z_1 - \frac{1}{\sum_{n=1}^N 1/w^n} \mathbf{1}_N \right)^T \right] \\ &= \frac{1}{\sum_{n=1}^N 1/w^n} \begin{cases} w_i - \frac{1}{\sum_{n=1}^N 1/w^n}, i = j \\ -\frac{1}{\sum_{n=1}^N 1/w^n}, i \neq j \end{cases}, \end{aligned} \quad (3.13)$$

where the second equality follows from the distribution of z_t and some calculations.⁵ Due to the Central Limit Theorem, we then have

$$\frac{\bar{z}_T}{\sqrt{T}} \xrightarrow[T \rightarrow \infty]{\text{distr.}} Z. \quad (3.14)$$

Since $g_{N,M}(x)$ is continuous, (3.14) and the Continuous Mapping Theorem [38] imply

$$\frac{g_{N,M}(\bar{z}_T)}{\sqrt{T}} = g_{N,M} \left(\frac{\bar{z}_T}{\sqrt{T}} \right) \xrightarrow[T \rightarrow \infty]{\text{distr.}} g_{N,M}(Z),$$

and the proof is completed by noticing that $g_{N,M}(x)$ is the sum of the maximum M elements of its argument. \square

An immediate consequence of Lemma 3.15, is that

$$\frac{\text{Reg}_T}{\sqrt{T}} = \frac{\mathbb{E}[g_{N,M}(\bar{z}_T)]}{\sqrt{T}} \xrightarrow[T \rightarrow \infty]{} \mathbb{E} \left[\sum_{i=1}^M Z_{(i)} \right] = \sum_{i=1}^M \mathbb{E}[Z_{(i)}] \quad (3.15)$$

which proves the first part of Theorem 3.13.

To prove the second part, we remark that the RHS of (3.15) is the expected sum of M maximal elements of vector Z , and hence larger than the expected sum of any M elements of Z . In particular, we will compare with the following: Fix a permutation $\bar{\phi}$ over all N elements, partition the first $2M$ elements in pairs by combining 1-st with 2-nd, ..., i -th with $i+1$ -th, $2M-1$ -th with $2M$ -th, and then from each pair choose the maximum element and return the sum. Using this, we obtain:

$$\begin{aligned} \mathbb{E} \left[\sum_{i=1}^M Z_{(i)} \right] &\geq \mathbb{E} \left[\sum_{i=1}^M \max \left[Z^{\bar{\phi}(2(i-1)+1)}, Z^{\bar{\phi}(2i)} \right] \right] \\ &= \sum_{i=1}^M \mathbb{E} \left[\max \left[Z^{\bar{\phi}((2(i-1)+1)} , Z^{\bar{\phi}(2i)} \right] \right], \end{aligned}$$

⁵For the benefit of the reader, we note that Z has no well-defined density (since $\Sigma(w)$ is singular). For the proof, we only use its distribution.

where the second step follows from the linearity of the expectation, and the expectation is taken over the marginal distribution of a vector with two elements of Z . We now focus on $\max[Z^k, Z^\ell]$ for (any) two fixed k, ℓ . We have that

$$(Z^k, Z^\ell)^T \sim \mathcal{N}(\mathbf{0}, \Sigma(w_k, w_\ell))$$

where

$$\begin{aligned} \Sigma(w^k, w^\ell) &= \\ &= \frac{1}{\sum_{n=1}^N 1/w^n} \begin{bmatrix} w^k - \frac{1}{\sum_{n=1}^N 1/w^n} & -\frac{1}{\sum_{n=1}^N 1/w^n} \\ -\frac{1}{\sum_{n=1}^N 1/w^n} & w^\ell - \frac{1}{\sum_{n=1}^N 1/w^n} \end{bmatrix}. \end{aligned}$$

From [60] we then have

$$\mathbb{E}[\max[Z^k, Z^\ell]] = \sqrt{\frac{1}{\sum_{n=1}^N 1/w^n}} \frac{1}{\sqrt{2\pi}} \sqrt{w^k + w^\ell},$$

therefore

$$\mathbb{E}\left[\sum_{i=1}^M Z_{(i)}\right] \geq \frac{1}{\sqrt{2\pi}} \frac{\sum_{i=1}^M \sqrt{w^{\bar{\phi}((2(i-1)+1)} + w^{\bar{\phi}(2i)}}}{\sqrt{\sum_{n=1}^N 1/w^n}}, \quad (3.16)$$

for all $\bar{\phi}$. This completes the proof of Theorem 3.13. Corollary 3.14 follows noticing that the tightest bound is obtained by maximizing (3.16) over all permutations. \square

3.3.3 Online gradient ascent

We show that the online variant of the standard gradient ascent algorithm achieves the best possible regret. Recall that the utility in slot t is described by the linear function $U_t(y_t) = \sum_{n=1}^N w^n R_t^n y_t^n$, hence the gradient at y_t is an N -dimensional vector $\nabla U_t = (\frac{\partial U_t}{\partial y_t^1}, \dots, \frac{\partial U_t}{\partial y_t^N}) = (w^1 R_t^1, \dots, w^N R_t^N)$.

Online Gradient Ascent Policy. Upon a request $R_t = (R_t^1, \dots, R_t^N)$, adjust the caching decisions ascending in the direction of the gradient:

$$y_{t+1} = \Pi_{\mathcal{Y}}(y_t + \eta_t \nabla U_t),$$

where η_t is the stepsize, and $\Pi_{\mathcal{Y}}(z) \triangleq \arg \min_{y \in \mathcal{Y}} \|z - y\|$ is the Euclidean projection of the argument vector z onto \mathcal{Y} .

The projection step is discussed in detail in the following subsection. From a practical perspective, OGA works as follows. Upon the request of file n , the cache configuration is updated by caching more chunks from content n (the number of extra chunks is decided according to the stepsize selection) and dropping chunks equally from all files in order to satisfy the cache constraints. Therefore, OGA bases the decision y_{t+1} on the caching configuration y_t and the most recent request R_t and it is a very simple online policy that does not require memory for storing the entire state (full history of R and y).

Let us now discuss the regret performance of OGA. We define first the set diameter $\text{diam}(\mathcal{S})$ to be the largest L_2 distance between any two elements of set \mathcal{S} . To determine the diameter, we inspect two vectors $y_1, y_2 \in \mathcal{Y}$ which cache entire and totally different contents and obtain

$$\text{diam}(\mathcal{Y}) = \begin{cases} \sqrt{2M} & \text{if } 0 < M \leq N/2, \\ \sqrt{2(N-M)} & \text{if } N/2 < M \leq N. \end{cases}$$

Also, let L be an upper bound of $\|\nabla U_t\|$, we have $L \leq \max_n(\sum_n w^n R_t^n) \leq \max_n(w^n) \equiv w^{(1)}$.

Theorem 3.16 (Regret of OGA): Fix stepsize $\eta_t = \frac{\text{diam}(\mathcal{Y})}{L\sqrt{T}}$, the regret of OGA satisfies:

$$\text{Reg}_T(\text{OGA}) \leq \text{diam}(\mathcal{Y})L\sqrt{T}.$$

Proof. Using the non-expansiveness property of the Euclidean projection [34] we can bound the distance of the algorithm iteration from the best static policy in hindsight:

$$\begin{aligned} \|y^{t+1} - y^*\|^2 &\triangleq \|\Pi_{\mathcal{Y}}(y_t + \eta_t \nabla U_t) - y^*\|^2 \leq \|y_t + \eta_t \nabla U_t - y^*\|^2 \\ &= \|y_t - y^*\|^2 + 2\eta_t \nabla U_t^T (y_t - y^*) + \eta_t^2 \|\nabla U_t\|^2, \end{aligned}$$

where we expanded the norm. If we fix $\eta^t = \eta$ and sum telescopically over horizon T , we obtain:

$$\|y_T - y^*\|^2 \leq \|y_1 - y^*\|^2 + 2\eta \sum_{t=1}^T \nabla U_t^T (y_t - y^*) + \eta^2 \sum_{t=1}^T \|\nabla U_t\|^2.$$

Since $\|y_T - y^*\|^2 \geq 0$, rearranging terms and using $\|y_1 - y^*\| \leq \text{diam}(\mathcal{Y})$ and $\|\nabla U_t\| \leq L$:

$$\sum_{t=1}^T \nabla U_t^T (y^* - y_t) \leq \frac{\text{diam}(\mathcal{Y})^2}{2\eta} + \frac{\eta T L^2}{2}. \quad (3.17)$$

For U_t convex it holds $U_t(y_t) \geq U_t(y) + \nabla U_t^T (y_t - y)$, $\forall y \in \mathcal{Y}$, and with equality if U_t is linear (as here). Plugging these in the OGA regret expression (max operator is removed) we get:

$$\begin{aligned} \text{Reg}_T(\text{OGA}) &\leq \sum_{t=1}^T (U_t(y^*) - U_t(y_t)) = \sum_{t=1}^T \nabla U_t^T (y_t - y^*) \\ &\stackrel{(5.16)}{\leq} \frac{\text{diam}(\mathcal{Y})^2}{2\eta} + \frac{\eta T L^2}{2}, \end{aligned}$$

and for $\eta = \text{diam}(\mathcal{Y})/L\sqrt{T}$ we obtain the result. \square

Using the above values of L and $\text{diam}(\mathcal{Y})$ we obtain:

$$\text{Reg}_T(\text{OGA}) \leq w^{(1)}\sqrt{2MT}, \quad \text{for } M < N/2.$$

Corollary 3.17 (Minimum Hit Regret): Fix a $\gamma \triangleq M/N$, $\gamma \in (0, 1/2)$ and $w^n = w$, $\forall n$. Then, the regret of any caching policy σ satisfies:

$$w\sqrt{\frac{\gamma}{\pi}}\sqrt{MT} \leq \inf_{\sigma} \text{Reg}_T(\sigma) \leq w\sqrt{2}\sqrt{MT} \quad \text{as } T \rightarrow \infty.$$

Corollary 3.17 follows immediately from Corollaries 3.14-3.17. We conclude that disregarding a constant $\sqrt{2\pi/\gamma}$ (which is amortized over T), OGA achieves the best possible regret and hence fastest possible model-free learning rate for caching.

Projection algorithm

We explain next the Euclidean projection $\Pi_{\mathcal{Y}}$ used in OGA, which can be written as a constrained quadratic program:

$$\begin{aligned} \Pi_{\mathcal{Y}}(z) \triangleq \arg \min_{y \geq \mathbf{0}} \sum_{n=1}^N (z^n - y^n)^2 \\ \text{s.t. } \sum_{n=1}^N y^n \leq M \text{ and } y^n \leq 1, \forall n \in \mathcal{N}. \end{aligned} \quad (3.18)$$

In practice N is expected to be large, and hence we require a fast algorithm. Let us introduce the Lagrangian:

$$\begin{aligned} L(y, \rho, \mu, \kappa) = \sum_{n=1}^N (z^n - y^n)^2 + \rho \left(\sum_{n=1}^N y^n - M \right) \\ + \sum_{n=1}^N \mu_n (y^n - 1) - \sum_{n=1}^N \kappa_n y_n, \end{aligned}$$

where ρ, μ, κ are the Lagrangian multipliers. The KKT conditions of (3.18) ensure that the values of y^n at optimality will be partitioned into three sets $\mathcal{M}_1, \mathcal{M}_2, \mathcal{M}_3$:

$$\begin{aligned} \mathcal{M}_1 &= \{n \in \mathcal{N} : y^n = 1\}, \quad \mathcal{M}_2 = \{n \in \mathcal{N} : y^n = z^n - \rho/2\}, \\ \mathcal{M}_3 &= \{n \in \mathcal{N} : y^n = 0\}, \end{aligned} \quad (3.19)$$

where $\rho = 2(|\mathcal{M}_1| - M + \sum_{n \in \mathcal{M}_2} z^n)/|\mathcal{M}_2|$ follows from the tightness of the simplex constraint. In order to solve the projection problem, it suffices to determine a partition of contents into these sets. Note that given a candidate partition, we can check in linear time whether it satisfies all KKT conditions (and only the unique optimal partition does). Additionally, one can show that the ordering of contents in z is preserved at optimal y , hence a known approach is to search exhaustively over all possible ordered partitions, which takes $O(N^2)$ steps [231]. For our problem, we propose Algorithm 1, which exploits the property that all elements of z satisfy $z^n \leq 1$ except at most one (hence also $|\mathcal{M}_1| \in \{0, 1\}$), and computes the projection in $O(N \log N)$ steps (where the term $\log N$ comes from sorting z). In our simulations each loop is visited at most two times, and the OGA simulation takes comparable time with LRU.

Performance comparison

The online gradient descent (similar to OGA) is identical to the well-known *Follow-the-Leader* (FtL) policy with a Euclidean regularizer $\frac{1}{2\eta_t} \|y\|$, cf. [207], where FtL chooses in slot t the configuration that maximizes the average utility in slots $1, 2, \dots, t-1$; it is the hypothesis that best describes the existing observations. We may observe that the unregularized FtL applied here would cache the contents with the highest frequencies, hence it is identical to the LFU. Therefore, OGA can be thought of as a regularized version of a utility-LFU policy, where additionally to largest frequencies, we smoothen the decisions (by means of a Euclidean regularizer).

Algorithm 1: Fast Cache Projection on Capped Simplex

Require: M ; sorted $z^{(1)} \geq \dots \geq z^{(N)}$
Ensure: $y = \Pi_{\mathcal{Y}}(z)$

- 1: $\mathcal{M}_1 \leftarrow \emptyset, \mathcal{M}_2 \leftarrow \{1, \dots, N\}, \mathcal{M}_3 \leftarrow \emptyset$
- 2: **repeat**
- 3: $\rho \leftarrow 2(|\mathcal{M}_1| - M + \sum_{n \in \mathcal{M}_2} z^n) / |\mathcal{M}_2|$
- 4: $y^n \leftarrow \begin{cases} 1 & n \in \mathcal{M}_1, \\ z^n - \rho/2 & n \in \mathcal{M}_2, \\ 0 & n \in \mathcal{M}_3 \end{cases}$
- 5: $\mathcal{S} \leftarrow \{n \in \mathcal{N} : y^n < 0\}$
- 6: $\mathcal{M}_2 \leftarrow \mathcal{M}_2 \setminus \mathcal{S}, \mathcal{M}_3 \leftarrow \mathcal{M}_3 \cup \mathcal{S}$
- 7: **until** $\mathcal{S} = \emptyset$
- 8: **if** $y^1 > 1$ **then**
- 9: $\mathcal{M}_1 \leftarrow \{1\}, \mathcal{M}_2 \leftarrow \{2, \dots, N\}, \mathcal{M}_3 \leftarrow \emptyset$
- 10: Repeat 2-7

% KKT conditions are satisfied.

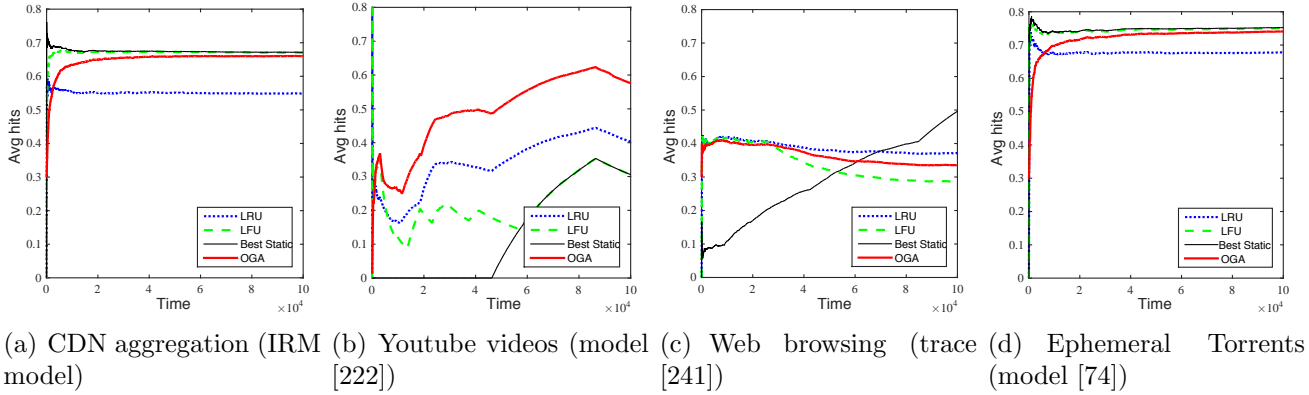


Figure 3.7: Average hits under different request models [86]; (a) i.i.d. Zipf, (b) Poisson Shot Noise [222], (c) web browsing dataset [241], (d) random replacement [74]; Parameters: $\gamma = 0.3, T = 2 \times 10^5, \eta = 0.1$.

Furthermore, OGA for $\eta = 1, w^n = w$ also bears similarities to the LRU policy, since recent requests enter the cache at the expense of older requests. Since the Euclidean projection drops some chunks from each content (see projection algorithm), we expect least recent requests to drop first in OGA. The difference is that OGA evicts contents gradually, chunk by chunk, and not in one shot. As a consequence, the two policies take strongly correlated decisions, but OGA additionally “remembers” which of the recent requests are also infrequent, and decreases corresponding y^n values (as LFU would have done).

Finally, in Fig. 3.7 we compare the performance of OGA to LRU, LFU, and the best in hindsight static configuration. We perform the comparison for catalogs of 10K contents, with a cache that fits 3K contents, and we use four different request models: (a) an i.i.d. Zipf model that represents requests in a CDN aggregation point [86]; (b) a Poisson shot noise model that represents ephemeral YouTube video requests [222]; (c) a dataset from [241] with actual web browsing requests at a university campus;

and (d) a random replacement model from [74] that represents ephemeral torrent requests. We observe that OGA performance is always close to the best among LFU and LRU due to its universality. The benefits from the second best policy here is as high as 16% over LRU and 20% over LFU.

3.4 Further notes on popularity prediction

It should be now apparent that learning content popularity is central to caching optimization. Standard paging and caching policies such as LRU, LFU, and others, learn the content popularity in a certain heuristic manner, which is often embedded in the way they take caching decisions. Rather than following such reactive techniques, a recent research trend aims to predict content popularity and then optimize the content placement accordingly. In this concluding subsection, we provide a quick survey of *popularity prediction* techniques.

Perhaps the most standard way of predicting popularity is to assume its distribution is time-invariant, and use historical data for prediction. In this case, an unbiased predictor of popularity is the content frequency, i.e., LFU predicts a static popularity. As we saw in chapter 2, however, the assumption of static popularity is rarely true since real datasets exhibit temporal locality. Indeed, time-invariant models such as the IRM are considered accurate for short time intervals [43], but applying them to a large time-scale analysis is problematic. If we assume time-variant popularity, we may take a Bayesian approach in predicting popularity, similar to the rectangular-SNM classifier of [141] explained in section 2.3.2. This approach had the advantage of correcting the prediction according to the information provided by the prior model. The Bayesian methodology can be applied to other non-stationary models as well. However, non-stationary models such as SNM have their own limitations when it comes to popularity prediction: (i) they have many degrees of freedom, hence making data fitting quite cumbersome, e.g., in [222] the authors advocate to restrict to 4 different popularity profiles, and (ii) they subscribe to a specific “non-stationarity”, which leads to overfitting, i.e., producing predictions that are tightly related to the specific non-stationary model. When reality deviates from our selected non-stationary model, prediction errors occur. The quest for the right non-stationary model of content popularity is still open.

Another methodology for prediction is to take a model-free approach, which is agnostic to the prior stochastic model. For instance [213, 202] employ *Q-learning*, and [153] leverages a scalable prediction approach; these methods assume that the evolution of popularity is stationary across time but its distribution is unknown, see also stochastic bandit models which assume partial feedback [39], and transfer learning [21]. In the case of non-stationary unknown distributions, the online caching framework explained in section 3.3 can be used to derive the optimal learning technique if caching decisions are fractionals. If we restrict to caching entire contents, then popularity prediction is studied in [204, 75, 157].

It is important for caching policies to assimilate popularity changes as fast as possible. [148] suggests that (most) eviction policies can be modeled as Markov chains, whose mixing times give us a figure of how “reactive” the policy is, or else how true to its stationary performance. A practical lesson learned is that although multi-stage *q*-LRU offers LFU-like hit rate performance, it adapts slowly to popularity changes. From the analysis presented in this chapter, we saw that the regret in online caching is $\Theta(\sqrt{MT})$. This also provides an insight on how quickly we should expect to learn a good prediction. If M is similar to T , the regret becomes $\Theta(T)$, which means that there is not enough time to accurately learn the optimal configuration. In other words, we expect to learn a good prediction at an horizon which is at least as big as the number of contents we can cache.

Other related works look at how a trending file will evolve [78], or how social networks can be used

to predict the file popularity [12]. Notably, some works even propose the use of recommendations as a means to actually engineer content popularity [53, 93], and even jointly optimize recommendations and caching decisions [132].

The topic of learning popularity is an exciting one. In wireless networks, request patterns have low spatial intensity, which makes accurate popularity prediction essential but challenging. We mention here some practical challenges: (i) the learning rate depends on the rate of requests (number of requests per unit time), and hence on the location (and aggregation layer) of the studied cache, (ii) the content popularity is affected by user community characteristics, and thus learning relates to the geographical characteristics of caches, and (iii) while a popularity model can enhance the accuracy of prediction, it also creates an inherent weakness, that on relying on a pre-specified model which might not be the true depiction of reality; the designer of a caching system must decide which of the two approaches (model-based or model-free) is the most beneficial at each occasion.

Chapter 4

Caching networks

In this chapter we shift our attention to caching networks (CNs), i.e., systems of interconnected caches. The management of these complex systems requires the joint design of caching and routing policies, but involves also decisions about the deployment and dimensioning of the cache servers, Fig. 4.1. These decisions were historically realized in different time scales, but the increasingly flexible network control tools tend to blur these boundaries. We focus on *proactive caching* which refers to techniques that populate the caches based on the expected demand [20], [218]. In the sequel we focus on the most important CN models and present key algorithms for optimizing their performance.

4.1 CN Deployment and Management

4.1.1 Caching Network Model

The basic element of a caching network is a graph $G = (\mathcal{V}, \mathcal{E})$, where \mathcal{V} is the set of $V = |\mathcal{V}|$ nodes and \mathcal{E} is the set of $E = |\mathcal{E}|$ directional links, defined as ordered pairs of nodes. Graph G summarizes the available locations for the deployment of caches, the points of end-user demand, and the links connecting them. Each link $e \in \mathcal{E}$ has a maximum capacity of b_e bytes/sec and each transferred byte induces d_e units of monetary, delay or other type of cost. We assume that there is a total storage budget of B bytes that can be allocated to nodes in \mathcal{V} , which in some cases is node-specific. The deployment of a cache at node v induces c_v cost per storage unit. Each node v generates requests for files in the catalog \mathcal{N} at a rate $\lambda_{vn} \geq 0$, $n \in \mathcal{N}$. This may correspond to the aggregate demand of several users which are accessing the network via node u .

We consider the *anycast* model, where a file can be retrieved from any node that has a replica of it. We denote with $\mathcal{P}_{v,u}$ the set of paths¹ that can be used to transfer files from node v to u . The set of all paths in the network is \mathcal{P} , and to facilitate notation we also define the aggregate cost $d_p = \sum_{e \in p} d_e$ of each path $p \in \mathcal{P}$. In summary:

¹The paths can be given exogenously, i.e., being precomputed and used as parameters in the CN problem; or they can be calculated as part of the problem.

Caching Network (CN)

A caching network is a network graph $G = (\mathcal{V}, \mathcal{E}, \mathbf{c}, B, \boldsymbol{\lambda}, \mathbf{b}, \mathbf{d})$ where:

- \mathcal{V} is a set of nodes,
- \mathcal{E} is a set of directional links,
- $\mathbf{c} = (c_v, v \in \mathcal{V})$ is the storage cost vector (\$/byte),
- $B = (B_v, v \in \mathcal{V})$ is the vector of cache capacities (bytes),
- $\boldsymbol{\lambda} = (\lambda_{u,n}, v \in \mathcal{V}, n \in \mathcal{N})$ is the demand matrix (requests/sec),
- $\mathbf{b} = (b_e, e \in \mathcal{E})$ is the link capacity vector (bytes/sec), and
- $\mathbf{d} = (d_e, e \in \mathcal{E})$ is the routing cost vector (\$/byte/sec).

We can obtain certain caching networks from the above CN model as follows. The set of links \mathcal{E} can be used to determine a specific graph structure, such as a bipartite or tree network; setting $b_e = \infty, \forall e$ makes the CN *link-uncapacitated*; and if $c_v = 0, \forall v \in \mathcal{V}$ and/or $d_e = 0, \forall e \in \mathcal{E}$ then the storage and routing costs become irrelevant. Finally, in some CNs the caches can be deployed only in a subset $\mathcal{V}_c \subset \mathcal{V}$ of nodes, and the requests emanate from certain nodes $\mathcal{V}_r \subset \mathcal{V}$. These can be captured by setting $\lambda_{v,n} = 0$ for $v \in \mathcal{V} \setminus \mathcal{V}_r$, and $B_v = 0$ for $v \in \mathcal{V} \setminus \mathcal{V}_c$, respectively.

4.1.2 CN Optimization

The full scale version of the CN design and management problem, henceforth referred to as DCR, includes the cache deployment, content caching and routing decisions. In detail, the CN-related decisions can be classified as follows:

- **Cache Deployment:** decide at which nodes to deploy the caches. This is also referred to as *storage deployment*.
- **Cache Dimensioning:** select the storage capacity of each cache.
- **Content Caching:** decide which files will be placed at each cache. This is also referred to as the (proactive) *caching policy*.
- **Content Routing:** determine which cache will satisfy each request, and which paths will be employed to route files to requesters. These decisions constitute the *routing policy*.

Clearly, one can consider additional decisions involved in the design of CNs as, for example, dimensioning the network links or the servicing capacity of each cache server. Due to the different time-scale of these decisions, and not least due to the complexity of DCR, it is not common to optimize them jointly; with few notable exceptions such as [26], [140].

Cache Dimensioning. Each node $v \in \mathcal{V}$ can be equipped with a cache of size $x_v \geq 0$ storage units, and we define the vector $\mathbf{x} = (x_v, v \in \mathcal{V})$ for the network. Note that x_v has been defined here in such

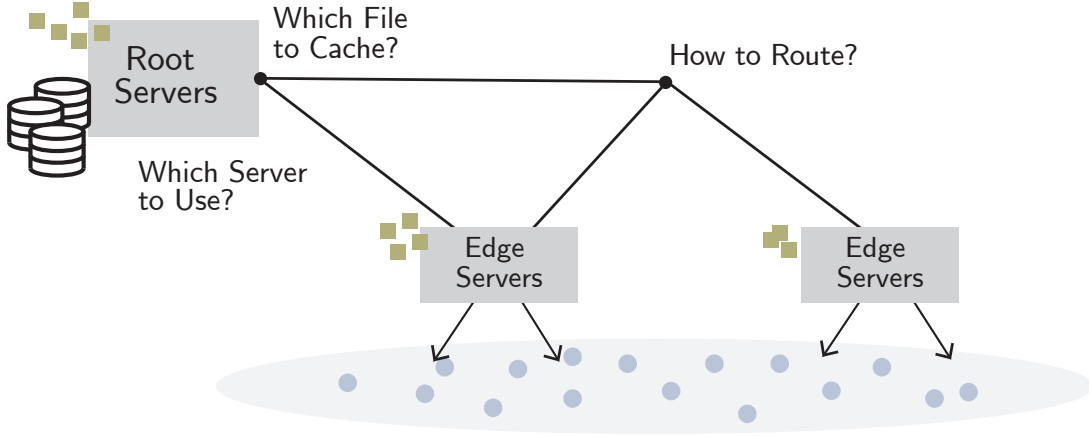


Figure 4.1: Decisions in Caching Networks. **Small time scale:** at which server to cache? and from which server to fetch the file (routing)? The caching and routing decisions are inherently coupled, as a request can only be fetched from a server having the requested file. **Large time scale:** where to place servers, and how to dimension the server storage and the capacities of the links connecting them?

a way that it simultaneously encompasses the deployment and dimensioning of cache v , but these decisions can be also considered separately. Vector \mathbf{x} must satisfy the *storage budget constraint*:

$$\sum_{v \in \mathcal{V}} x_v \leq B, \quad (4.1)$$

which might arise for economic or other reasons.² Then, the set of eligible cache deployment decisions can be defined as follows:

$$\mathcal{X} = \{\mathbf{x} \in \mathbb{R}_+^V \mid (4.1)\}. \quad (4.2)$$

Content Caching. We introduce the caching variables $y_{v,n} \in \{0, 1\}$ which determine if file n is placed at node v ($y_{v,n} = 1$), or not. The vector $\mathbf{y} = (y_{v,n} : v \in \mathcal{V}, n \in \mathcal{N})$ specifies the caching policy, which belongs to set:

$$\mathcal{Y} = \{\mathbf{y} \in \{0, 1\}^{V \times N}\}. \quad (4.3)$$

Clearly, the caching decisions must satisfy the *cache size constraint*:

$$\sum_{n \in \mathcal{N}} y_{v,n} \leq x_v, \quad \forall v \in \mathcal{V}, \quad (4.4)$$

in order to ensure that files are cached only at nodes where storage has been deployed, and that their aggregate size does not exceed the cache capacity.

File Routing. The routing is decided by variables $f_{p,n} \in \{0, 1\}$, $p \in \mathcal{P}_{v,u}$ which determine whether path p will be used to transfer file n from cache v to user u ($f_{p,n} = 1$). The routing policy is denoted $\mathbf{f} = (f_{p,n} : p \in \mathcal{P}, n \in \mathcal{N})$. This definition corresponds to the *unsplittable* traffic model. Another option is to allow *splitting* the traffic in an arbitrary fashion among paths, i.e., $f_{p,n} \in [0, 1]$. When demand is *inelastic*, i.e., all requests must be satisfied, the following *file delivery constraint* must be enforced:

$$\sum_{v \in \mathcal{V}} \sum_{p \in \mathcal{P}_{v,u}} f_{p,n} = 1, \quad \forall u \in \mathcal{V}, n \in \mathcal{N}. \quad (4.5)$$

²Dimensioning decisions are increasingly important because softwarization and cloud technologies allow us today to modify the size of a cache over time in a flexible manner.

In case the link costs represent delay, one could consider a quality-of-service (QoS) requirement for delivering the files within a certain delay window D_{th} . This can be ensured by imposing the *QoS constraint*:

$$f_{p,n}d_p \leq D_{th}, \quad \forall p \in \mathcal{P}, n \in \mathcal{N}. \quad (4.6)$$

Note that if $f_{p,n}$ is continuous, then (4.6) needs to include an indicator function that does not allow a non-zero flow unless the path has an admissible delay. Finally, the total traffic over each link cannot exceed its capacity, hence we have the *routing constraint*:

$$\sum_{v,u \in \mathcal{V}} \sum_{p \in \mathcal{P}_{v,u}} \sum_{n \in \mathcal{N}} f_{p,n} \lambda_{u,n} \leq b_e, \quad \forall e \in \mathcal{E}. \quad (4.7)$$

Collecting the above constraints, we define the set of eligible routing decisions:

$$\mathcal{F} = \{\mathbf{f} \in \{0, 1\}^{P \times N} \mid (4.5); (4.6); (4.7)\}. \quad (4.8)$$

One key property of DCR is the coupling among the caching and routing decisions. In particular, a request should not be routed to a node that does not have cached the requested file. This can be enforced with the *file availability* constraint:

$$f_{p,n} \leq y_{v,n} \quad \forall p \in \mathcal{P}, n \in \mathcal{N}, u \in \mathcal{V}, \quad (4.9)$$

that allows $f_{p,n}$ to take non-zero values only if $y_{v,n} = 1$. We will see in Sec. 4.5 that this constraint can be omitted if the cost of a cache miss is incorporated in the objective.

The objective function of DCR, $J(\mathbf{f}, \mathbf{x})$, captures the cost of deploying the caches and routing the files. A typical case is when these costs are linear:

$$J(\mathbf{f}, \mathbf{x}) = \underbrace{\beta_1 \sum_{u,v \in \mathcal{V}} \sum_{p \in \mathcal{P}_{v,u}} \sum_{n \in \mathcal{N}} f_{p,n} \lambda_{u,n} d_p}_{\text{routing cost}} + \underbrace{\beta_2 \sum_{v \in \mathcal{V}} x_v c_v}_{\text{deploym. cost}}, \quad (4.10)$$

where parameters $\beta_1, \beta_2 \geq 0$ tune the relative importance of the two cost components. Clearly, there are several other options for $J(\cdot)$. For example, one can include the caching operational expenditures which increase with the volume of stored files; and the cost d_p might be a function of the amount of data traversing path p .

We can now formulate the joint cache deployment, file caching and routing problem:

Deployment, Caching, and Routing (DCR)

$$\begin{aligned} & \min_{\mathbf{f} \in \mathcal{F}, \mathbf{x} \in \mathcal{X}, \mathbf{y} \in \mathcal{Y}} J(\mathbf{f}, \mathbf{x}) \\ \text{s.t.} \quad & \sum_{n \in \mathcal{N}} y_{v,n} \leq x_v, \quad \forall v \in \mathcal{V}; \end{aligned} \quad (4.11)$$

$$f_{p,n} \leq y_{v,n}, \quad \forall u, v \in \mathcal{V}, p \in \mathcal{P}_{v,u}, n \in \mathcal{N}. \quad (4.12)$$

In the general case and assuming linear cost functions, DCR is a Mixed Integer Linear Program (MILP) that is NP-hard to solve optimally, e.g. see [23] for a reduction from the unsplittable hard-capacitated facility location problem. Furthermore, most DCR instances are solved for networks with

hundreds or thousands of nodes, thousands or millions of files, and possibly many paths. Therefore, most often we focus on polynomial-time approximation algorithms or employ greedy algorithms or other heuristics that perform well in practice.

In the sequel we discuss certain important instances of DCR. First, we ignore the caching decisions and consider the storage deployment problem which can be studied separately or jointly with routing. This is a network design problem, solved at a coarse time scale. We next introduce the seminal femtocaching problem and study how to optimize caching policies on bipartite network graphs. We continue with capacitated bipartite networks, and then analyze joint routing and caching policies for hierarchical networks. We conclude with general CN problems involving arbitrary network graphs, congestible links, and non-linear objective functions.

4.2 Design of Caching Networks

The design of CNs consists in selecting at which nodes to deploy the caching servers, and how to assign the user demand to them. In some cases, it is also necessary to dimension the storage or servicing capacity³ of the deployed caches. This problem is more challenging to solve in the presence of such servicing constraints; and when the network links are capacitated or induce load-dependent routing costs. In these cases the deployment decisions for the different caches are intertwined, and it does not suffice to consider shortest-path routing.

A meaningful design criterion is to minimize the cache deployment costs, including also the routing costs when relevant, for the expected demand λ . In other cases we might need to consider QoS constraints that bound the delay for every delivered file, or we might decide to minimize the maximum delay experienced by any user. In sum, the CN design criteria can be broadly classified in two categories: (i) those that optimize aggregate quantities (e.g., total cost); and (ii) those that bound worst-case performance (e.g., maximum delay).

CN design problems can be solved by employing *facility location theory* [166, 162] which studies the optimal deployment of facilities based on certain cost criteria. Although the problem of facility location is primarily encountered in the context of deploying warehouses for supply chains, the deployment of caching servers is not so different. In particular, caches for the Internet play the role of warehouses since they store content (product) before its delivery to the end users. Hence, their location is of extreme importance for optimizing the content delivery service (in terms of delay or routing costs), in a similar way that the location of warehouses shapes the performance of a supply chain.

There is a vast literature studying the different FL problem variants. A basic criterion for their taxonomy is whether the number of facilities is predetermined (k -center and k -median problems) or not (fixed charge problems). Also, the serving capacity of each facility can be bounded (hard-capacitated) or not (uncapacitated), and the demand of each point can be served concurrently by many facilities (splittable demand) or only by one facility (unsplittable). Any combination of these features creates a different FL problem, which are typically NP-hard to solve optimally as they generalize the set cover problem.

³The servicing capacity constraint might arise for practical reasons, e.g., due to computing capacity or I/O limitations of the servers, or might be imposed by the system designer to achieve load balancing.

Facility Location Problems FLP can either optimize maximum distance, e.g., k -center problem, or average distance criteria, e.g., k -median and fixed charge problems. We refer the reader to [65, 210] for a detailed taxonomy.

- *k -center.* Given a set \mathcal{V} of locations and distances \mathcal{P} , open k facilities and select the demand-facility assignments \mathcal{F} , to **minimize the maximum distance** $P_{v,u}$ for any pair (v, u) with $f_{v,u} = 1$.
- *k -median.* Given a set \mathcal{V} of locations and distances \mathcal{P} , open k facilities and select the demand-facility assignments \mathcal{F} , to **minimize the aggregate distance** $\sum_{v,u} P_{v,u}$ for all (v, u) pairs with $f_{v,u} = 1$.
- *Uncapacitated fixed-charge.* Given a set \mathcal{V} of locations, distances \mathcal{P} , and deployment costs \mathbf{c} , decide how many and which facilities to open, and select the assignments \mathcal{F} , to **minimize the aggregate distance and deployment costs**.

There are several algorithms for solving the different FLP instances. Starting from the k -center problem, a greedy algorithm which iteratively opens a new facility at a location that is farther away from the existing ones, ensures cost no more than twice the optimal, i.e., guarantees a 2-approximation solution. It has been shown that there is no polynomial time algorithm that can achieve a better ratio [114]. The k -median problem is more intricate. It is known that it cannot be approximated better than $1 + 2/e \approx 1.73$ [122]. The first constant approximation algorithm was based on LP-rounding and achieved a $6\frac{2}{3}$ ratio [51], subsequently reduced to 4 in [121]. An interesting approach was presented in [11], where a local search algorithm iteratively swaps p of the k facilities, and selects the minimum cost configuration. This was shown to provide a $3 + 2/p$ approximation, but the complexity increases fast with p . This algorithm has been extensively used in caching where typically $p \leq 3$ [124, 130, 214]. The approximation ratio has been improved to $(1 + \sqrt{3} + \epsilon)$ [152] using a *pseudo-approximation* technique, i.e., by disregarding the effect of the number of facilities in the approximation.

For the fixed-charge problems, the complexity depends on whether there is an underlying metric space or not. The non-metric problems are NP-hard to approximate. For metric settings, the *Uncapacitated Facility Location* (UFL) instance attains a ratio no-less than 1.463 [104], while [150] proposed a 1.488-approximation algorithm. A practical 1.861-approximation algorithm is given in [122], that uses the concept of budget for locations which are bidding to open facilities. The capacitated variant (CFL) is NP-hard to approximate when the demand is unsplittable [23, 210]; admits a 5.83-approximation algorithm if demand is splittable [239] that can be further improved to 5 for uniform opening costs [146]. See also [123] for a technique that employs UFL algorithms for solving soft-capacitated FLPs, where multiple capacitated facilities can be deployed in each location. The above algorithms constitute a very useful toolbox for formulating and solving the various CN design problems. We study some representative instances below.

Deployment Formulations

We start with problem (D1). First, observe that the caching decisions \mathbf{y} can be dropped, and this reduces substantially the dimension of the problem. Second, we are interested here in the aggregate demand λ_u of each user $u \in \mathcal{V}_r$, instead of the per-file requests $\lambda_{u,n}$. Third, if the network links are uncapacitated and non-congestible, i.e., cost d_e does not depend on the amount of data routed over link $e \in \mathcal{E}$, then the routing policy can be replaced by assignment decisions $f_{v,u} \in \{0, 1\}, \forall v, u \in \mathcal{V}$, where $f_{v,u} = 1$ selects the shortest path $p^* \in \mathcal{P}_{u,v}$, which has delay $d_{v,u} = d_{p^*}$. Finally, without loss of generality, we assume below that all caches have the same size B and that only one cache can be deployed at each location.

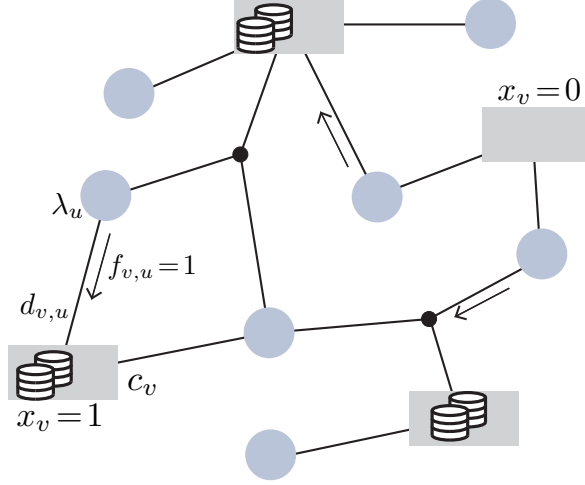


Figure 4.2: The cache deployment as a facility location problem. Each node v represents an eligible location for opening a facility, i.e., deploying a cache ($x_v = 1$) with cost c_v . The files must be routed from open facilities to each requester u ($f_{v,u} = 1$), paying the respective routing cost $d_{v,u}$ for each unit of demand λ_u at node u .

Under these assumptions, the eligible routing and storage deployment policies for (D1) are:

$$\mathcal{F}_{D_1} = \left\{ \mathbf{f} \in \{0, 1\}^{V \times V} \mid \sum_{v \in \mathcal{V}} f_{v,u} = 1, \forall u \in \mathcal{V} \right\}, \mathcal{X}_{D_1} = \{ \mathbf{x} \in \{0, 1\}^V \}$$

and the respective problem is formulated as follows:

Deployment (D1)

$$\min_{\mathbf{f} \in \mathcal{F}_{D_1}, \mathbf{x} \in \mathcal{X}_{D_1}} \sum_{v \in V} x_v c_v + \sum_{v, u \in \mathcal{V}} f_{v,u} \lambda_u d_{v,u} \quad (4.13)$$

$$\text{s.t.} \quad f_{v,u} \leq x_v, \quad \forall v, u \in \mathcal{V}. \quad (4.14)$$

It is interesting to note that once \mathbf{x} is decided, then the optimal \mathbf{f} for (D1) can be found by assigning each request to the cache offering the minimum routing cost. However, when there is a servicing capacity F_v at each facility v ,

$$\sum_{u \in \mathcal{V}} f_{v,u} \lambda_u \leq F_v, \quad v \in \mathcal{V}, \quad (4.15)$$

the routing policy is not trivially specified by the cache deployment. For example, the closest cache to a node might be reachable only via highly congested links. Problem (D1) can be mapped to the UFL problem, see Fig. 4.2, and hence we can employ the above approximation algorithms for its solution.

A different version of this problem arises if there is no cache deployment cost but, instead, an upper bound B on the number of caches we can deploy.⁴ This is a classical k -median problem:

⁴In other formulations, B can capture the total amount of storage available for deployment in the different caches; or we might have a vector of such bounds $\mathbf{B} = (B_v, v \in \mathcal{V})$, one for each cache.

Deployment (D2)

$$\min_{\mathbf{f} \in \mathcal{F}_{D_2}, \mathbf{x} \in \mathcal{X}_{D_2}} \sum_{u,v \in \mathcal{V}} f_{v,u} \lambda_u d_{v,u} \quad (4.16)$$

$$\text{s.t. } f_{v,u} \leq x_v, \quad \forall v, u \in \mathcal{V}. \quad (4.17)$$

where $\mathcal{F}_{D_2} = \mathcal{F}_{D_1}$ and:

$$\mathcal{X}_{D_2} = \{\mathbf{x} \in \{0,1\}^V \mid \sum_{v \in \mathcal{V}} x_v \leq B\}.$$

An interesting twist of (D2) appears when we wish to minimize the worst delivery cost. In this case, the objective includes (a function of) this cost variable, denoted J_{th} , and the set \mathcal{F}_{D_2} must be amended to include the constraints:

$$\sum_{v \in \mathcal{V}} f_{v,u} \lambda_u d_{v,u} \leq J_{th}, \quad \forall u \in \mathcal{V},$$

which ensures that no active route will exceed the selected value for J_{th} .

Finally, in some CNs the caches need to sync with each other, periodically or on-demand, in order to ensure content consistency. This synchronization cost will be an additional component in the objective function and can be expressed as a Steiner tree connecting the caches. This is a suitable choice, for example, when we wish to minimize the bandwidth consumption or the delay of synchronization. This problem is a generalization of the connected facility location problem (CoFL), see [107], [217]. CoFLP was introduced in [106], and [73] provided a randomized algorithm with an expected approximation ratio of 4; [18] uses the term *connected data placement* to describe this problem in the context of CNs. In another case the CN designer might wish to bound the synchronization delay D_s for any pair of installed caches. This introduces the following constraint:

$$x_{v_1} \cdot x_{v_2} \cdot d_{v_1, v_2} \leq D_s, \quad \forall v_1, v_2 \in \mathcal{V}.$$

Such non-linear expressions in constraints or the objective compound further the optimization problem, but in certain cases they can be linearized, see [25] for an example.

Discussion of Related Work

The CN design problem has been extensively studied in the context of CDNs, see [203]. One of the first related studies is [147] which finds the delay-minimizing cache deployment when routing costs are fixed. The work [193] formulates an uncapacitated k -median CN problem to minimize the delay. The uncapacitated variant of FLP is used in [139], while [23] analyzes the unsplittable hard-capacitated case. The work in [72] considers the cache synchronization cost, showing that increasing the number of caches beyond a certain threshold induces costs that surpass benefits. The same problem is formulated as a CoFLP in [196]. Finally, [199] models the problem of server deployment as a splittable soft-capacitated FLP with path selection. The CN design problem is simplified when the network is a tree graph (contains no cycles). For example, [31] considers the capacitated cache deployment problem in trees and formulates an ILP for the case of splittable and non-splittable requests; [137] models the cache deployment as a k -median problem; and [105] studies hierarchical caching with heterogeneous caches.

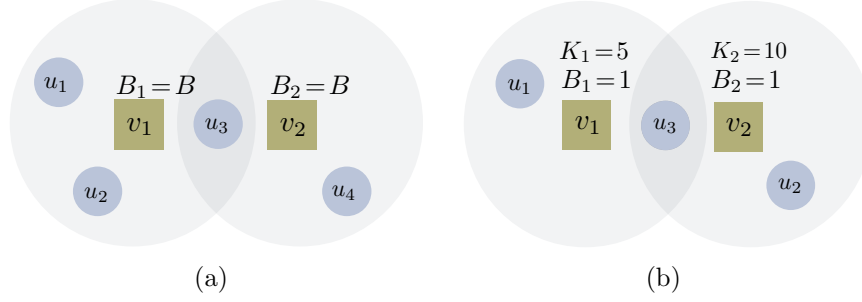


Figure 4.3: **(a): Impact of overlapping SBS areas.** If each SBS can cache B files, users u_1 and u_2 prefer SBS v_1 to cache the B most popular files; and similarly user u_4 for v_2 . However, u_3 would prefer v_1 to cache the B popular files and v_2 the second B most popular. **(b) Link capacities impact caching policy.** Each SBS can cache at most one of the two files n_1 and n_2 . The demands are $\lambda_{u_1, n_1} = 1, \lambda_{u_2, n_1} = 2, \lambda_{u_3, n_2} = 10$. Assuming v_1 can serve 5 requests and v_2 10 requests due to bandwidth constraints, the policy that maximizes the SBS hit ratio places n_1 to v_1 and n_2 to v_2 . This leaves only 2/13 requests for the MBS. If however there were no bandwidth limitations, then the optimal caching policy places n_2 to v_1 and n_1 to v_2 . Hence, adding the capacity limitation changes completely the optimal solution.

4.3 Bipartite Caching Networks

We turn now our focus to the design of caching and routing policies for bipartite network graphs where a set of caches serve a set of users. The bipartite model can capture a range of general caching networks, and has been recently used for the design of wireless edge caching systems. Namely, [103] proposed the *femtocaching* architecture where edge caches are placed at small cell base stations (SBSs) that underlay a macrocellular base station (MBS), and proactively cache files which are then delivered to closely-located users. Femtocaching reduces network expenditures as it saves the expensive MBS capacity; alleviates the congestion at the SBS backhaul links; and improves the user experience since it employs low-latency energy-prudent links.

The main goal in femtocaching design is to devise a caching policy that maximizes the hit rate of the SBS caches, or minimizes the file delivery delay by matching users to closest SBSs. These problems are equivalent when all wireless links have equal delay, and become NP-complete to solve optimally when the SBSs have overlapping coverage, Fig. 4.3(a). An important version of this problem arises in massive demand (or, ultra-dense) scenarios where the SBS wireless capacity can be drained by the user requests. These limitations affect the effectiveness of caching, see Fig. 4.3(b), and require the joint derivation of user association and caching policies. We start below with the typical femtocaching model in Sec. 4.3.1 and then we proceed to the analysis of its capacitated version in Sec. 4.3.2.

4.3.1 The Femtocaching Problem

Consider an area where wireless users place random file requests to a set of SBSs which serve as dedicated content distribution nodes, [102], [103]. The caches have limited storage capacity and transmission range, imposing constraints both on the file placement and the network connectivity. We assume there is an MBS which stores the entire file library and can serve all users, Fig. 4.4. In this context, the caching policy design can be formulated as follows: for a given file popularity distribution, cache capacity and network topology, *how should the files be placed at the caches such*

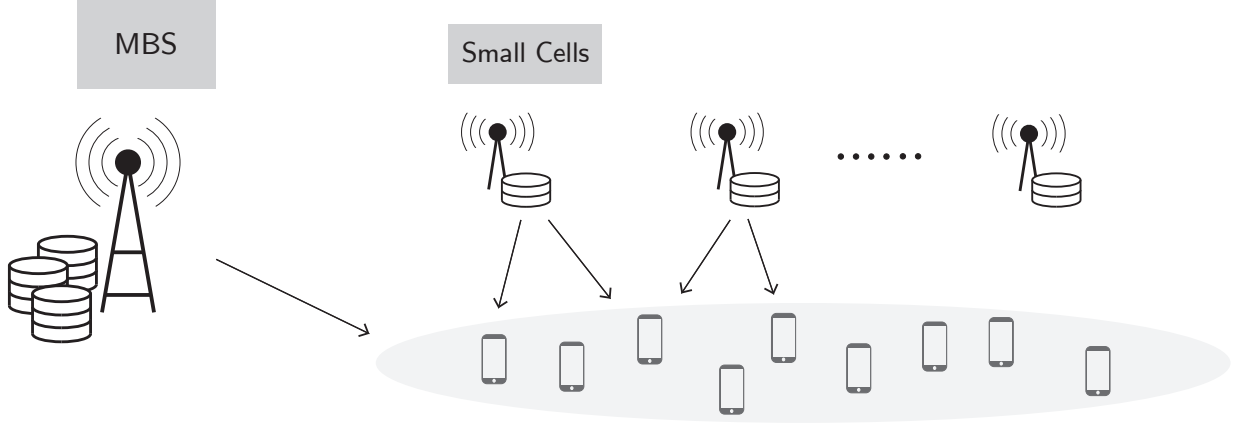


Figure 4.4: Femtocaching system model: a set of users in range with cache-enabled small cell base stations that underlay a macrocellular base station where the root servers are located.

that the average sum downloading delay of all users is minimized? We next provide the detailed model and solution approach.

Problem Definition

Consider a caching network $G = (\mathcal{V}, \mathcal{E}, \mathbf{c}, \mathbf{B}, \boldsymbol{\lambda}, \mathbf{b}, \mathbf{d})$, where nodes are partitioned to user locations $\mathcal{V}_r \subset \mathcal{V}$ and caching servers $\mathcal{V}_c = \mathcal{V}_c^0 \cup \{0\}$, where element $\{0\}$ denotes the MBS and \mathcal{V}_c^0 the SBSs. Costs are irrelevant $c_v = 0, v \in \mathcal{V}_c$, caches have equal capacity $B_v = B, v \in \mathcal{V}_c^0$ measured in number of files they fit, and link capacities are unbounded ($b_e = \infty, e \in \mathcal{E}$).

The existence of a link $e = (u, v) \in \mathcal{E}$ denotes that cache $v \in \mathcal{V}_c$ is reachable by user $u \in \mathcal{V}_r$, i.e., a wireless communication link connects them.⁵ The network graph is bipartite because no links exist between nodes of the same set. For convenience we also use $\mathcal{V}_c(u)$ and $\mathcal{V}_r(v)$ to denote the set of caches in range with user u , and the set of users in range with cache v , respectively. Also, we will be using $\mathcal{V}_c^0(u) = \mathcal{V}_c(u) \setminus \{0\}$ for each user u . The network performance is characterized by the average delay $d_{v,u}$ for delivering one byte from each cache v to each connected user u , and we assume the MBS has the worst performance, i.e., $d_{0,u} \geq d_{v,u}, \forall v \in \mathcal{V}_c$. Finally, the demand is considered homogeneous across users, i.e., $\lambda_{u,n} = \lambda_n, \forall u, n$. We revisit this assumption in Sec. 4.3.2.

The caching policy is described by the binary variables $y_{v,n} \in \{0, 1\}$ which determine whether file n is cached at SBS v . The set of eligible policies is:

$$\mathcal{Y}_{C_1} = \{\mathbf{y} \in \{0, 1\}^{\mathcal{V}_c^0 \times N} \mid \sum_{n \in \mathcal{N}} y_{v,n} \leq B, v \in \mathcal{V}_c^0\}. \quad (4.18)$$

Let us denote with \mathcal{M}_v the set of cached files at cache v . Taking the perspective of user location u , we denote with $\sigma_{u(j)}$ the index of the cache with the j th smallest delay for that user. That is, σ_u is a permutation that ranks the $\mathcal{V}_c(u)$ caches in increasing delay: $d_{\sigma_{u(1)},u} \leq \dots \leq d_{\sigma_{u(|\mathcal{V}_c(u)|)},u} \leq d_{0,u}$. Therefore, the average delay that u experiences under policy \mathbf{y} is:

$$D_u(\mathbf{y}) = d_{0,u} \sum_{n \in \mathcal{N}} \mathbb{1}(n, u, 0) \lambda_n + \sum_{j \in \mathcal{V}_c^0(u)} d_{\sigma_{u(j)},u} \sum_{n \in \mathcal{N}} \mathbb{1}(n, u, j) \lambda_n, \quad (4.19)$$

⁵We assume the SBSs and the MBS operate in disjoint channels, hence there is no interference in these links.

where $\mathbb{1}(n, u, j)$ is an indicator function taking value 1 if and only if under caching policy \mathbf{y} file n is placed at cache $\sigma_{u(j)}$, and not at any of the caches $i = 1, 2, \dots, \sigma_{u(j-1)}$; and $\mathbb{1}(n, u, 0)$ denotes that the file is not cached in $\mathcal{V}_c^0(u)$. That is:

$$\mathbb{1}(n, u, j) = \left[\prod_{i=1}^{j-1} (1 - y_{n, \sigma_{u(i)}}) \right] y_{n, \sigma_{u(j)}}, \quad \mathbb{1}(n, u, 0) = \left[\prod_{i \in \mathcal{V}_c^0(u)} (1 - y_{n, \sigma_{u(i)}}) \right].$$

An equivalent formulation for (4.19) that will be proved useful is:

$$\begin{aligned} D_u(\mathbf{y}) = & \sum_{n \in \mathcal{N}_{\sigma_{u(1)}}} \lambda_n d_{\sigma_{u(1)}, u} + \sum_{n \in \mathcal{N}_{\sigma_{u(2)}} \setminus \mathcal{N}_{\sigma_{u(1)}}} \lambda_n d_{\sigma_{u(2)}, u} + \\ & \sum_{n \in \mathcal{N}_{\sigma_{u(3)}} \setminus \{\mathcal{N}_{\sigma_{u(1)}} \cup \mathcal{N}_{\sigma_{u(2)}}\}} \lambda_n d_{\sigma_{u(3)}, u} + \dots + \sum_{n \notin \bigcup_{j=1}^{V_c^0(u)} \mathcal{N}_{\sigma_{u(j)}}} \lambda_n d_{0, u}, \end{aligned} \quad (4.20)$$

where each term represents the aggregate delay experienced by u when downloading files from the cache with the j th lowest delay, i.e., $v = \sigma_{u(j)}$, under the condition file n is not cached in any other cache with smaller delay.

Our goal is to minimize the average per-byte file delivery delay for all users, which can be equivalently expressed as maximizing the delay savings when using the SBSs instead of MBS:

Uncapacitated Caching (C1)

$$\max_{\mathbf{y} \in \mathcal{Y}_{C_1}} J(\mathbf{y}) = \sum_{u \in \mathcal{V}_r} (d_{0, u} - D_u(\mathbf{y}))$$

It is important to note that (C1) involves only caching decisions. This is possible because each user obtains the requested file from the cache that can deliver it with the smallest delay, and hence the routing decisions are directly determined by the caching policy. However, when the links are congestible or when there are hard capacity constraints, one needs to jointly (and explicitly) optimize the routing and caching decisions.

Computational Intractability

Given the theoretical and practical importance of the femtocaching problem, it is crucial to characterize its complexity. Unfortunately, (C1) is computationally intractable as the following theorem states.

Theorem 4.1: *Problem (C1) is NP-Complete.*

To prove this result, it suffices to consider a simplified version of the problem and use a reduction from the 2-disjoint set cover problem which is known to be NP-complete [46], and also prove that there is a polynomial-time verifier. In particular, consider an instance of (C1) where all delay parameters are equal, i.e., $d_{v, u} = d < d_{0, u}$, $\forall (v, u) \in \mathcal{E}$. In this case, we can define $d_u = d_{0, u} - d$ and rewrite (4.19) as:

$$J(\mathbf{y}) = \sum_{n=1}^N \lambda_n \sum_{u=1}^{V_r} d_u \mathbb{1}(n, u), \text{ where } \mathbb{1}(n, u) = 1 - \prod_{v \in \mathcal{V}_c^0(u)} (1 - y_{v, n}).$$

The indicator function $\mathbb{1}(n, u)$ assumes value 1 when at least one cache $v \in \mathcal{V}_c^0(u)$ has the file n requested by user u . The last summation can be interpreted as the *value* of each user, which is proportional to the probability of finding a file at the caches, multiplied by the respective delay savings. In order to prove our complexity claim, we consider the corresponding *decision* problem.

Cache Decision Problem (CDP): Given a CN $G = (\mathcal{V}_c \cup \mathcal{V}_r, \mathcal{E}, 0, \mathbf{B}, \boldsymbol{\lambda}, \infty, \mathbf{d})$, the catalog \mathcal{N} , the union \mathcal{A}_u of the cached files at caches $\mathcal{V}_c^0(u)$ in range with u , and a number $Q \geq 0$, determine if there exists a policy $\mathbf{y} \in \mathcal{Y}_{C_1}$ such that:

$$\sum_{u \in \mathcal{V}_r} d_u \sum_{n \in \mathcal{A}_u} \lambda_n \geq Q. \quad (4.21)$$

Let the above problem be denoted by $CDP(G, \mathcal{N}, Q)$. Given a policy \mathbf{y} , we may verify in polynomial-time whether (4.21) is true, therefore CDP is in NP. We will now use a reduction from the following NP-complete problem.

2-Disjoint Set Cover Problem (2DSC): Consider a bipartite graph $G_{sc} = (A, \Gamma, E)$ with edges E between two disjoint vertex sets A and Γ . For $b \in \Gamma$, define the neighborhood of b as $\mathcal{N}(b) \subseteq A$. Clearly it is $A = \bigcup_{b \in \Gamma} \mathcal{N}(b)$. Do there exist two disjoint sets $\Gamma_1, \Gamma_2 \subset \Gamma$ such that $|\Gamma_1| + |\Gamma_2| = |\Gamma|$ and $A = \bigcup_{b \in \Gamma_1} \mathcal{N}(b) = \bigcup_{b \in \Gamma_2} \mathcal{N}(b)$? Let this problem be denoted by $2DSC(G_{sc})$.

2DSC is NP-complete [46], and we show in the following lemma that given a unit time oracle for the CDP we can solve it in polynomial time.

Lemma 4.2: *2-Disjoint Set Cover \leq_P Cache Decision Problem.*

Proof. Consider an instance of the $2DSC(G_{sc})$ problem and the CDP oracle algorithm. First, build an CDP instance in the following manner. Set $G = G_{sc}$, $\mathcal{N} = \{1, 2\}$, $\boldsymbol{\lambda} = (\frac{1}{1+\epsilon}, \frac{\epsilon}{1+\epsilon})$ for some $\epsilon < 1$, $\mathbf{d} = \{1, 1, \dots, 1\}$, $B = 1$, $Q = V_r$. For this CDP instance, note that for any user u , $\mathcal{A}(u)$ can be $\{\}, \{1\}, \{2\}, \{1, 2\}$. Also, observe that the value of any user is $\sum_{n \in \mathcal{A}_u} \lambda_n \leq 1$ and it is exactly equal to 1 only if $\mathcal{A}_u = \{1, 2\}$. However, since $B = 1$, any cache can cache at most one file $n = 1$ or $n = 2$. It follows that the objective is equal to V_r only if $\mathcal{A}_u = \{1, 2\}, \forall u$, implying that every user u can reach at least one cache with file 1 and another with file 2.

On the CDP instance constructed above, call the oracle which returns a YES or NO in polytime. If it is a YES, we use the solution (content placement) and create a partition for $2DSC(G_{sc})$ by putting in set Γ_1 all caches with file 1 and in set Γ_2 those with file 2. These two sets then form a 2-disjoint set cover and we may conclude that the answer to $2DSC(G_{sc})$ is YES. If the oracle returns a NO for CDP, it follows that there is no content placement that will allow us to deliver both files to all users and achieve $Q = V_r$. It follows that there exist no partition of caches to sets Γ_1, Γ_2 such that every location is covered by both Γ_1 and Γ_2 , therefore the answer to $2DSC(G_{sc})$ is NO. See Fig. 4.5 for an example. \square

Given this result, we can only hope for a good approximation algorithm. It turns out that (C1) can be re-formulated as the maximization of a submodular function subject to matroid constraints. This favorable structure can be exploited to devise a computationally efficient algorithm with constant approximation ratio.

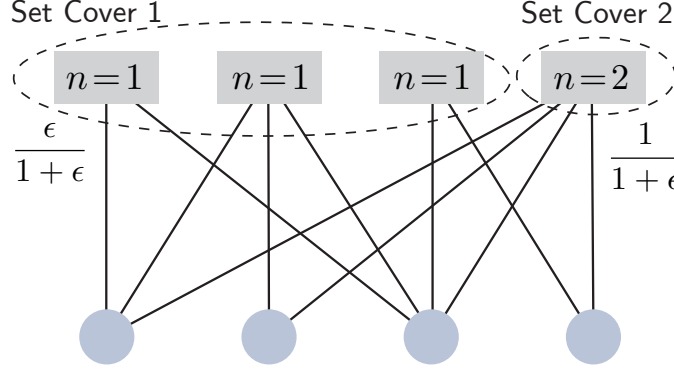


Figure 4.5: Reduction of CDP to the 2-disjoint set cover problem. An example with 4 users and 4 caches.

A Greedy Algorithm with Constant Ratio

First, we show that the caching constraints are independent sets of a matroid, see the box below for an introduction to matroids.

Matroids extend the concept of independence to general sets. Informally, given a finite ground set \mathcal{S} , a matroid is a way to label subsets of \mathcal{S} as “independent”. In vector spaces, the ground set is a set of vectors, and subsets are called independent if their vectors are linearly independent in the usual linear algebraic sense. Formally, [171] a matroid \mathcal{P} is a tuple $\mathcal{P} = (\mathcal{S}, \mathcal{I})$, where \mathcal{S} is a finite ground set and $\mathcal{I} \subseteq 2^{\mathcal{S}}$ (a subset of the power set of \mathcal{S}) is a collection $\{X, Y, \dots\}$ of subsets of \mathcal{S} that are *independent*, where this property admits a problem-specific interpretation, such that:

1. \mathcal{I} is nonempty.
2. \mathcal{I} is downward closed; i.e., if $Y \in \mathcal{I}$ and $X \subseteq Y$, then $X \in \mathcal{I}$.
3. If $X, Y \in \mathcal{I}$, and $|X| < |Y|$, then $\exists y \in Y \setminus X$ such that $X \cup \{y\} \in \mathcal{I}$.

An important class of matroids for caching are **partition matroids**, where the ground set is partitioned into (disjoint) sets $\mathcal{S}_1, \mathcal{S}_2, \dots, \mathcal{S}_l$ and each independent set Y has a limited overlap with all partitions, i.e.,

$$\mathcal{I} = \{Y \subseteq \mathcal{S} : |Y \cap \mathcal{S}_i| \leq k_i, \forall i = 1, \dots, l\}, \quad (4.22)$$

where $k_i > 0$ is the overlap bound allowed for partition \mathcal{S}_i . Note that this definition can be used to express the constraint that each caching policy needs to respect the storage capacities, which are modeled with parameters $k_i : i = 1, \dots, l$. When the caches have equal capacity $k_i = k, \forall i$, then we can use as well the **uniform matroid**:

$$\mathcal{I} = \{Y \subseteq \mathcal{S} : |Y| \leq k\}. \quad (4.23)$$

The key benefit of matroids is that any maximal independent set is also maximum; and as a result, finding maximal independent sets can be achieved by greedy algorithms.

For our femtocaching problem we define the following ground set:

$$S = \{s_1^1, s_2^1, \dots, s_N^1; \dots; s_1^{V^0}, s_2^{V^0}, \dots, s_N^{V^0}\}, \quad (4.24)$$

where s_n^v is an abstract element denoting the placement of file n into cache v . Set S can be partitioned

into V_c^0 disjoint subsets, $S_1, \dots, S_{V_c^0}$, where $S_v = \{s_1^v, s_2^v, \dots, s_N^v\}$ is the set of all files that might be placed at cache v .

Lemma 4.3: *The constraints of (C1) can be written as a partition matroid on the ground set S .*

Proof. In (C1) a content caching policy is expressed by matrix \mathbf{y} , and we define the respective caching set $Y \subseteq S$ such that $s_n^v \in Y$ if and only if $y_{v,n} = 1$. Notice that the nonzero elements of the v th column of \mathbf{y} correspond to the elements in $Y \cap S_v$. Hence, the eligible caching policies can be described as elements of the set \mathcal{I} , where:

$$\mathcal{I} = \{Y \subseteq S : |Y \cap S_v| \leq B, \forall v = 1, \dots, V_c\} \quad (4.25)$$

Comparing \mathcal{I} and the partition matroid definition (4.22), we see that our constraints form a partition matroid with $l = V_c$ and $k_i = B$, for $i = 1, \dots, V_c^0$. The partition matroid is denoted by $\mathcal{P} = (S, \mathcal{I})$. \square

Using now (4.20), we can rewrite the average delay expression as a set function. This will allow us to show that (C1) has a submodular objective function. We define for each user u :

$$\begin{aligned} D_u(Y) &= d_{\sigma_{u(1)},u} \sum_n \lambda_n Y_{\sigma_{u(1)}}^b(n) + d_{\sigma_{u(2)},u} \sum_n \lambda_n [Y_{\sigma_{u(2)}}^b(n) \wedge \bar{Y}_{\sigma_{u(1)}}^b(n)] \\ &\quad + d_{\sigma_{u(3)},u} \sum_n \lambda_n [Y_{\sigma_{u(3)}}^b(n) \wedge \bar{Y}_{\sigma_{u(2)}}^b(n) \wedge \bar{Y}_{\sigma_{u(1)}}^b(n)] + \dots \\ &\quad + d_{0,u} \sum_n \lambda_n [\bar{Y}_{\sigma_{u(|V_c(u)|-1)}}^b(n) \wedge \dots \wedge \bar{Y}_{\sigma_{u(1)}}^b(n)], \end{aligned} \quad (4.26)$$

where \wedge is the “AND” operation, Y_v^b is the boolean representation of $Y_v = Y \cap S_v$ and \bar{Y}_v^b is the complement of Y_v^b . The n th element of Y_v^b is denoted by $Y_v^b(n)$ which means that if s_n^v is included in set Y_v , then $Y_v^b(n) = 1$, and equal to 0 otherwise. Using (4.26) we can write:

$$J(Y) = \sum_{u \in \mathcal{V}_r} (d_{0,u} - D_u(Y)), \quad (4.27)$$

that expresses function $J(\cdot)$ as a set function. The following lemma characterizes $J(y)$ [102].

Lemma 4.4: *The objective of (C1) is a monotone submodular function.*

Given the above properties of the objective and constraints of (C1), we can use a *greedy* algorithm that myopically selects in each round the action that maximizes the objective. The algorithm starts with an empty set and at each iteration adds the element from the ground set with the highest marginal value while maintaining the solution feasibility.

The detailed steps are presented in Algorithm 2. First we find the element from all currently available ground elements that has the largest contribution in our objective function (line 3). Selecting $s_{n^*}^{v^*}$ means that we need to place file n^* at cache v^* , and then update the set Y_{v^*} of this cache (line 5) and the overall policy Y (line 6). At the same time, we remove this element from the set of available elements Z (line 7), and we keep track of the available elements at cache v^* by updating Z_{v^*} (line 8). In case the capacity of the selected cache v^* is exhausted, we reduce the ground set by removing all elements of Z_{v^*} (line 9) to save computation time in the next iteration. These steps are

Algorithm 2: Greedy Bipartite Caching Algorithm

```

1 Initialize:  $Z_v \leftarrow S_v, Y_v \leftarrow \emptyset, \forall v = 1, \dots, V_c; Z \leftarrow S; Y \leftarrow \emptyset.$ 
2 for  $i = 1, 2, \dots, B \cdot V_c$  do
3   Find the placement maximizing the marginal utility:
    $s_{n^*}^{v^*} = \arg \max_{z \in Z} J_Y(z) = J(Y \cup \{z\}) - J(Y);$ 
4   if  $J_Y(s_{n^*}^{v^*}) = 0$  then
   | Terminate;
   end
5    $Y_{v^*} \leftarrow Y_{v^*} \cup \{s_{n^*}^{v^*}\};$     %Update the cached files of cache  $v$ .
6    $Y \leftarrow Y \cup \{s_{n^*}^{v^*}\};$     %Update the caching policy.
7    $Z \leftarrow Z \setminus \{s_{n^*}^{v^*}\};$ 
8    $Z_{v^*} \leftarrow Z_{v^*} \setminus \{s_{n^*}^{v^*}\};$ 
9   if  $|Y_{v^*}| = B$  then
   |  $Z \leftarrow Z \setminus Z_{v^*};$     %Remove the elements of caches with no cache space.
   end
6 end
10 Output the optimal content placement set  $Y$ .
```

repeated $B \cdot V_c^0$ times, i.e., as many as the number of files that we can cache at caches. Since the objective function is submodular, the marginal value of elements decreases in each iteration. Thus, the algorithm terminates at the iteration where the largest marginal value is zero. Each iteration would involve evaluating marginal value of at most $N \cdot V_c$ elements and takes $O(V_r)$ time. Hence the running time would be $O(N^2 V_c^2 V_r)$.

Despite its simplicity, Algorithm 1 achieves a quite satisfactory result as the following Theorem states.

Theorem 4.5 (Greedy Approximation): *The Greedy Bipartite Caching algorithm achieves a result within a factor of $1/2$ of the optimal solution for (C1).*

This is a classical approximation result for this type of maximization problem, see [172]. Furthermore, a randomized algorithm which gives a $(1 - 1/e)$ -approximation has been proposed in [44], that consists of two parts. First, the combinatorial integer programming problem is replaced with a continuous one that is solved optimally. Then, the obtained feasible point is rounded using *pipage rounding* [7], a technique that achieves tight approximations through integer relaxation, and has been proved particularly useful in caching problems. However, the implementation of this algorithm is computationally demanding and increases fast with quantity $V_c \cdot N$.

4.3.2 Capacitated Femtocaching

The femtocaching problem becomes more challenging when the users are connected to the SBSs via links with limited bandwidth. In this capacitated case, routing to a cache is not to be taken for granted, since apart from the placement of the requested file, sufficient bandwidth for its delivery must also be secured [190]. The arising problem is similar to the capacitated facility location (CFL) problem discussed in Sec. 4.2, yet more challenging since a cache can serve a request only if it has enough capacity to store the file, and enough link bandwidth to transmit it. In other words, it is a two-dimensional hard-capacitated problem, and its mapping to CFL is not straightforward. As a

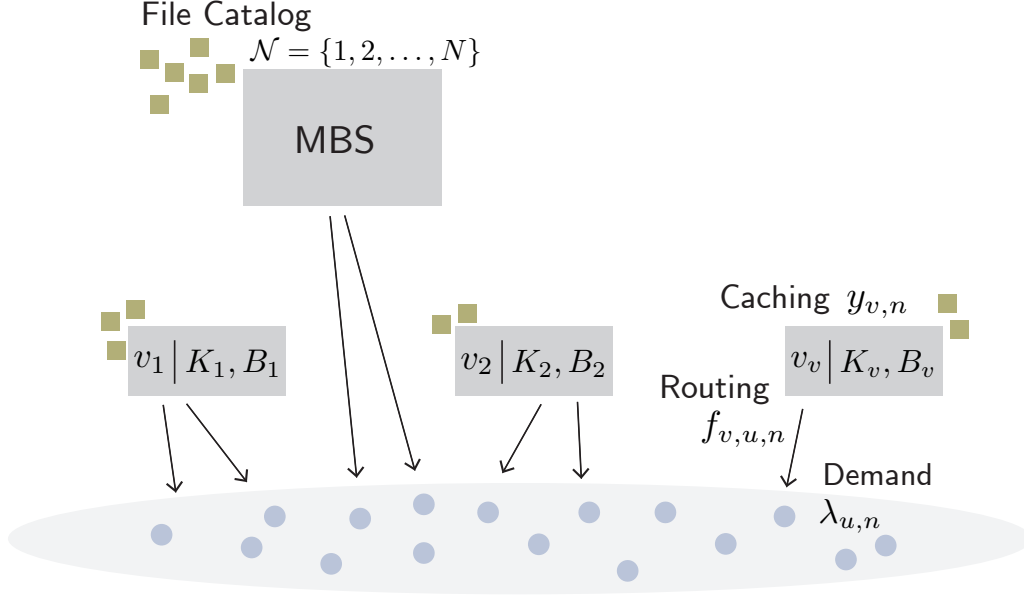


Figure 4.6: System model for cache-enabled and bandwidth-constrained SBSs that underlay a macrocellular base station.

matter of fact, if there were no bandwidth limitations, one could consider this caching problem as a collection of Uncapacitated Facility Location (UFL) instances (one per file) that are coupled due to the storage constraint of each cache [18]. In the following, we use here the Unsplittable Hard-Capacitated Facility Location (UHCFL) formulation in order to devise a joint caching and routing policy.

Problem Definition

We begin with (C1) and further add the consideration of finite transmission capacity. The set of eligible caching policies is:

$$\mathcal{Y}_{CR1} = \{\mathbf{y} \in \{0, 1\}^{V_c^0 \times N} \mid \sum_{n \in \mathcal{N}} y_{v,n} \leq B_v, \ v \in \mathcal{V}_c^0\},$$

which differs slightly from \mathcal{Y}_{C1} as each cache $v \in \mathcal{V}_c^0$ may have different storage capacity of B_v files. Every SBS v has a bounded transmission capacity and can deliver $K_v \geq 0$ data bytes within a time period T . Unlike (C1), we consider here heterogeneous demand and denote with $\lambda_{u,n}$ the expected number of requests for each file n in the catalog \mathcal{N} , generated by user $u \in \mathcal{V}_r$ during T .⁶ A request can be satisfied by any cache in $\mathcal{V}_c(u)$, Fig. 4.6, but the SBSs are preferable since they introduce smaller delay d than the MBS, i.e., $d < d_0$.

Due to the link capacities, we need to introduce routing decisions in order to explicitly determine how each request is satisfied. We consider the unsplittable routing model and denote with $f_{v,u,n} \in \mathbb{Z}^+$ the integer variable that decides the number of requests (n, u) routed to SBS v , and with $f_{0,u,n} \in \mathbb{Z}^+$

⁶We simplify the presentation by assuming that files have unit size and that $T = 1$, but the model and results can be easily generalized for any file size s and T ; see [190].

those routed to MBS.⁷ The routing policy is described by the vector $\mathbf{f} = (f_{v,u,n} : n \in \mathcal{N}, v \in \mathcal{V}_c, u \in \mathcal{V}_r)$ which belongs to set:

$$\mathcal{F}_{CR1} = \left\{ \mathbf{f} \in \mathcal{Z}_+^{V_c \times V_r \times N} \mid \begin{array}{l} \sum_{v \in \mathcal{V}_c} f_{v,u,n} = \lambda_{u,n} \\ \sum_{u \in \mathcal{V}_r, n \in \mathcal{N}} f_{v,u,n} \leq K_v, v \in \mathcal{V}_c^0 \\ f_{v,u,n} = 0, v \in \mathcal{V}_c \setminus \mathcal{V}_c(u), n \in \mathcal{N}, u \in \mathcal{V}_r \end{array} \right\}, \quad (4.28)$$

where we have included constraints to ensure that all requests are satisfied (inelastic demand), each SBS cannot be assigned more demand than its bandwidth capacity, and each SBS can serve only users within its range.

Given the above, the problem of devising the joint routing and caching policy that minimizes the requests routed to MBS, is modeled as follows:

Caching and Routing (CR1)

$$\begin{array}{ll} \min_{\mathbf{y} \in \mathcal{Y}_{CR1}, \mathbf{f} \in \mathcal{F}_{CR1}} & \sum_{u \in \mathcal{V}_r} \sum_{n \in \mathcal{N}} f_{0,u,n} \\ \text{s.t.} & f_{v,u,n} \leq y_{v,n} \lambda_{u,n}, \quad n \in \mathcal{N}, u \in \mathcal{V}_r, v \in \mathcal{V}_c^0. \end{array}$$

Note the coupling constraint between the routing and caching decisions, which ensures that requests are routed only to SBSs having cached the respective files, and do not exceed the total demand from each node u . Since the link delays are uniform, (CR1) is equivalent to a problem that minimizes the requests routed to MBS. Finally, it is easy to see that (CR1) is an NP-hard problem as it generalizes (C1) by incorporating bandwidth constraints.

Reduction to FLP and Algorithms

Unsplittable Hard-Capacitated Metric FLP (UHCMFL) We are given a set \mathcal{V} of locations, with a subset $\mathcal{V}_1 \subseteq \mathcal{V}$ of locations at which we may open a facility, and a subset $\mathcal{V}_2 \subseteq \mathcal{V}$ of client locations that must be assigned to an open facility. Let $\lambda_i \geq 0$ denote the demand of client $i \in \mathcal{V}_2$. Let c_j denote the cost for opening a facility at location $j \in \mathcal{V}_1$, and F_j its servicing capacity. Each client needs to assign its entire demand to a single facility. We denote $d_{ij} \geq 0$ the unit cost when facility j serves one demand unit of client i . We assume that these costs form a *metric*, i.e., they are non-negative, symmetric ($d_{ij} = d_{ji}$), and satisfy the triangle inequality: $d_{ij} + d_{jk} \geq d_{ik}$, $\forall i, j, k \in \mathcal{V}$.

Our goal is to determine the facility opening variables $x_j \in \{0, 1\}$, $j \in \mathcal{V}_1$, and the client assignment variables $f_{ij} \in \{0, 1\}$, $j \in \mathcal{V}_1$, $i \in \mathcal{V}_2$ so as to minimize the aggregate cost Q :

$$Q = \sum_{j \in \mathcal{V}_1} x_j c_j + \sum_{i \in \mathcal{V}_2} \sum_{j \in \mathcal{V}_1} \lambda_i d_{ij} f_{ij}, \quad (4.29)$$

while satisfying the demand, $\sum_{j \in \mathcal{V}_1} f_{ij} = 1, \forall i$ and the facility capacity constraints, $\sum_{i \in \mathcal{V}_2} \lambda_i f_{ij} \leq F_j x_j, \forall j$.

UHCMFL is NP-hard to approximate, and can be approximated within $O(\log V)$ distance if the capacities are violated by $(1 + \epsilon)$, for some $\epsilon > 0$; cf. [23].

⁷Since we have one-hop paths, we use directly pairs (v, u) to index the routing decisions instead of the path indices $p \in \mathcal{P}_{v,u}$.

We will next establish the equivalence of (CR1) with a specific instance of the facility location problem. This will serve as the building block for our optimization framework, helping us to develop practical approximation algorithms based on existing FLP solutions. We start with the definition of the FLP instance that we will use here; see also [23].

In order to obtain a mapping between the two problems we will model caching a file as “opening a facility”. However the connection between UHCMFL and (CR1) is non-trivial due to the co-existence of the bandwidth and storage constraints. Hence, we need to define demand in such a way so as to force that the opened facilities will respect the caching and link capacity constraints. In detail, we reduce any (CR1) problem to a specific UHCMFL instance, henceforth called U_{CR1} , by following the steps below:

- The set \mathcal{V}_1 consists of: (i) one facility named a_0 for the MBS, and (ii) a candidate facility location named a_{vn} for every SBS $v \in \mathcal{V}_c^0$ and every file $n \in \mathcal{N}$. The capacity of a_0 is set to $+\infty$ and to K_v for each a_{vn} , $\forall v \in \mathcal{V}_c^0$, $n \in \mathcal{N}$. The opening cost is set to 0 for every facility location.
- The set of clients \mathcal{V}_2 comprises subsets: (i) $\mathcal{V}_{2,1}$ that contains $\lambda_{u,n}$ clients $\forall u \in \mathcal{V}_r, n \in \mathcal{N}$, denoted as $b_{un1}, b_{un2}, \dots, b_{un\lambda_{u,n}}$, (ii) $\mathcal{V}_{2,2}$, with $N - B_v$ clients, denoted b'_{v1}, b'_{v2} , etc., $\forall v \in \mathcal{V}_c^0$, and (iii) $\mathcal{V}_{2,3}$ which contains $(B_v - 1)K_v$ clients, which are denoted b''_{v1}, b''_{v2} etc., $\forall v \in \mathcal{V}_c^0$. The demand of each client $b'_{vn} \in \mathcal{V}_{2,2}$ is equal to K_v . Each of the remaining clients $b_{unj} \in \mathcal{V}_{2,1}$ and $b''_{vn} \in \mathcal{V}_{2,3}$ has demand 1.
- Let c be an arbitrarily small positive constant. Then, the unit serving cost for each facility-client pair is specified as follows: (i) each pair of type (a_0, b_{unj}) , $\forall u, n, j$, has cost $1 + 0.5 + c$, (ii) each pair (a_{vn}, b_{unj}) , such that $v \in \mathcal{V}_c(u)$ and $j \in \{1, \dots, \lambda_{u,n}\}$, has cost $0.5 + c$, (iii) each pair (a_{vn}, b'_{vj}) , $\forall v, n, j$, has cost $0.5 + c$, (iv) each pair (a_{vn}, b''_{vj}) , $\forall v, n, j$ has cost $0.5 + c$. The cost value for each one of the remaining pairs is equal to the cost of the shortest path that connect this pair. Thus, the costs form a metric.

Let us explain the intuition of this mapping. Facility a_0 represents the MBS, and facilities a_{vn} , $\forall n$ the SBS v . Hence, the facility capacity choices indicate that MBS can serve all requests, while each SBS v can serve a certain number of them. Each client of type $b_{unj} \in \mathcal{V}_{2,1}$, $\forall v, n, j$ (whose demand is 1) represents one user request, while $b'_{vn} \in \mathcal{V}_{2,2}$, and $b''_{vn} \in \mathcal{V}_{2,3}$, $\forall v, n$ denote *virtual* requests that are designed to preserve the SBSs resource constraints. In particular, clients $b'_{vn} \in \mathcal{V}_{2,2}$ represent the files that cannot be cached in each SBS v , and there are $N - B_v$ such files. When a client b'_{vn} with demand K_v is associated to facility a_{vn} , it consumes all its capacity; which means that file n will not be cached at v and a_{vn} is removed from the list of eligible facilities. On the other hand, b''_{vn} clients ensure that the bandwidth constraint will be satisfied at SBS v . Without these clients the facilities violate K_v since each file (if cached at v) is allowed to serve up to K_v requests. This is achieved by the introduction of $(B_v - 1)K_v$ such virtual clients which will consume all the virtual bandwidth in the FLP instance. It is important to note that these virtual clients are indirectly connected to MBS through paths of high cost, and hence any FLP solution will opt to associate them with facilities of type a_{vn} . This choice of cost parameters ensures that the bandwidth and storage capacity constraints are satisfied.

After introducing the above, we can use any oracle for the U_{CR1} to build a solution for the (CR1) problem, by following three simple rules:

- Rule 1: For each facility a_{vn} not serving any client of the form $b'_{vj} \in \mathcal{V}_{2,2}, \forall j$, place file n to the cache of SBS v .
- Rule 2: For each facility a_{vn} serving a client of the form $b_{unj} \in \mathcal{V}_{2,1}, \forall v, n, u, j$ route the j^{th} request of user u for file n to SBS v .
- Rule 3: The remaining requests are routed to MBS.

Figure 4.7 presents an example. Squares represent the facilities and circles the clients. Users u_1 and u_2 request every file one time, while u_3 submits two requests for file $n = 1$. Solid lines connect clients to facilities with cost $0.5 + c$, and dashed lines model the links with cost $1 + 0.5 + c$. The cost value of each of the remaining pairs is equal to the cost of the shortest path that unites this pair. For example, the cost between b'_{11} and facility a_{21} is $1.5 + 3c$ (3 hops over links with cost $0.5 + c$). The demand of each virtual client is 1, except for the clients $b'_{vn} \in \mathcal{V}_{2,2}, \forall v, n$, whose demand is 2. The capacity of each facility is 2, except for a_0 which is uncapacitated.

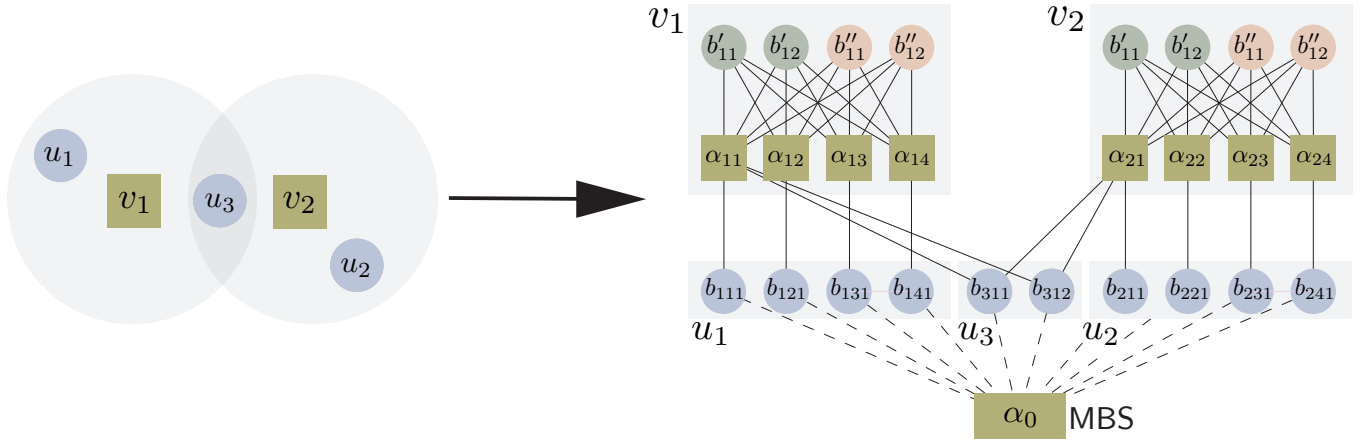


Figure 4.7: An example of constructing a UHCMFL instance from a (CR1) problem with $N = 4$ files, 2 SBSs with $B_1 = B_2 = 2$ and $K_1 = K_2 = 2$, and 3 users. Each SBS corresponds to the 8 components in the top of the UHCMFL instance ($N = 4$, thus we need 4 facilities and 4 clients), each user u to $\sum_{n=1}^4 \lambda_{u,n}$ of the bottom clients, and the MBS is the facility a_0 .

We now prove that the preceding reduction holds, using two lemmas. Let D denote the total demand of the clients in U_{CR1} . Then, we have:

Lemma 4.6: *For every feasible solution of (CR1) with value C , there is a feasible solution to U_{CR1} with total cost $C + D(0.5 + c)$.*

Proof. We construct the solution to U_{CR1} as follows:

1. We open all the facilities at zero cost.
2. For each file n not cached at SBS v , we assign the (entire) demand of one client of type $b'_{vj} \in \mathcal{V}_{2,2}, j \in \{1, \dots, N - B_v\}$ to the facility a_{vn} .
3. For each request generated by a user u for a file n served by an SBS v , we assign the demand of one client of type $b_{unj} \in \mathcal{V}_{2,1}, j \in \{1, \dots, \lambda_{u,n}\}$ to the facility a_{vn} .

4. The demand of a client of type $b''_{vj} \in \mathcal{V}_{2,3}$, $j \in \{1, \dots, (B_v - 1)K_v\}$, is randomly assigned to one of the facilities of the form a_{un} , $\forall n \in \mathcal{N}$, without violating their capacity constraints.
5. For each client $b_{unj} \in \mathcal{V}_{2,1}$ that has not been covered, we assign its demand to facility a_0 . Thus, every demand unit of the clients was assigned to a facility. An assignment to facility a_0 induces a per unit cost $1 + 0.5 + c$, while all other assignments induce a per unit cost $0.5 + c$. By construction, the total demand assigned to a_0 is equal to the requests that are routed to MBS (C). Thus, the solution has cost equal to $C + D(0.5 + c)$. \square

Lemma 4.7: *For every minimum cost solution of the U_{CR1} instance with total cost C , there is a feasible solution to the (CR1) problem with value $C - D(0.5 + c)$.*

Proof. We construct the solution to (CR1) as follows:

(i) *For each facility a_{vn} not serving any client of the form $b''_{vj} \in \mathcal{V}_{2,2}$, $\forall j$, place file n to the cache of SBS v (Rule 1).* Observe that each client $b''_{vj} \in \mathcal{V}_{2,2}$, $\forall j$, must be assigned to a facility of the form a_{vn} , $\forall n$, at per unit cost $0.5 + c$. This is because each of the other choices incurs at least $1 + 0.5 + 3c$ per unit cost. Thus, the extra cost paid is at least $1 + 2c$. On the other hand, each client $b_{unj} \in \mathcal{V}_{2,1}$, $\forall u, n, j$, can always be assigned to the facility a_0 at per unit cost $1 + 0.5 + c$. This means that the potential gain for assigning it to a facility of the form a_{vn} , $\forall n \in \mathcal{N}$, at cost $0.5 + c$, is equal to 1, which is strictly lower than the extra cost paid above. We also observe that, the demand of each of these clients is equal to the capacity of each of the facilities of the form a_{vn} , $\forall n \in \mathcal{N}$. There are $N - B_v$ such clients. Thus, these clients fully occupy the capacity of $N - B_v$ of these facilities. Consequently, exactly B_v of the above facilities will remain *uncovered* corresponding to the files placed at the cache of SBS v .

(ii) *For each facility of the form a_{vn} serving a client of the form $b_{unj} \in \mathcal{V}_{2,1}$, $\forall v, n, u, j$ route the j th request of user u for file n to SBS v (Rule 2).* Observe that each of the clients of type $b''_{vj} \in \mathcal{V}_{2,3}$, $\forall j$, must be assigned to one of the B_v *uncovered* facilities of the form a_{vn} , $\forall n$, similarly to the above case. The capacity of each of these facilities is equal to B_n . There exist $(B_v - 1)K_v$ such clients, each of them with demand equal to 1. Thus, the remaining capacity suffices for serving at most K_v units of demand of the clients $b_{unj} \in \mathcal{V}_{2,1}$, $\forall u, n, j$. By construction, a client $b_{unj} \in \mathcal{V}_{2,1}$ can be served by a facility a_{vn} with cost equal to $0.5 + c$ iff $v \in \mathcal{V}_c(u)$. The cost for serving $b_{unj} \in \mathcal{V}_{2,1}$ by a_{vn} , $\forall v \notin \mathcal{V}_c(0)$ is more than the serving cost by a_0 . Thus, at most K_v requests generated by users in the coverage area of an SBS v will be routed to v , $\forall v \in \mathcal{V}_c$. The remaining $C - D(0.5 + c)$ requests will be routed to the MBS (Rule 3). \square

We now present an approximation framework for (CR1) based on the above two-way reduction. Given that it is NP-hard to approximate the optimal solution of UHCMFL, previous work focused on obtaining *bi-criteria* approximation algorithms [23], [210]. Formally, an (α, β) -bi-criteria approximation algorithm finds an infeasible solution with cost at most $\alpha \geq 1$ times higher than the optimal cost, and aggregate demand assigned to each facility at most $\beta \geq 1$ times larger than its capacity. Similarly, we can define an (α, β) -bi-criteria approximation algorithm for (CR1) such that its solution violates the SBS link capacities by a factor of β . Clearly, when $\beta = 1$, a feasible solution is attained. In case the facilities have equal capacities (*uniform* case) we can improve the approximation ratios [190].

Although (CR1) and UHCMFL problems are equivalent in terms of their optimal solution, the extension of approximation algorithms from one to the other is not straightforward. The following Theorem describes how the bi-criteria bound changes when translating the solution to handle CR1. Let us define:

$$c' = \frac{D(0.5 + c)}{\sum_{u \in \mathcal{V}_r} \sum_{n \in \mathcal{N}} (\lambda_{u,n}) - \sum_{v \in \mathcal{V}_c} K_v} \quad (4.30)$$

Then, we have the following theorem proved in [190]:

Theorem 4.8 (Capacitated Femtocaching with Violations [190]): *For any (α, β) -bi-criteria approximation algorithm for the UHCMFL problem there is an $(\alpha + (\alpha - 1)c', (\beta - 1)N + 1)$ -bi-criteria approximation algorithm for the (CR1) problem, requiring the same computational complexity.*

We can use this result to design approximation algorithms. For example, Theorem 4.8 combined with the Algorithms presented in [210] provides bi-criteria approximation algorithms for (CR1), see also Fig. 4.7. However, as the bandwidth capacities of the SBSs may be violated with this approach, the designer may need to endow the base stations with additional bandwidth in order to ensure the described approximation ratio. In many cases, it is not possible to perform additional investments and hence a fraction of the requests that reach an SBS will be rerouted to the MBS, further increasing its load. This additional cost can be quantified using the following Theorem that characterizes the worst case scenario:

Theorem 4.9 (Capacitated Femtocaching without Violations [190]): *For any (α, β) -bi-criteria approximation algorithm for the UHCMFL problem there is an $(\alpha + (\alpha - 1)c')c''(\beta)$ -approximation algorithm for the (CR1) problem, requiring the same computational complexity, where:*

$$c''(\beta) = \frac{\sum_{u \in \mathcal{V}_r} \sum_{n \in \mathcal{N}} (\lambda_{u,n}) - \sum_{v \in \mathcal{V}_c} K_v}{\sum_{u \in \mathcal{V}_r} \sum_{n \in \mathcal{N}} (\lambda_{u,n}) - ((\beta - 1)N + 1) \sum_{v \in \mathcal{V}_c} K_v} \quad (4.31)$$

The detailed proof is provided in [190] that also discusses the special case of SBSs with identical bandwidth capacities.

4.3.3 Discussion of Related Work

There are several works on the (un)capacitated femtocaching problem, including [4] that considers a dynamic model and stabilizes the request queues, and [170] which minimizes costs through load-balancing and content replication. The idea of creating a femtocaching network through leased caches was proposed in [188], and further extended in [138] which investigated the interplay between the user association rule and the caching policy. In [189], the authors proposed the joint design of MBS multicast transmissions and SBSs caching policies, noting that both techniques aim to exploit the recurrence of user requests either in space (caching) or in time (multicast). Finally, the femtocaching model has been extended to deployment of services (instead of content) at edge servers, see [240] and references therein.

It is interesting to note the existence of different methods for using facility location theory to tackle caching problems. Here, we modeled every cached item as a facility [190], but it is possible to use the FLP variant with service installation costs [209], where facilities model the caches and services represent the cached files. For an additional discussion about the application of FL theory to CN problems we refer the reader to [18].

The bipartite CN model can be used for networks that do not have, at-a-first-glance, this structure. In fact, any arbitrary network where the routing paths do not have hard capacity constraints or load-dependent costs, can be transformed to an equivalent uncapacitated bipartite network, see Fig. 4.8. Moreover, one can use various criteria for selecting the paths when building the equivalent bipartite

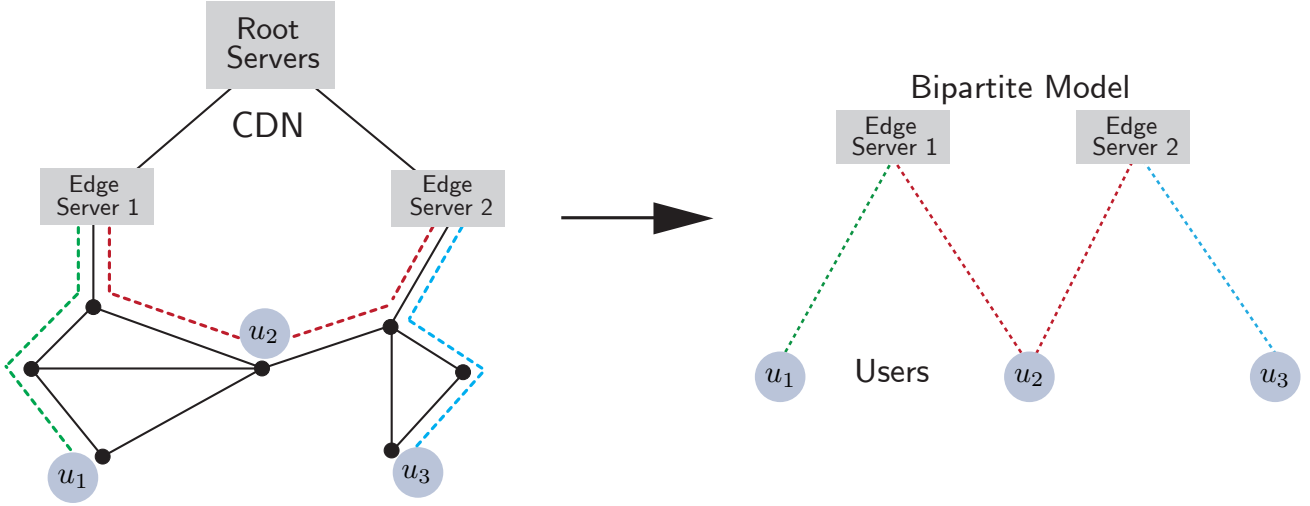


Figure 4.8: The bipartite caching network can be used to model other CNs that do not have a bipartite structure but their operation is based on a threshold rule, such as a maximum delay for the content delivery. Here, we present an example of a content distribution network (CDN) that can be modeled with a bipartite graph. Users 1 and 3 can be only served by the respective nearby edge servers (caches), while user 2 can be served by both servers.

graph. For example, paths that exhibit longer delay than an agreed threshold can be excluded from the new graph, see e.g., [130]. Using this transformation, one can apply the bipartite greedy caching algorithm on the transformed graph, and find a caching policy with bounded optimality gap for the initial network when the objective satisfies the necessary properties. And, finally, there are also sophisticated approaches that extend this model to caching networks with link capacities, see, e.g., [81]. A question that remains is whether in case of specific graphs we can actually guarantee a better result than the 50% of greedy and the 63% of pipage routing. We explain in the next section that for tree network graphs, it is possible to improve the approximation results and/or obtain algorithms with lower complexity.

4.4 Hierarchical Caching Networks

An important class of CNs arises when the network graph has a tree structure, i.e., when caches are organized in layers and each cache is only connected to caches in the layers immediately above and below. Examples of such caching networks are CDNs, IPTV, and cellular networks [183]. These tree networks have the following interesting features: (i) the demand emanates from the leaf nodes; (ii) an origin server is always placed at the root; (iii) a request that is not served by a cache at a low layer is routed at a higher layer (i.e., towards the root) at the expense of additional routing cost; (iv) caching contents at the lower layers of the hierarchy reduces the delivery cost but serves less requests, while at the higher layers we have more costly delivery but can potentially serve more users. The tree network structure facilitates the deployment of caches as we already discussed [137, 105, 31], but also the design of caching and routing policies as we will explain in detail in this section.

We also consider here the general case where the leaf caches may also be connected to each other, hence having an hierarchical but not necessarily a tree structure. And we will consider both the case of cooperative networks where leaf nodes can exchange files directly (if connected) or indirectly

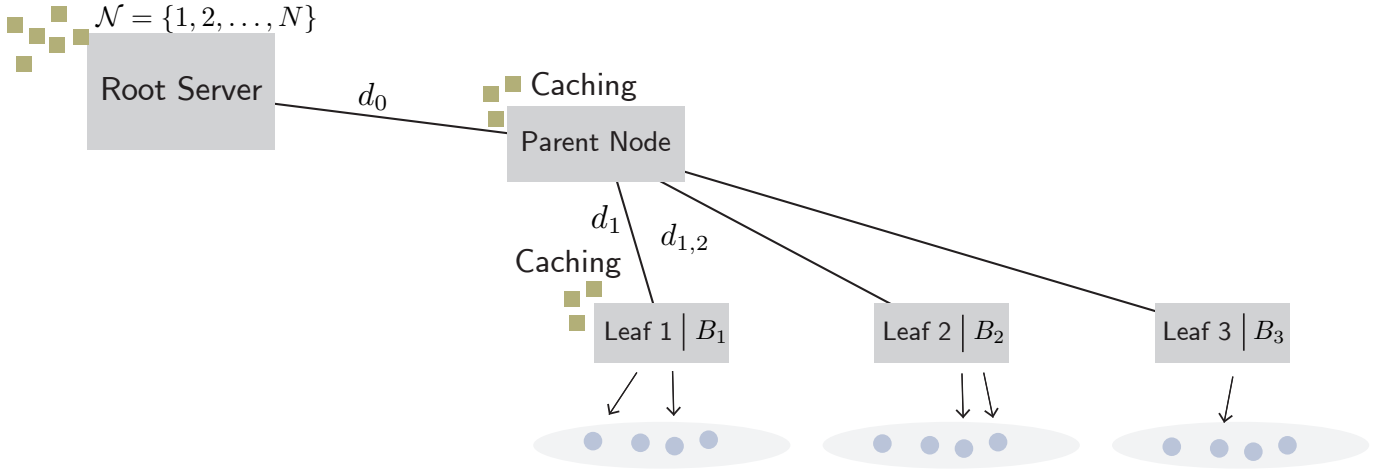


Figure 4.9: An hierarchical caching network with three tiers. The demand is generated at the leaf nodes \mathcal{V}^0 . Each node v , including the parent, has limited storage capacity of B_v files. The root server stores the entire catalog \mathcal{N} . An item is delivered from the parent node to leaf 1 with cost d_1 , from root to parent node with cost d_0 , and from leaf 1 to leaf 2 with cost $d_{1,2}$.

through their parent nodes; and non-cooperative networks where the content can be fetched only from higher layer caches.

4.4.1 Minimizing Routing Costs

We start with the simplest non-trivial hierarchical CN, with 3 layers comprising 1 root server, 1 parent node, and V leaf nodes. The goal is to find the routing and caching policy minimizing the aggregate routing cost, see also [41]. We will discuss both the cooperative and non-cooperative model. In detail, this CN has \mathcal{V}^0 leaf nodes⁸ connected to a single parent node ($v = 0$) which in turn is linked to a distant root server ($v = -1$) that stores the entire catalog, same as in Fig. 4.9. The files have different sizes s_1, \dots, s_N , and $\lambda_{u,n}$ is the demand for the n th file at leaf u . Parameter d_0 is the routing cost for transferring a unit of file from the root to parent node, d_u the cost for transferring a unit of file from the parent node to u , and $d_{u,v}$ the respective cost when it is delivered to v through leaf u . We assume that it is cheaper to fetch a file from another leaf than from the root, i.e., $d_{u,v} \leq d_0 + d_u, \forall u, v \in \mathcal{V}^0$.

The caching policy \mathbf{y} is drawn from set:

$$\mathcal{Y}_{CR2a} = \{\mathbf{y} \in \{0, 1\}^{V \times N} \mid \sum_{n \in \mathcal{N}} s_n y_{v,n} \leq B_v, v \in \mathcal{V}\},$$

where $\mathcal{V} = \mathcal{V}^0 \cup \{0\}$. And the set of eligible routing policies \mathbf{f} belongs to:

$$\mathcal{F}_{CR2a} = \{\mathbf{f} \in \{0, 1\}^{V^0 \times V \times N}\}.$$

Note that the assignment of a requester u to cache v specifies also the data transfer route since there exists a unique path connecting any two nodes. Hence, we have replaced again the subscript p in the routing variables with (v, u) .

⁸In this model all nodes, except the parent, create content requests; hence we simplify notation and use \mathcal{V} (and \mathcal{V}^0) instead of \mathcal{V}_c , and also omit set \mathcal{V}_r .

Our goal is to minimize the routing cost, or equivalently, maximize the routing savings. The latter are defined as the costs we avoid paying when a file requested at $u \in \mathcal{V}^0$ is delivered through a nearby node $v \in \mathcal{V}$ (including the case $v = u$) instead of fetching it from the root server, a formulation we used also in (C1). For example, when $f_{v,u,n} = 1$, the $\lambda_{u,n}$ requests are satisfied by v with cost $d_{u,v}$, and we save cost $d_u + d_0$, per unit of file, that we would have paid if it was fetched from the root. The objective function can be thus written as $J_{CR2a}(\mathbf{f}, \mathbf{y}) =$

$$\sum_{u \in \mathcal{V}^0} \sum_{n \in \mathcal{N}} s_n \lambda_{u,n} \left[(d_0 + d_u) y_{u,n} + c_0 f_{u,0,n} + \sum_{j \in \mathcal{V}^0} (d_0 + d_u - d_{u,v}) f_{v,u,n} \right].$$

Combining the above, we define the following problem:

Hierarchical Caching and Routing (CR2a)

$$\begin{aligned} & \max_{\substack{\mathbf{y} \in \mathcal{Y}_{CR2} \\ \mathbf{f} \in \mathcal{F}_{CR2a}}} J_{CR2a}(\mathbf{f}, \mathbf{y}) \\ & \text{s.t. } f_{v,u,n} \leq y_{v,n}, \quad u \in \mathcal{V}^0, v \in \mathcal{V}, n \in \mathcal{N} \end{aligned} \quad (4.32)$$

$$y_{u,n} + f_{0,u,n} + \sum_{v \in \mathcal{V}^0} f_{v,u,n} \leq 1, \quad u \in \mathcal{V}^0, n \in \mathcal{N}. \quad (4.33)$$

Constraints (4.33) ensure that each request is satisfied one time. The reader might have noticed that the demand satisfaction constraint is set as equality in some cases and as inequality in others. The typical formulation is the former, yet we can use inequalities when the objective is to maximize a function that is increasing in y (as the case of caching gain in (CR2a)). Another case where inequalities are valid is for elastic demand, where the CN might select not to satisfy some requests in order to save costs.

To facilitate the presentation we discuss next the symmetric case of (CR2a) where the leaf nodes are similar in terms of bandwidth costs, user demand and cache sizes, i.e., $d_u = d$, $d_{u,v} = d'_u = d'$, $\lambda_{u,n} = \lambda_n$, and $B_u = B$ for all $u \in \mathcal{V}^0$. The asymmetric case is discussed in [41]. First, we relax the integrality constraints and obtain a linear program which gives an upper bound on the bandwidth savings (or, a lower bound for the achievable routing cost). Let us define the following parameters and variables:

$$\begin{aligned} d'' &= V^0(d_0 + d) - (V^0 - 1)d'; \quad r_n = \min\{1, y_{0,n} + \sum_{i \in \mathcal{V}^0} y_{i,n}\}, \\ p_n &= r_n - y_{0,n}; \quad q_n = (y_{0,n} + \sum_{i \in \mathcal{V}^0} y_{i,n} - r_n) / (V^0 - 1), \end{aligned}$$

where r_n is the fraction of file n that is collectively stored at the leaf nodes and the parent node; variable $p_n \in [0, 1]$ decides whether some fraction of n is stored at the leaf nodes (this enables cooperative exchanges), and variable q_n indicates whether n is fully replicated across leaf nodes. Then, (CR2a) can be transformed to an equivalent Knapsack-type problem with the auxiliary continuous variables \mathbf{p}, \mathbf{q} and the discrete caching variables $\mathbf{y}_0 = (y_{0,n} : n \in \mathcal{N})$. In detail, we can write:

Algorithm 3: Local Search Caching Algorithm

```

1 Initialize: Set arbitrary values for  $y_{u,n} \in \{0, 1\}$ ,  $n = 1, \dots, N$ .
2 repeat
3   Consider the new request for  $n$ ;
4   Case (a): If  $y_{u,n} = 0$ , item is fetched from leaf node  $v$  with  $y_{v,n} = 1$ ;
5   Case (b): If  $y_{u,n} = 0$  and  $y_{v,n} = 0 \forall v \in \mathcal{V}^0$ , then  $n$  is fetched from root;
6   Set the utility  $w_{u,n}$  for item  $n$ ,  $w_{u,n} = d'\lambda_n$  in (a), and  $w_{u,n} = d''\lambda_n$  in (b);
7   Compare  $w_{u,n}$  with  $w_{u,m}$  where  $m$  is a cached item at  $u$  offering currently the smallest utility;
8   If  $w_{u,n} > w_{u,m}$ , then replace  $m$  at  $u$  with  $n$ .
until;

```

Symmetric HRC (CR2b)

$$\begin{aligned} \max_{p, q \in [0, 1]^N, y_0 \in \{0, 1\}^N} \quad & \sum_{n \in \mathcal{N}} s_n \lambda_{u,n} \left[d'' p_n + d' (V^0 - 1) q_n + V^0 d_0 y_{0,n} \right] \\ \text{s.t.} \quad & \sum_{n \in \mathcal{N}} s_n y_{0,n} \leq B_0, \end{aligned} \quad (4.34)$$

$$\sum_{n \in \mathcal{N}} s_n (p_n + (V^0 - 1) q_n) \leq V^0 B, \quad (4.35)$$

$$p_n + y_{0,n} \leq 1, \quad n \in \mathcal{N}, \quad (4.36)$$

$$q_n + y_{0,n} \leq 1, \quad n \in \mathcal{N}. \quad (4.37)$$

There are two knapsacks of sizes B_0 (cache of parent node) and $V^0 B$ (aggregate leaf cache storage) and $2N$ items of sizes $a_n = s_n$, $a_{N+n} = (V^0 - 1)s_n$, $n = 1, \dots, N$. Items $N + 1, \dots, 2N$ cannot be included in the first knapsack, by definition. The value of item n when included in the first knapsack is $d_0 V^0$, which is equal to the aggregate bandwidth savings for all leaf nodes that will receive this item from the parent and not the root node. On the other hand, the values of items n and $N + n$ when included in the second knapsack are d'' and $(V^0 - 1)d'$, respectively. The latter observation may be interpreted as follows. Storing item n in the first of V^0 leaf nodes yields bandwidth savings of $s_n \lambda_n d''$ since this node will save $d + d_0$ bandwidth and all other leaf nodes will save $d + d_0 - d'$. Also, caching n in each additional leaf node yields further bandwidth savings of $s_n \lambda_n d'$ because this node will have to pay the cost d' . When $y_{0,n} = 1$, p_n and q_n must be zero, since serving a content request both from the parent and leaf nodes cannot be optimal.

There are two interesting versions of the above problem: (i) when there is only intra-layer cooperation and the parent node does not have storage; and (ii) when the leaf nodes cannot cooperate. We can obtain the formulation for (i) by removing variables $y_{0,n}$ from the objective and constraints in (CR2b). Similarly, we obtain the problem formulation for case (ii) by removing variables $f_{v,u,n}$, $u, v \in \mathcal{V}^0$ from (CR2a). These problems can be conveniently solved by *local search algorithms*, which are distributed and achieve the best known performance by iteratively searching for an improved solution in the “neighborhood” of the current cache configuration.

Algorithm 3 is an example that executes local search in distributed fashion for the case of intra-layer cooperation. In each iteration, it selects randomly a node and a non-cached file from the library and examines if a swap with a cached file would improve the overall CN performance. There are two ways for evaluating this improvement, namely as an increase in the utility of the specific cache

(strictly local; shown in line 8), and the version where the swap is assessed with respect to the total demand in the network. We refer to the algorithm using this latter metric as the *generalized* local search. The following theorem summarizes the main result:

Theorem 4.10 (Hierarchical Caching Approximation): *The local search caching algorithm achieves a 3/4-approximation for (CR2b); and the generalized local search algorithm achieves a 1/2-approximation for (CR2a).*

This result is due to [41] which also shows that a similar greedy algorithm achieves a tight approximation ratio for the model with inter-layer cooperation.

From a different perspective, this algorithm can be seen as a dynamic policy which, upon the arrival of a request at a node (line 3), delivers the content (if cached) or fetches it from another leaf node (line 4), or the root if not available at any leaf node (line 5). Then, the algorithm decides if the content will be cached locally. In other words, this algorithm could encompass an eviction policy as well (see Chapter 3).

Finally, it is interesting to discuss some aspects of Algorithm 3. First, the property of locality arises due to the fact that the swapping decisions can be devised by each node independently. However, for the general asymmetric model this requires knowledge of the global CN utility. Second, given that this is a link-uncapacitated and non-congestible network, one could transform it to an equivalent bipartite caching graph, and use the respective algorithms. However, note that in the symmetric case, Algorithm 3 achieves an improved approximation compared to the best result for the femtocaching problem, and involves low-complexity local search. This advantage disappears in the asymmetric case, for which one could use Algorithm 2. Finally, it would be possible even to combine the two solutions and obtain an improved result. That is, first use the greedy bipartite caching algorithm to produce a feasible placement with 0.5 ratio, and then continue with local search to refine the approximation. Intuitively, this improvement will be achieved due to the local search algorithm re-evaluating some of the arbitrarily-broken ties of the greedy iterations.

4.4.2 Minimizing Root-Server Traffic

We next study the design of caching policies in a tree network [192], aiming to minimize the requests that are sent to the root server by satisfying as many of them as possible from in-network caches, see Fig. 4.9. Reducing the load of root servers is very important as they are typically deployed at distant locations, and hence the off-network content transfer cost is typically very high. Moreover, in large networks these servers cannot satisfy concurrent requests from all leaf nodes, and hence reducing their load is crucial for sustaining load surges and avoiding flash crowd phenomena.

A request can be served locally if a leaf node v has already cached the file; otherwise it is routed upwards following the path P_v and eventually reaching the root server⁹ if none of the caches on P_v has the file. The goal is to find the caching policy \mathbf{y} that minimizes the requests sent to the root, i.e.:

$$J(\mathbf{y}) = \sum_{v \in \mathcal{V}^0} \sum_{n \in \mathcal{N}} \lambda_{v,n} \mathbb{1} \left(\sum_{v' \in P_v} y_{v'n} < 1 \right). \quad (4.38)$$

⁹We change slightly here the terminology of [192]. That is, given that we will be studying 2-layer hierarchical networks, we use the term *root* to describe the distant content server, and refer to the higher layer node in the tree as *parent node*.

Clearly, there is no benefit caching a file at more than one locations on each path P_v for every leaf $v \in \mathcal{V}^0$. Based on this observation, minimizing function $J(\mathbf{y})$ is equivalent to maximizing the number of requests served by the caches, which can be formulated as follows:

Hierarchical Caching (HC2)

$$\max_{\mathbf{y} \in \mathcal{Y}_{HC2}} \sum_{v \in \mathcal{V}^0} \sum_{n \in \mathcal{N}} \lambda_{v,n} \sum_{v' \in P_v} y_{v',n}$$

where the set of eligible policies is:

$$\mathcal{Y}_{HC2} = \left\{ \mathbf{y} \in \{0, 1\}^{P_v \times N} \mid \begin{array}{l} \sum_{v' \in P_v} y_{v',n} \leq 1 \\ \sum_{n \in \mathcal{N}} y_{v,n} \leq B_v \end{array}, \forall v \in \mathcal{V}, n \in \mathcal{N} \right\},$$

and we have assumed that all files have unit size. The solution will dictate that either all requests $\lambda_{v,n}$ will be served by one cache along path P_v , or will be routed to the root server. This structure arises due to the objective here which, unlike (CR2a-b), does not optimize the routing cost savings and hence does not depend on which in-network node has cached the items. It is important to clarify that we have no routing variables, since the latter is completely determined by the caching variables: when we decide to place a file in a certain cache, then all requests generated at its connected leafs are routed there through the unique path.

Despite its simpler structure compared to femtocaching, (HC2) is NP-hard [192]. However, for networks with two layers (leaf nodes connected to parent nodes, connected to a root server) it can be expressed as the maximization of a submodular function subject to uniform matroid constraints, as stated in the following lemma.

Lemma 4.11: *The constraints of (HC2) can be written as a uniform matroid on the ground set defined $\mathcal{S} = \{e_n : n \in \mathcal{N}\}$, where item e_n denotes the placement of file n at the parent node. Also, the objective function is a monotone, increasing and submodular function.*

Proof. Using as reference the parent node that has a capacity of B_0 files, every caching policy can be described by a subset $Y \subseteq \mathcal{S}$, where the elements of Y correspond to files placed at the parent cache. Hence, it should be $Y \subseteq \mathcal{I}$ with:

$$\mathcal{I} = \{Y \subset \mathcal{S} : |Y| \leq B_0\}. \quad (4.39)$$

Comparing \mathcal{I} and the definition of uniform matroid, we see that the constraints of this 2-layer caching problem constitute a uniform matroid $\mathcal{P} = (\mathcal{S}, \mathcal{I})$.

We now prove that the objective of (HC2) is a submodular function, see [192]. A similar analysis can be found in [102, 179]. First, recall that when a file n is placed at the parent node, $e_n \in Y$, there is no need to place it at the leaf nodes; and let us denote with $\mathcal{A}_v(Y)$ the set of files cached at leaf v for each policy Y . Then, for 2-layer networks, the objective is:

$$h(Y) = \sum_{v \in \mathcal{V}^0} \left(\sum_{n \in \mathcal{N} : e_n \in Y} \lambda_{v,n} + \sum_{n \in \mathcal{A}_v(Y)} \lambda_{v,n} \right), \quad (4.40)$$

which aggregates the requests served by the parent and leaf nodes.

Algorithm 4: Hierarchical Greedy Caching Algorithm

```

1 Initialize:  $\mathcal{Y} \leftarrow \emptyset$ .
2 for  $i = 1, 2, \dots, B_0$  do
3   Find the highest contribution element:
    $e_{n^*} = \arg \max_{e_n \in \mathcal{S} \setminus Y} h_Y(e_n) = H(Y \cup \{e_n\}) - H(Y)$ ;
4    $Y \leftarrow Y \cup \{e_{n^*}\}$ ;           %Update the caching policy.
   end
5 Place files in  $Y$  at the parent node;
6 Place files in  $\mathcal{A}_v(Y)$  at each leaf node  $v$ ;
```

Since the summation preserves submodularity, it is sufficient if we show that every term of the external sum in $h(Y)$ is a submodular function. Focus on a single leaf cache $v \in \mathcal{V}^0$, and consider adding element e_n in Y . We distinguish the following cases for a file n :

- (i) $n \notin \mathcal{A}_v(Y)$. Then, if n is placed at the parent node (e_n), the respective requests of leaf v will not be sent to the root servers. This will yield additional value $h(Y \cup \{e_n\}) - h(Y) = \lambda_{v,n}$.
- (ii) $n \in \mathcal{A}_v(Y)$. Then, placing n at the parent node will induce leaf v to swap n with the most popular file (based on λ_v), excluding the files already cached at the parent node and at v . We denote with n' that file, and the marginal value will be $h(Y \cup \{e_n\}) - h(Y) = \lambda_{v,n'}$.

We now consider adding this element e_n in a set $X \supseteq Y$. We distinguish the following two cases:

- (i) $n \notin \mathcal{A}_v(X)$. Then n is also not included in $\mathcal{A}_v(Y)$. To see this, recall that $\mathcal{A}_v(X)$ contains the B_v most popular files after the $|X|$ th popular file, while $\mathcal{A}_v(Y)$ contains the B_v most popular files after the $|Y|$ th popular file; and it holds $|Y| \leq |X|$. Hence, if demand $\lambda_{v,n}$ is not big enough to place n among the $|X|$ th and the $(|X| + B_v)$ most popular files, it would certainly not be enough to place it among the $|Y|$ th and the $(|Y| + B_v)$ most popular files. Hence, the marginal value will be $h(X \cup \{e_n\}) - h(X) = h(Y \cup \{e_n\}) - h(Y) = \lambda_{v,n}$.
- (ii) $n \in \mathcal{A}_v(X)$. Then, the marginal value is $h(X \cup \{e_n\}) - h(X) = \lambda_{v,n''}$, where n'' is the most popular file after those files already cached at the parent node or leaf v . We further distinguish the following two subcases here: (ii.a) $n \notin \mathcal{A}_v(Y)$. This is possible since it can be $Y \subseteq X$ and v may not have the capacity to store the residual most popular files up to n . Then, it is $h(Y \cup \{e_n\}) - h(Y) = \lambda_{v,n} \geq \lambda_{v,n''}$. (ii.b) $n \in \mathcal{A}_v(Y)$. Then, $h(Y \cup \{e_n\}) - h(Y) = \lambda_{v,n'} \geq \lambda_{v,n''}$ where the last inequality holds because file n'' is picked among a subset of the files used for picking n' .

Therefore, the marginal value for adding an element in X is always lower or equal to the one in Y , which results in $h(\cdot)$ being submodular. Similarly, we can show the submodularity of the component that is related to caching files at the parent node. \square

Given these properties of the problem, it can be solved with a greedy algorithm which, moreover, achieves an improved approximation ratio due to the special structure of the problem.

Theorem 4.12 (Greedy Hierarchical Caching): *The greedy hierarchical algorithm achieves a $1/(1 - 1/e)$ -approximation for the root request minimization problem (HC2).*

Note that unlike the femtocaching problem, here we obtain the $1/(1 - 1/e)$ bound without the need to use the computationally intensive pipage algorithm. On the other hand, this model is simpler as each leaf has only one parent node and the root-traffic minimization objective is insensitive in the different delivery delays the caching policies might yield, as long as they manage to satisfy the requests within the caching tree. The authors in [192] provide also bounds – and a methodology to construct them – for trees with more than 2 layers. For such cases, and given that this is an uncapacitated and unweighted graph, one can consider also transforming the tree graph to a bipartite one and use Algorithm 2.

4.4.3 Discussion of Related Work

Hierarchical or tree caching networks have been studied from the early days of Internet [50] and distributed systems [143]. This problem is typically studied for two-layer networks, often with the addition of a distant root server. The seminal work [135] studied a cooperative model with caches installed only at the leaf nodes, where the routing costs form an ultra-metric. The authors presented a polynomial-time exact algorithm with running time quadratic to $N \cdot V$. This work does not consider caches at higher layers nor hard link capacities. The idea of cooperative caching in trees arises naturally, and has been studied extensively in the context of web caching, including measurements for quantifying cooperation benefits [89] and comparisons with flat architectures [200].

Caching policies for hierarchical networks have been proposed in [154], [149], [127] that minimize routing costs using dynamic programming or heuristics, while [191] employed a matching problem for finding the optimal caching policy in 2-layer network. Unlike these works [66] proposed a 3-layer model, motivated by an actual IPTV network, with hard link capacity constraints. A routing and caching policy was designed, using a Lagrange decomposition technique (see Sec. 4.5.1), and the model was further extended for leaf nodes that can cooperate. Such hierarchical CN models arise also in wireless networks, see [221], [179].

In terms of solution algorithms for uncapacitated networks with non-congestible links, the hierarchical structure provides two important benefits. If the network is symmetric, the approximation ratio provided by the femtocaching Algorithm 2 can be improved with local search. Furthermore, a greedy algorithm offers the same guarantee as the computationally intensive pipage algorithm. In either case, clearly the exact performance of each algorithm depends on the selected optimization criterion and we presented here two examples, minimizing content delivery costs and reducing the root server load.

4.5 Arbitrary Caching Networks

In this section we study more general CN models with hard link capacity constraints, or with routing costs that increase non-linearly with the volume of transferred content. Moreover, the objective criteria are non-linear functions of the cache hit ratio or of the routing costs, and the routing decisions can be multihop or multipath over arbitrary network graphs.

4.5.1 Congestible Links and Non-linear Objectives

We start with a variation of the femtocaching model where the links are congestible and the objective is to minimize the aggregate delay [69]. In detail, consider the network $G = (\mathcal{V}_c, \mathcal{V}_r, \mathcal{E}, \boldsymbol{\lambda}, D(\cdot))$, and the catalog \mathcal{N} with files of unit size. Unlike the typical femtocaching model, the caches here are also

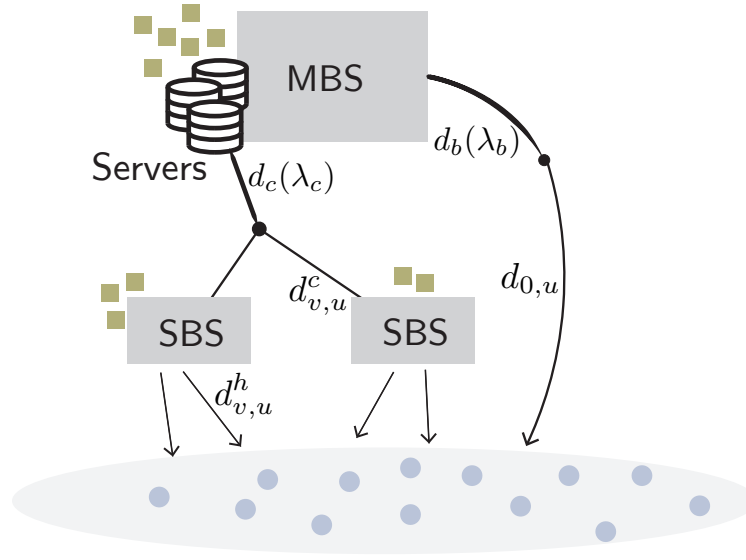


Figure 4.10: Congestible femtocaching network with \mathcal{V}_c^0 SBSs, 1 MBS ($v = 0$) and \mathcal{V}_r users. The SBSs backhaul links are congestible, and the MBS transmissions induce load-dependent delay. Each user $u \in \mathcal{V}_r$ generates requests for file n with rate $\lambda_{u,n}$, and all users are in range with the MBS that stores the catalog.

connected with the root server and they can fetch a file in case of a cache miss, see Fig. 4.10. The SBS caching decisions should be drawn from set:

$$\mathcal{Y}_{CR3} = \{\mathbf{y} \in \{0, 1\}^{\mathcal{V}_c^0 \times \mathcal{N}} \mid \sum_{n \in \mathcal{N}} y_{v,n} \leq B_v, v \in \mathcal{V}_c^0\}, \quad (4.41)$$

and routing is splittable, hence the routing policy \mathbf{f} belongs to set:

$$\mathcal{F}_{CR3} = \left\{ \mathbf{f} \in [0, 1]^{\mathcal{V}_c^0 \times \mathcal{V}_r \times \mathcal{N}} \mid \begin{array}{l} \sum_{v \in \mathcal{V}_c^0} f_{v,u,n} \leq 1 \\ f_{v,u,n} = 0, v \in \mathcal{V}_c \setminus \mathcal{V}_c^0(u) \end{array} \right\}.$$

We consider inelastic demand, where the fraction of traffic for each request (u, n) routed to SBS caches \mathcal{V}_c^0 should not exceed 1, and the remaining traffic is routed to MBS.¹⁰

When a user u receives a file from the MBS, it experiences delay equal to $d_{0,u} + d_b(\lambda_b(\mathbf{f}))$, where $d_{0,u}$ is a constant delay parameter (due to distance) and $d_b(\cdot)$ a convex delay function that increases with the MBS link traffic:

$$\lambda_b(\mathbf{f}) = \sum_{u \in \mathcal{V}_r} \sum_{n \in \mathcal{N}} \lambda_{u,n} \left(1 - \sum_{v \in \mathcal{V}_c^0} f_{v,u,n} \right).$$

On the other hand, when the file is fetched from the servers through the backhaul links and transmitted by the SBS (cache miss), user u experiences delay equal to $d_{v,u}^c + d_c(\lambda_c(\mathbf{f}))$, where $d_{v,u}^c$ is a constant and $d_c(\cdot)$ a convex function increasing with the backhaul load:

$$\lambda_c(\mathbf{y}, \mathbf{f}) = \sum_{u \in \mathcal{V}_r} \sum_{n \in \mathcal{N}} \lambda_{u,n} \sum_{v \in \mathcal{V}_c^0} (1 - y_{v,n}) f_{v,u,n}.$$

¹⁰In earlier models we define $f_{v,u,n}$ as number of requests and not as a fraction. These are equivalent representations. Also, note that in \mathcal{F}_{CR3} we do not include a hard constraint for satisfying all requests. This is not necessary because of the definition of $D(\cdot)$, where a request is routed to MBS unless satisfied by the SBSs.

Finally, in case the requested file is available at the SBS (cache hit), it is delivered to the user with a fixed delay cost of $d_{v,u}^h$. Putting the above together, we can express the total delay as:

$$D(\mathbf{y}, \mathbf{f}) = \sum_{u \in \mathcal{V}_r} \sum_{n \in \mathcal{N}} \lambda_{u,n} \left(\sum_{v \in \mathcal{V}_c^0} f_{v,u,n} y_{v,n} d_{v,u}^h + \left(1 - \sum_{v \in \mathcal{V}_c^0} f_{v,u,n}\right) d_{0,u} + \sum_{v \in \mathcal{V}_c^0} (1 - y_{v,n}) f_{v,u,n} d_{v,u}^c \right) + \lambda_b(\mathbf{f}) d_b(\lambda_b(\mathbf{f})) + \lambda_c(\mathbf{y}, \mathbf{f}) d_c(\lambda_c(\mathbf{y}, \mathbf{f})).$$

The goal here is to devise the policy (\mathbf{y}, \mathbf{f}) that minimizes $D(\mathbf{y}, \mathbf{f})$:

Caching and Routing with Congestible Links (CR3)

$$\begin{aligned} \min_{\mathbf{y}, \mathbf{f}} \quad & D(\mathbf{y}, \mathbf{f}) \\ \text{s.t.} \quad & \mathbf{y} \in \mathcal{Y}_{CR3}, \mathbf{f} \in \mathcal{F}_{CR3} \end{aligned} \tag{4.42}$$

It is interesting to note the absence of the typical constraint that prevents routing requests to caches that do not have the files. Indeed, this is not necessary here as this condition is incorporated in the objective function. Namely, we can only achieve delay savings for the requests that satisfy $f_{v,u,n} y_{v,n} > 0$, i.e., the file is available at the employed cache. This creates a non-linear objective but simplifies the constraint set.

One of the simplest approaches for modeling the congestion-sensitive delay at the MBS is to assume that there is an $M/M/1$ queue for each link through which the files are served. The service delay increases with the queue length and the total link traffic load. For this model, [69] showed that (CR3) can be solved with a greedy algorithm achieving a 2-approximation ratio. The proof shows that for any given caching policy \mathbf{y} the delay is a convex function of the routing variables \mathbf{f} , and for fixed routing it is submodular on \mathbf{y} . This is then exploited by an algorithm that places greedily the items in caches and decides accordingly the routing policy. More sophisticated delay models have been also considered in the literature, e.g., see [47].

The second CN model we consider in this section differs from (CR3) in two aspects. It includes hard constraints for the MBS and SBS link capacities, and the objective is to minimize a weighted cost function of delivery delay and network operating expenditures. This model was studied in [187] for the delivery of video files. The set of eligible caching policies \mathcal{Y}_{CR4} is the same as in (CR3), $\mathcal{Y}_{CR4} = \mathcal{Y}_{CR3}$, but the routing decisions are more intricate due to the capacity constraints. Namely, they should belong to set:

$$\mathcal{F}_{CR4} = \left\{ \mathbf{f} \in [0, 1]^{V_c \times V_r \times N} \left| \begin{array}{ll} \sum_{u \in \mathcal{V}_r, n \in \mathcal{N}} \lambda_{u,n} f_{v,u,n} \leq K_v & v \in \mathcal{V}_c \\ \sum_{u \in \mathcal{V}_r, n \in \mathcal{N}} \lambda_{u,n} f_{0,u,n} \leq K_0 & ; \forall n \in \mathcal{N} \\ f_{0,u,n} + \sum_{v \in \mathcal{V}_c^0(u)} f_{v,u,n} \leq 1 & u \in \mathcal{V}_r \end{array} \right. \right\}.$$

where note that we also use explicit routing variables for the MBS, as an elastic model is assumed in this problem. Parameter K_v is the wireless bandwidth of SBS v , and K_0 the MBS wireless link capacity. Additionally, we introduce the backhaul routing variables $z_{v,u,n} \in [0, 1]$ denoting the fraction of requests that will be satisfied by fetching file n via the backhaul link of SBS v having capacity¹¹

¹¹The wireless links and backhaul link capacities are measured in bytes with reference to a certain time period T , which can be set equal to 1.

G_v . The set of eligible backhaul routing policies is:

$$\mathcal{Z}_{CR4} = \{z \in [0, 1]^{V_c^0 \times V_r \times N} \mid \sum_{u \in \mathcal{V}_r, n \in \mathcal{N}} \lambda_{u,n} z_{v,u,n} \leq G_v; v \in \mathcal{V}_c, n \in \mathcal{N}\}.$$

Assuming there are no expenditures for caching the content, the joint routing and caching policy can be formulated as follows:

Caching and Routing with Capacitated Links (CR4)

$$\begin{aligned} \min_{\mathbf{y}, \mathbf{f}, \mathbf{z}} \quad & J(\mathbf{f}, \mathbf{z}) \\ \text{s.t.} \quad & f_{v,u,n} \leq y_{v,n} + z_{v,u,n}, \forall u \in \mathcal{V}_r, n \in \mathcal{N}, v \in \mathcal{V}_c^0(u) \end{aligned} \quad (4.43)$$

$$\mathbf{y} \in \mathcal{Y}_{CR4}, \mathbf{f} \in \mathcal{F}_{CR4}, \mathbf{z} \in \mathcal{Z}_{CR4} \quad (4.44)$$

Constraint (4.43) indicates that in order for an SBS to send a file to a user it needs either to have it cached or to fetch it from the root server through the backhaul link, and in the latter case, with an equal rate. The objective function may include a cost component that introduces a load-dependent delay as in (CR3); an increasing convex penalty for the fraction of unsatisfied requests; or an increasing cost function for the energy or other operating costs at the base stations. This detail modeling however increases the complexity of the problem, and reduces the chances to design efficient constant approximation algorithms. We discuss next a general method for solving such problems.

Lagrange Decomposition Methods

In particular, we will employ a Lagrange relaxation method where we dualize constraints (4.43) that couple the different types of variables. This approach has several advantages. First, it decomposes the problem into a caching and a routing sub-problem. This is very important and has many practical implications. For example, in several cases a certain business entity is responsible for the routing policy (e.g., a network operator) and a different one for the caching policy (e.g., a CDN), see [84, 138]. By decomposing the problem we enable them to coordinate and optimize jointly the overall content delivery performance. Second, this decomposition results in smaller, often also simpler, subproblems that can be solved faster and oftentimes in a parallel fashion.

The partial Lagrangian can be defined if we relax (4.43) and introduce the dual variables $\mu_{v,u,n} \geq 0$:

$$L(\mathbf{y}, \mathbf{f}, \mathbf{z}, \boldsymbol{\mu}) = J(\mathbf{f}, \mathbf{z}) + \sum_n \sum_u \sum_v \mu_{v,u,n} (f_{v,u,n} - y_{v,n} - z_{v,u,n}),$$

and subsequently we can define the dual problem:

$$\max_{\boldsymbol{\mu} \geq \mathbf{0}} q(\boldsymbol{\mu}) = \min_{\mathbf{y} \in \mathcal{Y}_{CR4}, \mathbf{f} \in \mathcal{F}_{CR4}, \mathbf{z} \in \mathcal{Z}_{CR4}} L(\mathbf{y}, \mathbf{f}, \mathbf{z}, \boldsymbol{\mu}),$$

where $q(\cdot)$ is the dual function. Our goal is to solve the dual problem and obtain a lower bound for (CR4). The dual solution can be used either for recovering a feasible solution using a problem-specific heuristic, or for improving the performance of a branch-and-bound method [79].

The key observation here is that both the objective function and the constraints of the relaxed problem are separable. Therefore, for any given value of the dual variables $\hat{\boldsymbol{\mu}}$, we can find the optimal

Algorithm 5: Iterative Routing - Caching Algorithm

```

1 Initialize: Dual vars  $\boldsymbol{\mu}^{(1)} = \mathbf{0}$ ;  $LB = -\infty$ ;  $UB = \infty$ .
2 Set  $\tau \leftarrow 1$ ;
3 repeat
4   Solve (CR4a) and find  $\mathbf{y}^{(\tau)}$ .
5   Solve (CR4b) and find  $\mathbf{f}^{(\tau)}, \mathbf{z}^{(\tau)}$ .
6   if  $q(\boldsymbol{\mu}^{(\tau)}) > LB$  then
7      $LB = q(\boldsymbol{\mu}^{(\tau)})$ 
8   end
9   Calculate subgradients of  $q(\boldsymbol{\mu}^{(\tau)})$ :  $g_{v,u,n}^{(\tau)} = f_{v,u,n}^{(\tau)} - y_{v,n}^{(\tau)} - z_{v,u,n}^{(\tau)}, \forall u, v, n$ .
10  Update the dual variables:  $\mu_{v,u,n}^{(\tau+1)} = [\mu_{v,u,n}^{(\tau)} + \sigma^{(\tau)} g_{v,u,n}^{(\tau)}]^+, \forall u, v, n$ 
11   $\tau \leftarrow \tau + 1$ 
until  $\frac{UB-LB}{UB} \leq \epsilon$ ;

```

value of the Lagrangian subject to the remaining constraints. Namely, we can decompose $L(\cdot)$ and obtain the caching (CR4a) and routing (CR4b) subproblems:

$$(CR4a): \min_{\mathbf{y} \in \mathcal{Y}_{CR4}} - \sum_{u \in \mathcal{V}_r} \sum_{v \in \mathcal{V}_c(u)} \sum_{n \in \mathcal{N}} \hat{\mu}_{v,u,n} y_{v,n}.$$

$$(CR4b): \min_{\mathbf{f} \in \mathcal{F}_{CR4}, \mathbf{z} \in \mathcal{Z}_{CR4}} J(\mathbf{f}, \mathbf{z}) + \sum_{n \in \mathcal{N}} \sum_{u \in \mathcal{V}_r} \sum_{v \in \mathcal{V}_c(u)} \hat{\mu}_{v,u,n} (y_{v,u,n} - z_{v,u,n}).$$

Under some typical assumptions about $J(\cdot)$, (CR4b) becomes a convex optimization problem. On the other hand (CR4a) can be further decomposed to N Knapsack problems which, although NP-complete, can be solved in pseudo-polynomial time using dynamic programming methods¹². Clearly, this decoupling reduces the size of (CR4) and parallelizes its solution. However, note that in some problem formulations the objective function is not convex, even if the routing variables are continuous, e.g., see [102], [117], [118]. This issue arises also when the objective depends directly on the caching policy, e.g., when there is cost for caching the files.

More often than not, we cannot derive an analytical expression for $q(\boldsymbol{\mu})$ that would allow us to directly solve the dual problem. A typical method to overcome this obstacle is to use the subgradient method. The main idea is that we iteratively obtain improved dual values $\boldsymbol{\mu}^{(1)}, \boldsymbol{\mu}^{(2)}, \dots, \boldsymbol{\mu}^{(\tau)}$, by using the subgradient of $q(\cdot)$ which we calculate at each iteration τ using the relaxed problem. The details are provided in Algorithm 5 where note the bounds LB and UB are used to flag convergence.

Further details about the subgradient methods, the selection of the step size and methods for setting the upper bound (UB) can be found in [33]. Moreover, there are techniques that allow the convergence of such iterative algorithms even in the presence of errors in the dual variables, e.g., due to perturbations in the network parameters, by leveraging the properties of stochastic subgradient methods; see [225] for a comprehensive discussion on this topic.

It is important to stress that, albeit elegant, these Lagrangian methods have well-known drawbacks. First, (CR4) is an NP-hard problem (reduction from (C1)) and this algorithm does not guarantee an exact solution. Moreover, and perhaps more importantly, the obtained result might violate the relaxed constraints. Namely, given that strong duality does not hold and that often we only

¹²In some applications with equal file sizes, the Knapsack problem simplifies and can be solved exactly.

obtain an approximate solution for the dual problem, the result might violate the primal constraints that were dualized. For example, the routing policy might be incompatible with the caching decisions. Hence, there is a need to adjust the solution with problem-specific heuristics, known as *Lagrangian heuristics*, and recover a primal-feasible solution.

Despite these issues, this approach has been proven very effective in practice [92]. Furthermore, in some cases we can quantify the optimality loss by characterizing the duality gap [35], which is reduced for large problem instances; see [13, 230, 229] for applications in base station association, multipath routing, and network economics, respectively. Lagrangian methods have been used in several cases for devising caching policies, e.g., [66], [188]. Furthermore, in case the caching decisions are continuous (as in the case of coded caching), this decomposition approach can provide an exact solution under some mild assumptions on the objective function and the constraint set [33].

4.5.2 Multihop Routing

We explain how the above models can be generalized to arbitrary networks with multihop and/or multipath routing. The solution approaches in this case can be broadly classified based on whether: (i) they propose deterministic or randomized policies; (ii) they employ static or dynamic policies which make decisions on a slot-by-slot basis; (iii) the routing policy is based on the requester (path selection) or realized in a hop-by-hop fashion based on the requested file. We discuss next some illustrative cases.

Consider a general caching network $\mathcal{G} = (\mathcal{V}, \mathcal{E}, \boldsymbol{\lambda}, \mathbf{d})$. For each file n there is a set $\mathcal{V}(n)$ of dedicated root servers in \mathcal{G} that store it permanently. The user requests are routed towards these servers but can be also satisfied by in-network caches along the routing path. Each request (u, n) is specified by the user $u \in \mathcal{V}$ and the requested item $n \in \mathcal{N}$. Let $f_{p,n} \in \{0, 1\}$ denote the decision of selecting path $p \in \mathcal{P}_{v,u}$ that has length $p = |\mathcal{P}_{v,u}|$ nodes; and denote with $d_{p_k p_{k+1}}$ the routing cost (delay or bandwidth) for transferring one file over link (p_k, p_{k+1}) in this path. The eligible routing policies belong to set:

$$\mathcal{F}_{CRs} = \{\mathbf{f} \in [0, 1]^{P \times N} \mid \sum_{v \in \mathcal{V}(n)} \sum_{p \in \mathcal{P}_{v,u}} f_{p,n} = 1, u \in \mathcal{V}, n \in \mathcal{N}\},$$

while the set of possible caching policies is $\mathcal{Y}_{CRs} = \mathcal{Y}_{CR3}$ for $\mathcal{V}_c^0 = \mathcal{V}$.

In this *Source-Routing* (SR) model, we can express the cost of serving the requests as follows:

$$J_{SR}(\mathbf{f}, \mathbf{y}) = \sum_{(u,n)} \sum_{v \in \mathcal{V}(n)} \sum_{p \in \mathcal{P}_{v,u}} f_{p,n} \sum_{k=1}^{|p|-1} d_{p_{k+1} p_k} \prod_{k'=1}^k (1 - y_{p_{k'}, n}),$$

where the last term ensures that whenever item n is not cached at a node $p_k \in \mathcal{P}_{v,u}$, i.e., $y_{p_k, n} = 0$, the request is further forwarded to node p_{k+1} and the network incurs cost $d_{p_k p_{k+1}}$. In this simple way, the routing and caching decisions are jointly shaping the objective function. Then, the joint caching and routing optimization problem can be written:

Caching and Source-Routing (CRs)

$$\begin{aligned} \min_{\mathbf{y}, \mathbf{f}} \quad & J_{SR}(\mathbf{f}, \mathbf{y}) \\ \text{s.t.} \quad & \mathbf{y} \in \mathcal{Y}_{CRs}, \mathbf{f} \in \mathcal{F}_{CRs} \end{aligned} \tag{4.45}$$

Note that this source-routing approach presumes the computation of all available paths for each request in advance, similarly to the previous models. An alternative approach would be to employ a hop-by-hop routing policy that makes decisions based only on the requested item and not the requester. In this case, each intermediate node c needs to make a next-hop routing decision to node v for every requested content n , unless the item is cached at c . To avoid inefficient routing, it helps defining the subgraph $G^{(u,n)}$ for each request (u, n) in a way to exclude loops and nodes that are not reachable by node s . In this case, the servicing cost can be written $J_{HH}(\mathbf{f}, \mathbf{y}) =$

$$\sum_{(u,n)} \sum_{(c,v) \in G^{(u,n)}} d_{c,v} f_{c,v,n} (1 - y_{c,n}) \sum_{v \in \mathcal{V}(n)} \sum_{p \in \mathcal{P}_{v,u}^c} \prod_{k'=1}^{|p|-1} r_{p_{k'} p_{k'+1}} (1 - y_{p_{k'}, n}),$$

where $\mathcal{P}_{(u,n)}^c$ is the set of paths connecting node u (origin of request) with node c , and is conditioned on the requested item, as this determines the servers that are included in $G^{(u,n)}$.

For the above models one can devise the respective randomized policies where the caching and routing decisions are probabilistic. Note that, even under this relaxation this problem is challenging as the objective might not be — in the general case — a convex function. The authors in [118] provide an interesting solution for this problem that relies on a convex approximation, leveraging and extending the methodology in [7].

4.5.3 Discussion of Related Work

Unlike the Lagrange relaxation approach presented above, a technique that also decomposes the problem but finds an exact solution is the Benders' decomposition method [29]. This approach does not relax any constraint but rather calculates iteratively cutting planes that are added to the problem in the form of constraints, and essentially simplifying the search space by removing some candidate solutions known to be suboptimal. This process has the advantage that it reduces the size of the initial problem and hence expedites its solution, even if the subproblems have the same order of complexity, but does not offer guarantees on the convergence time. We refer the reader to [194] for a recent survey with examples, and to [138] for its application to caching.

Moreover, [25] discusses a general suite of solution methodologies, from Lagrange relaxations to the Benders' decomposition method. These methods are iterative and trade-off precision with complexity, from the exact solution of Benders' method to the near-optimal with no guarantees Lagrange iteration. The same work also discusses tools for linearization of the objective function which can be very useful especially when the caching and routing decisions interact in the objective. When there are no hard capacity constraints and the only routing criterion is the delay or cost, which is load-independent per hop, then we can precompute all possible paths connecting each pair of user and cache. Without hard capacities, and if the routing costs are constant, the routing policy can always select for each request the shortest path towards the cache. Therefore, the caching policy takes as input the path delays, and the routing decisions are essentially determined, indirectly, by the caching policy. See, for example, [199] for a detailed analysis of this methodology in the context of service deployment in networks.

In another example, [9] considers the problem of video caching in a Video on Demand network. The model considers strict bounds for the node storage and link capacities, different routing costs, and files with possibly different sizes. The routing decisions are fractional, and hence the problem is formulated as a min-cost mixed integer program. Similarly, [234] formulates the joint optimization problem of collaborative caching and traffic engineering, and assumes a fractional solution (splittable requests) that minimize link utilization. Such joint mechanisms require the coordination of ISPs and CDNs and have attracted significant interest from industry, e.g., see [84].

Concluding, for all the discussed problems, the solution methods can be roughly classified as follows: (i) algorithms based on facility location theory; (ii) algorithms that rely on submodular optimization theory, often involving matroid constraints; (iii) techniques that employ some type of relaxation, such as Lagrange or linear relaxations; and (iv) algorithms that find exact solutions, such as the cutting planes Benders' decomposition. Based on the problem formulation, but also on whether we are interested in solution speed or optimality, a different algorithm should be selected. After all, designing and optimizing caching networks is an art, and cannot be fully specified by predetermined rules.

Chapter 5

Online Bipartite Caching

In this chapter we revisit the problem of bipartite caching in the setting where content popularity is unknown and possibly non-stationary. Upon receiving each request, the network must decide how to route the requested content and how to update the contents in each cache in order to maximize the accumulated utility over an horizon T . For this challenging setting we propose the *Bipartite Supergradient Caching Algorithm* (BSCA) and prove that it achieves no regret ($\text{Reg}_T/T \rightarrow 0$). That is, as the time horizon T increases, BSCA learns to achieve the same performance with the optimal bipartite CN configuration in hindsight, i.e., the one we would have chosen knowing all future requests. The learning rate of the algorithm is characterized by its regret expression, found to be $\text{Reg}_T = O(\sqrt{JT})$. We focus here on the basic bipartite caching model, but BSCA can be extended to other caching networks studied in Chapter 4.

5.1 Introduction to Online Bipartite Caching

The bipartite caching analysis of Chapter 4 introduced a network architecture where caches are attached to small-cell base stations (SBSs), and proposed an efficient algorithm for proactively caching content files at them. An essential weakness of these proactive caching techniques, however, is that they assume static and known file popularity. Practical experience has shown quite the opposite: *file popularities changes rapidly, and learning them is challenging*. In what follows, we study the performance of femtocaching networks from a new angle. *We seek to find an online caching and routing policy that optimizes, on-the-fly, the network's performance under any file popularity (or, request) model*. This is very important, as it tackles the femtocaching problem in its most general form, and reveals a novel connection between content caching and routing mechanisms and the theory of Online Convex Optimization (OCO) [242, 207, 28].

5.1.1 System model

Network Connectivity. Following the notation of femtocaching, we consider a set \mathcal{V}_R of cache-endowed SBSs and an MBS indexed with 0. There is a set of user locations \mathcal{V}_c , where file requests are created. The existence of a link between cache v and user location u is denoted with $e_{v,u} = 1$, and we set $e_{v,u} = 0$ otherwise. The MBS is in range with all users.

File Requests. The system evolves in slots, $t = 1, 2, \dots, T$, and users submit requests for obtaining files from the catalog \mathcal{N} . We denote with $R_t^{n,u} \in \{0, 1\}$ the event that a request for file $n \in \mathcal{N}$ has been submitted by a user in location $u \in \mathcal{V}_c$, during slot t . At each slot we assume that

there is exactly one request. From a different perspective, this means that the policy is applied after every request, exactly as it happens with the standard LFU/LRU-type of single-cache policies, or the respective multi-cache reactive policies, see [95, 145] and references therein.¹Hence, the request process can be described by a sequence of vectors $\{R_t\}_{t=1,\dots,T}$ drawn from set:

$$\mathcal{R} = \left\{ R \in \{0, 1\}^{N \times V_r} \mid \sum_{n \in \mathcal{N}} \sum_{u \in \mathcal{V}_r} R^{n,u} = 1 \right\}. \quad (5.1)$$

The instantaneous file popularity is expressed by the probability distribution $P(R_t)$ (with support \mathcal{R}), which is allowed to be unknown and arbitrary. The same holds for the joint distribution $P(R_1, \dots, R_T)$ that describes the file popularity evolution within the time interval T . This generic model captures all studied request sequences in the literature, including stationary (i.i.d. or otherwise), non-stationary, and adversarial models. The latter are the most general models one can employ, as they include request sequences selected by an *adversary* aiming to disrupt the system performance, e.g., consider Denial-of-Service attacks.

Caching. Each SBS $v \in \mathcal{V}_c$ can cache only B_v of the catalog files, i.e., $B_v < N, \forall v$, and the MBS can store the entire catalog, i.e., $B_0 = N$. Different from the analysis in Chapter 4, here we follow the fractional caching model [102] and use the *Maximum Distance Separable* (MDS) codes, where files are split into a fixed number of K chunks, and each stored chunk is a pseudo-random linear combination of the original K chunks. Using the properties of MDS codes, a user will be able to decode the file (with high probability) if it receives any K coded chunks.

The above model results in the following: the caching decision vector y_t has $N \times V_c$ elements, and each element $y_{v,n}^t \in [0, 1]$ denotes the amount of random coded chunks of file n stored at cache v .² Based on this, we introduce the set of eligible caching vectors:

$$\mathcal{Y} = \left\{ y \in [0, 1]^{N \times V_c} \mid \sum_{n \in \mathcal{N}} y_{v,n} \leq B_v, \quad v \in \mathcal{V}_c \right\},$$

which is convex. We can now define the online caching policy as follows:

Definition 5.1 (Content catalog): A caching policy σ is a (possibly randomized) rule

$$\sigma : (R_1, R_2, \dots, R_{t-1}, y_1, y_2, \dots, y_{t-1}) \longrightarrow y_t \in \mathcal{Y}.$$

which at each slot $t = 1, \dots, T$ maps past observations R_1, \dots, R_{t-1} and configurations y_1, \dots, y_{t-1} to a caching vector $y_t \in \mathcal{Y}$ for slot t .

Note that unlike previous works that study only *proactive caching* policies, here we assume that content can be fetched and cached dynamically as the requests are submitted by the users.

¹Alternatively, we may consider batches of requests. If the batch contains one request from each location, the request pattern is biased to equal request rate at each location. An unbiased batch should contain an arbitrary number of requests from each location. The presented guarantees hold even for unbiased batches of arbitrary (but finite) length, multiplied by the batch size.

²The fractional model is justified by the observation that large files are composed of thousands of chunks, stored independently, see *partial caching* [159]. Hence, by rounding the fractional decisions to the closest integer in this finer granularity, induces only a small application-specific error. In some prior caching models, fractional variables represent probabilities of caching [40].

Routing. Since each location $u \in \mathcal{V}_r$ is possibly connected to multiple caches, we introduce *routing variables* to determine the cache from which the requested content will be fetched. Namely, let $f_{v,u,n}^t \in [0, 1]$ denote the portion of request $R_t^{u,n}$ that is fetched from cache v , and we define the respective routing vector f_t at t . There are two important remarks here. Due to the coded caching model, the requests can be simultaneously routed from multiple caches and then combined to deliver the content file. Moreover, the caching and routing decisions are coupled and constrained since: (i) a request cannot be routed from an unreachable cache; (ii) a cache cannot deliver more data chunks than it has; and (iii) each request must be fully routed.

Therefore, we define the set of eligible routing decisions conditioned on caching policy y_t and request R_t :

$$\mathcal{F}(y_t) = \left\{ z \in [0, 1]^{N \times V_c \times V_r} \mid \begin{array}{l} \sum_{j \in \mathcal{V}_c} f_{j,u,n}^t = R_t^{u,n}, \forall n, u \\ f_{u,v,n}^t \leq e_{u,v} y_{v,n}, \forall n, u, v \end{array} \right\}$$

where the first constraint ensures that the entire request is routed, and the second constraint captures both connectivity and caching limitations. Here we note that routing from MBS (variable $f_{0,i,n}^t$) does not appear in the second constraint, because the MBS stores the entire catalog and is in range with all users. This last-resort routing option ensures that the set $\mathcal{F}(y_t)$ is non-empty for all $y_t \in \mathcal{Y}$.

5.2 Online Bipartite Caching: Statement & Formulation

We begin this section by defining the caching objective and then proving that the online femtocaching operation can be modeled as a regret minimization problem.

5.2.1 Cache Utility

We consider a utility-cache model and use the utility weights $d^{v,u,n}$ to denote the obtained benefit by retrieving a unit fraction of a content file (i.e., a coded chunk) from cache j instead of the MBS, and we set $d^{0,i,n} = 0$. This content-dependent utility can be used to model bandwidth economization from cache hits [159], QoS improvement from using caches in proximity [102], or any other content/cache-related benefit. Our model generalizes the respective model discussed in Chapter 4. We can then define the total network utility accrued in slot t as:

$$J_t(y_t) = \max_{f \in \mathcal{F}(y_t)} \sum_{n \in \mathcal{N}} \sum_{u \in \mathcal{V}_r} \sum_{v \in \mathcal{V}_c} d_{v,u,n} R_t^{n,i} f_{v,u,n}^t, \quad (5.2)$$

where index t is used to remind us that utility is affected by the request arrival vector R_t , which is adversarial. It is easy to see that $J_t(\cdot)$ states that benefit $d^{v,u,n}$ is realized when a unit of request is successfully routed to cache v where the content n is available. Note also that we have written $J_t(\cdot)$ only as function of caching, as for each y_t we have already included in the utility definition the selection of the optimal routing f_t . As we will see next, this formulation facilitates the solution by simplifying the projection step in our algorithm.

5.2.2 Problem Formulation

Let us now formulate femtocaching as an OCO problem. This is non-trivial and requires certain conceptual innovations. For the description below please refer to Fig. 5.1. First, in order to model that the request sequence can follow any arbitrary, and a priori unknown, probability distribution we

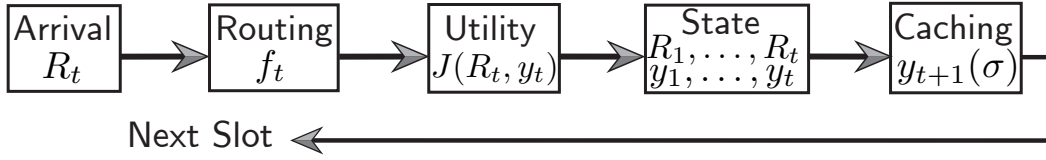


Figure 5.1: **Online femtocaching model.** When a request R_t arrives, the content is routed optimally based on the current cache configuration i.e., $f_t = \mathcal{F}(y_t)$. We accrue utility $J(R_t, y_t)$ and the caching decisions are updated using the state that includes the observed requests and caching decisions.

use the notion of an *adversary* that selects R_t in each slot t . In the worst case, this entity generates requests aiming to degrade the performance of the caching system. This approach ensures that our caching and routing policy has robust performance for any possible request model. Going a step further, we model the adversary as selecting the utility function, instead of the request. Namely, at each slot t , the adversary picks a utility function $J_t(y)$ from the family of functions $\{f(R_t, y); R_t\}$ by deciding the vector R_t . We emphasize that these functions are piece-wise linear. In the next subsection we will show that they are concave with respect to y_t , but not always differentiable.

Finally, we consider here the practical online setting where y_t is *decided after the request has arrived* and the caching utility has been calculated. This timing reflects naturally the operation of caches and reactive policies, where first a generated request yields some utility (based on whether there was a cache hit or miss), and then the system reacts by updating the cached files. In other words, caching decisions are taken without knowing the future requests. All the above steps allow us to reformulate the caching problem and place it squarely on the OCO framework [111].

Given the adversarial nature of our model, the ability to extract useful conclusions depends crucially on the choice of the performance metric. Differently from the competitive ratio approach of [212], we introduce a new metric for designing our policies. Namely, we will compare how our policy fares against the *best static action in hindsight*. The latter is an ideal, hypothetical, cache configuration which optimizes the average of the entire request sequence. This metric is commonly used in machine learning [111, 28] and is known as the worst-case static regret. In particular, we define the *regret of policy* σ as:

$$\text{Reg}_T(\sigma) = \max_{P(R_1, \dots, R_T)} \mathbb{E} \left[\sum_{t=1}^T J_t(y^*) - \sum_{t=1}^T J_t(y_t(\sigma)) \right], \quad (5.3)$$

where T is the time horizon. Note that the maximization is over all possible adversary distributions, and the expectation is taken with respect to the possibly randomized R_t and $\{y_t(\sigma); f_t(y_t)\}$. The hindsight policy is determined by solving $y^* \in \arg \max_{y \in \mathcal{Y}} \sum_{t=1}^T J_t(y)$.

Our goal is to study how the regret scales with the horizon T . A policy with sublinear regret $o(T)$ produces average loss $\lim_{T \rightarrow \infty} \text{Reg}_T(\sigma)/T = 0$, w.r.t. the hindsight policy. Therefore, σ learns which file chunks to store and how to route requests, without knowing the file popularity. We can now formally define the problem at hand as follows:

Online Femtocaching Problem (OFP)

Find a policy σ that satisfies:

$$\text{Reg}_T(\sigma) = o(T),$$

where $\text{Reg}_T(\sigma)$ is defined in (5.3).

Finally, we stress that while regret minimization typically focuses on time dimension, the number of caches and the catalog size in (OFP) are large enough to induce high regret (independently of T). Hence, it is crucial to study how the regret depends on N or $B_v, v \in \mathcal{V}_c$.

5.2.3 Problem Properties

We prove that (OFP) is an OCO problem by establishing the concavity of $J_t(y)$ with respect to y_t . Note that we propose here a different formulation from the typical femtocaching model [102], by including routing variables and the request arrival events. This re-formulation is imperative in order to fit our problem to the OCO framework, but also because otherwise (e.g., if we were using [102]) we would need to make in each slot a computationally-challenging projection operation. This will become clear in the sequel.

First, note that we can simplify the expression of $J_t(y)$ by exploiting the fact that there is only one request at each slot. Let \hat{n} be the content and \hat{u} the location of the request in slot t . Clearly, \hat{n}, \hat{u} depend on t but the notation is omitted for brevity. Then $J_t(y_t)$ is zero except for $R_t^{\hat{n}, \hat{u}}$. Simplifying the notation by setting $d_{v, \hat{u}, \hat{n}} = d_v$ and $f_{v, \hat{u}, \hat{n}} = f_v, \forall v$, (5.2) reduces to:

$$J(y) \triangleq \max_{f \geq 0} \sum_{v \in \mathcal{V}_c(\hat{u})} d_v f_v \quad (5.4)$$

$$\text{s.t.} \quad \sum_{v \in \mathcal{V}_c(\hat{u})} f_v \leq 1 \quad (5.5)$$

$$f_v \leq \begin{cases} y_v, & v \in \mathcal{V}_c(\hat{u}), \\ 0, & v \notin \mathcal{V}_c(\hat{u}). \end{cases} \quad (5.6)$$

It suffices to prove the following lemma.

Lemma 5.2: *The function $J(y)$ is concave in its domain \mathcal{Y} .*

Proof. Consider two feasible caching vectors $y_1, y_2 \in \mathcal{Y}$. We will show that:

$$J(\lambda y_1 + (1 - \lambda)y_2) \geq \lambda J(y_1) + (1 - \lambda)J(y_2), \quad \forall \lambda \in [0, 1].$$

We begin by denoting with f_1 and f_2 the routing vectors that maximize (5.4) for y_1, y_2 respectively. Immediately, it is $J(y_i) = \sum_v d_v f_{v, u_i}$, for $v = 1, 2$. Next, consider a candidate vector $y_3 = \lambda y_1 + (1 - \lambda)y_2$, for some $\lambda \in [0, 1]$. We first show that routing $f_3 = \lambda f_1 + (1 - \lambda)f_2$ is feasible for y_3 . By the feasibility of f_1, f_2 , we have:

$$\sum_j f_3^j = \sum_j (\lambda f_1^j + (1 - \lambda)f_2^j) = \lambda \sum_j f_1^j + (1 - \lambda) \sum_j f_2^j \leq 1,$$

which proves that z_3 satisfies (5.5). Also, for all j it is:

$$f_3^j = \lambda f_1^j + (1 - \lambda) f_2^j \leq \lambda y_1^j + (1 - \lambda) y_2^j = y_3^j,$$

which proves that f_3 also satisfies (5.6); hence $f_3 \in \mathcal{F}(y_3)$. It follows that:

$$J(y_3) \triangleq \max_{f \in \mathcal{F}(y_3)} \sum_j d^j f^j \geq \sum_j d^j f_3^j.$$

Combining the above, we obtain:

$$\begin{aligned} J(\lambda y_1 + (1 - \lambda) y_2) &= J(y_3) \geq \sum_j d^j f_3^j = \\ &\lambda \sum_j d^j f_1^j + (1 - \lambda) \sum_j d^j f_2^j = \lambda J(y_1) + (1 - \lambda) J(y_2) \end{aligned}$$

which establishes the concavity of $J(y)$. \square

Observe now that the term $-\sum_{t=1}^T J_t(y_t)$ that appears in the regret definition is convex, and the max operator applied for all possible request arrivals preserves this convexity. This places (OFP) on the framework of OCO. For the benefit of future work we mention that the online caching problem remains OCO when we consider (i) more general graphs, (ii) other families of convex functions $J_t(y_t)$, and (iii) extra convex constraints.

Finally, we can show with a simple example that $J_t(\cdot)$ does not belong to class \mathbf{C}^1 , i.e., it is not differentiable everywhere. Consider a network with a single file $N = 1$, and two caches with $B_1 = B_2 = 1$, that serve one user with utility $d_1 = d_2 = 1$. Assume that $y_{1,1}^t = y_{1,2}^t = 0.5 - \epsilon$ for some very small ϵ . Notice that the partial derivatives $\partial J / \partial y_{1,1}^t = \partial J / \partial y_{1,2}^t = 1$ (equal to d). But if we suppose a slight increase in caching variables such that ϵ term is removed, then the partial derivatives become zero. Since $y_{1,1}^t = y_{1,2}^t = 0.5$, the two caches combine for the entire content file and yield maximal utility, hence extra caching of this content will not improve further the obtained utility. The same holds in many scenarios which make it impossible to guess when the objective changes in a non-smooth manner (having points of non-differentiability). Hence our algorithm will be based on supergradients.

5.3 Bipartite Supergradient Caching Algorithm

Our solution employs an efficient lightweight gradient-based algorithm for the caching decisions, which also incorporates the optimal routing.

5.3.1 Optimal Routing

We first examine the routing decisions. Recall that the routing of a file is naturally decided after a request is submitted, at which time the caching y_t has been determined, Fig. 5.1. Thus, in order to decide f_t we will assume the request R_t and the cache configuration y_t are given. The goal of routing is to determine which chunks of the requested file are fetched from each cache.

Specifically, let us fix a request for file \hat{n} submitted to location \hat{u} as before, we may recover an optimal routing vector as one that maximizes the utility:

$$\hat{f} \in \arg \max_{f \geq 0, (5.5), (5.6)} \sum_{v \in \mathcal{V}_c(\hat{u})} d_v f_v. \quad (5.7)$$

Ultimately, the routing at t is set to be:

$$f_{v,u,n}^t = \begin{cases} \hat{f}_v & \text{if } n = \hat{n}, u = \hat{u}, \\ 0 & \text{otherwise.} \end{cases}$$

Problem (5.7) is a Linear Program (LP) of a dimension at most \deg . Computationally, solving such a problem is very cheap and can be done by means of the interior point method, or the simplex method [36]. Interestingly, however, due to the special problem structure, a solution can be found by inspection as follows. First, order the reachable caches in decreasing utility, by letting $\phi(\cdot)$ be a permutation such that $d_{\phi(1)} \geq d_{\phi(2)} \geq \dots \geq d_{\phi(|\mathcal{V}_c(\hat{u})|)}$. Start with the first element and set $f_{\phi(1)} = \min\{1, y_{\phi(1), \hat{u}, \hat{n}}\}$. Continue in the following manner, as long as the total routing after k steps is $\sum_{v=1}^k f_{\phi(k)} < 1$ proceed to the $k+1$ cache and set:

$$f_{\phi(k)} = \min\{1, \sum_{v=1}^k f_{\phi(k)} + y_{\phi(k), \hat{u}, \hat{n}}\} - \sum_{v=1}^k f_{\phi(k)}.$$

At every step, we visit the cache with the highest utility and route the available chunks until completing the entire content file. The iterative process stops when either all the reachable caches are visited, or $\sum_{v=1}^k f_{\phi(k)} = 1$ for some k , where in the latter case the rest caches have $f_v = 0$. Both approaches may be helpful in practice. By explicitly solving the LP we also obtain the value of the dual variables, which, as we shall see, will help us to compute the supergradient.

5.3.2 Optimal Caching - BSCA Algorithm

Since $J(y)$ is not necessarily differentiable everywhere the gradient $\nabla J(y)$ might not exist for some y_t . Therefore we need to find at each slot a supergradient direction.³ We describe next how this can be achieved. Consider the partial Lagrangian of (5.4):

$$L(y, f, \alpha, \beta) = \sum_{v \in \mathcal{V}_c(u)} d_v f_v + \alpha \left(1 - \sum_{v \in \mathcal{V}_c(u)} f_v\right) + \sum_{v \in \mathcal{V}_c(u)} \beta_v (y_v - f_v) \quad (5.8)$$

where $d_v \triangleq w^{v, \hat{u}, \hat{n}}$, and define the auxiliary function:

$$\Lambda(y, \beta) = L(y, f^*, \alpha^*, \beta) \triangleq \min_{\alpha \geq 0} \max_{f \geq 0} L(y, f, \alpha, \beta). \quad (5.9)$$

From the strong duality property of linear programming, we may exchange min and max in the Lagrangian, and obtain:

$$J(y) = \min_{\beta \geq 0} \Lambda(y, \beta). \quad (5.10)$$

Lemma 5.3 (Supergradient): Let $\beta^*(y) \triangleq \arg \min_{\beta \geq 0} \Lambda(y, \beta)$ be the vector of optimal multipliers of (5.6). Define:

$$g^{n,u,v} = \begin{cases} \beta^{v,*}(y) & \text{if } n = \hat{n}, u = \hat{u}, v \in \mathcal{V}_c(u) \\ 0 & \text{otherwise.} \end{cases} \quad (5.11)$$

The vector $g \in \mathbb{R}^{N \times V_r \times V_c}$ is a supergradient of J at y , i.e., it holds $J(y) \geq J(y') - g^T(y' - y)$, $\forall y' \in \mathcal{Y}$.

³A Supergradient g is the equivalent of subgradient for concave functions, i.e., $J(y) \geq J(y') - g^T(y' - y)$, $\forall y' \in \mathcal{Y}$.

Algorithm 6: Bipartite Supergradient Caching Algorithm

```

1 Input:  $\{e_{v,u}\}_{(v,u)}$ ;  $\{B_v\}_v$ ;  $\mathcal{N}$ ;  $\{d^{v,u,n}\}_{(v,u,n)}$ ;  $\eta_t = \Delta_{\mathcal{Y}}/K\sqrt{T}$ .
2 Output:  $y_t, \forall t$ .
3 Initialize:  $\hat{n}, \hat{u}, y_1$  arbitrarily.
4 for  $t = 1, 2, \dots$  do
5   Observe request  $R_t$  and set  $\hat{n}, \hat{u}$  for which  $R_t^{\hat{n}, \hat{u}} = 1$ ;
6   Find the routing  $f_t$  solving (5.4)-(5.6); % decides routing
7   Calculate the accrued utility  $J_t(R_t, y_t)$ ;
8   Calculate the supergradient  $g_t$  for  $\hat{n}, \hat{u}$  using (5.11);
9   Update the vector  $q_{t+1} = y_t + \eta_t g_t$ ;
10  Project:  $y_{t+1} = \Pi_{\mathcal{Y}}(q_{t+1})$ ; % decides caching
end

```

Proof. First note that we can write:

$$J(y) \stackrel{(5.10)}{=} \min_{\beta \geq 0} \Lambda(y, \beta) \triangleq \Lambda(y, \beta^*(y)) \stackrel{(a)}{=} \Lambda(y', \beta^*(y)) - \beta^*(y)^\top (y' - y).$$

Where (a) holds since it is:

$$L(y', f, \alpha, \beta) = \sum_{v \in \mathcal{V}_c(\hat{u})} d_v f_v + \alpha \left(1 - \sum_{v \in \mathcal{V}_c(\hat{u})} f_v\right) + \sum_{v \in \mathcal{V}_c(\hat{u})} \beta^v (y'^v - f_v)$$

and by applying (5.9), where the optimization is independent of variables y (or y'), we obtain $\Lambda(y', \beta) = L(y', f^*, \alpha^*, \beta)$, with α^* and f^* being the same as those appearing in $\Lambda(y, \beta) = L(y, f^*, \alpha^*, \beta)$ (since their calculation is independent of y). Hence, we can subtract the two expressions (observe the linear structure of (5.8)), plug in a certain vector β and obtain:

$$\Lambda(y, \beta^*(y)) - \Lambda(y', \beta^*(y)) = -\beta^*(y)^\top (y' - y). \quad (5.12)$$

where $\beta^*(y) = \arg \min \Lambda(y, \beta)$. Finally, note that it holds $\Lambda(y', \beta^*(y)) > \Lambda(y', \beta^*(y'))$ by definition of β^* , hence:

$$\begin{aligned} J(y) &= \Lambda(y', \beta^*(y)) - \beta^*(y)^\top (y' - y) \\ &\geq \Lambda(y', \beta^*(y')) - \beta^*(y)^\top (y' - y) \\ &= J(y') - \beta^*(y)^\top (y' - y), \end{aligned}$$

which concludes the proof. \square

Intuitively, the dual variable $\beta^{i,*}(y)$ (element of vector $\beta^*(y)$) is positive only if the respective constraint (5.6) is tight (and some other conditions are met) which ensures that increasing the allocation $y^{\hat{n}, \hat{u}, v}$ will induce a benefit in case of a request with $R^{\hat{n}, \hat{u}} = 1$ occurs in future. The actual value of $\beta^{v,*}(y)$ is proportional to this benefit. The reason the algorithm emphasizes this request, is that in the online gradient-type of algorithms the last function (in this case a linear function with parameters the last request) serves as a corrective step in the “prediction” of future. Having this method for calculating a supergradient direction, we can extend the seminal online gradient ascent algorithm [242], to design an online caching policy for (OFP). In detail:

Bipartite Subgradient Caching Algorithm (BSCA). Upon a request R_t , find the optimal routing and then adjust the caching decisions with a supergradient:

$$y_{t+1} = \Pi_{\mathcal{Y}}(y_t + \eta_t g_t),$$

where η_t is the stepsize, g_t can be taken as in Lemma 5.3, and

$$\Pi_{\mathcal{Y}}(q) \triangleq \arg \min_{y \in \mathcal{Y}} \|q - y\|,$$

is the Euclidean projection of the argument vector q onto \mathcal{Y} , which is performed with the projection algorithm of Section 3.3.3 in Chapter 3.

Algorithm 6 explains how BSCA can be incorporated into the network operation for devising the caching and routing decisions in an online fashion. Note that the algorithm requires as input only the network parameters $\ell_{ij}, B_j, \mathcal{N}, w^{n,i,j}$. The stepsize η_t is computed using the set diameter $\Delta_{\mathcal{Y}}$, the upper bound on the supergradient G , and the horizon T . The former two depend on the network parameters as well. Specifically, define first the diameter $\Delta_{\mathcal{S}}$ of set \mathcal{S} to be the largest Euclidean distance between any two elements of this set. In order to calculate this quantity for \mathcal{Y} , we select two vectors $y_1, y_2 \in \mathcal{Y}$ which cache B_j different files at each cache $j \in \mathcal{J}$, and hence we obtain:

$$\Delta_{\mathcal{Y}} = \sqrt{\sum_{n,v} (y_{v,u,n}^1 - y_{v,u,n}^2)^2} = \sqrt{\sum_{v \in \mathcal{V}_c} 2B_v} \leq \sqrt{2BV_c}, \quad (5.13)$$

where $B = \max_v B_v$. Also, we denote with G the upper bound on the norm of the supergradient vector. By construction this vector is non-zero only at the reachable caches, and only for the specific content. Further, its smallest value is zero by the non-negativity of Lagrangian multipliers, and its largest is no more than the **maximum utility**, denoted with $d_{(1)}$. Therefore, we can bound the supergradient norm as follows:

$$\|g\| = \sqrt{\sum_{v \in \mathcal{V}_c(\hat{u})} (d_{(1)})^2} \leq d_{(1)} \sqrt{\deg} \triangleq K, \quad (5.14)$$

where $\deg = \max_u |\mathcal{V}_c(u)|$ is the maximum number of reachable caches from any location $i \in \mathcal{I}$.

The algorithm proceeds as follows. At each slot, the system observes the submitted request (or, *reacts* to a request) (line 4). Then, it calculates the supergradient (lines 5) using low-complexity computations, e.g. by solving an LP with at most \deg variables and finding the dual variables. This information is used to update the caching policy \hat{y} (line 6), which is then projected onto the feasible caching region (line 7). Then the request arrives (line 8) and the optimal routing decision is calculated based on the current cache configuration (line 8).⁴ Since the supergradient computation in line 5 of BSCA, and the optimal routing explained in the previous subsection, both require the solution of the same LP, it is possible to combine these as follows. When the optimal routing is found, the dual variables can be stored and used for the direct computation of the supergradient in the next iteration of BSCA. Finally, we mention that the algorithm state is only the vector y_t , and therefore the memory requirements of the algorithm are very small.

⁴Please note that one can shift the algorithm's steps (preserving the relative order) and start from the request submission.

5.3.3 Performance of BSCA

Following the rationale of the online gradient descent analysis in [242], we show that our policy achieves no regret and we analyze how the different network and content file parameters affect the regret expression. The next theorem holds.

Theorem 5.4 (Regret of BSCA):

$$\text{Reg}_T(\text{BSCA}) \leq w^{(1)} \sqrt{2 \deg V_c B T}, \quad B = \max_v B_v$$

Proof. Using now the non-expansiveness property of the Euclidean projection [34], we can bound the distance of each new value y_{t+1} from the best static policy in hindsight y^* , as follows:

$$\begin{aligned} \|\Pi_{\mathcal{Y}}(y_t + \eta_t g_t) - y^*\|^2 &\leq \|y_t + \eta_t g_t - y^*\|^2 = \\ &\|y_t - y^*\|^2 + 2\eta_t g_t^\top (y_t - y^*) + \eta_t^2 \|g_t\|^2, \end{aligned} \quad (5.15)$$

where we expanded the norm. If we fix the step size $\eta^t = \eta$ and sum telescopically over all slots until T , we obtain:

$$\|y_T - y^*\|^2 \leq \|y_1 - y^*\|^2 + 2\eta \sum_{t=1}^T g_t^\top (y_t - y^*) + \eta^2 \sum_{t=1}^T \|g_t\|^2.$$

Since $\|y_T - y^*\|^2 \geq 0$, rearranging the terms and using $\|y_1 - y^*\| \leq \Delta_{\mathcal{Y}}$ and $\|g_t\| \leq K$, we obtain:

$$\sum_{t=1}^T g_t^\top (y^* - y_t) \leq \frac{\Delta_{\mathcal{Y}}^2}{2\eta} + \frac{\eta T K^2}{2}. \quad (5.16)$$

Any concave function J_t satisfies the inequality $J_t(y_t) \leq J_t(y) + g_t^\top (y_t - y)$, $\forall y \in \mathcal{Y}$, and hence the same holds for the J_t that maximizes regret. Plugging in $\text{Reg}_T(\cdot)$, we get:

$$\text{Reg}_T(\text{BSCA}) = \sum_{t=1}^T (J_t(y^*) - J_t(y_t)) \leq \sum_{t=1}^T g_t^\top (y_t - y^*) \stackrel{(5.16)}{\leq} \frac{\Delta_{\mathcal{Y}}^2}{2\eta} + \frac{\eta T K^2}{2}.$$

We can minimize the regret bound by selecting the optimal step size. That is, using the first-order condition w.r.t. η , for the RHS above we obtain $\eta^* = \Delta_{\mathcal{Y}}/K\sqrt{T}$, which yields:

$$\text{Reg}_T(\text{BSCA}) \leq \Delta_{\mathcal{Y}} K \sqrt{T}. \quad (5.17)$$

The theorem follows from (5.13)-(5.14). \square

Theorem 5.4 shows that the regret of BSCA scales as $O(\sqrt{T})$ and therefore BSCA solves (OFP). The learning rate $O(\sqrt{T})$ is known to be the fastest possible learning rate achievable when functions f_t are general concave functions [5]—it can be improved only if functions J_t have additional properties such as being strongly convex, which does not hold in our problem. This establishes that BSCA offers the fastest possible way to learn to cache and route when (i) the distribution of popularity is unknown and highly time-varying, and (ii) we disregard constants that do not scale with T . Any improvement on regret we hope to achieve over BSCA, can only be in relation to these constants.

Furthermore, the regret expression is indicative of how fast the algorithm *learns* the right caching decision, and therefore the detailed constants we obtain in the theorem are of great value. For example, we see that the regret bound is independent of the size of the catalog N . This is particularly important for caching problems where the catalog is typically the physical quantity that drives the problem's dimension. Another interesting observation from the constants is that the learning rate of the algorithm might become slow (i.e. resembling regret behavior of $\sim O(T)$) when B is very large, or comparable to T . This justifies empirical observations suggesting that in order to extract safe conclusions about caching performance under fluctuating popularity, one should simulate datasets whose size T is larger than the cache size B . Note that in practice it is $B \ll N$, since otherwise the caching problem becomes trivial, i.e., any policy performs well.

Despite the superior learning rate performance, projected gradient algorithms like BSCA may become problematic for large problem instances because they involve an Euclidean projection step (see line 9 of BSCA). Projection operations are oftentimes computationally expensive [71, 206, 216], and it is not uncommon to constitute the bottleneck step in, otherwise-fast, algorithms. However, our BSCA algorithm is engineered to have a simple projection step, which can be addressed using the algorithm of Section 3.3.3 in at most $O(N \log N)$ computations. This is an important feature of BSCA, which allows its implementation in caches that can fit a large number of contents.

5.3.4 Choosing the Step Size

We proved that by using the specific constant step size we are able to obtain sublinear regret. However, calculating $\eta^* = \Delta_y / K\sqrt{T}$ requires knowledge of the time horizon T , which in some cases might not be convenient. To relax this requirement, one can use the standard *doubling trick* where essentially we select a certain time horizon T and then “restart” the algorithm, calculating the optimal step size rule for $2T$, and so on. This is known to add only a small constant factor to the regret bound [207, Sec. 2.3]. An alternative approach is to use a time varying step. In detail, if we start from (5.15) and sum telescopically for the first T slots and different step sizes, we obtain the regret performance under varying step size $\text{Reg}_T^v(\text{BSCA})$:

$$\text{Reg}_T^v(\text{BSCA}) \leq \frac{\Delta_y^2}{\eta_T} + \frac{K^2 \sum_{t=1}^T \eta_t}{2}. \quad (5.18)$$

Now, it is easy to see that if we set $\eta_t = 1/\sqrt{t}$, then the two terms in (5.18) yield factors of order $O(\sqrt{T})$, and we obtain:

$$\text{Reg}_T^v(\text{BSCA}) \leq \frac{\Delta_y^2 \sqrt{T}}{2} + \left(\sqrt{T} - \frac{1}{2} \right) K^2. \quad (5.19)$$

Comparing the two expressions for the regret of BSCA, (5.17) and (5.19), we see that they are both sublinear with the same order of magnitude learning rate \sqrt{T} . Their exact relationship depends on the relative values of parameters K and Δ_y .

5.4 Model Extensions and Performance

The model and algorithms we have introduced in this paper can be used in much more general settings than (OFP). First of all, as it was explain in Sec. 4.3 the bipartite model can be used for caching networks that do not have, at-a-first-glance, the bipartite structure, as long as they do not have hard link capacity constraints or load-dependent routing costs. Figure 5.2 showcases two

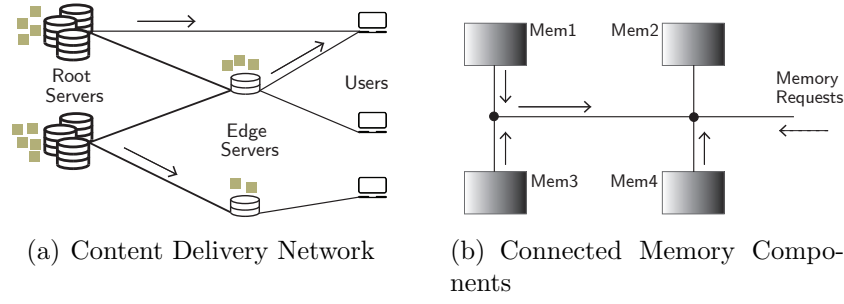


Figure 5.2: Bipartite model for general networks. (a) A content delivery network with root and edge servers, and uncapacitated links. Each path can be modeled as a super-link in a bipartite graph of (root or edge) servers and end-users. (b) A network of connected memory elements in a disaggregated server system.

representative cases. Namely, a CDN that can be transformed to a bipartite graph by mapping each uncapacitated path to a link in the bipartite graph, and a system of connected memories that jointly serve requests submitted at a central I/O point. Such multi-memory paging systems arise in data centers or disaggregated server systems [37], [155], and BSCA can effectively determine the routing of requests and the cached contents at each memory.

Another interesting model extension is when the utility parameters change dynamically. This means that either due to the value of caching or the cost of routing, parameters $d_{v,u,n}^t$ vary over time. For example, the connectivity graph $\{e_{v,u}^t\}_{(v,u)}$ might change from slot to slot, because the link channel gains vary. BSCA can handle this effect by simply updating the step where in each slot now we observe both the submitted request $R_t^{\hat{n},\hat{u}}$ and the current utility vector d_t . Interestingly, this generalization does not affect the regret bound which already encompasses the maximum possible distance between the utility parameters.

Finally, an important case arises when there is cost for prefetching the content over the backhaul SBS links. First, note that BSCA might select to reconfigure the caches in a slot t ($y_t \neq y_{t-1}$) even if the requested files were already available, if this update improves the aggregate utility.⁵ Nevertheless, such changes induce cost due to the bandwidth consumed for fetching the new file chunks, and therefore the question “*when should a file be prefetched?*” is of very high importance in caching. This question arises of course in other policies as well, such as the LRU-ALL [95], that make proactive updates in order to improve their cache hit ratio. Unlike these policies, however, BSCA can be modified in order to make reconfiguration decisions by balancing the expected utility benefits and induced costs.

Namely, if we denote with $c_{n,j}$ the cost for transferring one unit of file from the origin servers to cache $v \in \mathcal{V}_c$, then we can define the utility-cost function:

$$H_t(y_t, y_{t-1}) = J_t(y_t) - \sum_{n \in \mathcal{N}} \sum_{v \in \mathcal{V}_c} c_{n,j} \max\{y_{v,n}^t - y_{v,n}^{t-1}, 0\} \quad (5.20)$$

where $f_t(y_t)$ is given in (5.2), and the convex max operator ensures that we pay cost whenever we increase the cached chunks of a file n at a cache j (but not when we evict data). Function H_t is concave and hence BSCA can be easily updated to accommodate this change. Namely, it suffices to

⁵For instance, in a 3-cache network with 1 file, BSCA might decide to change the $t-1$ configuration $[0.33, 0.33, 0.33]$ to $[0.66, 0.44, 0.33]$ if this increases the content delivery utility, e.g., if cache 1 is better.

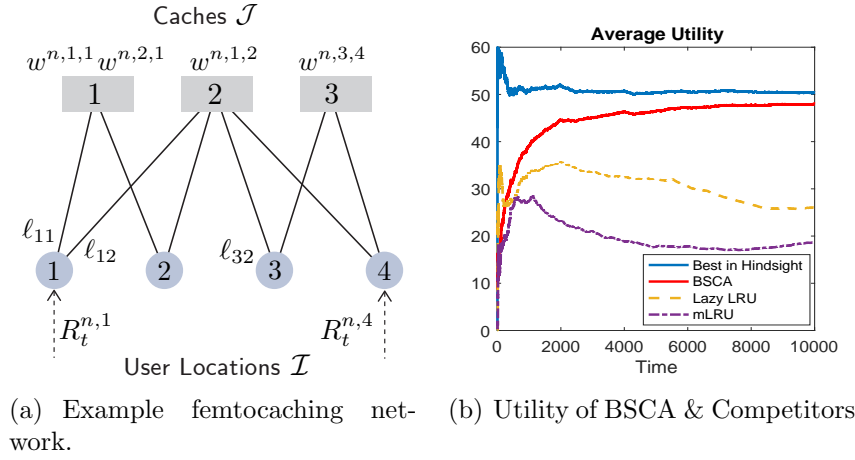


Figure 5.3: (a) User 3 is connected to caches $v = 2$ and $v = 1$; a request for n arrives at user $u = 2$, $R_t^{2,n} = 1$, and fetching it from cache $v = 1$ yields $d_{1,2,n}$. (b) The average utility of BSCA and competitor policies for this network (from [182]).

use the supergradient q_t for $H_t(\cdot)$ instead of the supergradient g_t of $J_t(\cdot)$. Using basic subgradient algebra we can write $h_t = g_t + q_t$, where

$$q_t^{\hat{n},v} = \begin{cases} -c_{\hat{n},v}, & \text{if } y_{v,\hat{n}}^t - y_{v,\hat{n}}^{t-1} > 0 \\ 0 & \text{otherwise} \end{cases} \quad (5.21)$$

which is calculated for each request $R_t^{\hat{n},j}$ and every cache j . The policy's learning rate is not affected by this change, and we only need to redefine parameter G in the regret, by adding the maximum value of q . This makes our policy suitable for many placement problems beyond caching, e.g., service deployment [240], where reconfigurations might induce non-negligible costs.

The generality and robustness of BSCA can be easily observed numerically as well. We consider a bipartite graph with 3 caches of size $B = 10$, and 4 user locations, see Fig. 5.3(a). The utility vector is $d_n = (1, 2, 100), \forall n$, hence an efficient policy needs to place popular files on cache 3. The network is fed with stationary Zipf requests from a catalog of $N = 100$ files, and each request arrives at a user location uniformly at random. We compare BSCA to the best static policy in hindsight, and state-of-the-art reactive policies for caching networks, namely (i) the multi-LRU policy proposed in [95] where a request is routed to a given cache (e.g., the closest) which is updated based on the LRU rule; and (ii) and the q -LRU policy with the “lazy” rule [145] for $q = 1$, which works as the multi-LRU but updates the cache only if the file is not in any other reachable cache.

Fig. 5.3(a) depicts the considered network, and Fig. 5.3(b) the comparison results. We see that BSCA converges to the best static policy in hindsight, which verifies that it is a universal no regret policy. That is, BSCA learns gradually what files are popular and increases their cache allocation at the high utility caches, while adjusting accordingly the less popular files at the other caches. The second best policy is lazy-LRU which is outperformed by BSCA by 45.8%. On the other hand, both lazy-LRU and mLRU have comparable performance and, interestingly, BSCA has lower performance for the first 500 slots (from lazy-LRU) but quickly adapts to the requests and outperforms its competitors.

5.5 Discussion of Related Work

The first OCO-based caching policy was proposed in [182] which reformulated the caching problem and embedded a learning mechanism into it. This opened the road for studying the broader network caching problem. In CNs one needs to jointly decide which cache will satisfy a request (routing) and which files will be evicted (caching), and these decisions are perplexed when each user is connected to multiple caches over different paths.⁶ Thus, it is not surprising that online policies for CNs (including femtocaching) are under-explored.

Placing more emphasis on the network, [118, 119] introduced a joint routing and caching algorithm for general graphs, assuming that file popularity is stationary. On the other hand, proposals for reactive CN policies include: [40] which designed a randomized caching policy for small-cell networks; [223] which studies a wireless network coordinating caching and transmission decisions across base stations; [15] that proposed distributed cooperative caching algorithms; and [70] that introduced a TTL-based utility-cache model. Albeit important, all these solutions *presume that the popularity model is fixed and known*. Clearly, in practice, and especially in femtocaching networks, this assumption does not hold.

More recently, [95] proposed the multi-LRU (mLRU) heuristic strategy, and [145] the “lazy rule” extending q -LRU to provide local optimality guarantees under stationary requests. These works pioneered the extension of the seminal LFU/LRU-type policies to the case of multiple connected caches and designed efficient caching algorithms with minimal overheads. Nevertheless, dropping the stationarity assumption, the problem of online routing and caching remains open. The approach presented in this chapter is fundamentally different from [95, 145] as *we embed a learning mechanism into the system operation that adapts the caching and routing decisions to any request pattern (even one that is created by an attacker) and also to changes in network links or utilities*.

BSCA exploits the powerful OCO framework [111], which has been used with great success in a variety of large-scale problems [28]. OCO is particularly attractive for the design of network protocols (as our caching solution here) for two reasons. Firstly, it offers general performance bounds that hold with minimum assumptions. Secondly, the algorithms are - potentially - simple, elegant, and can be implemented as protocols. In fact, we use here (a variation of) the online counterpart of the gradient algorithm which has played a key role in the design of Internet protocols under stationary assumptions.

On the other hand, employing OCO in networks raises new challenges. It requires careful problem formulations, handling constraints that typically do not appear in OCO, and ensuring that the bounds do not depend on parameters that can admit large values (as the content catalog size). Furthermore, a key challenge in OCO algorithms is that the obtained solution at each iteration has to be projected onto the feasible set. For the problem of caching, this projection can be addressed by the efficient algorithm given in Chapter 3. Another solution is to employ projection-free algorithms, which however typically have poor learning rates (slow convergence) [120].

⁶Note that for independent caches, the CN problem is essentially reduced to the single-cache version, as, e.g., in [213, 202, 153].

Chapter 6

Asymptotic laws for caching networks

In chapter 4 we saw that the different problems of content caching in networks are prohibitively complex to solve to optimality, especially for large networks. In this chapter, we examine a caching network arranged in the form of a square grid with a number of nodes that grows to infinity, and we show that in such a regime the analysis can be simplified. Following the steps of [97, 96, 185, 98] we show that a relaxed macroscopic convex program can be used to produce solutions that scale at optimal rate, i.e., the gap from the optimal is of smaller order (with respect to size parameters) than the value of the optimization. Therefore, the macroscopic analysis can be used to extract safe conclusions about the sustainability of large caching networks, with respect to their capability of withstanding a growing video demand.

Network sustainability

The sustainability of wireless multihop networks can be characterized by means of studying a network that grows in size and examining its capacity scaling laws. In their seminal work [108], Gupta and Kumar studied the asymptotic behaviour of multihop wireless networks when communications take place between K random pairs. They showed that the maximum data rate is $O(1/\sqrt{K})$, hence as the network grows ($K \rightarrow \infty$) the per node data rate vanishes to zero. This finding argues against the sustainability of multihop communications. The limit $O(1/\sqrt{K})$ arises from the fact that as the network grows, the number of wireless hops between a random pair of nodes also increases, and each wireless transmission is limited by fundamental physical laws [83]. Hence, the rate $O(1/\sqrt{K})$ is thought impossible to breach under the classical random communicating pair model.

However, if each node in the network is interested in a content instead of directly communicating with another node, by replicating the contents in the network caches the demands can be served by nearby caches reducing in this way the number of traversed hops. Hence, we are motivated to ask the question: *Can a cache-enabled network achieve a sustainable throughput scaling?* To answer the question we derive the asymptotic laws for capacity scaling with content replication and show that caching has a powerful effect on the sustainability of wireless networks since in some regimes the $O(1/\sqrt{K})$ law can be breached.

The fundamental size parameters are the number of nodes K and the number of contents N , and thus the scaling laws will depend on how fast these increase to infinity. Another key parameter is the cache size M which depicts the number of contents that can be cached at each node. Taking M to infinity represents an interesting regime that reflects networks where nodes are upgraded as storage gets abundant and inexpensive[198]. We will see that an additional influencing factor is the content popularity, and in particular the power law exponent τ . With skewed popularity, some contents are

requested multiple times and hence a smaller M has a bigger impact on the system performance.

6.1 Analysis of Large Caching Networks

System Model

K nodes are arranged on a $\sqrt{K} \times \sqrt{K}$ square grid on the plane. Each node is connected via undirected links to its four neighbours that lie next to it on the same row or column. By keeping the node density fixed and increasing the network size K , we obtain a scaling network similar to [108], with random pair throughput scaling as $O(1/\sqrt{K})$. Moreover, to avoid boundary effects, we consider a toroidal structure as in [83].

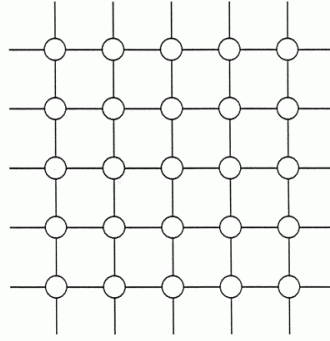


Figure 6.1: The network topology is a toroidal square grid.

Nodes generate requests to a catalog of contents $\mathcal{N} \triangleq \{1, 2, \dots, N\}$. Node k requests content n with rate λ_n^k . Instead of looking at the capacity region (=set of rate vectors $[\lambda_n^k]$ that are sustainable) as in [174], to obtain a quantitative result, we will consider a symmetric case where all nodes have $\lambda_n^k = \lambda_n$, $\forall n$. We further consider a Poisson IRM where the requests for content n are due to an independent Poisson process with intensity $\lambda_n = \lambda p_n$, where $[p_n]$ is the content popularity distribution—here assumed time-invariant. Last, we fix $\lambda = 1$ and study the required link capacity to support the communications. This is the inverse of the classical approach where we fix the link capacity and study the scaling of maximum supportable throughput. For example, in a network where under fixed link capacities the throughput scales as $O(1/\sqrt{K})$, our model will yield required link capacity scaling of $\Theta(\sqrt{K})$ to support constant throughput $\lambda = 1$. More generally, the obtained scaling laws for required link capacity can be inverted to reflect the throughput scaling laws. For sustainability we require the link capacity to be as small as possible, ideally to be $O(1)$.

Each node k is equipped with a cache, whose contents are denoted with $\mathcal{M}_k \subseteq \mathcal{N}$. If a request at node k regards a content $n \in \mathcal{M}_k$, then the content can be served locally. Due to the limited storage, n will often be missing from \mathcal{M}_k , in which case it will be obtained over the network from some other node w such that $n \in \mathcal{M}_w$. We denote with $[\mathcal{F}_{k,w}]$ the set of routes connecting nearby caches, and we say that a route is feasible if it is a path that connects a requesting node k to a cache on node w that stores the requested content. The choice of the sets $[\mathcal{M}_k]$ and $[\mathcal{F}_{k,w}]$ crucially affects the network link loading, and hence to discover the fundamental sustainability laws, we will have to optimize them.

Let M be the cache size measured in the number of contents it can store, which is the same at all nodes, i.e., $|\mathcal{M}_k| \leq M$. The important size parameters of the system are K, N, M , and the studied

regime satisfies

$$M < N \leq MK. \quad (6.1)$$

The first inequality implies that the cache size M is not enough to fit all contents and hence each node needs to make a selection of contents to cache. The second inequality requires that the total network cache capacity MK (summing up all individual caches) is sufficient to store all contents at least once, and thus each content request can be served.

6.1.1 Capacity Optimization

To yield the correct scaling law of required link capacities, it is necessary to select the best placement and the best routing that minimizes the load at the worst link in the network. Let C_ℓ be the traffic load carried by link ℓ . We are interested in the following optimization:

Worst-cast Link Load Minimization

$$C^* = \text{Minimize}_{[\mathcal{M}_k], [\mathcal{F}_{k,w}]} \max_{\ell} C_{\ell} \quad (6.2)$$

$$\text{s.t. } |\mathcal{M}_k| \leq M, \quad \forall k \quad (\text{cache constraint}), \quad (6.3)$$

$$\sum_k 1_{\{n \in \mathcal{M}_k\}} \geq 1, \quad \forall n \in \mathcal{N} \quad (\text{all contents are cached}), \quad (6.4)$$

$$[\mathcal{F}_{k,w}] \text{ are feasible routes.} \quad (6.5)$$

This problem is a variant of the DPR problem for the square grid topology, and as explained in the previous chapter, it is a hard combinatorial problem. In order to derive the scaling laws we must solve this problem in closed form. To this purpose, we will employ a number of simplifications and arrive at a relaxed problem which is amenable to analysis, while later it will be shown that the solution of the relaxed problem is in fact of the same order as the optimal solution of the problem above. The simplifications are: (a) the relaxation of the objective to minimizing the average link traffic $\text{avg}_{\ell} C_{\ell}$ (instead of the worst-case $\max_{\ell} C_{\ell}$), (b) fixing the routing variables $[\mathcal{F}_{k,w}]$ to shortest paths, and (c) breaking the coupling between the individual caches $[\mathcal{M}_k]$, by introducing the notion of *replication density* of content n .

Macroscopic density reformulation

For the simplification (c) above, given a placement $[\mathcal{M}_k]$, consider the frequency of occurrence of each content n in the caches, or *replication density* d_n as the fraction of nodes that store content n in the network:

$$d_n = \frac{1}{K} \sum_{k \in \mathcal{K}} 1_{\{n \in \mathcal{M}_k\}}.$$

Based on this metric, we define a simpler macroscopic problem, where instead of optimizing over content placement, we only optimize the densities of each content (without caring about how the contents are actually cached at each individual node-hence the term macroscopic):

Replication Density Optimization

$$C = \text{Minimize}_{[d_n]} \sum_{n \in \mathcal{N}} \left(\frac{1}{\sqrt{d_n}} - 1 \right) p_n \quad (6.6)$$

$$\text{s.t. } 1/K \leq d_n \leq 1, \quad \forall n \in \mathcal{N} \quad (\text{replication constraint}) \quad (6.7)$$

$$\sum_{n \in \mathcal{N}} d_n \leq M \quad (\text{total network cache constraint}). \quad (6.8)$$

In the objective, $1/\sqrt{d_n} - 1$ approximates (order-wise) the average hop count from a random node to a cache containing n . The average hopcount (averaged also over the distribution p_n) expresses the average link load per request. Additionally, the constraint $\sum_{n \in \mathcal{N}} d_n \leq M$ in (6.8) reflects another relaxation, whereby the cache size constraint is not satisfied at every node, but only on average across the network. Due to this last relaxation, a feasible macroscopic solution may yield content densities that force some nodes to cache more than M contents. It is clear that any feasible solution of problem (6.2)-(6.5) yields a content density $[d_n]$ that is feasible for problem (6.6)-(6.8), but not vice versa, hence the density-based formulation is a relaxed version of the original worst-case problem and we readily have $C = O(C^*)$.

Furthermore, problem (6.6)-(6.8) is convex and its unique solution can be found using the Karush-Kuhn-Tucker (KKT) conditions.¹ Regarding the constraints on d_n about its minimum and maximum value, either one of them can be an equality, or none. This partitions \mathcal{N} into three subsets, the ‘up-truncated’ $\mathcal{N}_\uparrow = \{n : d_n = 1\}$ containing contents stored at all nodes, the ‘down-truncated’ $\mathcal{N}_\downarrow = \{n : d_n = 1/K\}$ containing contents stored in just one node, and the complementary ‘non-truncated’ $\mathcal{N}_\circ = \mathcal{N} \setminus (\mathcal{N}_\uparrow \cup \mathcal{N}_\downarrow)$ of contents with $1/K < d_n < 1$. Arranging p_n in decreasing order, the partitions become $\mathcal{N}_\uparrow = \{1, 2, \dots, l-1\}$, $\mathcal{N}_\circ = \{l, l+1, \dots, r-1\}$, and $\mathcal{N}_\downarrow = \{r, r+2, \dots, N\}$; l and r are integers with $1 \leq l \leq r \leq N+1$. The solution d_n is equal to

$$d_n = \begin{cases} 1, & n \in \mathcal{N}_\uparrow, \\ \frac{M - l + 1 - \frac{N-r+1}{K}}{\sum_{j \in \mathcal{N}_\circ} p_j^{\frac{2}{3}}} p_n^{\frac{2}{3}}, & n \in \mathcal{N}_\circ, \\ 1/K, & n \in \mathcal{N}_\downarrow. \end{cases} \quad (6.9a)$$

$$d_n = \begin{cases} \frac{M - l + 1 - \frac{N-r+1}{K}}{\sum_{j \in \mathcal{N}_\circ} p_j^{\frac{2}{3}}} p_n^{\frac{2}{3}}, & n \in \mathcal{N}_\circ, \end{cases} \quad (6.9b)$$

$$d_n = \begin{cases} 1/K, & n \in \mathcal{N}_\downarrow. \end{cases} \quad (6.9c)$$

Fig. 6.2 illustrates such an example solution, depicting the density d_n , indices l and r , as well as sets \mathcal{N}_\uparrow , \mathcal{N}_\circ , \mathcal{N}_\downarrow when content popularities follow the Zipf law (see Section 6.1.2).

Order Optimality of Rounded Densities

The solution (6.9) is not directly mapped to a feasible solution for Problem (6.2)-(6.5), but we may construct one via a two-step process, (i) first rounding $[d_n]$ to $[d_n^\circ]$, and (ii) second placing the content symmetrically on the network according to $[d_n^\circ]$ so that the constraints $|\mathcal{M}_k| \leq M$ are satisfied. For (i), we simply define $d_n^\circ \triangleq 4^{-\nu_n^\circ}$ rounded to the largest power less or equal to $[d_n]$

$$d_n^\circ \triangleq \max\{4^{-i} : 4^{-i} \leq d_n, i \in \{0, 1, \dots, \nu\}\}. \quad (6.10)$$

¹In fact, problem (6.6)-(6.8) is similar to the Euclidean projection of the gradient step explained in Chapter 3.

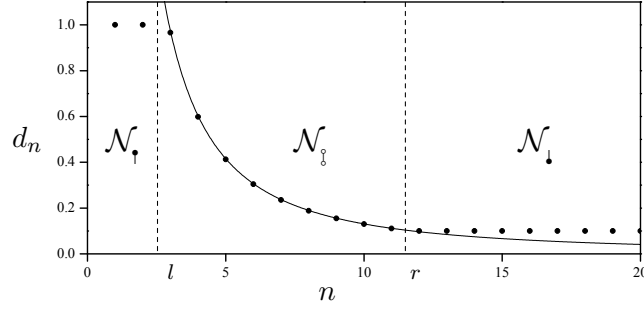


Figure 6.2: An example case of density d_n and the $\mathcal{N}_l, \mathcal{N}_g$ and \mathcal{N}_r partitions. Solid line plots the $\sim n^{-\frac{2\tau}{3}}$ law of $n \in \mathcal{N}_g$, when p_n follows Zipf's law.

Then for (ii), [96] gives an algorithm to allocate the contents \mathcal{N} in the caches $[\mathcal{M}_k]$ given the replication densities d_n° . The algorithm can be explained by means of Fig. 6.3. Suppose $[d_n^\circ] = (1, 1/4, 1/16, \dots, 1/16)$. We begin with the grey content which has $d_0^\circ = 1$, this content is simply cached everywhere. Then for the content with $d_1^\circ = 1/4$, we focus on a 2×2 subgrid of nodes (any such subgrid suffices but we fix the origin to be the top left node in figure 6.3). In this subgrid we try to fill the diagonal, which in this case is achieved by placing content 1 at the coordinate (1, 1) (top left node in the grid). As a last step for this content, we place replicas by tiling the subgrid everywhere in the network. The result is that content 1 is replicated with density $1/4$, as prescribed by the solution. Then for the contents with density $1/16$ we enlarge the subgrid to 4×4 . In general the subgrid has a size $2^{\nu_m^\circ} \times 2^{\nu_m^\circ}$ and is aligned with all the considered subgrids. We then fill the subgrid with the new contents starting with the diagonal, notably contents 2, and 3 in the example. Then contents 4, 5, 6 are filled in the second diagonal which is below the first, while 7 completes the second diagonal by wrapping up at the coordinate (1, 4). During the filling, we only select nodes that have less contents than the maximum. For example, when we are filling object 2 in the subgrid 4×4 , we skip the node (1, 1) since that node has already two contents (content 0 and content 1), and we place content 2 at node (2, 2) which only had one content so far (content 0). Where would we place content 10 with $d_{10}^\circ = 1/64$? We would consider the subgrid 8×8 (i.e. the entire grid), the first three diagonals are fully filled, hence we would place it in the first open spot in the fourth diagonal, that is node (4, 1).

Using the above canonical placement algorithm it is easy to show that a rounded feasible density solution (d_n°) can be mapped to a feasible solution for problem (6.2)-(6.5). This is because our algorithm places a content to the cache with the less stored contents so far. Therefore, if a cache has $M + 1$ contents stored, it follows that all other caches must have at least M , and we may conclude that we have cached at least $NM + 1$ replicas. This contradicts the fact that combining (6.10) and constraint (6.8), the total cached replicas can be at most NM . The value of this feasible solution is $C^\circ = \Omega(C)$. Finally, the following result is established in [96].

Theorem 6.1 (Order optimality of rounded densities): *There exist positive constants a, b that depend on the distribution (p_m) , and cache capacity K , such that*

$$C^* \leq C^\circ \leq aC^* + b.$$

Furthermore it is $\Theta(C^) = \Theta(C^\circ) = \Theta(C)$.*

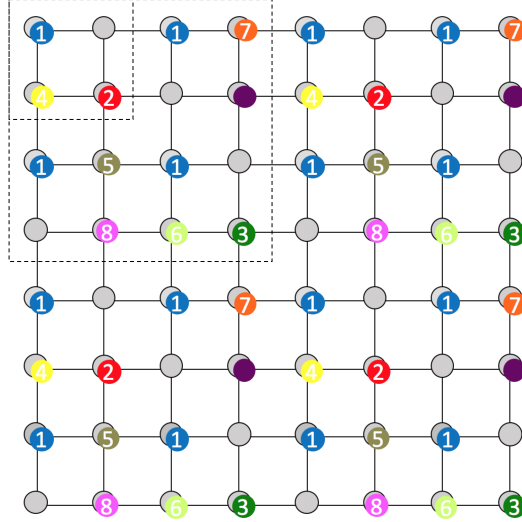


Figure 6.3: An example of the canonical rounding used to obtain a feasible cache placement solution. Here, the following items are placed $d_0^o = 1$, $d_1^o = 1/4$, $d_2^o = \dots = d_8^o = 1/16$.

The theorem is proven in [96] in two steps. First, it is established that the feasible solution C^o obtained by rounding the densities and applying the canonical placement algorithm is of the same order as (6.2)-(6.5) when the objective is the average load in the network. This fact is established simply by counting the average hopcount of the canonical placement. Second, a more elaborate proof shows the order optimality with respect to (6.2)-(6.5) itself, by analyzing the local geometry of the canonical solution. Theorem 6.1 is very powerful because it allows us to derive the scaling laws of wireless networks with caching C^* using the macroscopic analysis of (6.6)-(6.8). We remark that since a, b above depend on M , scaling laws with respect to M need to consider this dependence carefully. This is taken into account in the analysis of [98].

6.1.2 Asymptotic Laws for Zipf Popularity

To determine the scaling of C , we switch from the arbitrary popularity to the Zipf law. Substituting the solution (6.9) and plugging in the Zipf distribution in the objective of Problem 6.6, it follows:

$$C \triangleq \sum_{m \in \mathcal{N}} \left(d_m^{-\frac{1}{2}} - 1 \right) p_m = C_{\ddagger} + C_{\downarrow} - \sum_{j=l}^N p_m, \quad (6.11)$$

where $\sum_{j=l}^N p_m = O(1)$ (as it lies always in $[0, 1]$), and

$$C_{\ddagger} \triangleq \sum_{m \in \mathcal{N}_{\ddagger}} \frac{p_m}{\sqrt{d_m}} \stackrel{(6.9), (2.1)}{=} \frac{\left[H_{\frac{2\tau}{3}}(r-1) - H_{\frac{2\tau}{3}}(l-1) \right]^{\frac{3}{2}}}{\sqrt{M-l+1 - \frac{N-r+1}{K}} H_{\tau}(N)}, \quad (6.12)$$

$$C_{\downarrow} \triangleq \sum_{m \in \mathcal{N}_{\downarrow}} \frac{p_m}{\sqrt{d_m}} \stackrel{(6.9), (2.1)}{=} \sqrt{K} \frac{H_{\tau}(N) - H_{\tau}(r-1)}{H_{\tau}(N)}. \quad (6.13)$$

To analytically compute the law of C , we will approximate $H_{\tau}(x)$ from (2.3), and further analyze l and r using the KKT conditions. Since N scales to infinity, l, r may also scale to infinity, or not,

Table 6.1: Scaling Laws with Constant Cache Size

N		N finite	$K \rightarrow \infty$ then $N \rightarrow \infty$	$N \sim MK$, hence $N = \Theta(K)$	
				$MK - N = \omega(1)$	$MK - N = O(1)$
C	$\tau < 1$	$\Theta(1)$	$\Theta(\sqrt{N})$	$\Theta(\sqrt{K})$	$\Theta(\sqrt{K})$
	$1 < \tau < \frac{3}{2}$	$\Theta(1)$	$\Theta(N^{\frac{3}{2}-\tau})$	$\Theta\left(\frac{\sqrt{K}}{(MK-N)^{\tau-1}}\right)$	$\Theta(\sqrt{K})$
	$\tau > \frac{3}{2}$	$\Theta(1)$	$\Theta(1)$	$\Theta\left(\frac{\sqrt{K}}{(MK-N)^{\frac{3(\tau-1)}{2\tau}}}\right)$	$\Theta(\sqrt{K})$

depending on the actual solution (6.9). Moreover, observing that the expressions (6.12)-(6.13) depend on $H_\tau, H_{\frac{2\tau}{3}}$, we expect different cases to appear due to the form of (2.3). In fact, previous work [96] yields 5 cases depending on the values of τ . These in terms are mapped to scaling laws via (6.12)-(6.13). The results are presented in Table 6.1. The cases $\tau = 1$ and $\tau = 3/2$ are omitted to avoid clutter; they are similar to the cases $\tau < 1$ and $\tau > 3/2$ up to a logarithmic factor.

Scaling laws for M constant. Table 6.1 shows how the solution of Problem 6.6 scales with the system size parameters K (number of nodes/users), and N (catalog size); M (cache size) in this table is a constant. From Theorem 6.1, the scaling of C also provides the required link capacity scaling for sustaining a uniform request rate $\lambda = 1$, which was chosen to be our sustainability criterion. To help the reader, a C -scaling $O(1)$ means that the network can sustain unit throughput even if the link capacities are sufficiently large constants—the sustainable case. On the other hand, $\Theta(\sqrt{N})$ means that to sustain unit per-user throughput, the link capacity needs to increase proportionally to the square root of the content catalog. Although we expect N to grow to infinity, link capacities obey Shannon limits, and this mismatch leads to an unsustainable network. The admissible throughput scaling law for fixed capacities is given by the inverse; for example $\Theta(\sqrt{K})$ is inverted to give $\lambda = \Theta(1/\sqrt{K})$ throughput with fixed capacities, which is the Gupta-Kumar scaling for random communicating pairs in a scaling network [108].

Our first observation from the last column of table 6.1 is that whenever the replication capacity $MK - N = O(1)$ is low, i.e. *almost all cache slots are used to store each content once*, we retrieve the Gupta-Kumar regime. A small gain is obtained when we have more replications slots (column with $MK - N = \omega(1)$), but as long as the two scaling factors K and N increase proportionally to infinity, our caching technique has small (or no) effect.

The third column refers to the case where we take the limits in order, first $K \rightarrow \infty$ and then $N \rightarrow \infty$, i.e. we have $N = o(K)$ and the catalog grows slower than (sublinearly to) the network, a regime anticipated to be realistic—e.g. the catalogue of Youtube increases linearly in time, but the Youtube requests increase exponentially. The scaling laws in this case depend on the content catalog size, which yields potentially a significant improvement over the Gupta-Kumar scaling. Also, the power law exponent of content popularity has a profound effect, where larger values of τ improve the sustainability (decrease the required link capacity). Finally, when N is finite, the system is always sustainable (required link capacity $\Theta(1)$).

Scaling laws for $M \rightarrow \infty$. As memory becomes cheaper and cheaper, we may envisage the scenario where the per-node cache M also scales to infinity. The extension of the analysis of (6.12)-(6.13) in the case $M \rightarrow \infty$ is found in [98]. Here we briefly discuss the resulting scaling laws presented in table 6.2. Considering how N, M, K grow, we can study the system in different regimes of operation, which complicates the exposition of scaling laws. For this reason, we focus here on two

Table 6.2: Scaling Laws with Scaling Cache Size

		‘High’ M	‘Low’ M
C	$\tau < 1$	$O\left(\sqrt{\frac{N}{M}}\right)$	$\Theta(\sqrt{K})$
	$1 < \tau < \frac{3}{2}$	$O\left(\frac{N^{\frac{3}{2}-\tau}}{\sqrt{M}}\right)$	$\Theta\left(\frac{\sqrt{K}}{(MK-N)^{\tau-1}}\right)$
	$\tau > \frac{3}{2}$	$O(1)$	$\Theta\left(\sqrt{\frac{K}{MK-N}}\right)$

specific regimes of interest. We compare the total network memory MK to the content catalog N , and split the analysis to two cases (i) $MK = \Omega(N)$ and (ii) $MK = O(N)$ (in fact [98] provides also the asymptotic constant that separates the two regimes). The first case is called ‘High’ M and the second ‘Low’ M .

- **‘High’ M** ($MK = \Omega(N)$). The most interesting regime to explore for perfect sustainability is the one of $C = O(1)$. As the formulas show, to keep C bounded, the hardest case is on $\tau < 1$: cache size M should scale as fast as content volume N (e.g. a fixed $\gamma = M/N$ must be achieved). In the intermediate case of $1 < \tau < 3/2$, cache M has to scale with N , but slower, at a sublinear power. The case of $\tau > 3/2$ is quite interesting, as $C = O(1)$ always holds true even for fast scaling catalogues.
- **‘Low’ M** ($MK = O(N)$). This regime is characterized as unsustainable, because the replication slots $MK - N$ are not sufficient to keep C low; C scales as fast as \sqrt{K} , the Gupta-Kumar law [108]. The same is true if $\tau < 1$. Small gains are observed if $\tau > 1$ and $MK - N = \omega(1)$.

6.2 Discussion of Related Work

The work of [16] studied the asymptotic laws of caching in the context of Information-Centric networks. Another line of work, extended the asymptotic laws to more realistic models for the wireless physical layer (PHY), and considered the aspect of mobility, showing that mobility does not really improve the scaling laws [88]. The intricancies of wireless PHY were also captured in caching asymptotic laws in [156].

Contrary to the above uncoded considerations, [158] proposed the technique of “coded caching”, as the optimal way of caching over a perfect broadcast medium. This idea has stirred a wide interest in the research community, and there exist numerous generalizations and interesting findings, which are not mentioned here; the interested reader is referred to [183] as a starting point. Continuing in asymptotic laws for caching, [126] studied the fundamental performance laws in device-to-device (D2D) wireless networks, while [63] studied the multicast delivery. A related survey [125] suggests that multihop D2D with spatial reuse has the same performance with coded caching.

Bibliography

- [1] <https://medium.com/netflix-techblog/content-popularity-for-open-connect-b86d56f613b>.
- [2] <https://techcrunch.com/2012/08/22/how-big-is-facebooks-data-2-5-billion-pieces-of-cont>
- [3] Wikipedia statistics: top-1000 request statistics for english wikipedia pages.
- [4] N. Abedini and S. Shakkottai. Content caching and scheduling in wireless networks with elastic and inelastic traffic. *IEEE/ACM Transactions on Networking*, 22(3):864–874, 2014.
- [5] J. Abernethy, P. L. Bartlett, A. Rakhlin, and A. Tewari. Optimal strategies and minimax lower bounds for online convex games. In *COLT*, 2008.
- [6] L. A. Adamic and B. A. Huberman. Zipf’s law and the Internet. *Glottometrics*, 3:143–150, 2002.
- [7] A. A. Ageev and M. I. Sviridenko. Pipage rounding: a new method of constructing algorithms with proven performance guarantee. *Journal of Combinatorial Optimization*, 8(3):307–328, 2004.
- [8] V. Almeida, A. Bestavros, M. Crovella, and A. de Oliveira. Characterizing reference locality in the www. In *Fourth International Conference on Parallel and Distributed Information Systems*, pages 92–103, Dec 1996.
- [9] D. Applegate, A. Archer, V. Gopalakrishnan, S. Lee, and K. Ramakrishnan. Optimal content placement for a large-scale vod system. In *Proc. of ACM CoNEXT*. ACM, 2010.
- [10] M. Arlitt and T. Jin. A workload characterization study of the 1998 world cup web site. *Netw. Mag. of Global Internetwk.*, 14(3):30–37, May 2000.
- [11] V. Arya, N. Garg, R. Khandekar, A. Meyerson, K. Munagala, and V. Pandit. Local search heuristics for k-median and facility location problems. *SIAM Journal on computing*, 33(3):544–562, 2004.
- [12] S. Asur and B. A. Huberman. Predicting the future with social media. In *Proceedings of the 2010 IEEE/WIC/ACM International Conference on Web Intelligence and Intelligent Agent Technology-Volume 01*, pages 492–499. IEEE Computer Society, 2010.
- [13] G. Athanasiou, P. C. Weeraddana, C. Fischione, and L. Tassiulas. Optimizing client association for load balancing and fairness in millimeter-wave wireless networks. *IEEE/ACM Trans. on Networking*, 23(3):836–850, 2015.
- [14] O. I. Aven, E. G. Coffman, and Y. A. Kogan. *Stochastic analysis of computer storage*, volume 38. Springer Science & Business Media, 1987.

- [15] K. Avrachenkov, J. Goseling, and B. Serbetci. A low-complexity approach to distributed co-operative caching with geographic constraints. *Proc. of ACM Meas. Anal. Computing Systems*, 1(1):1–827, 2017.
- [16] B. Azimdoost, C. Westphal, and H. R. Sadjadpour. Fundamental limits on throughput capacity in information-centric networks. *IEEE Transactions on Communications*, 64(12):5037–5049, Dec 2016.
- [17] S. K. Baek, S. Bernhardsson, and P. Minnhagen. Zipf’s law unzipped. Technical report, arXiv:1104.1789, 2011.
- [18] I. D. Baev, R. Rajaraman, and C. Swamy. Approximation algorithms for data placement problems. *SIAM J. Comput.*, 38(4):1411–1429, 2008.
- [19] S. Bansal and D. S. Modha. Car: Clock with adaptive replacement. In *FAST*, volume 4, pages 187–200, 2004.
- [20] E. Baştuğ, M. Bennis, and M. Debbah. Living on the edge: The role of proactive caching in 5G wireless networks. *IEEE Communications Magazine*, 52(8):82 – 89, August 2014.
- [21] E. Baştuğ, M. Bennis, and M. Debbah. A transfer learning approach for cache-enabled wireless networks. In *Modeling and Optimization in Mobile, Ad Hoc, and Wireless Networks (WiOpt), 2015 13th International Symposium on*, pages 161–166. IEEE, 2015.
- [22] E. Bastug, M. Bennis, E. Zeydan, M. Kader, I. Karatepe, A. Er, and M. Debbah. Big data meets telcos: A proactive caching perspective. *Journal of Communications and Networks*, 17(6):549–557, 2015.
- [23] M. Bateni and M. Hajiaghayi. Assignment problem in content distribution networks: Unsplittable hard-capacitated facility location. *ACM Transactions on Algorithms*, 8(3):180–184, 2012.
- [24] H. Bauke. Parameter estimation for power-law distributions by maximum likelihood methods. *The European Physical Journal B*, 58(2):167–173, Jul 2007.
- [25] T. Bektas, J.-F. Cordeau, E. Erkut, and G. Laporte. Exact algorithms for the joint object placement and request routing problem in content distribution networks. *Computers & Operations Research*, 35(12):3860 – 3884, 2008.
- [26] T. Bektas, O. Oguz, and I. Ouyeyisi. Designing cost-effective content distribution networks. *Computers & Operations Research*, 34:2436 – 2449, 2007.
- [27] L. A. Belady. A study of replacement algorithms for virtual storage computers. In *IBM Systems Journal*, 1966.
- [28] E. Belmega, P. Mertikopoulos, R. Negrel, and L. Sanguinetti. Online convex optimization and no-regret learning: Algorithms, guarantees and applications. Technical report, arXiv:1804.04529, 2018.
- [29] J. F. Benders. Partitioning procedures for solving mixed-variables programming problems. *Numer. Math*, 4, 1962.

- [30] J. Bennett and S. Lanning. The netflix prize, 2007.
- [31] A. Benoit, V. Rehn-Sonigo, and Y. Robert. Replica placement and access policies in tree networks. *IEEE Transactions on Parallel and Distributed Systems*, 19(12):1614–1627, 2008.
- [32] C. Berthet. Identity of king and flajolet & al. formulae for LRU miss rate exact computation. *CoRR*, abs/1607.01283, 2016.
- [33] D. P. Bertsekas. *Network Optimization: Continuous and Discrete Models*. Athena Scientific, May 1998.
- [34] D. P. Bertsekas. *Nonlinear Programming*. Athena Scientific, 1999.
- [35] D. P. Bertsekas and N. R. Sandel. Estimates of the duality gap for large-scale separable non-convex optimization problems. In *Proc. of the IEEE CDC*, pages 782–785. IEEE, 1982.
- [36] D. Bertsimas and J. N. Tsitsiklis. *Introduction to linear optimization*, volume 6. Athena Scientific Belmont, MA, 1997.
- [37] M. Bielski et al. dredbox: Materializing a full-stack rack-scale system prototype of a next-generation disaggregated datacenter. In *in Proc. of ACM DATE*, 2018.
- [38] P. Billingsley. *Convergence of Probability Measures*. Wiley&Sons, 1999.
- [39] P. Blasco and D. Gunduz. Multi-armed bandit optimization of cache content in wireless information networks. In *Information Theory (ISIT), 2014 IEEE International Symposium on*, pages 51–55. IEEE, 2014.
- [40] B. Blaszczyszyn and A. Giovanidis. Optimal geographic caching in cellular networks. *arXiv preprint arXiv:1409.7626*, 2014.
- [41] S. Borst, V. Gupta, and A. Walid. Distributed caching algorithms for content distribution networks. In *Proc. IEEE INFOCOM*, 2010.
- [42] G. E. Box. Science and statistics. *Journal of the American Statistical Association*, 71(356):791–799, 1976.
- [43] L. Breslau, P. Cue, P. Cao, L. Fan, G. Phillips, and S. Shenker. Web caching and Zipf-like distributions: Evidence and implications. In *Proceedings of the 1999 IEEE INFOCOM conference on Computer Communications*, pages 126–134, New York, NY, USA, Mar. 1999.
- [44] G. Calinescu, C. Chekuri, M. Pal, and J. Vondrak. Maximizing a submodular set function subject to a matroid constraint. *Fischetti M., Williamson D.P. (eds) Integer Programming and Combinatorial Optimization, LNCS*, (4513):182–196, 2007.
- [45] P. Cao and S. Irani. Cost-aware www proxy caching algorithms. In *Proceedings of the USENIX Symposium on Internet Technologies and Systems on USENIX Symposium on Internet Technologies and Systems*, USITS’97, pages 18–18, Berkeley, CA, USA, 1997. USENIX Association.
- [46] M. Cardei and D.-Z. Du. Improving wireless sensor network lifetime through power aware organization. *Wireless Networks*, 11(3):333–340, 2005.

- [47] G. Carofiglio, L. Mekinda, and L. Muscariello. Joint forwarding and caching with latency awareness in information-centric networking. *Computer Networks*, 110:133–153, 2016.
- [48] R. W. Carr and J. L. Hennessy. A simple and effective algorithm for virtual memory management. *SIGOPS Oper. Syst. Rev.*, 15(5):87–95, Dec. 1981.
- [49] J. R. Challenger, P. Dantzig, A. Iyengar, M. S. Squillante, and L. Zhang. Efficiently serving dynamic data at highly accessed web sites. *IEEE/ACM transactions on Networking*, 12(2):233–246, 2004.
- [50] A. Chankhunthod, P. B. Danzig, C. Neerdaels, M. F. Schwartz, and K. J. Worrell. A hierarchical internet object cache. *Proc. of the USENIX Technical Conf.*, 4(11):153–163, 1996.
- [51] M. Charikar, S. Guha, E. Tardos, and D. B. Shmoys. A constant-factor approximation algorithm for the k-median problem. *J. Comput. Syst. Sci.*, 65(1):180–184, 2002.
- [52] N. Chater and G. D. Brown. Scale-invariance as a unifying psychological principle. *Cognition*, 69(3):B17 – B24, 1999.
- [53] L. E. Chatzieftheriou, M. Karaliopoulos, and I. Koutsopoulos. Caching-aware recommendations: Nudging user preferences towards better caching performance. In *IEEE INFOCOM 2017 - IEEE Conference on Computer Communications*, pages 1–9, May 2017.
- [54] H. Che, Y. Tung, and Z. Wang. Hierarchical web caching systems: modeling, design and experimental results. *IEEE Journal on Selected Areas in Communications*, 20(7):1305–1314, Sep 2002.
- [55] X. Cheng, C. Dale, and J. Liu. Statistics and social network of youtube videos. In *2008 16th International Workshop on Quality of Service*, pages 229–238, June 2008.
- [56] X. Cheng, J. Liu, and C. Dale. Understanding the characteristics of internet short video sharing: A youtube-based measurement study. *IEEE Transactions on Multimedia*, 15(5):1184–1194, 2013.
- [57] J. Chu, K. Labonte, and B. N. Levine. Availability and popularity measurements of peer-to-peer file systems. In *Proceedings of SPIE*, Boston, MA, USA, July 2002.
- [58] Cisco. Cisco visual networking index: Global mobile data traffic forecast update 2014–2019. *White Paper*, 2015.
- [59] Cisco. Cisco visual networking index: Global mobile data traffic forecast update, 2016–2021. Technical report, 2016.
- [60] C. E. Clark. The greatest of a finite set of random variables. *Oper. Res.*, pages 145–162, 1961.
- [61] A. Clauset, C. R. Shalizi, and M. E. J. Newman. Power-law distributions in empirical data. *SIAM Review*, 51(4):661–703, 2009.
- [62] M. E. Consuegra, W. A. Martinez, G. Narasimhan, R. Rangaswami, L. Shao, and G. Vietri. Analyzing adaptive cache replacement strategies. *arXiv:1503.07624v2*, 2017.

- [63] Y. Cui, D. Jiang, and Y. Wu. Analysis and optimization of caching and multicasting in large-scale cache-enabled wireless networks. *IEEE Transactions on Wireless Communications*, 15(7):5101–5112, July 2016.
- [64] C. R. Cunha, A. Bestavros, and M. E. Crovella. Characteristics of WWW client-based traces. In *View on NCSTRL*, Boston University, MA, USA, July 1995.
- [65] J. Current, M. Daskin, and D. Schilling. *Discrete network location models*. Facility location: Applications and theory 1, Springer-Verlag, 2001.
- [66] J. Dai, Z. Hu, B. Li, J. Liu, and B. Li. Collaborative hierarchical caching with dynamic request routing for massive content distribution. In *Proc. of IEEE INFOCOM*, pages 1158–1169, March 2012.
- [67] A. Dan and D. Towsley. An approximate analysis of the lru and fifo buffer replacement schemes. In *Proceedings of the 1990 ACM SIGMETRICS Conference on Measurement and Modeling of Computer Systems*, SIGMETRICS '90, pages 143–152, New York, NY, USA, 1990. ACM.
- [68] G. Dán and N. Carlsson. Power-law revisited: A large scale measurement study of P2P content popularity. In *Proceedings of the International Workshop on Peer-To-Peer Systems (IPTPS)*, San Jose, CA, USA, 2010.
- [69] M. Dehghan, B. Jiang, A. Seetharam, T. He, T. Salonidis, J. Kurose, D. Towsley, and R. Sitaraman. On the complexity of optimal request routing and content caching in heterogeneous cache networks. *IEEE/ACM Trans. on Networking*, 25(3):1635–1648, 2017.
- [70] M. Dehghan, L. Massoulie, D. Towsley, D. Menasche, and Y. C. Tay. A utility optimization approach to network cache design. In *IEEE INFOCOM 2016 - The 35th Annual IEEE International Conference on Computer Communications*, pages 1–9, April 2016.
- [71] J. C. Duchi et al. Efficient projections onto the l1-ball for learning in high dimensions. In *Proc. of ICML*, 2008.
- [72] E. E. Cronin, S. Jamin, C. Jin, A. R. Kurc, D. Raz, and Y. Shavitt. Constrained mirror placement on the internet. *IEEE JSAC*, 20(7):1369–1382, 2002.
- [73] F. Eisenbrand, F. Grandoni, T. RothvoB, and G. Schafer. Approximating connected facility location problems via random facility sampling and core detouring. In *Proc. of the ACM-SIAM SODA*, pages 365–372. ACM, 2008.
- [74] S.-E. Elayoubi and J. Roberts. Performance and cost effectiveness of caching in mobile access networks. In *Proceedings of the 2nd ACM Conference on Information-Centric Networking*, pages 79–88. ACM, 2015.
- [75] M. Englert, H. Röglin, J. Spönemann, and B. Vöcking. Economical caching. *ACM Trans. on Computation Theory*, pages 4:1–4:21, 2013.
- [76] R. Fagin. Asymptotic miss ratios over independent references. *Journal of Computer and System Sciences*, 14(2):222 – 250, 1977.

- [77] J. D. Farmer and J. Geanakoplos. Power laws in economics and elsewhere. Technical report, Santa Fe Institute, 2008.
- [78] F. Figueiredo. On the prediction of popularity of trends and hits for user generated videos. In *Proceedings of the sixth ACM international conference on Web search and data mining*, pages 741–746. ACM, 2013.
- [79] M. L. Fisher. The lagrangian relaxation method for solving integer programming problems. *Management Science*, 50(12):1861–1871, 2004.
- [80] P. Flajolet, D. Gardy, and L. Thimonier. Birthday paradox, coupon collectors, caching algorithms and self-organizing search. *Discrete Appl. Math.*, 39(3):207–229, Nov. 1992.
- [81] L. Fleischer, M. Goemans, V. Mirrokni, and M. Sviridenko. Tight approximation algorithms for maximum general assignment problems. In *Proc. of ACM SODA*. ACM, 2006.
- [82] N. C. Fofack, P. Nain, G. Neglia, and D. Towsley. Analysis of ttl-based cache networks. In *Performance Evaluation Methodologies and Tools (VALUETOOLS), 2012 6th International Conference on*, pages 1–10. IEEE, 2012.
- [83] M. Franceschetti and R. Meester. *Random Networks for Communication*. Cambridge University Press, Series: Cambridge Series in Statistical and Probabilistic Mathematics (No. 24), New York, NY, USA, 2007.
- [84] B. Frank, I. Poesse, G. Smaragdakis, A. Feldmann, B. Maggs, S. Uhlig, V. Aggarwal, and F. Schneider. Collaboration opportunities for content delivery and network infrastructures. *ACM SIGCOMM ebook on Recent Advances in Networking*, 1(1), 2013.
- [85] C. Fricker, P. Robert, and J. Roberts. A versatile and accurate approximation for lru cache performance. In *Proceedings of the 24th International Teletraffic Congress, ITC '12*, pages 8:1–8:8. International Teletraffic Congress, 2012.
- [86] C. Fricker, P. Robert, J. Roberts, and N. Sbihi. Impact of traffic mix on caching performance in a content-centric network. In *Proceedings on the 2012 IEEE INFOCOM conference on Computer Communications Workshops*, pages 310–315. IEEE, 2012.
- [87] A. Furno, M. Fiore, R. Stanica, C. Ziemlicki, and Z. Smoreda. A tale of ten cities: Characterizing signatures of mobile traffic in urban areas. *IEEE Transactions in Mobile Computing*, 2017.
- [88] M. G. G. Alfano and E. Leonardi. Content-centric wireless networks with limited buffers: when mobility hurts. In *Proceedings of 2013 IEEE INFOCOM conference on Computer Communications*, Torino, Italy, Apr. 2013.
- [89] G. M. G. M. Voelker, N. Sharma, N. Cardwell, A. Karlin, and L. H. M. On the scale and performance of cooperative web proxy caching. In *Proc. ACM SOSP*, 1999.
- [90] M. Garetto, E. Leonardi, and V. Martina. A unified approach to the performance analysis of caching systems. *ACM Transactions on Modeling and Performance Evaluation of Computing Systems*, 1(3):12, 2016.

- [91] N. Gast and B. Van Houdt. Transient and steady-state regime of a family of list-based cache replacement algorithms. *ACM SIGMETRICS Performance Evaluation Review*, 43(1):123–136, 2015.
- [92] A. M. Geoffrion. Lagrangian relaxation and its uses in integer programming. *Mathematical Studies*, 2:82–114, 1974.
- [93] T. Giannakas, P. Sermpezis, and T. Spyropoulos. Show me the cache: Optimizing cache-friendly recommendations for sequential content access. *arXiv preprint arXiv:1805.06670*, 2018.
- [94] P. Gill, M. Arlitt, Z. Li, and A. Mahanti. Youtube traffic characterization: a view from the edge. In *Proceedings of the 7th ACM SIGCOMM conference on Internet measurement*, pages 15–28. ACM, 2007.
- [95] A. Giovanidis and A. Avranas. Spatial multi-LRU: Distributed caching for wireless networks with coverage overlaps. *arXiv:1612.04363*, 2016.
- [96] S. Gitzenis, G. Paschos, and L. Tassiulas. Asymptotic laws for joint content replication and delivery in wireless networks. *IEEE Transactions on Information Theory*, 59(5):2760–2776, 2013.
- [97] S. Gitzenis, G. S. Paschos, and L. Tassiulas. Asymptotic laws for content replication and delivery in wireless networks. In *Proceedings of the 2012 IEEE INFOCOM conference on Computer Communications*, pages 126–134, Orlando, FL, USA, Mar. 2012.
- [98] S. Gitzenis, G. S. Paschos, and L. Tassiulas. Enhancing wireless networks with caching: Asymptotic laws, sustainability & tradeoffs. In *Computer Networks*, 2014.
- [99] S. Gitzenis, S. Toumpis, and L. Tassiulas. Efficient file replication in large wireless networks with dynamic popularity. In *10th International Conference on Heterogeneous Networking for Quality, Reliability, Security and Robustness*, pages 164–168, Aug 2014.
- [100] M. L. Goldstein, S. A. Morris, and G. G. Yen. Problems with fitting to the power-law distribution. *The European Physical Journal B - Condensed Matter and Complex Systems*, 41(2):255–258, Sep 2004.
- [101] N. Golrezaei, A. Molisch, A. Dimakis, and G. Caire. Femtocaching and device-to-device collaboration: A new architecture for wireless video distribution. *IEEE Communications Magazine*, 51(4):142–149, April 2013.
- [102] N. Golrezaei, K. Shanmugam, A. Dimakis, A. Molisch, and G. Caire. Femtocaching: Wireless content delivery through distributed caching helpers. *IEEE Transactions on Information Theory*, 59(12):8402–8413, 2013.
- [103] N. Golrezaei, K. Shanmugam, A. G. Dimakis, A. F. Molisch, and G. Caire. Femtocaching: Wireless video content delivery through distributed caching helpers. In *Proceedings of the 2012 IEEE INFOCOM conference on Computer Communication*, pages 1107–1115. IEEE, 2012.
- [104] S. Guha and S. Khuller. Greedy strikes back: Improved facility location algorithms. *Journal of Algorithms*, 31:228–248, 1999.

- [105] S. Guha, A. Meyerson, and K. Munagala. Hierarchical placement and network design problems. In *Proc. of IEEE FOCS*. IEEE, 2000.
- [106] A. Gupta, J. Kleinberg, A. Kumar, R. Rastogi, and B. Yener. Provisioning a virtual private network: A network design problem for multicommodity flow. In *Proc. of the ACM STOC*, pages 389–398. ACM, 2001.
- [107] A. Gupta, A. Kumar, and T. Roughgarden. Simple and better approximation algorithms for network design. In *Proc. of the ACM STOC*, pages 365–372. ACM, 2003.
- [108] P. Gupta and P. R. Kumar. The capacity of wireless networks. *IEEE Transactions on Information Theory*, 46:388–404, Mar. 2000.
- [109] G. Hasslinger, K. Ntougias, F. Hasslinger, and O. Hohlfeld. Performance evaluation for new web caching strategies combining lru with score based object selection. *Computer Networks*, 2017.
- [110] E. Hazan. *Efficient Algorithms for Online Convex Optimization and Their Applications*. PhD thesis, Princeton University, 2006.
- [111] E. Hazan. Introduction to online convex optimization. *Found. Trends in Optimization*, 2(3-4), 2016.
- [112] M. Hefeeda and O. Saleh. Traffic modeling and proportional partial caching for peer-to-peer systems. *IEEE/ACM Transactions on Networking (TON)*, 16(6):1447–1460, 2008.
- [113] M. Hilbert. How much information is there in the “information society”? *Significance*, 9(4):8–12, 2012.
- [114] D. S. Hochbaum and D. B. Shmoys. A best possible heuristic for the k-center problem. *Math. Oper. Res.*, 10(2):180–184, 1985.
- [115] Q. Huang, K. Birman, R. van Renesse, W. Lloyd, S. Kumar, and H. C. Li. An analysis of facebook photo caching. In *Proceedings of the Twenty-Fourth ACM Symposium on Operating Systems Principles, SOSP '13*, pages 167–181, New York, NY, USA, 2013. ACM.
- [116] C. Imbrenda, L. Muscariello, and D. Rossi. Analyzing cacheable traffic in isp access networks for micro cdn applications via content-centric networking. In *Proceedings of the 1st international conference on Information-centric networking*, pages 57–66. ACM, 2014.
- [117] S. Ioannidis and E. Yeh. Adaptive caching networks with optimality guarantees. In *Proc. of ACM Sigmetrics*, pages 77–87. ACM, 2016.
- [118] S. Ioannidis and E. Yeh. Jointly optimal routing and caching for arbitrary network topologies. In *Proc. of the IEEE ICN*, pages 77–87. IEEE, 2017.
- [119] S. Ioannidis and E. Yeh. Jointly optimal routing and caching for arbitrary network topologies. *IEEE JSAC*, 2018.
- [120] M. Jaggi. Revisiting frank-wolfe: Projection-free sparse convex optimization. In *Proceedings of ICML*, pages 1–6, 2013.

- [121] K. Jain, M. Mahdian, E. Markakis, A. Saberi, and V. Vazirani. Greedy facility location algorithms analyzed using dual fitting with factor-revealing lp. *J. ACM*, 50(6):795–824, 2003.
- [122] K. Jain, M. Mahdian, and A. Saberi. A new greedy approach for facility location problems. In *Proceedings of the thirty-fourth annual ACM symposium on Theory of computing*, pages 731–740. ACM, 2002.
- [123] K. Jain and V. Vazirani. Approximation algorithms for metric facility location and k-median problems using the primal-dual schema and lagrangian relaxation. *Journal of the ACM*, 48:247–296, 2001.
- [124] S. Jamin, C. Jin, Y. Jin, D. Raz, Y. Shavitt, L. Zhang, et al. On the placement of internet instrumentation. In *Proceedings IEEE INFOCOM 2000. Conference on Computer Communications. Nineteenth Annual Joint Conference of the IEEE Computer and Communications Societies*, pages 295–304. IEEE, 2000.
- [125] M. Ji, G. Caire, and A. Molisch. Wireless device-to-device caching networks: basic principles and system performance. *IEEE Journal on Sel. Areas in Commun.*, 34(1):176–189, Jan. 2016.
- [126] M. Ji, G. Caire, and A. F. Molisch. Fundamental limits of caching in wireless D2D networks. *arXiv preprint arXiv: 1405.5336*, 2014.
- [127] X. Jia, D. Li, H. Du, and J. Cao. On optimal replication of data object at hierarchical and transparent web proxies. *IEEE Transactions on Parallel and Distributed Systems*, 16(8), 2005.
- [128] J. Jung, A. W. Berger, and H. Balakrishnan. Modeling ttl-based internet caches. In *Proc. of IEEE INFOCOM*, volume 1, pages 417–426, March 2003.
- [129] X. Kang, H. Zhang, G. Jiang, H. Chen, X. Meng, and K. Yoshihira. Understanding internet video sharing site workload: a view from data center design. *Journal of Visual Communication and Image Representation*, 21(2):129–138, 2010.
- [130] J. Kangasharju, J. Roberts, and K. Ross. Object replication strategies in content distribution networks. *Computer Communications*, 25(4):376–383, 2002.
- [131] M.-Y. Kao. Encyclopedia of algorithms. In *Springer*, 2008.
- [132] S. Kastanakis, P. Sermpezis, V. Kotronis, and X. Dimitropoulos. Cabaret: Leveraging recommendation systems for mobile edge caching. *arXiv preprint arXiv:1806.02704*, 2018.
- [133] T. Kelly and D. Reeves. Optimal web cache sizing: Scalable methods for exact solutions. *Computer Communications*, 24:163–173, 07 2000.
- [134] W. F. King III. Analysis of demand paging algorithms. In *IFIP Congress*. North-Holland Publishing Company, 1971.
- [135] M. R. Korupolu, C. G. Plaxton, and R. Rajaraman. Placement algorithms for hierarchical cooperative caching. *Journal of Algorithms*, 38(1):260–302, 2001.
- [136] S. A. Krashakov, A. B. Teslyuk, and L. N. Shchur. On the universality of rank distributions of website popularity. *Computer Networks*, 50(11):1769–1780, 2006.

- [137] P. Krishnan, D. Raz, and Y. Shavitt. The cache location problem. *IEEE/ACM Transactions on Networking*, 8:568–582, 2000.
- [138] J. Krolkowski, A. Giovanidis, and M. D. Renzo. A decomposition framework for optimal edge-cache leasing. *IEEE JSAC*, 6(36):1345 – 1359, 2018.
- [139] N. Laoutaris, G. Smaragdakis, K. Oikonomou, I. Stavrakakis, and A. Bestavros. Distributed placement of service facilities in large-scale networks. In *Proc. of IEEE INFOCOM*. IEEE, 2007.
- [140] N. Laoutaris, V. Zissimopoulos, and I. Stavrakakis. On the optimization of storage capacity allocation for content distribution. *Computer Networks*, 47:409–428, 2005.
- [141] M. Leconte, G. S. Paschos, L. Gkatzikis, M. Draief, S. Vassilaras, and S. Chouvardas. Placing dynamic content in caches with small population. In *IEEE INFOCOM*, 2016.
- [142] M.-K. Lee, P. Michaud, J. S. Sim, and D. Nyang. A simple proof of optimality for the min cache replacement policy. In *HAL Id: hal-01199424*, 2015.
- [143] A. Leff, J. Wolf, and P. Yu. Replication algorithms in a remote caching architecture. *IEEE Trans. on Parallel and Distributed Systems*, 4(11):1185–1204, 1993.
- [144] M. Lelarge, L. Massoulié, and J. Xu. Reconstruction in the labeled stochastic block model. In *IEEE Information Theory Workshop (ITW)*, pages 1–5, Sep 2013.
- [145] E. Leonardi and G. Neglia. Implicit coordination of caches in small cell networks under unknown popularity profiles. *IEEE JSAC*, 2018.
- [146] R. Levi, D. Shmoys, and C. Swamy. Lp-based approximation algorithms for capacitated facility location. *Math. Program.*, 131:365–379, 2012.
- [147] B. Li, M. Golin, G. Italiano, X. Deng, and K. Sohraby. On the optimal placement of web proxies in the internet. In *IEEE INFOCOM*, pages 1282–1290, 1999.
- [148] J. Li, S. Shakkottai, J. C. Lui, and V. Subramanian. Accurate learning or fast mixing? dynamic adaptability of caching algorithms. *IEEE Journal on Selected Areas in Communications*, 2018.
- [149] K. Li, H. Shen, F. Y. L. Chin, and S. Q. Zheng. Optimal methods for coordinated enroute web caching for tree networks. *ACM Transactions on Internet Technology*, 5(3), 2005.
- [150] S. Li. A 1.488 approximation algorithm for the uncapacitated facility location problem. *Information and Computation*, 31:45–58, 2013.
- [151] S. Li, M. A. Maddah-Ali, Q. Yu, and A. S. Avestimehr. A fundamental tradeoff between computation and communication in distributed computing. *IEEE Transactions on Information Theory*, 64(1):109–128, Jan 2018.
- [152] S. Li and O. Svensson. Approximating k-median via pseudo-approximation. In *Proc. of ACM SODA*. ACM, 2013.
- [153] S. Li, J. Xu, M. Schaar, and W. Li. Trend-aware video caching through online learning. *IEEE Trans. Multimedia*, pages 2503–2516, 2016.

- [154] W. Li, E. Chan, G. Feng, D. Chen, and S. Lu. Analysis and performance study for coordinated hierarchical cache placement strategies. *Computer Communications*, 33(15), 2010.
- [155] K. Lim, J. Chang, T. Mudge, P. Ranganathan, S. Reinhardt, and T. Wenis. Disaggregated memory for expansion and sharing in blade servers. In *Proc. of ISCA*, 2009.
- [156] A. Liu and V. K. N. Lau. Asymptotic scaling laws of wireless ad hoc network with physical layer caching. *IEEE Transactions on Wireless Communications*, 15(3):1657–1664, March 2016.
- [157] T. Lykouris and S. Vassilvitskii. Competitive caching with machine learning advice. In *ICML*, 2018.
- [158] M. Maddah-Ali and U. Niesen. Fundamental limits of caching. *IEEE Transactions on Information Theory*, 60(5):2856–2867, May 2014.
- [159] L. Maggi, L. Gkatzikis, G. Paschos, and J. Leguay. Adapting caching to audience retention rate. *Computer Communications*, 116:159–171, 2018.
- [160] A. Mahanti, C. Williamson, and D. Eager. Traffic analysis of a web proxy caching hierarchy. *IEEE Network*, 14(3):16–23, May 2000.
- [161] C. D. Manning, C. D. Manning, and H. Schütze. *Foundations of statistical natural language processing*. MIT press, 1999.
- [162] M. S. Maskin. *Network and Discrete Location: Models, Algorithms, and Applications*. John Wiley and Sons, Inc., 1990.
- [163] R. L. Mattson, J. Gecsei, D. R. Slutz, and I. L. Traiger. Evaluation techniques for storage hierarchies. In *IBM Systems Journal*, 1970.
- [164] N. Megiddo and D. S. Modha. Arc: A self-tuning, low overhead replacement cache. In *FAST*, volume 3, pages 115–130, 2003.
- [165] M. Meiss, F. Menczer, S. Fortunato, A. Flammini, and A. Vespignani. Ranking web sites with real user traffic. In *Proc. First ACM International Conference on Web Search and Data Mining (WSDM)*, pages 65–75, 2008.
- [166] P. Mirchandani and R. Francis. *Discrete Location Theory*. John Wiley and Sons, Inc., 1990.
- [167] M. Mitzenmacher. A brief history of generative models for power law and lognormal distributions. *Internet Mathematics*, 1(2):226–251, 2004.
- [168] J. Mo and J. Walrand. Fair End-to-end Window-based Congestion Control. 8(5):556–567, Oct. 2000.
- [169] J. Nair, A. Wierman, and B. Zwart. The fundamentals of heavy-tails: properties, emergence, and identification. In *ACM SIGMETRICS Performance Evaluation Review*, volume 41, pages 387–388. ACM, 2013.
- [170] K. Naveen, L. Massoulie, E. Baccelli, A. Viana, and D. Towsley. On the interaction between content caching and request assignment in cellular cache networks. In *Proc. of the 5th Workshop on All Things Cellular (ATC)*. ACM, 2015.

- [171] G. Nemhauser and L. Wolsey. *Integer and Combinatorial Optimization*. Wiley Publishing, 1988.
- [172] G. Nemhauser, L. Wolsey, and M. Fisher. An analysis of approximations for maximizing submodular set functions. *Mathematical Programming*, 14(1):265–294, 1978.
- [173] M. E. J. Newman. Power laws, pareto distributions and Zipf’s law. *Contemporary Physics*, 46:323–351, Sept./Oct. 2005.
- [174] U. Niesen, D. Shah, and G. Wornell. Caching in wireless networks. In *Proceedings IEEE International Symposium on Information Theory*, pages 2111–2115, Seoul, Korea, June 2009.
- [175] E. Nygren, R. K. Sitaraman, and J. Sun. The akamai network: A platform for high-performance internet applications. *SIGOPS Oper. Syst. Rev.*, 44(3):2–19, Aug. 2010.
- [176] F. Olmos and B. Kauffmann. An inverse problem approach for content popularity estimation. *arXiv:1510.07480*, 2015.
- [177] F. Olmos, B. Kauffmann, A. Simonian, and Y. Carlinet. Catalog dynamics: Impact of content publishing and perishing on the performance of a LRU cache. In *Teletraffic Congress (ITC), 2014 26th International*, pages 1–9, Sept 2014.
- [178] E. J. O’neil, P. E. O’Neil, and G. Weikum. An optimality proof of the lru-k page replacement algorithm. *Journal of the ACM (JACM)*, 46(1):92–112, 1999.
- [179] V. Pacifici, S. Josilo, and G. Dan. Distributed algorithms for content caching in mobile backhaul networks. In *in Proc. of Intern. Teletraffic Congress (ITC)*, 2016.
- [180] V. N. Padmanabhan and L. Qiu. The content and access dynamics of a busy web site: Findings and implications. *ACM SIGCOMM Computer Communication Review*, 30(4):111–123, 2000.
- [181] S. Pappas. How big is the internet, really? *Live Science*, 2016.
- [182] G. Paschos, A. Destounis, L. Vignieri, and G. Iosifidis. Learning to cache with no regret. In *IEEE INFOCOM*, 2019.
- [183] G. Paschos, G. Iosifidis, M. Tao, D. Towsley, and G. Caire. The role of caching in future communication systems and networks. *IEEE J.Sel. A. Commun. (editorial)*, 36(6):1111–1125, 2018.
- [184] G. S. Paschos, E. Bastug, I. Land, G. Caire, and M. Debbah. Wireless caching: Technical misconceptions and business barriers. *CoRR*, abs/1602.00173, 2016.
- [185] G. S. Paschos, S. Gitzenis, and L. Tassiulas. The effect of caching in sustainability of large wireless networks. In *Proceedings of the 10th International Symposium on Modeling and Optimization in Mobile, Ad Hoc and Wireless Networks (WiOpt 2012)*,, pages 355 –360, may 2012.
- [186] S. Piantadosi. Zipf’s word frequency law in natural language: a critical review and future directions. *Psychon Bull Rev.*, 2014.
- [187] K. Poularakis, G. Iosifidis, A. Argyriou, and L. Tassiulas. Video delivery over heterogeneous cellular networks: Optimizing cost and performance. In *Proc. of IEEE INFOCOM*, pages 1078–1086. IEEE, 2014.

- [188] K. Poularakis, G. Iosifidis, I. Pefkianakis, L. Tassiulas, and M. May. Mobile data offloading through caching in residential 802.11 wireless networks. *IEEE Trans. on Network and Service Management*, 13(11):71–84, 2016.
- [189] K. Poularakis, G. Iosifidis, V. Sourlas, and L. Tassiulas. Exploiting caching and multicast for 5g wireless networks. *IEEE Trans. on Wireless Communications*, 15(4), 2016.
- [190] K. Poularakis, G. Iosifidis, and L. Tassiulas. Approximation algorithms for mobile data caching in small cell networks. *IEEE Transactions on Communications*, 62(10):3665–3677, 2014.
- [191] K. Poularakis and L. Tassiulas. Optimal cooperative content placement algorithms in hierarchical cache topologies. In *Proc. of CISS*, 2012.
- [192] K. Poularakis and L. Tassiulas. On the complexity of optimal content placement in hierarchical caching networks. *IEEE Transactions on Communications*, 64(5):2092–2103, 2016.
- [193] L. Qiu, V. N. Padmanabhan, and G. M. Voelker. On the placement of web server replicas. In *IEEE INFOCOM*, pages 1587–1596. IEEE, 2001.
- [194] R. Rahmaniani, T. C. Crainic, M. Gendreaua, and W. Rei. The benders decomposition algorithm: A literature review. *European Journal of Oper. Res.*, 259, 2017.
- [195] C. R. Rao. Information and the accuracy attainable in the estimation of statistical parameters. In *Breakthroughs in statistics*, pages 235–247. Springer, 1992.
- [196] A. Rappaport and D. Raz. Update aware replica placement. In *Proc. of IEEE CNSM*. IEEE, 2013.
- [197] C. Roadknight, I. Marshall, and D. Vearer. File popularity characterisation. *ACM Sigmetrics Performance Evaluation Review*, 27(4):45–50, 2000.
- [198] J. Roberts and N. Sbihi. Exploring the memory-bandwidth tradeoff in an information-centric network. In *ITC*, 2013.
- [199] G. Rodolakis, S. Siachalou, and L. Georgiadis. Replicated server placement with qos constraints. *IEEE Trans. Parallel Distrib. Syst.*, 17(10):1151–1162, 2017.
- [200] P. Rodriguez, C. Spanner, and E. W. Biersack. Analysis of web caching architectures hierarchical and distributed caching. *IEEE/ACM Transactions on Networking*, 9(4), 2001.
- [201] B. V. Roy. A short proof of optimality for the min cache replacement algorithm. In *Stanford report*, 2010.
- [202] A. Sadeghi, F. Sheikholeslami, and G. B. Giannakis. Optimal and scalable caching for 5G using reinforcement learning of space-time popularities. *IEEE J. of S. Top. in Signal Proc.*, pages 180–190, 2018.
- [203] J. Sahoo, M. A. Salahuddin, R. Glitho, H. Elbiaze, and W. Ajib. A survey on replica server placement algorithms for content delivery networks. *IEEE Communications Surveys And Tutorials*, 19(2):1002–1026, 2017.

- [204] G. Sascha et al. Regret minimization for online buffering problems using the weighted majority algorithm. In *COLT*, 2010.
- [205] S. Scellato, C. Mascolo, M. Musolesi, and J. Crowcroft. Track globally, deliver locally: Improving content delivery networks by tracking geographic social cascades. In *Proceedings of the 20th International Conference on World Wide Web, WWW '11*, pages 457–466, New York, NY, USA, 2011. ACM.
- [206] M. W. Schmidt et al. Optimizing costly functions with simple constraints: A limited-memory projected quasi-newton algorithm. In *Proceedings of Machine Learning Research*, pages 456–463, 2009.
- [207] S. Shalev-Shwartz. *Online Learning and Online Convex Optimization*. Now Publishers Inc., 2012.
- [208] R. R. Shanyu Zhao, Daniel Stutzbach. Characterizing files in the modern gnutella network: a measurement study. *Proc.SPIE*, 6071, 2006.
- [209] D. B. Shmoys, C. Swamy, and R. Levi. Facility location with service installation costs. In *Proc. of ACM-SIAM SODA*. ACM, 2004.
- [210] D. B. Shmoys, E. Tardos, and K. Aardal. Approximation algorithms for facility location problems. In *Proc. of ACM STOC*. ACM, 1997.
- [211] A. Singla, B. Chandrasekaran, P. Godfrey, and B. Maggs. The internet at the speed of light. In *Proceedings of the 13th ACM Workshop on Hot Topics in Networks*, page 1. ACM, 2014.
- [212] D. D. Sleator and R. E. Tarjan. Amortized efficiency of list update and paging rules. *Commun. ACM*, 28(2):202–208, Feb. 1985.
- [213] S. O. Somuyiwa, A. Gyorgy, and D. Gunduz. A reinforcement-learning approach to proactive caching in wireless networks. Technical report, arXiv:1712.07084v1, 2017.
- [214] V. Surlas, P. Flegkas, G. S. Paschos, D. Katsaros, and L. Tassiulas. Storage planning and replica assignment in content-centric publish/subscribe networks. *Comput. Netw.*, 55(18):4021–4032, 2011.
- [215] D. Starobinski and D. Tse. Probabilistic methods for web caching. *Perform. Eval.*, 46(2-3):125–137, Oct. 2001.
- [216] H. Su et al. Efficient euclidean projections onto the intersection of norm balls. In *Proc. of ICML*, 2012.
- [217] C. Swamy and Kumar. Primal-dual algorithms for connected facility location problems. *Algorithmica*, 40(4):182–196, 2004.
- [218] J. Tadrous, A. Eryilmaz, and H. El-Gamal. Proactive content download and user demand shaping for data networks. *IEEE/ACM Trans. Netw.*, 23(6):1917–1930, 2014.
- [219] A. S. Tanenbaum. *Modern operating system*. Pearson Education, Inc, 2009.

- [220] M. Tortelli, D. Rossi, and E. Leonardi. Modelgraft: Accurate, scalable, and flexible performance evaluation of general cache networks. In *International Teletraffic Congress*, volume 01, pages 304–312, Sept 2016.
- [221] T. X. Tran, A. Hajisami, and D. Pompili. Cooperative hierarchical caching in 5g cloud radio access networks. *IEEE Network*, 31(4):35–41, 2017.
- [222] S. Traverso et al. Temporal locality in today’s content caching: Why it matters and how to model it. *ACM SIGCOMM*, 2013.
- [223] A. Tuholukova et al. Optimal cache allocation for femto helpers with joint transmission capabilities. In *IEEE ICC*, 2017.
- [224] G. Urdaneta, G. Pierre, and M. Van Steen. Wikipedia workload analysis for decentralized hosting. *Computer Networks*, 53(11):1830–1845, 2009.
- [225] V. Valls and D. J. Leith. A convex optimization approach to discrete optimal control. *IEEE Trans. on Automatic Control*, (to appear), 2018.
- [226] W. Vogler. Another short proof of optimality for the min cache replacement algorithm. 106(5):219–220, 2008.
- [227] U. Von Luxburg. A tutorial on spectral clustering. *Statistics and computing*, 17(4):395–416, 2007.
- [228] L. Wang, S. Bayhan, and J. Kangasharju. Optimal chunking and partial caching in information-centric networks. *Computer Communications*, 61:48–57, 2015.
- [229] M. Wang. Vanishing price of anarchy in large coordinate nonconvex optimization. *SIAM Journal on Optimization*, 2017.
- [230] M. Wang, C. W. Tan, W. Xu, and A. Tang. Cost of not splitting in routing: Characterization and estimation. *IEEE/ACM Trans. on Networking*, 19(6):836–850, 2011.
- [231] W. Wang and C. Lu. Projection onto the capped simplex. *arXiv preprint arXiv:1503.01002*, 2015.
- [232] A. Wierzbicki, N. Leibowitz, M. Ripeanu, and R. Woźniak. Cache replacement policies for p2p file sharing protocols. *Transactions on Emerging Telecommunications Technologies*, 15(6):559–569, 2004.
- [233] S. Woo, E. Jeong, S. Park, J. Lee, S. Ihm, and K. Park. Comparison of caching strategies in modern cellular backhaul networks. In *Proc. of ACM MobiSys*. ACM, 2013.
- [234] H. Xie, G. Shi, and P. Wang. Tecc: Towards collaborative in-network caching guided by traffic engineering. In *Proc. of IEEE INFOCOM*. IEEE, 2012.
- [235] T. Yamakami. A Zipf-like distribution of popularity and hits in the mobile web pages with short life time. In *Proceedings of Parallel and Distributed Computing, Applications and Technologies, PDCAT '06*, pages 240–243, Taipei, ROC, Dec. 2006.

- [236] N. E. Young. The k-server dual and loose competitiveness for paging. *CoRR*, cs.DS/0205044, 2002.
- [237] N. E. Young. On-line file caching. *Algorithmica*, 33(3):371–383, 2002.
- [238] H. Yu, D. Zheng, B. Y. Zhao, and W. Zheng. Understanding user behavior in large-scale video-on-demand systems. 40(4):333–344, 2006.
- [239] J. Zhang, B. Chen, and Y. Ye. A multiexchange local search algorithm for the capacitated facility location problem. *Math. of Oper. Res.*, 2(30), 2005.
- [240] T. Zhao, I.-H. Hou, S. Wang, and K. S. Chan. Red/led: An asymptotically optimal and scalable online algorithm for service caching at the edge. *IEEE Journal on Selected Areas in Communications*, 36(8):1857–1870, 2018.
- [241] M. Zink, K. Suh, Y. Gu, and J. Kurose. Watch global, cache local: Youtube network traffic at a campus network: measurements and implications. In *SPIE*, 2008.
- [242] M. Zinkevich. Online convex programming and generalized infinitesimal gradient ascent. In *ICML*, 2003.
- [243] M. G. Zotano, J. G. Sanz, and J. Pavón. Analysis of web objects distribution. In *Distributed Computing and Artificial Intelligence, 12th International Conference*, pages 105–112. Springer, 2015.