

# Job Prediction: From Deep Neural Network Models to Applications

Tin Van Huynh<sup>1,2,\*</sup>, Kiet Van Nguyen<sup>1,2,†</sup>, Ngan Luu-Thuy Nguyen<sup>1,2,†</sup>, and Anh Gia-Tuan Nguyen<sup>1,2,†</sup>

<sup>1</sup>University of Information Technology, Ho Chi Minh City, Vietnam

<sup>2</sup>Vietnam National University, Ho Chi Minh City, Vietnam

Email: \*16521827@gm.uit.edu.vn, †{kietnv, ngannt, anhngt}@uit.edu.vn

**Abstract**—Determining the job is suitable for a student or a person looking for work based on their job descriptions such as knowledge and skills that are difficult, as well as how employers must find ways to choose the candidates that match the job they require. In this paper, we focus on studying the job prediction using different deep neural network models including TextCNN, Bi-GRU-LSTM-CNN, and Bi-GRU-CNN with various pre-trained word embeddings on the IT job dataset. In addition, we proposed a simple and effective ensemble model combining different deep neural network models. Our experimental results illustrated that our proposed ensemble model achieved the highest result with an F1-score of 72.71%. Moreover, we analyze these experimental results to have insights about this problem to find better solutions in the future.

**Index Terms**—Job Prediction, TextCNN, Bi-GRU-LSTM-CNN, Bi-GRU-CNN, Deep Neural Network

## I. INTRODUCTION

In recent years, the strong development of Information Technology (IT) has led to a variety of job positions as well as the requirements of each type of IT job. With the diversity, students or job seekers find the job suitable for their knowledge and skills accumulated at the school or in the process of working are challenging. Also, the recruitment company must filter the profiles of the candidates manually to choose the people suitable for the position they are recruiting, causing a lot of time while the number of applications could be increased to hundreds or thousands. Therefore, we would like to study the task of IT job prediction to help them effectively address the aforementioned issues.

Job prediction is a classification task using several techniques in machine learning and natural language processing trying to predict a job based on job descriptions including job requirements, knowledge, skills, interests, etc. In this paper, we focus on studying on job descriptions collected specifically from the online finding-job sites. In particular, we are interested in IT job descriptions. The task is presented as follows.

- **Input:** Given an IT job description collected from the online finding-job sites.
- **Output:** A predicted job title for this description.

Several examples are shown in Table I.

As in this paper, our four key contributions are summarized as follows.

TABLE I  
SEVERAL EXAMPLES FOR INPUT AND OUTPUT OF IT JOB PREDICTION

Input	Ouput
This is where you come in. We need your help to generate data-driven solutions to our business problems. We need someone who understands mathematical analysis and knows how to use technology to implement it. You're someone who's always itching to solve the problem. You're never satisfied with a feathery answer. You want the facts. You always back up your position with data.	Data scientist
You will get an opportunity to work with a very talented team to modernize our platform and/or possibly work directly with clients on our services engagements. Requirements: Bachelor degree in Computer Science or equivalent development experience 3+ years of experience with Java/J2EE. Experienced in SQL + Hibernate. Good working knowledge of HTML5, JavaScript, CSS3, XML, Web services, Struts. Experience with Angular 2 or 4 preferred Experience with application servers like Tomcat and WebLogic preferred Good software design understanding Ability to work in team in diverse/ multiple stakeholder environment This position has the potential to interact with clients and stakeholders, therefore must have excellent communication and interpersonal skills Great attention to detail.	Full Stack Developer

- Firstly, we conducted various experiments on the IT job dataset. In particular, we compared different experimental results on deep learning models such as TextCNN, Bi-GRU-LSTM-CNN, Bi-GRU-CNN with various pre-trained word embeddings. The Bi-GRU-CNN model achieved the highest results among the three methods.
- Secondly, we proposed a simple and effective ensemble model combining different deep neural networks for this classification problem. The performance of this model is higher than single models.
- Thirdly, we conducted a detailed analysis of the experimental results. In addition, we propose directions for future work based on unresolved challenges.
- Lastly, we build an application that supports users to enter skills, knowledge and interest, and the results returned by this application is a suitable job suggestion. It is really helpful for anyone who want to find a job.

The structure of the paper is organized as follows. Related

documents and studies are presented in Section II. The IT job dataset is described in Section III. Section IV describes the methods we implement. The experimental results and analysis are presented in Section V. We also introduce the job-prediction application shown in Section VI. Conclusion and future work are deduced in Section VII.

## II. RELATED WORK

TextCNN demonstrates its effectiveness in machine learning in general and in natural language processing in particular. Firstly, we want to mention the CNN model for text classification problem [1] that has been conducted experiments and evaluated on a variety of datasets such as MR [2], SST-1, SST-2 [3], Subj [4], TREC [5], CR [6], MPQA [7], VLSP-2018 [9] and UIT-VSMEC [8] and obtained quite good performances, or this use in for Hate Speech Detection [10], [11] gives good results. This model also proves effective with problems similar to image classification [12]. Besides, in order to increase the model’s predictive results, words are represented in a vector space to express well the semantic relationship between words together using pre-trained word embeddings [13] such as Glove [26] and FastText [25].

In addition, we also would like to study combination models. The classification method in which a combination of different models is an important technique for text classification. Because this method of classification shows a good optimization of the predicted results, better results other than simple models. For instance, there are several studies such as the Bi-RNN model [14], the Bidirectional-LSTM model [15]–[17], the Bidirectional-GRU model [18], the Bi-LSTM-CRF model [19], and the Bi-LSTM-CNN model [20].

A machine learning model with a classification task that can have multiple outputs is challenging. There are the classifier ensemble methods combining multiple outputs of multiple models to increase the performance of the prediction. There are many basic [22], [29] to advanced ensemble methods [30], [31]. However, in this paper, we use the majority voting method. This method is quite simple and recently proved effective in text classification problems [21]–[23].

## III. DATASET

In this paper, we use the dataset for IT job prediction proposed by Papachristou [28]. This dataset consists of 10,000 distinct job descriptions collected from the online finding-job sites, annotated with 25 different types of IT-related job. Those categories are mostly related to roles that we typically find in the data-driven economy of today. Table II presents the distribution of IT job labels in the Papachristou’s dataset. The rate of each label is from 3.20% to 5.11%. The dataset is quite balanced. However, there is a lot of overlapping information between the descriptions of these jobs. This is also a challenging dataset for us to find the best model.

TABLE II  
STATISTICS OF PAPACHRISTOU’S DATASET

No.	IT Job Title	#Samples	Percentage (%)
1	Data Scientist	400	4.00
2	Data Analyst	397	3.97
3	Data Architect	399	3.99
4	Data Engineer	385	3.85
5	Statistics	390	3.90
6	Database Administrator	400	4.00
7	Business Analyst	396	3.96
8	Data and Analytics Manager	399	3.99
9	Machine Learning	392	3.92
10	Artificial Intelligence	382	3.82
11	Deep Learning	381	3.81
12	Business Intelligence Analyst	372	3.72
13	Data Visualization Expert	377	3.77
14	Data Quality Manager	394	3.94
15	Big Data Engineer	320	3.2
16	Data Warehousing	385	3.85
17	Technology Integration	399	3.99
18	IT Consultant	398	3.98
19	IT Systems Administrator	399	3.99
20	Cloud Architect	540	5.4
21	Technical Operations	394	3.94
22	Cloud Services Developer	395	3.95
23	Full Stack Developer	400	4.00
24	Information Security Analyst	395	3.95
25	Network Architect	511	5.11
Total		10,000	100

## IV. METHODOLOGY

In this study, we implemented four deep neural network models for the IT job classification, a single model TextCNN, two combination models (Bi-GRU-CNN and Bi-GRU-LSTM-CNN), and our proposed ensemble model. In addition, we implement two pre-trained word embeddings into these models.

### A. TextCNN

Firstly, we motivated from TextCNN which is proposed by [1] to classify job descriptions. TextCNN is a deep learning algorithm that achieves the best results in many studies of Natural Language Processing which includes both emotion recognition, sentiment analysis, and question classification.

The TextCNN model consists of three primary parts such as convolution layer, pooling layer, and Fully Connected layer. In Convolution layer - the Kernel, we used 3 types of filters of different sizes with a total 512 filters to extract the high-level features and obtain convolved feature maps. These then go through the Pooling layer which is responsible for reducing the spatial size of the convolved feature and decreasing the computational power required to process the data through dimensionality reduction. The convolutional layer and the Pooling Layer together form the  $i^{th}$  layer of a Convolutional Neural Network. Moving on, the final output will be flattened and fed to a regular neural network in the Fully Connected Layer for classification purposes using the softmax classification technique.

### B. Bi-GRU-CNN model

Also, we are inspired by the Bi-GRU-CNN model, which is used in the salary prediction problem [24], 2019 used to

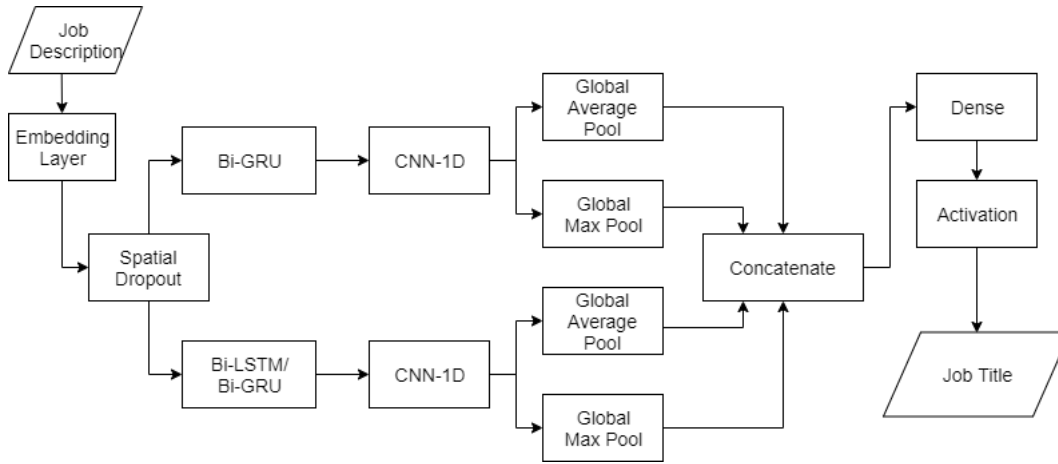


Fig. 1. The Bi-GRU-CNN or Bi-GRU-LSTM-CNN architecture for the job classification

predict wages, based on job descriptions such as job content, job requirements, working time, job position, and type of job. The architecture of this Bi-GRU-CNN model is presented in Figure 1. The main components of the model are presented below.

- **Word representation layer:** The input is a matrix with 1,200x300 dimensions. In particular, each job description has only 1,200 words and each word is represented by a 300-dimensional word embedding. The pre-training word-level vector already is a kind of word representation for deep neural network models since Glove [26]. In our experiments, we choose FastText [25] as our pre-training model.
- **CNN-1D layer:** In this architecture, we use a 1D spatial drop out with the dropout rate of 0.2. It can avoid over-fitting and to get better generalizations for these models.
- **Bidirectional GRU:** As in Figure 1, we build two Bidirectional GRU in parallel, and each Gated Recurrent Units (GRU) is without output gate. [27] proposed by Cho et al. in 2014. Also, GRUs have two other gates such as an update gate and a reset gate. In particular, an update gate is responsible for combining new input with the previous one and the update gate is responsible for how much the previous memory is required to be saved.

### C. Bi-GRU-LSTM-CNN model

In addition, We use the Bi-GRU-LSTM-CNN model again in this classification problem. This model proposed by Huynh et al. [11] to solve the Hate-speech detection problem in the VLSP Share Task 2019, achieving the fifth rank on the scoreboard on the public test [32]. Figure 1 presents our proposed network structure. The basic architecture in this model is CNN-1D. In addition, we also studied two other deep neural models, Long Short-Term Memory (LSTM) and Gated Recurrent Unit (GRU). Basically, the Bi-GRU-LSTM-CNN model has the same structure as the Bi-GRU-CNN model, instead of two Bi-GRU in parallel, this model uses a combination of Bi-GRU and Bi-LSTM in parallel. Therefore,

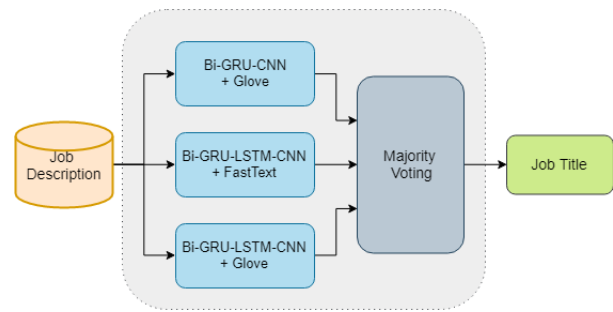


Fig. 2. Our proposed ensemble for the job prediction

we only explain the Bi-LSTM component instead of the whole model as follows.

- **Bidirectional LSTM:** The model uses two parallel blocks of Bidirectional Long Short Term Memory (Bi-LSTM) where the term Bidirectional is that the input sequence is given to the LSTM in two different ways. LSTM is a variation of a recurrent neural network that has an input gate, an output gate, a forget gate and a cell. In our experiment, we used two parallel bidirectional LSTM blocks having 112 units for each. We used sigmoid and tanh for recurrent activations and hidden units respectively

### D. A Simple Ensemble Model using Majority Voting

In this paper, we use the Majority Voting method to increase the predictive efficiency of the classification model. The structure of the model is shown in Figure 2. In this technique, the output of  $n$  different models will be used. The final classification result for the problem is the combination of the above outputs by voting. vote for each predicted point. The output tag will be the one that gets the most votes.

In the paper, we use three different  $m$  job classification models and are the three models with the greatest accuracy of the models we tested, we predict the  $y$  label for each job description through majority (plurality) voting of each  $C_i$  classification model.

$$\hat{y} = \text{mode} \{ C_1(x), C_2(x), \dots, C_m(x) \}$$

For example, we have a sample result as follows:

- Model 1 -> Label 1
- Model 2 -> Label 0
- Model 3 -> Label 1

$$\hat{y} = \text{mode} \{ 1, 0, 1 \} = 1$$

Through majority voting, we will classify the sample into class 0. In the case of unable to find the result of the label after voting because maybe each model for each label is different, we will choose the last label as the label of the model. Figure 2 gives the best classification results among the three models.

## V. EXPERIMENTS

### A. Pre-processing

In this study, we implement several simple and effective techniques to pre-process data for the model's input as follows.

- Converting the job descriptions into the lowercase strings.
- Deleting special characters such as #, , & \*, \$, etc.
- Segmenting job descriptions into a set of words
- Removing the stop word in the descriptions
- Representing words into vectors with pre-trained word embedding sets.

### B. Experimental Settings

In this study, we split randomly the dataset into three different sets including 10% for the testing set, 90% for training set. In the training set, we get 20% for the validation set. To evaluate our models, we use four measures of measurement such as accuracy, precision, recall, and F1-score.

### C. Experimental Results

We conducted a series of experiments and our experimental results are shown in Table III. In particular, we have noticed that the Bi-GRU-CNN with the word embedding Glove has proven its robustness and outperform other models (Bi-GRU-LSTM-CNN and the TextCNN model). In particular, the result of this model achieves an accuracy of 72.40%, along with this model also gives impressive results in other measurements such as 72.38% for F1-score, 72.46% for precision and 72.30% for recall. The Bi-GRU architecture combine with CNN has been more effective than the Bi-GRU-LSTM architecture when combined with the CNN model.

Although not the best model in the test set, the Bi-GRU-LSTM-CNN model combined with the pre-trained word embeddings such as Glove and FastText also produced quite high results, and was much higher the results from Papachristou's experiments, his highest result for accuracy is 66.00% with TextCNN model [28], compared to the model Bi-GRU-LSTM-CNN with the word embedding FastText for an accuracy of 71.20% and the model Bi-GRU-LSTM-CNN with the word embedding Glove giving an accuracy of 70.30%.

Finally, we conduct experiments on our proposed ensemble model. We found that the ensemble method achieve the best results and was much higher than other models, namely 72.70% for accuracy, 72.71% for F1-score, 72.83% for precision and 72.59% for recall. It can be seen that the ensemble method has stable results in all metrics.

### D. Result Analysis

When we observed the results of the classification results on each label, the highest results were Bi-GRU-CNN + Glove and the ensemble model presented in Table IV. In the Bi-GRU-CNN + Glove model, the class "IT Consultant" achieved the largest accuracy of 91.43% and the class "Data Architect" accounted for the lowest accuracy of 44.19%. As for the ensemble model, the label with the most accurate classification is "Deep Learning" with 94.44% and the label "Data Architect" with the lowest accuracy is 43.18%.

We also tried to analyze the predictability of the model according to the length of the descriptions. The results are shown in Figure 3. We found that if the description length is longer, the predictability of the model is lower. We selected our four highest models to observe, it can be seen that all models give better F1-score when job descriptions are less than 500 words, when the job description is above 500 words, the F1-score becomes smaller, indicating that the length of the input description affects the predictive results.

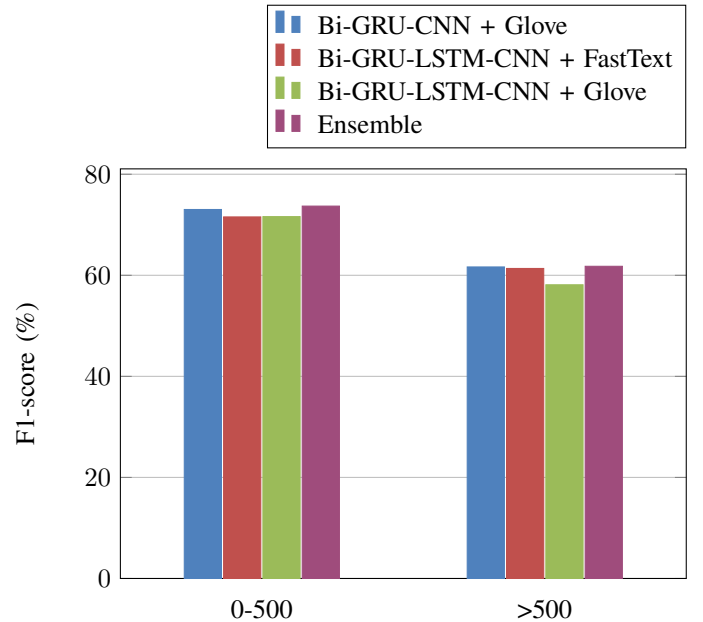


Fig. 3. Experimental results from with different question length

## VI. APPLICATION

From our research results, we could implement our highest-performing model to build a few applications such as job prediction applications based on descriptions of user knowledge and skills and the CV filtering application of candidates suitable for job postings. In this paper, we built a simple application as an example for this. In particular, we created a job prediction application which help IT students find a job suitable for their knowledge, skill, interests, etc. Figure 4 shows our proposed application.

TABLE III  
EXPERIMENTAL RESULTS OF DIFFERENT MODELS

Models	Accuracy	Precision	Recall	F1-score
FNN [28]	62.50	-	-	-
Sequential [28]	65.65	-	-	-
Sequential + Embedding [28]	34.25	-	-	-
TextCNN [28]	66.00	-	-	-
TextCNN + FastText (300)	69.00	69.57	68.86	69.21
TextCNN + Glove (300)	65.30	65.42	65.61	65.42
Bi-GRU-CNN + FastText (300)	70.20	70.69	69.94	70.31
Bi-GRU-CNN + Glove (300)	<b>72.40</b>	<b>72.46</b>	<b>72.30</b>	<b>72.38</b>
Bi-GRU-LSTM-CNN + FastText (300)	71.20	71.89	71.07	71.48
Bi-GRU-LSTM-CNN + Glove (300)	70.30	70.91	70.52	70.71
Ensemble	<b>72.70</b>	<b>72.83</b>	<b>72.59</b>	<b>72.71</b>

TABLE IV  
EXPERIMENTAL RESULTS ON EACH LABEL OF THE BI-GRU-CNN + GLOVE MODEL AND ENSEMBLE MODEL

No.	Job Title	Bi-GRU-CNN+Glove			Our Proposed Ensemble Model		
		Precision	Recall	F1-Score	Precision	Recall	F1-Score
1	Artificial Intelligence	74.42	86.49	80.00	71.11	86.49	78.05
2	Big Data Engineer	53.33	22.22	31.37	50.00	27.78	35.71
3	Business Analyst	64.15	82.93	72.34	67.39	75.61	71.26
4	Business Intelligence Analys	74.29	68.42	71.23	79.41	71.05	75.00
5	Cloud Architect	71.69	76.00	73.79	67.86	76.00	71.69
6	Cloud Services Developer	78.85	74.55	76.64	77.19	80.00	78.57
7	Data Analyst	51.22	51.22	51.22	50.00	51.22	50.60
8	Data and Analytics Manager	48.65	62.07	54.55	58.62	58.62	58.62
9	Data Architect	44.19	55.88	49.35	43.18	55.88	48.72
10	Data Engineer	78.38	85.29	81.69	77.78	82.35	80.00
11	Data Quality Manager	81.25	63.41	71.23	80.00	68.29	73.68
12	Data Scientist	75.56	64.15	69.39	72.09	58.49	64.58
13	Data Visualization Expert	75.68	73.68	74.67	74.36	76.32	75.32
14	Data Warehousing	63.82	66.67	65.22	58.82	66.67	62.50
15	Database Administrator	76.92	83.33	80.00	82.86	80.56	81.69
16	Deep Learning	90.24	80.43	85.06	<b>94.44</b>	73.91	82.93
17	Full Stack Developer	87.50	85.37	86.42	90.24	90.24	90.24
18	Information Security Analyst	78.26	78.26	78.26	82.22	80.43	81.32
19	IT Consultant	<b>91.43</b>	<b>91.43</b>	<b>91.43</b>	86.84	<b>94.29</b>	<b>90.41</b>
20	IT Systems Administrato	78.38	85.29	81.69	75.68	82.35	78.87
21	Machine Learning	62.00	79.49	69.66	63.04	74.36	68.24
22	Network Architect	75.00	82.50	78.57	79.07	85.00	81.93
23	Statistics	73.68	77.78	75.68	74.36	80.56	77.33
24	Technical Operations	75.00	65.63	70.00	78.57	68.75	73.33
25	Technology Integration	87.50	65.12	74.67	85.71	69.77	76.92

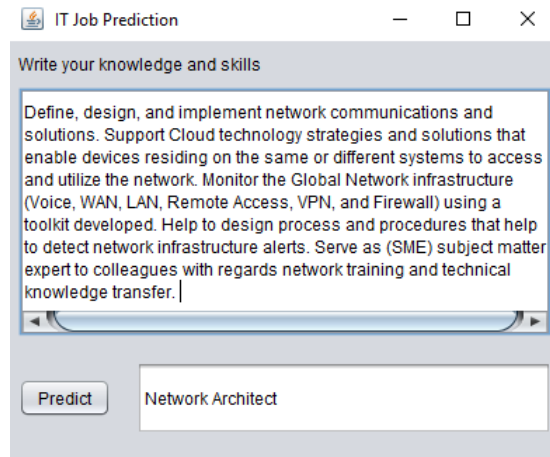


Fig. 4. The IT job prediction application demo

## VII. CONCLUSION AND FUTURE WORK

In this paper, we implemented the TextCNN model and more complex models such as Bi-GRU-LSTM-CNN and Bi-GRU-CNN with various word embeddings to solve the IT job prediction. From experimental results of the deep neural networks and leveraging the power of each model, we also proposed a simple and effective ensemble model and we proved that this method is the best performance for the task of predicting IT jobs. In particular, we achieved the best performance with the F1-score of 72.71% on the IT-job dataset on our proposed ensemble.

In the future, we would like to improve the quantity as well as the quality of the dataset. In particular, the dataset contains very limited data with 10,000 annotated job descriptions. Furthermore, we aim to experiment with other traditional classifiers with different features and deep learning models with various word representations or combine both methods on this corpus. In order to have a comprehensive view in this research, we will compare traditional machine learning with deep learning on this dataset as the previous work [17]. Besides, we will study the LSTM variants as the study [33] has introduced.

### ACKNOWLEDGMENT

We would like to give our thanks to the NLP@UIT research group and the Citynow-UIT Laboratory of the University of Information Technology - Vietnam National University Ho Chi Minh City for their supports with pragmatic and inspiring advice.

### REFERENCES

- [1] Y. Kim, "Convolutional neural networks for sentence classification," arXiv Prepr. arXiv:1408.5882, 2014.
- [2] B. Pang and L. Lee, "Seeing stars: Exploiting class relationships for sentiment categorization with respect to rating scales," in Proceedings of the 43rd annual meeting on association for computational linguistics, 2005, pp. 115–124.
- [3] R. Socher et al., "Recursive deep models for semantic compositionality over a sentiment treebank," in Proceedings of the 2013 conference on empirical methods in natural language processing, 2013, pp. 1631–1642.
- [4] B. Pang and L. Lee, "A sentimental education: Sentiment analysis using subjectivity summarization based on minimum cuts," in Proceedings of the 42nd annual meeting on Association for Computational Linguistics, 2004, p. 271.
- [5] X. Li and D. Roth, "Learning question classifiers," in Proceedings of the 19th international conference on Computational linguistics-Volume 1, 2002, pp. 1–7.
- [6] M. Hu and B. Liu, "Mining and summarizing customer reviews," in Proceedings of the tenth ACM SIGKDD international conference on Knowledge discovery and data mining, 2004, pp. 168–177.
- [7] J. Wiebe, T. Wilson, and C. Cardie, "Annotating expressions of opinions and emotions in language," *Lang. Resour. Eval.*, vol. 39, no. 2–3, pp. 165–210, 2005.
- [8] Vong Anh Ho, Duong Huynh-Cong Nguyen, Danh Hoang Nguyen, Linh Thi-Van Pham, Duc-Vu Nguyen, Kiet Van Nguyen, and Ngan Luu-Thuy Nguyen. "Emotion Recognition for Vietnamese Social Media Text", arXiv Prepr. arXiv:1911.09339, 2019.
- [9] Thin Van Dang, Vu Duc Nguyen, Kiet Van Nguyen and Ngan Luu-Thuy Nguyen, "Deep learning for aspect detection on vietnamese reviews" in In Proceeding of the 2018 5th NAFOSTED Conference on Information and Computer Science (NICS), 2018, pp. 104-109.
- [10] B. Gambäck and U. K. Sikdar, "Using convolutional neural networks to classify hate-speech," in Proceedings of the first workshop on abusive language online, 2017, pp. 85–90.
- [11] T. Van Huynh, V. D. Nguyen, K. Van Nguyen, N. L.-T. Nguyen, and A. G.-T. Nguyen, "Hate Speech Detection on Vietnamese Social Media Text using the Bi-GRU-LSTM-CNN Model," arXiv Prepr. arXiv:1911.03644, 2019.
- [12] A. Krizhevsky, I. Sutskever, and G. E. Hinton, "Imagenet classification with deep convolutional neural networks," in Advances in neural information processing systems, 2012, pp. 1097–1105.
- [13] P. Wang, B. Xu, J. Xu, G. Tian, C.-L. Liu, and H. Hao, "Semantic expansion using word embedding clustering and convolutional neural network for improving short text classification," *Neurocomputing*, vol. 174, pp. 806–814, 2016.
- [14] M. Schuster and K. K. Paliwal, "Bidirectional recurrent neural networks," *IEEE Trans. Signal Process.*, vol. 45, no. 11, pp. 2673–2681, 1997.
- [15] P. Zhou et al., "Attention-based bidirectional long short-term memory networks for relation classification," in Proceedings of the 54th Annual Meeting of the Association for Computational Linguistics (Volume 2: Short Papers), 2016, pp. 207–212.
- [16] Do, Hang Thi-Thuy and Huynh, Huy Duc and Van Nguyen, Kiet and Nguyen, Ngan Luu-Thuy and Nguyen, Anh Gia-Tuan. "Hate Speech Detection on Vietnamese Social Media Text using the Bidirectional-LSTM Model", arXiv preprint arXiv:1911.03648, 2019.
- [17] Phu X. V. Nguyen, Tham TT Hong, Kiet Van Nguyen, and Ngan Luu-Thuy Nguyen. "Deep Learning versus Traditional Classifiers on Vietnamese Students' Feedback Corpus." In 2018 5th NAFOSTED Conference on Information and Computer Science (NICS), pp. 75-80, 2018.
- [18] R. Lu and Z. Duan, "Bidirectional GRU for sound event detection," *Detect. Classif. Acoust. Scenes Events*, 2017.
- [19] Z. Huang, W. Xu, and K. Yu, "Bidirectional LSTM-CRF models for sequence tagging," arXiv Prepr. arXiv:1508.01991, 2015.
- [20] C. Li, G. Zhan, and Z. Li, "News Text Classification Based on Improved Bi-LSTM-CNN," in 2018 9th International Conference on Information Technology in Medicine and Education (ITME), 2018, pp. 890–893.
- [21] A. Onan, S. Korukoğlu, and H. Bulut, "A multiobjective weighted voting ensemble classifier based on differential evolution algorithm for text sentiment classification," *Expert Syst. Appl.*, vol. 62, pp. 1–16, 2016.
- [22] K. R. Remya and J. S. Remya, "Using weighted majority voting classifier combination for relation classification in biomedical texts," in 2014 International Conference on Control, Instrumentation, Communication and Computational Technologies (ICCICCT), 2014, pp. 1205–1209.
- [23] M. Usman, Z. Shafique, S. Ayub, and K. Malik, "Urdu text classification using majority voting," *Int. J. Adv. Comput. Sci. Appl.*, vol. 7, no. 8, pp. 265–273, 2016.
- [24] Z. Wang, S. Sugaya, and D. P. T. Nguyen, "Salary Prediction using Bidirectional-GRU-CNN Model," *Assoc. Nat. Lang. Process.*, 2019.
- [25] P. Bojanowski, E. Grave, A. Joulin, and T. Mikolov, "Enriching word vectors with subword information," *Trans. Assoc. Comput. Linguist.*, vol. 5, pp. 135–146, 2017.
- [26] J. Pennington, R. Socher, and C. D. Manning, "GloVe: Global Vectors for Word Representation. Empirical Methods in Natural Language Processing (EMNLP)," 2014.
- [27] K. Cho and B. van Merriënboer, "C. G. Uğçehre, D. Bahdanau, F. Bougares, H. Schwenk, and Y. Bengio. Learning phrase representations using RNN encoder-decoder for statistical machine translation," 2014.
- [28] G. Papachristou, [Online]. Available: <https://github.com/ggeop/Job-Recommendation-Engine>.
- [29] M. Hagen, M. Potthast, M. Büchner, and B. Stein, "Twitter sentiment detection via ensemble classification using averaged confidence scores," in European Conference on Information Retrieval, 2015, pp. 741–754.
- [30] D. H. Wolpert, "Stacked generalization," *Neural networks*, vol. 5, no. 2, pp. 241–259, 1992.
- [31] N. C. Oza, "Online bagging and boosting," in 2005 IEEE international conference on systems, man and cybernetics, 2005, vol. 3, pp. 2340–2345.
- [32] X.-S. Vu, T. Vu, M.-V. Tran, T. Le-Cong, and H. T. M. Nguyen, "HSD Shared Task in VLSP Campaign 2019: Hate Speech Detection for Social Good."
- [33] Duc-Vu Nguyen, Kiet Van Nguyen, and Ngan Luu-Thuy Nguyen. "Variants of Long Short-Term Memory for Sentiment Analysis on Vietnamese Students' Feedback Corpus." In 2018 10th International Conference on Knowledge and Systems Engineering (KSE), pp. 306-311, 2018.