

# Worst-Case Polynomial-Time Exact MAP Inference on Discrete Models with Global Dependencies

Alexander Bauer, and Shinichi Nakajima

**Abstract**—Considering the worst-case scenario, junction tree algorithm remains the most efficient and general solution for exact MAP inference on discrete graphical models. Unfortunately, its main tractability assumption requires the treewidth of a corresponding MRF to be bounded strongly limiting the range of admissible applications. In fact, many practical problems in the area of structured prediction require modelling of global dependencies by either directly introducing global factors or enforcing global constraints on the prediction variables. This, however, always results in a fully-connected graph making exact inference by means of this algorithm intractable. Nevertheless, depending on the structure of the global factors, we can further relax the conditions for an efficient inference. In this paper we reformulate the work in [1] and present a better way to establish the theory also extending the set of handleable problem instances for free – since it requires only a simple modification of the originally presented algorithm. To demonstrate that this extension is not of a purely theoretical interest we identify one further use case in the context of generalisation bounds for structured learning which cannot be handled by the previous formulation. Finally, we accordingly adjust the theoretical guarantees that the modified algorithm always finds an optimal solution in polynomial time.

**Index Terms**—exact MAP inference, structured prediction, graphical models, Markov random fields, high order potentials.

## I. INTRODUCTION

By representing the constraints and objective function in factorised form, many practical tasks can be effectively formulated as discrete optimisation problems within the framework of graphical models like Markov Random Fields (MRFs) [2], [3]. Finding a corresponding solution refers to the task of maximum a posteriori (MAP) inference known to be NP-hard in general. Even though there is a plenty of existing approximation algorithms [4], [5], several problems in the context of structured prediction require finding an optimal solution. While there are also many exact algorithms which often work fast in practice [6]–[9], they do not provide polynomial runtime guarantees for the worst case. Assuming the worst-case scenario, junction (or clique) tree algorithm [2], therefore, remains the most efficient and general solution for exact MAP inference. Unfortunately, its main tractability assumption requires the treewidth [10] of a corresponding MRF to be bounded strongly limiting the range of admissible applications. In fact, a lot of problems in the area of structured prediction require modelling of global dependencies by either directly introducing global factors or enforcing global constraints on the prediction variables. Among the most important use cases are a) learning with non-decomposable (or high order) loss functions **and** training via slack scaling formulation within the framework of structural support vector machine (SSVM) [11]–[16], b) evaluating generalisation bounds in structured

prediction [17], and c) performing MAP inference on otherwise tractable models subject to global constraints. The latter covers various search problems including the special task of (*diverse*) *k*-best MAP inference [18], [19].

However, adding global potentials to a model always results in a fully-connected MRF (with unbounded treewidth) making application of junction tree algorithm intractable. We carefully investigated the origin of this problem and found that a bounded treewidth is only a sufficient condition for tractability. In particular, depending on the structure of the global factor, we can further relax the conditions for an efficient inference. As a result, we identify a large class of tractable problem instances for which we derive an exact message passing algorithm always able to find an optimal solution in polynomial time. The latter can be seen as a direct generalisation of the junction tree algorithm where we essentially perform a graph transformation of the model by replacing the global factors with a set of auxiliary variables. The message passing here is similar to the procedure of junction tree algorithm (on the model without global factors) but is additionally controlled by the state of the auxiliary variables which allow to locally propagate the information on the global interactions.

The rest of the paper is organised as follows. In Section II we formally introduce a class of problems we are attacking in this paper and present in Section III a corresponding message passing algorithm for finding an exact solution of that problem in polynomial time. In Section IV we demonstrate the expressivity of our abstract problem formulation by presenting a few concrete example instances. For an important use case of loss augmented inference for SSVMs we show in Section VI how to write different dissimilarity measure in a required form as global cardinality potentials. In Section VI we discuss the previous works and summarise the differences to our approach followed by a conclusion in Section VII.

## II. PROBLEM SETTING

Given an MRF [2], [20] over a set of discrete variables, the goal of the maximum a posteriori (MAP) problem is to find a joint variable assignment with the highest probability and is equivalent to the problem of minimising the energy of the model, which describes a corresponding (unnormalised) probability distribution over the variables. In the context of structured prediction it is equivalent to a problem of maximising a score or compatibility function. To avoid ambiguity, we now refer to the MAP problem as a maximisation of an objective function  $F : \mathbb{R}^M \rightarrow \mathbb{R}$  defined over a set of discrete variables  $\mathbf{y} = (y_1, \dots, y_M)$ . More precisely, we associate each

function  $F$  with an MRF where each variable  $y_m$  represents a node in a corresponding graph. Furthermore, we assume without loss of generality that the function  $F$  factorises over maximal cliques  $\mathbf{y}_{C_t}$ ,  $C_t \subseteq \{1, \dots, M\}$  of a corresponding MRF according to

$$F(\mathbf{y}) = \sum_{t=1}^T f_t(\mathbf{y}_{C_t}). \quad (1)$$

We now use the concept of treewidth<sup>1</sup> of a graph [10] to define the complexity of a corresponding function with respect to the MAP inference as follows:

**Definition 1** ( $\tau$ -decomposability). *We say that a function  $F : \mathcal{D} \subseteq \mathbb{R}^M \rightarrow \mathbb{R}$  is  $\tau$ -decomposable, if the (unnormalised) probability  $\exp(F(\mathbf{y}))$  factorises over an MRF with a bounded<sup>2</sup> treewidth  $\tau$ .*

The treewidth is defined as the minimal width of a graph and as such can be computed algorithmically after transforming a corresponding MRF into a data structure called junction tree or clique tree. Although the problem of constructing a clique tree with a minimal width is NP-hard in general, there are several efficient techniques [2] which provide good results with a width being close to the treewidth.

In the following, let  $M$  be the total number of nodes in an MRF over the variables  $\{y_m\}_{m=1}^M$  and  $N$  be the maximum number of the possible values each variable  $y_m$  can take on. Provided the maximisation part dominates the time for the creating a clique tree, we get the following known result [21]:

**Proposition 1.** *The computational time complexity for maximising a  $\tau$ -decomposable function is upper bounded by  $O(M \cdot N^{\tau+1})$ .*

The notion of  $\tau$ -decomposability for real-valued functions naturally extends to mappings with multivariate outputs for which we now define joint decomposability:

**Definition 2** (Joint  $\tau$ -decomposability). *We say two mappings  $\mathbf{G} : \mathcal{D} \subseteq \mathbb{R}^M \rightarrow \mathbb{R}^P$  and  $\mathbf{G}' : \mathcal{D} \subseteq \mathbb{R}^M \rightarrow \mathbb{R}^{P'}$  are jointly  $\tau$ -decomposable, if they factorise over a common MRF with a bounded treewidth  $\tau$ .*

Definition 2 ensures the existence of a common clique tree with nodes  $\{C_t\}_{t=1}^T$  and the corresponding potentials  $\{\mathbf{g}_t, \mathbf{g}'_t\}_{t=1}^T$  where  $\max_t |C_t| - 1 = \tau$ , and

$$\mathbf{G}(\mathbf{y}) = \sum_{t=1}^T \mathbf{g}_t(\mathbf{y}_{C_t}), \quad \mathbf{G}'(\mathbf{y}) = \sum_{t=1}^T \mathbf{g}'_t(\mathbf{y}_{C_t}).$$

Note that the individual factor functions are allowed to have less variables in their scope than in a corresponding clique, that is,  $\text{scope}(\mathbf{g}_t), \text{scope}(\mathbf{g}'_t) \subseteq C_t$ . Building on the above definitions we now formally introduce a class of problem

<sup>1</sup>Informally, the treewidth describes the tree-likeness of a graph, that is, how good the graph structure resembles the form of a tree. In an MRF with no cycles going over the individual cliques the treewidth is equal to the maximal size of a clique minus 1, that is,  $\tau = \max_t |C_t| - 1$ .

<sup>2</sup>The treewidth of a graph is considered to be bounded if it does not depend on the size of the graph. If there is a way of increasing the graph size by replicating individual parts, the treewidth must not be affected by the number of the variables in a resulting graph. One simple example is a Markov chain. Increasing the length of the chain does not affect the treewidth being equal to the Markov order of that chain.

instances of MAP inference for which we later provide an exact message passing algorithm.

**Problem 1.** *For  $F : \mathcal{Y} \rightarrow \mathbb{R}$ ,  $\mathbf{G} : \mathcal{Y} \rightarrow \mathbb{R}^P$ ,  $H : \mathbb{R} \times \mathbb{R}^P \rightarrow \mathbb{R}$  with  $\mathcal{Y} \subseteq \mathbb{R}^M$ ,  $|\mathcal{Y}| \leq N^M$  and  $P, M, N \in \mathbb{N}$ , we consider the following discrete optimisation problem:*

$$\underset{\mathbf{y} \in \mathcal{Y}}{\text{maximise}} \quad H(F(\mathbf{y}), \mathbf{G}(\mathbf{y})) \quad (2)$$

where we assume that: 1)  $F$  and  $\mathbf{G}$  are jointly  $\tau$ -decomposable, 2)  $H$  is non-decreasing in the first argument.

In the next section we show multiple examples of practical problems matching the above abstract formulation. As our working example we here consider the problem of loss augmented inference within the framework of SSVM. The latter comes with two different formulations called margin and slack scaling and repeatedly requires solving a combinatorial optimisation problem during training either to compute the subgradient of a corresponding objective function or to find the most violating configuration of the prediction variables with respect to the problem constraints. For example, for slack scaling formulation, we could define  $H(F(\mathbf{y}), \mathbf{G}(\mathbf{y})) = F(\mathbf{y}) \cdot \eta(\mathbf{G}(\mathbf{y}))$  for some  $\eta : \mathbb{R}^P \rightarrow \mathbb{R}_+$ , where  $F(\mathbf{y}) = \mathbf{w}^\top \Psi(\mathbf{x}, \mathbf{y})$  [12] corresponds to the compatibility, and  $\eta(\mathbf{G}(\mathbf{y})) = \Delta(\mathbf{y}^*, \mathbf{y})$  describes a corresponding loss function. In fact, a considerable number of popular loss functions used in structured prediction can be generally represented in this form, that is, as a multivariate cardinality-based potential based on counts of label statistics (e.g., the number of true or false positives).

### III. EXACT INFERENCE FOR PROBLEM 1

In this section we derive a polynomial-time message passing algorithm which always finds an optimal solution for Problem 1. The corresponding result can be seen as a direct extension of the well-known junction tree algorithm.

#### A. Algorithmic Core Idea for a Simple Chain Graph

We begin by giving an intuition why efficient inference is possible for Problem 1 using our working example of loss augmented inference for SSVMs. For margin scaling, in case of a linear  $\eta$ , the objective  $F(\mathbf{y}) + \eta(\mathbf{G}(\mathbf{y}))$  inherits the  $\tau$ -decomposability directly from  $F$  and  $\mathbf{G}$  and, therefore, can be efficiently maximised according to Proposition 1.

The main source of difficulty for slack scaling lies in the multiplication operation between  $F(\mathbf{y})$  and  $\eta(\mathbf{G}(\mathbf{y}))$ , which results in a fully-connected MRF regardless of the form of the function  $\eta$ . Moreover, many popular loss functions used in structured learning require  $\eta$  to be non-linear preventing efficient inference even for the margin scaling. Nevertheless, an efficient inference is possible for a considerable number of practical case as shown below. Namely, the global interactions between jointly decomposable  $F$  and  $\mathbf{G}$  can be controlled using auxiliary variables at a polynomial cost. We now illustrate this on a simple example.

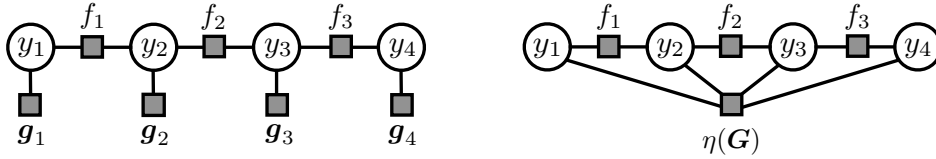


Fig. 1. Factor graph representation for the margin scaling objective with a decomposable loss  $\mathbf{G}$  (on the left), and a (non-decomposable) high-order loss  $\eta(\mathbf{G})$  (on the right).

Consider a (Markov) chain of nodes with a 1-decomposable  $F$  and 0-decomposable  $\mathbf{G}$  (e.g. Hamming distance). That is,

$$F(\mathbf{y}) = \sum_{m=1}^{M-1} f_m(y_m, y_{m+1}) \quad \text{and} \quad \mathbf{G}(\mathbf{y}) = \sum_{m=1}^M \mathbf{g}_m(y_m). \quad (3)$$

We aim at maximising an objective  $F(\mathbf{y}) \odot \eta(\mathbf{G}(\mathbf{y}))$  where  $\odot: \mathbb{R} \times \mathbb{R} \rightarrow \mathbb{R}$  is a placeholder for either summation or multiplication operation. The case for margin scaling with a decomposable loss  $\eta(\mathbf{G}) = \mathbf{G}$  is illustrated by the leftmost factor graph in Figure 1. Here, the corresponding factors  $f_m$  and  $\mathbf{g}_m$  can be folded together enabling an efficient inference according to Proposition 1. The nonlinearity of  $\eta$ , however, results (in the worst case!) in a global dependency between all the variable nodes giving rise to a high-order potential  $\eta(\mathbf{G})$  as illustrated by the rightmost factor graph in Figure 1. In slack scaling, even for a linear  $\eta$ , after multiplying the individual factors we can see that the resulting model has an edge for every pair of variables resulting in a fully-connected graph. Thus, for the last two cases an exact inference is infeasible in general. The key idea is to relax the dense connections in these graphs by introducing *auxiliary variables*  $\mathbf{L} = (\mathbf{l}_1, \dots, \mathbf{l}_M) \in \mathbb{R}^{P \times M}$  subject to the constraints

$$\mathbf{l}_m = \sum_{k=1}^m \mathbf{g}_k(y_k), \quad m \in \{1, \dots, M\}. \quad (4)$$

More precisely, for  $H(F(\mathbf{y}), \mathbf{G}(\mathbf{y})) = F(\mathbf{y}) \odot \eta(\mathbf{G}(\mathbf{y}))$ , Problem 1 is equivalent to the following constrained optimisation problem in the sense that both have the same optimal value and the same set of optimal solutions with respect to  $\mathbf{y}$ :

$$\begin{aligned} & \underset{\mathbf{y}, \mathbf{L}}{\text{maximise}} && F(\mathbf{y}) \odot \eta(\mathbf{l}_M) \\ & \text{subject to} && \mathbf{l}_{m+1} = \mathbf{l}_m + \mathbf{g}_{m+1}(y_{m+1}) \quad \forall m \\ & && \mathbf{l}_1 = \mathbf{g}_1(y_1) \end{aligned} \quad (5)$$

where the new objective involves no global dependencies, and is 1-decomposable if we regard  $\eta(\mathbf{l}_M)$  as a constant. We can make the local dependency structure of the new formulation more explicit by taking the constraints directly into the objective as follows

$$\begin{aligned} Q(\mathbf{y}, \mathbf{L}) = & F(\mathbf{y}) \odot \eta(\mathbf{l}_M) - \mathbb{1}_\infty[\mathbf{l}_1 \neq \mathbf{g}_1(y_1)] \\ & - \sum_{m=1}^{M-1} \mathbb{1}_\infty[\mathbf{l}_{m+1} \neq \mathbf{l}_m + \mathbf{g}_{m+1}(y_{m+1})]. \end{aligned} \quad (6)$$

Here,  $\mathbb{1}_\alpha[\cdot]$  denotes the indicator function such that  $\mathbb{1}_\alpha[\cdot] = \alpha$  if the argument in  $[\cdot]$  is true and  $\mathbb{1}_\alpha[\cdot] = 0$  otherwise. The indicator functions rule out the configurations that do not satisfy Eq. (4) when maximisation is performed. A corresponding

factor graph for margin scaling is illustrated by the leftmost graph in Figure 2. We see that our new augmented objective (6) shows only local dependencies and is, in fact, 2-decomposable.

Applying the same scheme for slack scaling also yields a much more sparsely-connected graph (see the rightmost graph in Figure 2) by forcing the most connections to go through a single node  $\mathbf{l}_4$ , which we call a *hub* node. Actually,  $Q(\mathbf{y}, \mathbf{L})$  becomes 2-decomposable if we fix the value of  $\mathbf{l}_4$ , which then can be multiplied into the corresponding factors of  $F$ . This way we can effectively reduce the overall treewidth at the expense of an increased **polynomial** computation time (compared to the chain without the global factor), provided the maximal number  $R$  of different states of each auxiliary variable is polynomially bounded in  $M$ , the number of nodes in the original graph. In the context of training SSVMs, for example, the most of the popular loss functions satisfy this condition (see Table I in the supplements for an overview).

## B. Message Passing Algorithm on Clique Trees

The idea presented in the previous section is intuitive and allows for reusing of existing software. After the corresponding graph transformation due to the introduction of auxiliary variables we can use the standard junction tree algorithm for graphical models. Alternatively to the explicit graph transformation we can modify the message passing protocol instead, which is asymptotically at least one order of magnitude faster. In the following we derive an algorithm for solving an instance of Problem 1 via message passing on clique trees. First, similar to conventional junction tree algorithm, we need to construct a clique tree for a given set of factors, which is family preserving and has the running intersection property [2], [20]. There are two equivalent approaches, the first based on variable elimination and the second on graph triangulation. A good description of both is given in [2]. In particular, the time complexity of the variable elimination algorithm is upper bounded by  $O(M \cdot N^{\tau+1})$ .

Assume now that a clique tree with cliques  $C_1, \dots, C_K$  is given, where  $C_i$  denotes a set of indices of variables contained in the  $i$ -th clique. That is, a corresponding set of variables is given by  $\mathbf{y}_{C_i}$ . We denote the clique potentials (or factors) related to the mappings  $F$  and  $\mathbf{G}$  (see Problem 1) by  $\{f_{C_i}\}_{i=1}^K$  and  $\{g_{C_i}\}_{i=1}^K$ , respectively. Additionally, we denote by  $C_r$  a clique chosen to be the root of the clique tree. Finally, we use the notation  $ne(C_i)$  for the indices of the neighbors of the clique  $C_i$ . We can now compute the optimal value of the objective in Problem 1 as follows. Starting at the leaves of the clique tree we iteratively send messages toward the root according to the following message passing protocol. A clique

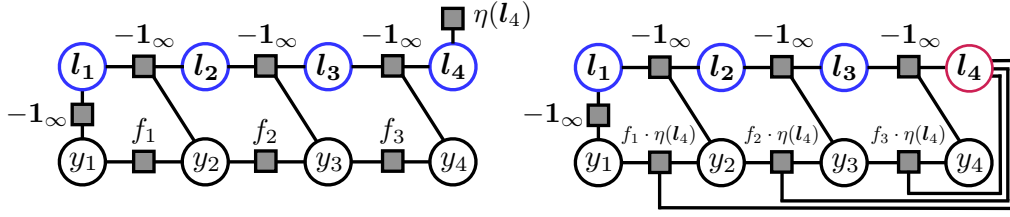


Fig. 2. Factor graph representation for an augmented objective  $Q(\mathbf{y}, \mathbf{L})$  for margin scaling (on the left) and for slack scaling (on the right). The auxiliary variables  $\mathbf{L} = (l_1, \dots, l_4)$  are marked blue (except  $l_4$  for slack scaling).  $l_4$  is the hub node.

$C_i$  can send a message to its parent clique  $C_j$  if it received all messages from all its other neighbors  $C_k$  for  $k \in ne(C_i) \setminus \{j\}$ . In that case we say that  $C_i$  is *ready*.

For each configuration of the variables  $\mathbf{y}_{C_i \cap C_j}$  and parameters  $\mathbf{l} \in \mathbb{R}^P$  (encoding the state of an auxiliary variable associated with the current clique  $C_i$ ) a corresponding message from a clique  $C_i$  to a clique  $C_j$  can be computed according to the following equation

$$\begin{aligned} \mu_{C_i \rightarrow C_j}(\mathbf{y}_{C_i \cap C_j}, \mathbf{l}) &= \max_{\mathbf{y}_{C_i \setminus C_j}, \{\mathbf{l}_k\}} f_{C_i}(\mathbf{y}_{C_i}) \\ &+ \sum_{k \in ne(C_i) \setminus \{j\}} \mu_{C_k \rightarrow C_i}(\mathbf{y}_{C_k \cap C_i}, \mathbf{l}_k) \end{aligned} \quad (7)$$

where we maximise over all configurations of the variables  $\mathbf{y}_{C_i \setminus C_j}$  and over all parameters  $\{\mathbf{l}_k\} = \{\mathbf{l}_k : k \in ne(C_i) \setminus \{j\}\}$  subject to  $\sum_{k \in ne(C_i) \setminus \{j\}} \mathbf{l}_k = \mathbf{l} - \mathbf{g}_{C_i}(\mathbf{y}_{C_i})$ .

The algorithm terminates if the designated root clique  $C_r$  received all messages from its neighbors. We then compute the values

$$\mu(\mathbf{l}) = \max_{\mathbf{y}_{C_r}, \{\mathbf{l}_k\}} f_{C_r}(\mathbf{y}_{C_r}) + \sum_{k \in ne(C_r)} \mu_{C_k \rightarrow C_r}(\mathbf{y}_{C_k \cap C_r}, \mathbf{l}_k) \quad (8)$$

maximising over all configurations of  $\mathbf{y}_{C_r}$  and  $\{\mathbf{l}_k\} = \{\mathbf{l}_k : k \in ne(C_r)\}$  subject to the constraint  $\sum_k \mathbf{l}_k = \mathbf{l} - \mathbf{g}_{C_r}(\mathbf{y}_{C_r})$ , which we use to get the optimal value  $p^*$  of Problem 1 according to

$$p^* = \max_{\mathbf{l}} H(\mu(\mathbf{l}), \mathbf{l}). \quad (9)$$

A corresponding optimal solution of Problem 1 can be obtained by backtracking the additional variables  $\lambda$  saving optimal decisions in intermediate steps. The complete algorithm is

---

#### Algorithm 1 Inference on a Clique Tree

---

- 1: **while** root clique  $C_r$  did not receive all messages **do**
  - 2:   **if** a clique  $C_i$  is ready **then**
  - 3:     **for** all  $\mathbf{y}_{C_i \cap C_j}$  and  $\mathbf{l}$  **do**
  - 4:       send a message  $\mu_{C_i \rightarrow C_j}(\mathbf{y}_{C_i \cap C_j}, \mathbf{l})$  to a parent clique  $C_j$  according to Eq. (7); save the maximising arguments  $\lambda_{C_i \rightarrow C_j}(\mathbf{y}_{C_i \cap C_j}, \mathbf{l}) := [\mathbf{y}_{C_i \setminus C_j}^*; \{\mathbf{l}_k\}^*]$
  - 5:     **end for**
  - 6:   **end if**
  - 7: **end while**
  - 8:  $\mathbf{l}^* \leftarrow \operatorname{argmax}_{\mathbf{l}} H(\mu(\mathbf{l}), \mathbf{l})$ , where  $\mu(\mathbf{l})$  is defined by Eq. (8)
  - 9: Let  $\mathbf{y}_{C_r}^*$  be a maximising argument for  $\mu(\mathbf{l}^*)$  in Eq. (8); starting with values  $\mathbf{l}^*$  and  $\mathbf{y}_{C_r}^*$  recursively reconstruct an optimal configuration  $\mathbf{y}^*$  using the information in  $\lambda$  according to the formula in Eq. (7).
- 

summarized in Algorithm 1 supported by the following theorem, for which we provide a formal proof in the supplements.

**Theorem 1.** *Algorithm 1 always finds an optimal solution of Problem 1. The computational complexity is of the order  $O(M \cdot N^{\tau+1} \cdot R^{\nu-1})$  where  $\nu$  is defined as the maximal number of neighbors of a node in a corresponding clique tree.*

Besides the treewidth  $\tau$ , the value of the parameter  $\nu$  also appears to be crucial for the resulting running time of Algorithm 1 since the corresponding complexity is also exponential in  $\nu$ . The following proposition suggests that among all possible cluster graphs for a given MRF there always exist a clique tree for which  $\nu$  tends to take on small values (provided  $\tau$  is small) and effectively does not depend on the size of a corresponding MRF. We provide a proof in the appendix.

**Proposition 2.** *For any MRF with treewidth  $\tau$ , there is a clique tree, for which the maximal number of neighbors  $\nu$  is upper bounded according to  $\nu \leq 2^{\tau+2} - 4$ .*

To support the above proposition we consider the following extreme example illustrated in Figure 3. We are given an MRF with a star-like shape (on the left) having  $M = 7$  variables and treewidth  $\tau = 1$ . One valid clique tree for this MRF is shown in the middle. In particular, the clique containing the variables  $y_1, y_2$  has  $\nu = M - 1$  neighbours. Therefore, running Algorithm 1 on that clique tree results in a computational time exponential in the graph size  $M$ . However, it is easy to modify that clique tree to have a small number of neighbours for each node (shown on the right) upper bounded by  $\nu = \tau + 1 = 2$ .

Although Proposition 2 assures an existence of a clique tree with a small  $\nu$ , the actual upper bound on  $\nu$  is still very pessimistic (exponential in the treewidth). Moreover, it is not clear how to find an efficient representation. It appears, however, that by allowing a simple (and cheap) graph modification we can always reduce the  $\nu$ -parameter to a small constant ( $\nu = 3$ ). Namely, given a clique tree we can clone each cluster node with more than three neighbours multiple times so that each clone (except the border clones) only carries one of the original neighbours and connect the clones by a chain which preserves the running intersection property. To ensure that the new cluster graph describes the same set of potentials we set the potentials for all of the cloned cluster nodes  $C_i$  to zero:  $f_{C_i}(\mathbf{y}_{C_i}) = 0$  and  $\mathbf{g}_{C_i}(\mathbf{y}_{C_i}) = 0$ . The whole modification procedure is illustrated in Figure 4. We summarise this result in the following corollary.

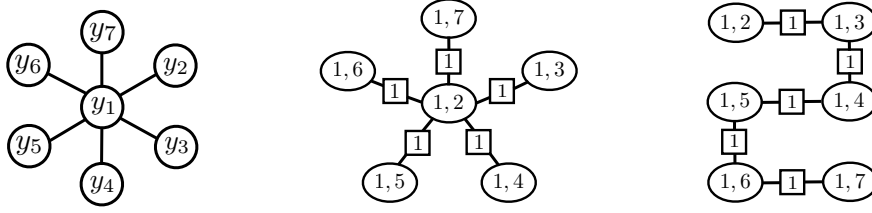


Fig. 3. Illustration of an extreme example where  $\nu$  can be linear in the graph size. The leftmost graph represents an MRF with  $M = 7$  variables and treewidth  $\tau = 1$ . The graph in the middle shows a valid clique tree for the MRF on the left where the clique  $\{y_1, y_2\}$  has  $M - 1$  neighbors. That is,  $\nu$  is linear in the graph size for that clique tree. The rightmost graph represents another clique tree which has a chain form where  $\nu = \tau + 1 = 2$ . The squared nodes denote here the corresponding sepsets.

**Corollary 1.** *Provided a given clique tree is modified according to the presented procedure for reducing the number of neighbours for each cluster node, the overall computational complexity of running Algorithm 1 (including time for graph modification) is of the order  $O(M \cdot N^{\tau+1} \cdot R^2)$ .*

We complete our discussion here by giving an alternative view on the computational complexity of the presented idea which shows the connection to the conventional junction tree algorithm in the case where  $\nu \leq \tau + 2$ . Namely, the constraint message passing algorithm (Algorithm 1) can be seen as a conventional message passing on a clique tree (for the mapping  $F$  in Problem 1) without auxiliary variables, but where the size of the state space for each variable  $y_i$  (previously upper bounded by  $N$ ) is now increased to  $N \cdot R$ . Provided  $\nu \leq \tau + 2$ , Proposition 1 then guarantees an exact inference in time of the order  $O(M \cdot (N \cdot R)^{\tau+1})$ . The summation constraints with respect to the auxiliary variables can be ensured by extending the corresponding potential functions  $f_{C_i}$  to take on  $-\infty$  forbidding inconsistent state transitions between individual variables. The same observation holds also for message passing on factor graphs. To summarise, we can remove the global dependencies (imposed by the mapping  $H$  in Problem 1) reducing the overall treewidth by cleverly introducing auxiliary variables, but pay a price that the size of the label space becomes a function of the graph size ( $R$  is usually dependent on  $M$ ). If  $R$  grows only polynomially with  $M$  – which is true in many cases – we can perform exact inference in polynomial time!

#### IV. GENERAL USE CASES

In this section we demonstrate the expressivity of Problem 1 by showing a few different examples.

##### A. Loss Augmented Inference with High Order Loss Functions

As already mentioned, Problem 1 covers as a special case the task of loss augmented inference (for margin and slack scaling) within the framework of SSVM. Namely, for the generic representation given in (2) we can define  $F(\mathbf{y}) = \mathbf{w}^\top \Psi(\mathbf{x}, \mathbf{y}) + \text{const.}$ ,  $\eta(\mathbf{G}(\mathbf{y})) = \Delta(\mathbf{y}^*, \mathbf{y})$  for a suitable  $\eta: \mathbb{R}^P \rightarrow \mathbb{R}_+$ , and

$$H(F(\mathbf{y}), \mathbf{G}(\mathbf{y})) = F(\mathbf{y}) \odot \eta(\mathbf{G}(\mathbf{y})), \quad \odot \in \{+, \cdot\}. \quad (10)$$

We note that a considerable number of non-decomposable (or high order) loss functions in structured prediction can

be represented as a multivariate cardinality-based potential  $\eta(\mathbf{G}(\cdot))$  where the mapping  $\mathbf{G}$  encodes the label statistics, e.g., the number of true or false positives with respect to the ground truth. Furthermore, the maximal number of states  $R$  for the corresponding auxiliary variables related to  $\mathbf{G}$  is polynomially bounded in the number of variables  $M$ . See Table I in the supplements for an overview of the existing loss functions.

##### B. Evaluating Generalisation Bounds in Structured Prediction

Generalisation bounds can give useful theoretical insights in behaviour and stability of a learning algorithm by upper bounding the expected loss or the risk of a prediction function. Evaluating such a bound could provide certain guarantees how a system trained on some finite data will perform in the future on the unseen examples. Unlike in the standard regression or classification tasks with univariate real-valued outputs, in structured prediction, in order to evaluate a corresponding bound we need to solve a complex combinatorial optimisation problem limiting its use in practice. In the following we demonstrate how the presented algorithmic idea can be used to evaluate PAC-Bayesian Generalisation bounds for max-margin structured prediction. As a working example we consider the following Generalisation theorem stated in [17]:

**Theorem 2.** *Assume that  $0 \leq \Delta(\mathbf{y}^*, \mathbf{y}) \leq 1$ . With probability at least  $1 - \delta$  over the draw of the training set  $\mathcal{S} = \{(\mathbf{x}_1, \mathbf{y}_1), \dots, (\mathbf{x}_n, \mathbf{y}_n)\}$  of size  $n \in \mathbb{N}$ , the following holds simultaneously for all weight vectors  $\mathbf{w}$ :*

$$\mathbf{E}_{(\mathbf{x}, \mathbf{y}) \sim \rho} [\Delta(\mathbf{y}, h_{\mathbf{w}}(\mathbf{x}))] \leq \frac{\|\mathbf{w}\|^2}{n} + \sqrt{\frac{\|\mathbf{w}\|^2 \ln\left(\frac{2dn}{\|\mathbf{w}\|^2}\right) + \ln\left(\frac{n}{\delta}\right)}{2(n-1)}} + \frac{1}{n} \sum_{i=1}^n \max_{\hat{\mathbf{y}}} \mathbb{1}_1 \left[ \mathbf{w}^\top (\Psi(\mathbf{x}_i, \mathbf{y}_i) - \Psi(\mathbf{x}_i, \hat{\mathbf{y}})) \leq \Delta_{\text{HD}}(\mathbf{y}_i, \hat{\mathbf{y}}) \right] \cdot \Delta(\mathbf{y}_i, \hat{\mathbf{y}}) \quad (11)$$

where  $h_{\mathbf{w}}(\mathbf{x}) = \underset{\hat{\mathbf{y}}}{\text{argmax}} \mathbf{w}^\top \Psi(\mathbf{x}, \hat{\mathbf{y}})$  denotes a corresponding prediction function.

The right hand side of the inequality (11) contains two types of terms. While the first term can be easily evaluated, the second term requires for each data point  $(\mathbf{x}, \mathbf{y}^*)$  a maximisation over  $\mathbf{y} \in \mathcal{Y}$  according to

$$\max_{\mathbf{y} \in \mathcal{Y}} \mathbb{1}_1 \left[ \mathbf{w}^\top (\Psi(\mathbf{x}, \mathbf{y}^*) - \Psi(\mathbf{x}, \mathbf{y})) \leq \Delta_{\text{HD}}(\mathbf{y}^*, \mathbf{y}) \right] \cdot \Delta(\mathbf{y}^*, \mathbf{y}).$$

We now show that evaluating this term (for models with bounded treewidth) is an instance of Problem 1. More precisely, we consider an example with  $F_1$ -loss (see Table I in

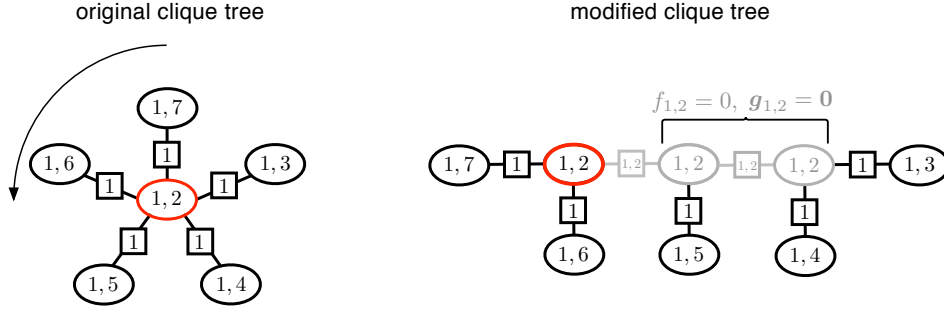


Fig. 4. Illustration of a modification procedure to reduce the maximal number of neighbours  $\nu$  for each cluster node in a given clique tree. A graph on the left represents an original clique tree. The only node having more than 3 neighbours is marked red. We clone this cluster node multiple times so that each clone (except the border clones) only carries one of the original neighbours and connect the clones by a chain which preserves the running intersection property. The arrow at the left graph indicates an (arbitrary chosen) order of processing the neighbour nodes. The graph resulting after this transformation is shown on the right. The clones in the new graph are marked gray. To ensure that the new cluster graph describes the same set of potentials we set the potentials for all of the cloned cluster nodes  $C_i$  to zero:  $f_{C_i}(\mathbf{y}_{C_i}) = 0$  and  $g_{C_i}(\mathbf{y}_{C_i}) = 0$ . This procedure reduces the  $\nu$ -parameter to a constant ( $\nu = 3$ ).

supplements) and define  $F(\mathbf{y}) = \mathbf{w}^\top \Psi(\mathbf{x}, \mathbf{y})$ , and  $\eta(\mathbf{G}(\mathbf{y})) = \Delta_{F_1}(\mathbf{y}^*, \mathbf{y})$ , and set  $H(F(\mathbf{y}), \mathbf{G}(\mathbf{y}))$  equal to

$$\mathbb{1}_1 \left[ \mathbf{w}^\top \Psi(\mathbf{x}, \mathbf{y}^*) - F(\mathbf{y}) \leq |\mathbf{y}^*| - G_1(\mathbf{y}) + G_2(\mathbf{y}) \right] \cdot \eta(\mathbf{G}(\mathbf{y}))$$

where we use  $\Delta_{\text{HD}}(\mathbf{y}^*, \mathbf{y}) = FP + FN$ ,  $FN = |\mathbf{y}^*| - TP$ , which removes the need of additional auxiliary variables for Hamming distance reducing the resulting computational cost. Here,  $TP$ ,  $FP$ , and  $FN$  denote the numbers of true and false positives, as well as the number of false negatives, respectively.  $|\mathbf{y}^*|$  denotes the size of the output  $\mathbf{y}^*$ . Both  $|\mathbf{y}^*|$  and  $\mathbf{w}^\top \Psi(\mathbf{x}, \mathbf{y}^*)$  are constant with respect to the maximisation over  $\mathbf{y}$ . Note also that  $H$  is non-decreasing in  $F(\mathbf{y})$ . Furthermore, the number of states of the auxiliary variables is upper bounded by  $R = M^2$ . Therefore, the computational complexity of Algorithm 1 (for each single data point) for the presented example is given by  $O(M^{2\nu-1} \cdot N^{\tau+1})$ .

As a final remark we note that training an SSVM corresponds to solving a convex problem but is not consistent. It fails to converge to the optimal predictor even in the limit of infinite training data [22]. However, minimising the (non-convex) generalisation bound is consistent. This provides a trade-off between convexity and consistency for max-margin structured prediction.

### C. Globally Constrained MAP Inference

Another common use case is performing MAP inference on a model subject to additional constraints on the variables or the range of the corresponding objective.

Note that from a technical perspective, the problem MAP inference subject to some global constraints on the statistics  $\mathbf{G}(\mathbf{y})$  is equivalent to the MAP problem augmented with a global cardinality-based potential  $\eta(\mathbf{G}(\mathbf{y}))$ . Namely, we can always define  $\eta$  as an indicator function  $\mathbb{1}_{-\infty}[\cdot]$ , which returns  $-\infty$  if the corresponding (global) constraint on  $\mathbf{G}(\mathbf{y})$  is violated. Furthermore, the form of  $\eta$  does not affect the message passing of the presented algorithms. We can always check the validity of a corresponding constraint after all the necessary statistics have been computed.

*Constraints on Label Counts:* As a simple example consider the binary sequence tagging experiment. That is, every output  $\mathbf{y} \in \mathcal{Y}$  is a sequence and each site in the sequence can be either 0 or 1. Given some prior information on the number  $b$  of positive labels we could improve the quality of the resulting solution by imposing a corresponding constraint on the outputs as follows

$$\text{maximise}_{\mathbf{y} \in \mathcal{Y}} \mathbf{w}^\top \Psi(\mathbf{x}, \mathbf{y}) \text{ subject to } \sum_{i=1}^M y_i = b \quad (12)$$

We can write this as an instance of Problem 1 by setting  $F(\mathbf{y}) = \mathbf{w}^\top \Psi(\mathbf{x}, \mathbf{y})$ , and  $G(\mathbf{y}) = \sum_{i=1}^M y_i$ , and

$$H(F(\mathbf{y}), G(\mathbf{y})) = F(\mathbf{y}) + \mathbb{1}_{-\infty}[G(\mathbf{y}) \neq b]. \quad (13)$$

Since all the variables in  $\mathbf{y}$  are binary, the number of states  $R$  of the corresponding auxiliary variables  $l_m = \sum_{i=1}^m y_i$  is upper bounded by  $M$ . Also, because the output graph is a sequence we have  $\nu = 2$ . Therefore, the computational complexity of Algorithm 1 for the presented example is of the order  $O(M^2 \cdot N^{\tau+1})$ .

*Constraints on the Objective Value:* We continue with binary sequence tagging example (with pairwise interactions). To enforce constraints on the score to be in a specific range as in

$$\begin{aligned} & \text{maximise}_{\mathbf{y} \in \mathcal{Y}} \mathbf{w}^\top \Psi(\mathbf{x}, \mathbf{y}) \\ & \text{subject to } a \leq \mathbf{w}^\top \Psi(\mathbf{x}, \mathbf{y}) \leq b \end{aligned} \quad (14)$$

we first rewrite the prediction function in term of its sufficient statistics as follows:

$$\begin{aligned} \mathbf{w}^\top \Psi(\mathbf{x}, \mathbf{y}) &= \sum_{o,s} w_{o,s} \underbrace{\sum_{t=1}^M \mathbb{1}_1[x_t = o \wedge y_t = s]}_{=: G_{o,s}(\mathbf{y})} \\ &+ \sum_{s_1, s_2} w_{s_1, s_2} \underbrace{\sum_{t=2}^M \mathbb{1}_1[y_{t-1} = s_1 \wedge y_t = s_2]}_{=: G_{s_1, s_2}(\mathbf{y})}, \end{aligned} \quad (15)$$

where

$$\mathbf{w} = (\dots, w_{o,s}, \dots, w_{s_1, s_2}, \dots), \mathbf{G} = (\dots, G_{o,s}, \dots, G_{s_1, s_2}, \dots),$$

and

$$H(F(\mathbf{y}), \mathbf{G}(\mathbf{y})) = F(\mathbf{y}) + \mathbb{1}_{-\infty}[\mathbf{w}^\top \mathbf{G}(\mathbf{y}) \notin [a, b]]. \quad (16)$$

Note that  $\mathbf{G}$  contains all the sufficient statistics of  $F$  such that  $F(\mathbf{y}) = \mathbf{w}^\top \mathbf{G}(\mathbf{y})$ . Here again we could replace  $a \leq \mathbf{w}^\top \mathbf{G}(\mathbf{y}) \leq b$  by any (non linear) constraint on the sufficient statistics given by the joint feature map  $\Psi(\mathbf{y})$ .

The corresponding computational complexity can be derived by considering an urn problem, one with  $D \cdot N$  and one with  $N^2$  distinguishable urns and  $M$  indistinguishable balls. Here,  $D$  denotes the size of the dictionary for the observations  $x_t$  in the input sequence  $\mathbf{x}$ . Note that the dictionary of the input symbols can be large with respect to other problem parameters. However, we can reduce  $D$  to the size of the vocabulary part only occurring in the current input  $\mathbf{x}$ . The first urn problem corresponds to the unary observation-state statistics  $G_{o,s}(\mathbf{y})$  and the second to the pairwise statistics for the state transition  $G_{s_1, s_2}(\mathbf{y})$ . The resulting number of possible distributions of balls over the urns is given by

$$\underbrace{\binom{M + D \cdot N - 1}{M}}_{\leq M^{D \cdot N}} \cdot \underbrace{\binom{M + N^2 - 1}{M}}_{\leq M^{N^2}} \leq \underbrace{M^{D \cdot N + N^2}}_{=R}. \quad (17)$$

Although the resulting complexity (due to  $\nu = 2$ ) being  $O(M^{D \cdot N + N^2 + 1} \cdot N^{\tau+1})$  is still a polynomial in the number of variables  $M$ , the degree is quite high such that we can consider only short sequences. For practical use we recommend the efficient approximation framework of Lagrangian relaxation and Dual Decomposition [5], [23], [24].

*Constraints on the Search Space:* The constraint on the search space can be different from the constraints we can impose on the label counts. For example, we might want to exclude a set of  $K$  complete outputs  $\{\mathbf{y}^1, \dots, \mathbf{y}^K\}$  from the feasible set  $\mathcal{Y}$  by using an exclusion potential  $\mathbb{1}_{-\infty}[\mathbf{y} \in \{\mathbf{y}^1, \dots, \mathbf{y}^K\}]$ . This is also related to the task of finding  $K$ -best assignment<sup>3</sup>.

For simplicity, we again consider a sequence tagging example. Given a set of  $K$  patterns to exclude we can introduce auxiliary variables  $\mathbf{l}_m \in \{0, 1\}^K$  where for each pattern  $\mathbf{y}^k$  we have a constraint<sup>4</sup>  $(\mathbf{l}_m)_k = \max\{\mathbb{1}_1[y_m^k \neq y_m], (\mathbf{l}_{m-1})_k\}$ . Therefore, the maximal number of states for  $\mathbf{l}_m$  is given by  $R = 2^K$ . The resulting computational complexity for finding an optimal solution over  $\mathbf{y} \in \mathcal{Y} \setminus \{\mathbf{y}^1, \dots, \mathbf{y}^K\}$  is (due to  $\nu = 2$ ) of the order  $O(2^K \cdot M \cdot N^{\tau+1})$ .

A related problem is finding a *diverse*  $K$ -best solution. Here, the goal is to produce best solutions which are sufficiently different from each other according to some diversity function, e. g., a loss function like Hamming distance  $\Delta_{\text{HD}}$ . More precisely, after computing the MAP solution  $\mathbf{y}^1$  we compute

<sup>3</sup>Note that for the standard problem of finding  $K$ -best assignment for an MRF, instead of using an exclusion potential, we could use the existing approach which is more efficient. Finding  $K$ -best assignment, however, is not equivalent to the problem of excluding specific patterns.

<sup>4</sup>More precisely, we modify the message computation in (7) with respect to the auxiliary variables by replacing the corresponding constraints  $(\mathbf{l}_m)_k = (\mathbf{l}_{m-1})_k + \mathbb{1}_1[y_m^k \neq y_m]$  in the maximisation over  $\{\mathbf{l}_m\}$  by the constraints  $(\mathbf{l}_m)_k = \max\{\mathbb{1}_1[y_m^k \neq y_m], (\mathbf{l}_{m-1})_k\}$ .

the second best (diverse) output  $\mathbf{y}^2$  with  $\Delta_{\text{HD}}(\mathbf{y}^1, \mathbf{y}^2) \geq m_1$ . For the third best solution we then require  $\Delta_{\text{HD}}(\mathbf{y}^1, \mathbf{y}^3) \geq m_2$  and  $\Delta_{\text{HD}}(\mathbf{y}^2, \mathbf{y}^3) \geq m_2$  and so on. That is, we search for an optimal output  $\mathbf{y}^K$  such that  $\Delta_{\text{HD}}(\mathbf{y}^k, \mathbf{y}^K) \geq m_{K-1}$ ,  $m_k \in \mathbb{N}$  for all  $k \in \{1, \dots, K-1\}$ .

For this purpose, we define auxiliary variables  $\mathbf{l}_m \in \{0, \dots, M\}^{K-1}$  where for each pattern  $\mathbf{y}^k$  we have a constraint  $(\mathbf{l}_m)_k = (\mathbf{l}_{m-1})_k + \mathbb{1}_1[y_m^k \neq y_m]$  computing the Hamming distance of a solution  $\mathbf{y}$  with respect to the pattern  $\mathbf{y}^k$ . Therefore, we can define

$$H(F(\mathbf{y}), \mathbf{G}(\mathbf{y})) = F(\mathbf{y}) - \mathbb{1}_{-\infty}[G_k(\mathbf{y}) \geq m_k \text{ for } k \in \{1, \dots, K-1\}] \quad (18)$$

where  $\mathbf{G} = (G_1, \dots, G_{K-1})$  and at the final stage (due to  $\mathbf{G}(\mathbf{y}) = \mathbf{l}_M$ ) we have all the necessary information to evaluate the constraints with respect to the diversity function (here Hamming distance). The maximal number of states  $R$  for the auxiliary variables is upper bounded by  $M^{K-1}$ . Therefore, the resulting running time is (due to  $\nu = 2$ ) of the order  $O(M^K \cdot N^{\tau+1})$ .

Finally, we note that the concept of diverse  $K$ -best solutions can also be used during the training of SSVMS to speed up the convergence of a corresponding algorithm by generating diverse cutting planes or subgradients as described in [19]. An appealing property of Algorithm 1 is that we get some part of the necessary information for free as a side-effect of the message passing.

## V. COMPACT REPRESENTATION OF LOSS FUNCTIONS

We now further advance the task of loss augmented inference (see Section IV-A) by presenting a list of popular dissimilarity measures which our algorithm can handle, summarized in Table I. The measures are given in a compact representation  $\Delta(\mathbf{y}^*, \mathbf{y}) = \eta(\mathbf{G}(\mathbf{y}))$  based on the corresponding sufficient statistics encoded as a mapping  $\mathbf{G}$ . Column 2 and 3 show the form of  $\mathbf{G}(\cdot)$  and  $\eta$ , respectively. Column 4 gives an upper bound  $R$  on the number of possible values of auxiliary variables affecting the resulting running time of Algorithm 1 (see Corollary 1).

Here,  $|\mathbf{y}| = M$  denotes the number of nodes of the output  $\mathbf{y}$ .  $TP$ ,  $FP$ , and  $FN$  are the number of true positives, false positives, and false negatives, respectively. The number of true positives for a prediction  $\mathbf{y}$  and a true output  $\mathbf{y}^*$  is defined as the number of common nodes with the same label. The number of false positives is given by the number of nodes which are present in the output  $\mathbf{y}$  but missing (or having other label) in the true output  $\mathbf{y}^*$ . Similarly, the number of false negatives corresponds to the number of nodes present in  $\mathbf{y}^*$  but missing (or having other label) in  $\mathbf{y}$ . In particular, it holds  $|\mathbf{y}^*| = TP + FN$ .

We can see in Table I that each element of  $\mathbf{G}(\cdot)$  is a sum of binary variables significantly reducing the image size of mapping  $\mathbf{G}(\cdot)$ , despite the exponential variety of the output space  $\mathcal{Y}$ . Due to this fact the image size grows only polynomially with the size of the outputs  $\mathbf{y} \in \mathcal{Y}$ , and the number  $R$  provides an upper bound on the image size of  $\mathbf{G}(\cdot)$ .

Loss Function	$\mathbf{G}(\mathbf{y})$	$\eta(\mathbf{G}(\cdot))$	$R$
Zero-one loss $\Delta_{0/1}$	$(TP, \mathbb{1}_1[FP > 0])$	$\mathbb{1}_1[\max\{M - G_1, G_2\} > 0]$	$2M$
Hamming distance $\Delta_{HD}$	$\sum_{t=1}^M \mathbb{1}_1[y_t^* \neq y_t]$	$G$	$M$
Hamming loss $\Delta_{HL}$	$\sum_{t=1}^M \mathbb{1}_1[y_t^* \neq y_t]$	$G/M$	$M$
Weighted Hamming distance $\Delta_{WHD}$	$\{\#(s_1, s_2)\}_{s_1, s_2 \in \{1, \dots, N\}}$	$\sum_{s_1, s_2} \text{weight}(s_1, s_2) \cot G_{s_1, s_2}$	$M^{N^2}$
False positives number $\Delta_{\#FP}$	$FP$	$G$	$M$
Recall $\Delta_R$	$TP$	$1 - G/ \mathbf{y}^* $	$M$
Precision $\Delta_P$	$(TP, FP)$	$1 - \frac{G_1}{G_1 + G_2}$	$M^2$
$F_\beta$ -loss $\Delta_{F_\beta}$	$(TP, FP)$	$1 - \frac{(1 + \beta^2) \cdot G_1}{\beta^2 \cdot  \mathbf{y}^*  + G_1 + G_2}$	$M^2$
Intersection over union $\Delta_{\cap/\cup}$	$(TP, FP)$	$1 - \frac{G_1}{ \mathbf{y}^*  + G_2}$	$M^2$
Label-count loss $\Delta_{LC}$	$\sum_{t=1}^M y_t$	$\left  G - \sum_{t=1}^M y_t^* \right $	$M$
Crossing brackets number $\Delta_{\#CB}$	$\#CB$	$G$	$M$
Crossing brackets rate $\Delta_{CBR}$	$(\#CB,  \mathbf{y} )$	$G_1/G_2$	$M^2$
BLEU $\Delta_{BLEU}$	$(TP_1, FP_1, \dots, TP_K, FP_K)$	$1 - BP(\cdot) \cdot \exp\left(\frac{1}{K} \sum_{k=1}^K \log p_k\right)$	$M^{2K}$
ROUGE-K $\Delta_{ROUGE-K}$	$\{\text{count}(k, X)\}_{k \in \text{grams}(Ref)}$	$1 - \frac{\sum_{S \in Ref} \sum_{k \in \text{grams}(S)} \min\{\text{count}(k, S), G_k\}}{\sum_{S \in Ref} \sum_{k \in \text{grams}(S)} \text{count}(k, S)}$	$M^D$
ROUGE-LCS $\Delta_{ROUGE-LCS}$	$\{LCS(X, S)\}_{S \in Ref}$	$1 - \frac{1}{ Ref } \sum_{S \in Ref} \frac{(1 + \beta^2) P(G_S) \cdot R(G_S)}{\beta^2 P(G_S) + R(G_S)}$	$M^{2 Ref }$

TABLE I  
COMPACT REPRESENTATION OF POPULAR DISSIMILARITY MEASURES BASED ON THE CORRESPONDING SUFFICIENT STATISTICS  $\mathbf{G}(\cdot)$ .



### Zero-One Loss ( $\Delta_{0/1}$ )

This loss function takes on binary values  $\{0, 1\}$  and is the most uninformative since it requires a prediction to match the ground truth to 100 % and gives no partial quantification of the prediction quality in the opposite case. Technically, this measure is not decomposable since it requires the numbers  $FP$  and  $FN$  to be evaluated via

$$\Delta_{0/1}(\mathbf{y}^*, \mathbf{y}) = \mathbb{1}_1[\max\{FP, FN\} > 0]. \quad (19)$$

Sometimes<sup>5</sup> we cannot compute the number  $FN$  (unlike  $FP$ ) from the individual nodes of a prediction. Instead, we can count the number  $TP$  and compute  $FN$  using the relationship  $|\mathbf{y}^*| = TP + FN$ . We note, however, that in case of zero-one loss function there is a faster inference approach by modifying the prediction algorithm to compute additionally the second best output and taking the best result according to the value of objective function.

### Hamming Distance/Hamming Loss ( $\Delta_{HD}, \Delta_{HL}$ )

In the context of sequence learning, given a true output  $\mathbf{y}^*$  and a prediction  $\mathbf{y}$  of the same length, *Hamming distance* measures the number of states on which the two sequences disagree:

$$\Delta_{HD}(\mathbf{y}^*, \mathbf{y}) = \sum_{t=1}^M \mathbb{1}_1[\mathbf{y}_t^* \neq \mathbf{y}_t]. \quad (20)$$

By normalizing this value we get *Hamming loss* which does not depend on the length of the sequences. Both measures are decomposable.

### Weighted Hamming Distance ( $\Delta_{WHD}$ )

For a given matrix weight  $\in \mathbb{R}^{N \times N}$ , *weighted Hamming distance* is defined according to  $\Delta_{WHD}(\mathbf{y}^*, \mathbf{y}) = \sum_{t=1}^M \text{weight}(\mathbf{y}_t^*, \mathbf{y}_t)$ . Keeping track of the accumulated sum of the weights until the current position  $t$  in a sequence (unlike for Hamming distance) can be intractable. We can use, however, the following observation. It is sufficient to count the numbers of occurrences  $(\mathbf{y}_t^*, \mathbf{y}_t)$  for each pair of states  $\mathbf{y}_t^*, \mathbf{y}_t \in \{1, \dots, N\}$  according to

$$\begin{aligned} \sum_{t=1}^M \text{weight}(\mathbf{y}_t^*, \mathbf{y}_t) &= \\ & \sum_{s_1, s_2} \text{weight}(s_1, s_2) \sum_{t=1}^M \mathbb{1}_1[\mathbf{y}_t^* = s_1 \wedge \mathbf{y}_t = s_2]. \end{aligned} \quad (21)$$

That is, each dimension of  $\mathbf{G}$  (denoted  $G_{s_1, s_2}$ ) corresponds to

$$G_{s_1, s_2}(\mathbf{y}; \mathbf{y}^*) = \sum_{t=1}^M \mathbb{1}_1[\mathbf{y}_t^* = s_1 \wedge \mathbf{y}_t = s_2]. \quad (22)$$

Here, we can upper bound the image size of  $\mathbf{G}(\cdot)$  by considering an urn problem with  $N^2$  distinguishable urns and  $M$  indistinguishable balls. The number of possible distributions of balls over the urns is given by

<sup>5</sup>For example, if the outputs  $\mathbf{y} \in \mathcal{Y}$  are sets with no ordering indication of the individual set elements, we need to know the whole set  $\mathbf{y}$  in order to be able to compute  $FN$ . Therefore, computing  $FN$  from a partially constructed output is not possible.

$$\binom{M+N^2-1}{M} \leq M^{N^2}.$$

### False Positives/Precision/Recall ( $\Delta_{\#FP}, \Delta_P, \Delta_R$ )

*False positives number* measures the discrepancy between outputs by counting the number of false positives in a prediction  $\mathbf{y}$  with respect to the true output  $\mathbf{y}^*$  and has been often used in learning tasks like natural language parsing due to its simplicity. Precision and recall are popular measures used in information retrieval. By subtracting the corresponding values from one we can easily convert them to a loss function. Unlike for precision given by  $TP/(TP + FP)$ , recall effectively depends only on one parameter. Even though it is originally parameterized by two parameters given as  $TP/(TP + FN)$  we can exploit the fact that the value  $|\mathbf{y}^*| = TP + FN$  is always known in advance during the inference rendering recall a decomposable measure.

### $F_\beta$ -Loss ( $\Delta_{F_\beta}$ )

$F_{\beta=1}$ -score is often used to evaluate the resulting performance in various natural language processing applications and is also appropriate for many structured prediction tasks. Originally, it is defined as the harmonic mean of precision and recall

$$F_1 = \frac{2TP}{2TP + FP + FN}. \quad (23)$$

However, due to the fact that the value  $|\mathbf{y}^*| = TP + FN$  is always known in advance during the inference,  $F_\beta$ -score effectively depends only on two parameters  $(TP, FP)$ . The corresponding loss function is defined as  $\Delta_{F_\beta} = 1 - F_\beta$ .

### Intersection Over Union ( $\Delta_{\cap/U}$ )

*Intersection Over Union* loss is mostly used in image processing tasks like image segmentation and object recognition and was used as performance measure in the Pascal Visual Object Classes Challenge. It is defined as  $1 - \text{area}(\mathbf{y}^* \cap \mathbf{y}) / \text{area}(\mathbf{y}^* \cup \mathbf{y})$ . We can easily interpret this value in case where the outputs  $\mathbf{y}^*, \mathbf{y}$  describe bounding boxes of pixels. The more the overlap of two boxes the smaller the loss value. In terms of contingency table this yields<sup>1</sup>

$$\Delta_{\cap/U} = 1 - \frac{TP}{(TP + FP + FN)}. \quad (24)$$

Since  $|\mathbf{y}^*| = TP + FN$ , the value  $\Delta_{\cap/U}$  effectively depends only on two parameters (instead of three). Moreover, unlike  $F_\beta$ -loss,  $\Delta_{\cap/U}$  defines a proper distance metric on sets.

### Label-Count Loss ( $\Delta_{LC}$ )

*Label-Count* loss is a performance measure which has been used for the task of binary image segmentation in computer vision and is given by

$$\Delta(\mathbf{y}^*, \mathbf{y}) = \frac{1}{M} \left| \sum_{i=1}^M y_i - \sum_{i=1}^M y_i^* \right|. \quad (25)$$

This loss function prevents assigning low energy to segmentation labelings with substantially different area

<sup>1</sup>Note that in case of the binary image segmentation, for example, we have a different interpretation of true and false positives. In particular, it holds  $TP + FN = P$ , where  $P$  is the number of positive entries in  $\mathbf{y}^*$ .

compared to the ground truth.

### Crossing Brackets Number/Rate ( $\Delta_{\#CB}, \Delta_{CBR}$ )

The Number of *Crossing Brackets* ( $\#CB$ ) is a measure which has been used to evaluate the performance in natural language parsing by computing the average of how many constituents in one tree  $\mathbf{y}$  cross over constituents boundaries in the other tree  $\mathbf{y}^*$ . The normalised version (by  $|\mathbf{y}|$ ) of this measure is called *Crossing Brackets (Recall) Rate*. Since the value  $|\mathbf{y}|$  is not known in advance the evaluation requires a further parameter for the size of  $\mathbf{y}$ .

### Bilingual Evaluation Understudy ( $\Delta_{BLEU}$ )

*Bilingual Evaluation Understudy* or for short *BLEU* is a measure which has been introduced to evaluate the quality of machine translations. It computes the geometric mean of the precision  $p_k = TP_k / (TP_k + FP_k)$  of  $k$ -grams of various lengths (for  $k = 1, \dots, K$ ) between a hypothesis and a set of reference translations multiplied by a factor  $BP(\cdot)$  to penalize short sentences according to

$$\Delta_{BLEU}(\mathbf{y}^*, \mathbf{y}) = 1 - BP(\mathbf{y}) \cdot \exp\left(\frac{1}{K} \sum_{k=1}^K \log p_k\right). \quad (26)$$

Note that  $K$  is a constant rendering the term  $M^{2K}$  a polynomial in  $M$ .

### Recall Oriented Understudy for Gisting Evaluation

( $\Delta_{ROUGE-K}, \Delta_{ROUGE-LCS}$ )

*Recall Oriented Understudy for Gisting Evaluation* or for short *ROUGE* is a measure which has been introduced to evaluate the quality of a summary by comparing it to other summaries created by humans. More precisely, for a given set of reference summaries  $Ref$  and a summary candidate  $X$ , ROUGE-K computes the percentage of  $k$ -grams from the reference summaries which appear in  $X$  according to

$$ROUGE-K(X, Ref) = \frac{\sum_{S \in Ref} \sum_{k \in k\text{-grams}(S)} \min\{\text{count}(k, X), \text{count}(k, S)\}}{\sum_{S \in Ref} \sum_{k \in k\text{-grams}(S)} \text{count}(k, S)} \quad (27)$$

where  $\text{count}(k, S)$  gives the number of occurrences of a  $k$ -gram  $k$  in a summary  $S$ . We can estimate an upper bound  $R$  on the image size of  $\mathbf{G}(\cdot)$  similarly to the derivation for the weighted Hamming distance above as  $M^D$  where  $D := |\text{grams}(Ref)|$  is the dimensionality of  $\mathbf{G}(\cdot)$ , that is, the number of unique  $k$ -grams occurring in the reference summaries. Note that we do not need to count grams which do not occur in the references.

Another version of ROIUGE (ROUGE-LCS) is based on the concept of the longest common subsequence (LCS). More precisely, for two summaries  $X$  and  $Y$ , we first compute  $LCS(X, Y)$ , the length of the LCS, which we then use to define some sort of precision and recall given by  $LCS(X, Y)/|X|$  and  $LCS(X, Y)/|Y|$ , respectively. The latter two are used to evaluate a corresponding  $F$ -measure, that

is,

$$\Delta_{ROUGE-LCS} = 1 - \frac{1}{|Ref|} \sum_{S \in Ref} \frac{(1 + \beta^2) P_{LCS(X, S)} \cdot R_{LCS(X, S)}}{\beta^2 P_{LCS(X, S)} + R_{LCS(X, S)}}. \quad (28)$$

That is, each dimension in  $\mathbf{G}(\cdot)$  is indexed by a summary  $S \in Ref$ . ROUGE-LCS (unlike ROUGE-K) is non decomposable.

## VI. RELATED WORKS

When we drop the requirement on the worst-case running time to be polynomially bounded, there is a plethora of exact algorithms which are still fast in practice [6]–[9]. Our focus in this paper, however, is on the exact MAP inference which on one hand has polynomial run-time guarantee, and on the other hand allows for models with global dependencies which can be expressed by means of global cardinality-like potentials. Note that the latter renders the treewidth of the resulting problem unbounded.

Several previous works address exact MAP inference with global factors in the context of SSVMs when optimising for non-decomposable loss functions. Joachims [25] proposed an efficient algorithm for a class of non-decomposable and multivariate performance measures including  $F_\beta$ -loss. However, the presented idea applies only to simple models when the corresponding mapping  $F$  in (2) decomposes into *non-overlapping* components (e. g. unary potentials).

Similar ideas based on introduction of auxiliary variables have been applied [26], [27] in order to stratify a belief propagation algorithm according to a special form of high order potentials in graphical models. More precisely, in case of binary-valued variables  $y_i \in \{0, 1\}$ , the authors consider the *cardinality potentials* which can be mapped to an instance of the margin scaling with *univariate* loss  $\eta(\mathbf{G}(\mathbf{y})) = \eta(\sum_i y_i)$ . For the tasks of sequence tagging and constituency parsing [14], [15] proposed an exact inference algorithm for the slack scaling formulation mainly corresponding to a decomposable compatibility  $F(\mathbf{y})$  and *univariate* dissimilarity measures  $\mathbf{G}(\mathbf{y}) = \sum_t \mathbb{1}[y_t^* \neq y_t]$  and  $\mathbf{G}(\mathbf{y}) = \#FP(\mathbf{y})$  (see Table I for details). In [1] the authors generalise this idea and provide a unified strategy to tackle non-decomposable loss functions.

In the current paper we revised the work in [1], generalised the target problem (Problem 1), and further extended the range of admissible applications beyond loss augmented inference for SSVMs. More precisely, we modified Problem 1 by allowing (almost<sup>6</sup>) arbitrary functional relationship between the energy of the model  $F$  (without the global factors) and the sufficient statistics  $\mathbf{G}$  of the global terms. We also demonstrated that this extension, which covers all the previous cases, is not of a pure theoretical interest by identifying another potential use case where the task is to evaluate a specific type of generalisation bound in structured learning (see Section VI). In particular, this case cannot be handled by the previous formulation. Furthermore, we identified another tractability

<sup>6</sup>See second assumption in Problem 1.

assumption on the mapping  $H$  (see second assumption in Problem 1) required by the resulting algorithm to find an optimal solution. In contrast, the previous formulation in [1] is restricted in a way how  $F$  and  $G$  can interact with each other (namely,  $F \odot \eta(G)$ ,  $\odot \in \{+, \cdot\}$ ) where this requirement automatically holds. We also formally clarify the limits of our approach by providing theoretical guarantees on the asymptotic running time of the corresponding algorithm..

## VII. CONCLUSION

The general task of MAP inference is ubiquitous in structured prediction and occurs in various contexts during the training, prediction, and post processing phase. Although the family of the corresponding problems can significantly vary in its precise shape a considerable number of its members shares the same unifying property that the information on the global variable interactions imposed by either a global factor or a global constraint can be locally propagated through the network by means of the dynamic programming (or message passing). We showed that the tractability assumption imposed by the junction tree algorithm on the model for the corresponding treewidth to be bounded is only a sufficient condition and can be further relaxed depending on the form of the global factors for an efficient exact inference. Like the junction tree algorithm, our approach is universal in a sense that its applicability does not explicitly depend on the graph structure of a corresponding model but rather on the intrinsic properties like treewidth and number of states of the auxiliary variables. Moreover, it leaves the global interactions between the energy of the underlying model and the sufficient statistics of the global terms largely unspecified.

### APPENDIX A PROOF OF THEOREM 1

*Proof.* We now show the correctness of the presented computations. For this purpose we first provide a semantic interpretation of messages as follows. Let  $C_i - C_j$  be an edge in a clique tree. We denote by  $\mathcal{F}_{\prec(i-j)}$  the set of clique factors  $f_{C_k}$  of the mapping  $F$  on the  $C_i$ -th side of the tree and by  $\mathcal{G}_{\prec(i-j)}$  a corresponding set of clique factors of the mapping  $G$ . Furthermore, we denote by  $\mathcal{V}_{\prec(i-j)}$  the set of all variables appearing on the  $C_i$ -th side but not in the set  $C_i \cap C_j$ . Intuitively, a message  $\mu_{C_i \rightarrow C_j}(\mathbf{y}_{C_i \cap C_j}, \mathbf{l})$  sent from a clique  $C_i$  to  $C_j$  corresponds to a sum of all factors contained in  $\mathcal{F}_{\prec(i-j)}$  which is maximised (for fixed values of  $\mathbf{y}_{C_i \cap C_j}$  and  $\mathbf{l}$ ) over the variables in  $\mathcal{V}_{\prec(i-j)}$  subject to the constraint  $\mathbf{l} = \sum_{\mathbf{g}_{C_k} \in \mathcal{G}_{\prec(i-j)}} \mathbf{g}_{C_k}(\mathbf{y}_{C_k})$ . That is, we define the following induction hypothesis

$$\begin{aligned} \mu_{C_i \rightarrow C_j}(\mathbf{y}_{C_i \cap C_j}, \mathbf{l}) = \\ \max_{\mathcal{V}_{\prec(i-j)}: \mathbf{l} = \sum_{\mathbf{g}_{C_k} \in \mathcal{G}_{\prec(i-j)}} \mathbf{g}_{C_k}(\mathbf{y}_{C_k})} \sum_{f_{C_k} \in \mathcal{F}_{\prec(i-j)}} f_{C_k}(\mathbf{y}_{C_k}). \end{aligned} \quad (29)$$

Now consider an edge  $(C_i - C_j)$  such that  $C_i$  is not a leaf. Let  $i_1, \dots, i_m$  be the neighboring cliques of  $C_i$  other than  $C_j$ . It follows from the running intersection property that  $\mathcal{V}_{\prec(i-j)}$  is a disjoint union of  $\mathcal{V}_{\prec(i_k-i)}$  for  $k = 1, \dots, m$  and the variables

$\mathbf{y}_{C_i \setminus C_j}$  eliminated at  $C_i$  itself. Similarly,  $\mathcal{F}_{\prec(i-j)}$  is the disjoint union of the  $\mathcal{F}_{\prec(i_k-i)}$  and  $\{f_{C_i}\}$ . Finally,  $\mathcal{G}_{\prec(i-j)}$  is the disjoint union of the  $\mathcal{G}_{\prec(i_k-i)}$  and  $\{\mathbf{g}_{C_i}\}$ . In the following, we abbreviate the term  $\mathcal{V}_{\prec(i_k-i)}: \mathbf{l}_{i_k} = \sum_{\mathbf{g} \in \mathcal{G}_{\prec(i_k-i)}} \mathbf{g}$  describing a range of variables in  $\mathcal{V}_{\prec(i_k-i)}$  subject to a corresponding equality constraint with respect to  $\mathbf{l}_{i_k}$  by  $\mathcal{V}_{\prec(i_k-i)}: \mathbf{l}_{i_k}$ . Thus, the right hand side of Eq. (29) is equal to

$$\begin{aligned} \max_{\mathbf{y}_{C_i \setminus C_j}} \max_{\{\mathbf{l}_{i_k}\}_{k=1}^m} \max_{\mathcal{V}_{\prec(i_1-i)}: \mathbf{l}_{i_1}} \cdots \max_{\mathcal{V}_{\prec(i_m-i)}: \mathbf{l}_{i_m}} \left( \sum_{f \in \mathcal{F}_{\prec(i_1-i)}} f \right) \\ + \cdots + \left( \sum_{f \in \mathcal{F}_{\prec(i_m-i)}} f \right) + f_{C_i} \end{aligned} \quad (30)$$

where in the second max we maximise over all configurations of  $\{\mathbf{l}_{i_k}\}_{k=1}^m$  subject to the constraint  $\sum_{k=1}^m \mathbf{l}_{i_k} = \mathbf{l} - \mathbf{g}_{C_i}(\mathbf{y}_{C_i})$ . Since all the corresponding sets are disjoint the term (30) is equal to

$$\begin{aligned} \max_{\mathbf{y}_{C_i \setminus C_j}, \{\mathbf{l}_{i_k}\}_{k=1}^m} f_{C_i} + \underbrace{\max_{\mathcal{V}_{\prec(i_1-i)}: \mathbf{l}_{i_1}} \left( \sum_{f \in \mathcal{F}_{\prec(i_1-i)}} f \right)}_{\mu_{C_{i_1} \rightarrow C_i}(\mathbf{y}_{C_{i_1} \cap C_i}, \mathbf{l}_{i_1})} + \\ \cdots + \underbrace{\max_{\mathcal{V}_{\prec(i_m-i)}: \mathbf{l}_{i_m}} \left( \sum_{f \in \mathcal{F}_{\prec(i_m-i)}} f \right)}_{\mu_{C_{i_m} \rightarrow C_i}(\mathbf{y}_{C_{i_m} \cap C_i}, \mathbf{l}_{i_m})} \end{aligned} \quad (31)$$

where again the maximisation over  $\{\mathbf{l}_{i_k}\}_{k=1}^m$  is subject to the constraint  $\sum_{k=1}^m \mathbf{l}_{i_k} = \mathbf{l} - \mathbf{g}_{C_i}(\mathbf{y}_{C_i})$ . Using the induction hypothesis in the last expression we get the right hand side of Eq. (7) proving the claim in Eq. (29).

Now look at Eq. (8). Using Eq. (29) and the fact that all involved sets of variables and factors for different messages are disjoint we conclude that the computed values  $\mu(\mathbf{l})$  corresponds to the sum of all factors  $f$  for the mapping  $F$  over the variables in  $\mathbf{y}$  which is maximised subject to the constraint  $G(\mathbf{y}) = \mathbf{l}$ . Therefore, by performing maximisation over all values  $\mathbf{l}$  according to Eq. (9) we get the optimal value of Problem 1.

By inspecting the formula for the message passing in Eq. (7) we conclude that the corresponding operations can be done in  $O(M \cdot N^{\tau+1} \cdot R^{\nu-1})$  time where  $\nu$  denotes the maximal number of neighbors of any clique node  $C_i$ . First, the summation in Eq. (7) involves  $|ne(C_i)|$  terms resulting in  $|ne(C_i)| - 1$  summation operations. Second, a maximisation is performed first over  $|C_i \setminus C_j|$  variables with a cost  $N^{|C_i \setminus C_j|}$ . This, however, is done for each configuration of  $\mathbf{y}_{C_i \cap C_j}$  where  $|C_i \setminus C_j| + |C_i \cap C_j| = |C_i| \leq \tau + 1$  resulting in  $N^{\tau+1}$ . Then a maximisation over  $\{\mathbf{l}_k\}$  costs additionally  $R^{|ne(C_i)|-2}$ . Together with possible values for  $\mathbf{l}$  it yields  $R^{\nu-1}$  where we upper bounded  $|ne(C_i)|$  by  $\nu$ . Therefore, sending a message for all possible configurations of  $(\mathbf{y}_{C_i \cap C_j}; \mathbf{l})$  on the edge  $C_i - C_j$  costs  $O(N^{\tau+1} \cdot (|ne(C_i)| - 1) \cdot R^{\nu-1})$  time. Finally, we need to do these operations for each edge  $(i, j) \in E$  in the clique tree. The resulting cost can be estimated as follows:  $\sum_{(i,j) \in E} N^{\tau+1} \cdot R^{\nu-1} \cdot (|ne(C_i)| - 1) =$

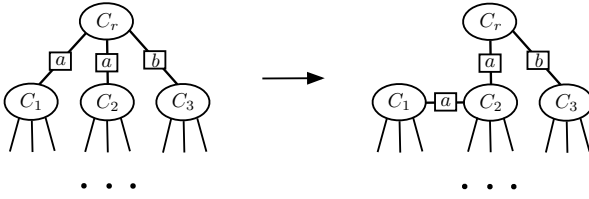


Fig. 5. Illustration of the reshaping procedure for a clique tree in the case where the condition  $\nu \leq 2^{\tau+2} - 4$  is violated.  $C_r$  is the root clique where a sepset  $a$  occurs at least two times. The number of neighbors of  $C_r$  can be reduced by removing the edge between  $C_1$  and  $C_r$  and attaching  $C_1$  to  $C_2$ . This way we can ensure that every node has at most one duplicate for every possible sepset. Furthermore, this procedure preserves the running intersection property.

$N^{\tau+1} \cdot R^{\nu-1} \sum_{(i,j) \in E} (|ne(C_i)| - 1) = N^{\tau+1} \cdot R^{\nu-1} \cdot |E| = N^{\tau+1} \cdot R^{\nu-1} \cdot (|V| - 1) \leq N^{\tau+1} \cdot R^{\nu-1} \cdot M$ , where  $V$  denotes the set of cliques nodes in the clique tree. Therefore, the total complexity is upper bounded by  $O(M \cdot N^{\tau+1} \cdot R^{\nu-1})$ .  $\square$

## APPENDIX B PROOF OF PROPOSITION 2

Assume we are given a clique tree with treewidth  $\tau$ . That is, every node in a clique tree has at most  $\tau + 1$  variables. Therefore, the number of all possible variable combinations for a sepset is given by  $2^{\tau+1} - 2$  where we exclude the empty set and the set containing all the variables in the corresponding clique.

Furthermore, we can deal with duplicates by rearranging the edges in the clique tree such that that for every sepset from the  $2^{\tau+1} - 2$  possibilities there is at most one duplicate resulting in  $2^{\tau+2} - 4$  possible sepsets. More precisely, we first choose a node having more than  $2^{\tau+2} - 4$  neighbors as root and then reshape the clique tree by propagating some of the neighbors towards the leaves as illustrated in Figure 5. Due to these procedure the maximal number of repetition for every sepset is upper bounded by 2.

$\square$

## REFERENCES

- [1] A. Bauer, S. Nakajima, and K. Müller, “Efficient exact inference with loss augmented objective in structured learning,” *IEEE Trans. Neural Netw. Learning Syst.*, vol. 28, no. 11, pp. 2566 – 2579, 2017.
- [2] D. Koller and N. Friedman, *Probabilistic Graphical Models: Principles and Techniques - Adaptive Computation and Machine Learning*. The MIT Press, 2009.
- [3] M. J. Wainwright and M. I. Jordan, “Graphical models, exponential families, and variational inference,” *Foundations and Trends in Machine Learning*, vol. 1, no. 1-2, pp. 1–305, 2008.
- [4] J. H. Kappes, B. Andres, F. A. Hamprecht, C. Schnörr, S. Nowozin, D. Batra, S. Kim, B. X. Kausler, T. Kröger, J. Lellmann, N. Komodakis, B. Savchynskyy, and C. Rother, “A comparative study of modern inference techniques for structured discrete energy minimization problems,” *International Journal of Computer Vision*, vol. 115, no. 2, pp. 155–184, 2015.
- [5] A. Bauer, S. Nakajima, N. Görnitz, and K.-R. Müller, “Partial optimality of dual decomposition for map inference in pairwise mrf’s,” in *Proc. 22nd AISTATS*, 2019.
- [6] B. Hurley, B. O’Sullivan, D. Allouche, G. Katsirelos, T. Schiex, M. Zytnicki, and S. de Givry, “Multi-language evaluation of exact solvers in graphical model discrete optimization,” *Constraints*, vol. 21, no. 3, pp. 413–434, 2016.
- [7] S. Haller, P. Swoboda, and B. Savchynskyy, “Exact map-inference by confining combinatorial search with LP relaxation,” in *Proceedings of the Thirty-Second AAAI Conference on Artificial Intelligence (AAAI-18), the 30th innovative Applications of Artificial Intelligence (IAAI-18), and the 8th AAAI Symposium on Educational Advances in Artificial Intelligence (EAAI-18), New Orleans, Louisiana, USA, February 2-7, 2018*, 2018, pp. 6581–6588.
- [8] B. Savchynskyy, J. H. Kappes, P. Swoboda, and C. Schnörr, “Global map-optimality by shrinking the combinatorial search area with convex relaxation,” in *Advances in Neural Information Processing Systems 26: 27th Annual Conference on Neural Information Processing Systems 2013. Proceedings of a meeting held December 5-8, 2013, Lake Tahoe, Nevada, United States.*, 2013, pp. 1950–1958.
- [9] J. H. Kappes, M. Speth, G. Reinelt, and C. Schnörr, “Towards efficient and exact map-inference for large scale discrete computer vision problems via combinatorial optimization,” in *2013 IEEE Conference on Computer Vision and Pattern Recognition, Portland, OR, USA, June 23-28, 2013*, 2013, pp. 1752–1758.
- [10] H. Bodlaender, “A tourist guide through treewidth,” *Acta Cybernetica*, vol. 11, no. 1–2, 1993.
- [11] B. Taskar, C. Guestrin, and D. Koller, “Max-margin markov networks,” in *Proc. 16th NIPS*, Dec. 2003, pp. 25–32.
- [12] I. Tsochantaridis, T. Joachims, T. Hofmann, and Y. Altun, “Large margin methods for structured and interdependent output variables,” *Journal of Machine Learning Research*, vol. 6, pp. 1453–1484, Sep. 2005.
- [13] T. Joachims, T. Hofmann, Y. Yue, and C.-N. Yu, “Predicting structured objects with support vector machines,” *Communications of the ACM, Research Highlight*, vol. 52, no. 11, pp. 97–104, Nov. 2009.
- [14] A. Bauer, N. Görnitz, F. Biegler, K. Müller, and M. Kloft, “Efficient algorithms for exact inference in sequence labeling svms,” *IEEE Trans. Neural Netw. Learning Syst.*, vol. 25, no. 5, pp. 870–881, 2014.
- [15] A. Bauer, M. L. Braun, and K. Müller, “Accurate maximum-margin training for parsing with context-free grammars,” *IEEE Trans. Neural Netw. Learning Syst.*, vol. 28, no. 1, pp. 44–56, 2017.
- [16] A. Bauer, S. Nakajima, N. Görnitz, and K. Müller, “Optimizing for measure of performance in max-margin parsing,” *IEEE Trans. Neural Netw. Learning Syst.*, pp. 1–5, 2019.
- [17] D. McAllester, “Generalization bounds and consistency for structured labeling,” in *Predicting Structured Data*, B. H. Gökhan, T. Hofmanns, B. Schölkopf, A. J. Smola, B. Taskar, and S. V. N. Vishwanathan, Eds. The MIT Press, 2006, p. 247262.
- [18] D. Batra, P. Yadollahpour, A. Guzmán-Rivera, and G. Shakhnarovich, “Diverse m-best solutions in markov random fields,” in *Computer Vision - ECCV 2012 - 12th European Conference on Computer Vision, Florence, Italy, October 7-13, 2012, Proceedings, Part V, 2012*, pp. 1–16.
- [19] A. Guzmán-Rivera, P. Kohli, and D. Batra, “Divmcuts: Faster training of structural svms with diverse m-best cutting-planes,” in *Proceedings of the Sixteenth International Conference on Artificial Intelligence and Statistics, AISTATS 2013, Scottsdale, AZ, USA, April 29 - May 1, 2013*, 2013, pp. 316–324.
- [20] C. M. Bishop, *Pattern Recognition and Machine Learning (Information Science and Statistics)*. Secaucus, NJ, USA: Springer-Verlag New York, Inc., 2006.
- [21] S. L. Lauritzen and D. J. Spiegelhalter, “Readings in uncertain reasoning.” San Francisco, CA, USA: Morgan Kaufmann Publishers Inc., 1990, ch. Local Computations with Probabilities on Graphical Structures and Their Application to Expert Systems, pp. 415–448.
- [22] S. Nowozin, P. V. Gehler, J. Jancsary, and C. H. Lampert, *Advanced Structured Prediction*. The MIT Press, 2014.
- [23] N. Komodakis, N. Paragios, and G. Tziritas, “MRF energy minimization and beyond via dual decomposition,” *IEEE Trans. Pattern Anal. Mach. Intell.*, vol. 33, no. 3, pp. 531–552, 2011.
- [24] A. M. Rush and M. Collins, “A tutorial on dual decomposition and lagrangian relaxation for inference in natural language processing,” *CoRR*, vol. abs/1405.5208, 2014.
- [25] T. Joachims, “A support vector method for multivariate performance measures,” in *Proc. 22nd ICML*, 2005, pp. 377–384.
- [26] D. Tarlow, K. Swersky, R. S. Zemel, R. P. Adams, and B. J. Frey, “Fast exact inference for recursive cardinality models,” in *Proc. 28th UAI*, 2012.
- [27] E. Mezuman, D. Tarlow, A. Globerson, and Y. Weiss, “Tighter linear program relaxations for high order graphical models,” in *Proc. of the 29th Conference on Uncertainty in Artificial Intelligence (UAI)*, 2013.
- [28] J. Höner, S. Nakajima, A. Bauer, K.-R. Müller, and N. Görnitz, “Minimizing trust leaks for robust Sybil detection,” in *Proceedings of the*

- 34th International Conference on Machine Learning, ser. Proceedings of Machine Learning Research, vol. 70. PMLR, 06–11 Aug 2017, pp. 1520–1528.
- [29] M. J. Wainwright, T. S. Jaakkola, and A. S. Willsky, “MAP estimation via agreement on trees: message-passing and linear programming,” *IEEE Trans. Information Theory*, vol. 51, no. 11, pp. 3697–3717, 2005.
- [30] V. Kolmogorov, “Convergent tree-reweighted message passing for energy minimization,” *IEEE Trans. Pattern Anal. Mach. Intell.*, vol. 28, no. 10, pp. 1568–1583, 2006.
- [31] V. Kolmogorov and M. J. Wainwright, “On the optimality of tree-reweighted max-product message-passing,” in *UAI '05, Proceedings of the 21st Conference in Uncertainty in Artificial Intelligence, Edinburgh, Scotland, July 26-29, 2005*, 2005, pp. 316–323.
- [32] D. Sontag, T. Meltzer, A. Globerson, T. S. Jaakkola, and Y. Weiss, “Tightening LP relaxations for MAP using message passing,” *CoRR*, vol. abs/1206.3288, 2012.
- [33] D. Sontag, “Approximate inference in graphical models using lp relaxations,” Ph.D. dissertation, Massachusetts Institute of Technology, Department of Electrical Engineering and Computer Science, 2010.
- [34] A. Nedic and A. E. Ozdaglar, “Approximate primal solutions and rate analysis for dual subgradient methods,” *SIAM Journal on Optimization*, vol. 19, no. 4, pp. 1757–1780, 2009.
- [35] K. M. Anstreicher and L. A. Wolsey, “Two “well-known” properties of subgradient optimization,” *Math. Program.*, vol. 120, no. 1, pp. 213–220, 2009.
- [36] D. Sontag, A. Globerson, and T. Jaakkola, “Introduction to dual decomposition for inference,” in *Optimization for Machine Learning*. MIT Press, 2011.
- [37] V. Kolmogorov and M. J. Wainwright, “On the optimality of tree-reweighted max-product message-passing,” *CoRR*, vol. abs/1207.1395, 2012.
- [38] J. Pearl, *Probabilistic reasoning in intelligent systems - networks of plausible inference*, ser. Morgan Kaufmann series in representation and reasoning. Morgan Kaufmann, 1989.
- [39] D. Bertsimas and J. N. Tsitsiklis, *Introduction to linear optimization*, ser. Athena scientific series in optimization and neural computation. Belmont (Mass.): Athena Scientific, 1997.
- [40] M. Grötschel, L. Lov’asz, and A. Schrijver, *Geometric algorithms and combinatorial optimization*, ser. Algorithms and combinatorics. Berlin, New York: Springer-Verlag, 1988.
- [41] P. L. Hammer, P. Hansen, and B. Simeone, “Roof duality, complementation and persistency in quadratic 0-1 optimization,” *Math. Program.*, vol. 28, no. 2, pp. 121–155, 1984.
- [42] J. Wang and S. Yeung, “A compact linear programming relaxation for binary sub-modular MRF,” in *Energy Minimization Methods in Computer Vision and Pattern Recognition - 10th International Conference, EMMCVPR 2015, Hong Kong, China, January 13-16, 2015. Proceedings*, 2014, pp. 29–42.
- [43] H. Everett, “Generalized lagrange multiplier method for solving problems of optimum allocation of resources,” *Operations Research*, vol. 11, no. 3, pp. 399–417, may 1963.
- [44] D. G. Luenberger, *Introduction to Linear and Nonlinear Programming*. Addison-Wesley, 1973.
- [45] M. M. Deza and M. Laurent, *Geometry of Cuts and Metrics*. Algorithms and Combinatorics, vol. 15. Springer, 1997.
- [46] T. Joachims, T. Hofmann, Y. Yue, and C. nam Yu, “Predicting structured objects with support vector machines,” *Communications of the ACM - Scratch Programming for All*, vol. 52, no. 11, pp. 97–104, Nov 2009.
- [47] S. Sarawagi and R. Gupta, “Accurate max-margin training for structured output spaces,” in *Proc. 25th ICML*, 2008, pp. 888–895.
- [48] T. Joachims, T. Finley, and C.-N. Yu, “Cutting-plane training of structural svms,” *Machine Learning*, vol. 77, no. 1, pp. 27–59, Oct. 2009.
- [49] B. Taskar, D. Klein, M. Collins, D. Koller, and C. D. Manning, “Max-margin parsing,” in *Proc. EMNLP*, Barcelona, Spain, Jul. 2004, pp. 1–8.
- [50] H. D. Iii and D. Marcu, “Learning as search optimization: Approximate large margin methods for structured prediction,” in *ICML*, 2005, pp. 169–176.
- [51] J. Lafferty, “Conditional random fields: Probabilistic models for segmenting and labeling sequence data,” in *ICML*. Morgan Kaufmann, 2001, pp. 282–289.
- [52] C. nam John Yu and T. Joachims, “Learning structural svms with latent variables,” in *ICML*, 2009, pp. 1169–1176.
- [53] W. Zhong, W. Pan, J. T. Kwok, and I. W. Tsang, “Incorporating the loss function into discriminative clustering of structured outputs,” *IEEE Transactions on Neural Networks and Learning Systems*, vol. 21, no. 10, pp. 1564–1575, Oct 2010.
- [54] G. Bakir, T. Hoffman, B. Schölkopf, A. J. Smola, B. Taskar, and S. V. N. Vishwanathan, *Predicting Structured Data*. The MIT Press, 2007.
- [55] C. H. Teo, S. V. N. Vishwanathan, A. J. Smola, and Q. V. Le, “Bundle methods for regularized risk minimization,” *Journal of Machine Learning Research*, vol. 11, pp. 311–365, 2010.
- [56] A. J. Smola, S. V. N. Vishwanathan, and Q. V. Le, “Bundle methods for machine learning,” in *Proc. 21st NIPS*, Vancouver, British Columbia, Canada, Dec. 2007, pp. 1377–1384.
- [57] M. Ranjbar, G. Mori, and Y. Wang, “Optimizing complex loss functions in structured prediction,” in *Proc. 11th ECCV*, Heraklion, Crete, Greece, Sep. 2010, pp. 580–593.
- [58] G. Rätsch and S. Sonnenburg, “Large scale hidden semi-markov svms,” in *Proc. 19 NIPS*, 2007, pp. 1161–1168.
- [59] D. Tarlow and R. S. Zemel, “Structured output learning with high order loss functions,” in *Proc. 15th AISTATS*, La Palma, Canary Islands, Apr. 2012, pp. 1212–1220.
- [60] D. J. Spiegelhalter and S. L. Lauritzen, “Sequential updating of conditional probabilities on directed graphical structures,” *Networks*, vol. 20, no. 5, pp. 579–605, 1990.
- [61] G. D. Forney, “The viterbi algorithm,” in *Proc IEEE*, vol. 61, 1973, pp. 268–278.
- [62] B. Taskar, V. Chatalbashev, D. Koller, and C. Guestrin, “Learning structured prediction models: a large margin approach,” in *Proc. 22nd ICML*, Bonn, Germany, Aug. 2005, pp. 896–903.
- [63] J. E. Kelley, “The cutting-plane method for solving convex programs,” *Journal of the Society for Industrial and Applied Mathematics*, vol. 8, no. 4, pp. 703–712, 1960.
- [64] L. Sheng, Z. Binbin, C. Sixian, L. Feng, and Z. Ye, “Approximated slack scaling for structural support vector machines in scene depth analysis,” *Mathematical Problems in Engineering*, 2013.
- [65] A. Kulesza and F. Pereira, “Structured learning with approximate inference,” in *Proc. 20th NIPS*, Dec. 2007, pp. 785–792.
- [66] T. Finley and T. Joachims, “Training structural SVMs when exact inference is intractable,” in *Proc. 25th ICML*, 2008, pp. 304–311.
- [67] S. Lacoste-Julien, M. Jaggi, M. W. Schmidt, and P. Pletscher, “Block-coordinate frank-wolfe optimization for structural svms,” in *Proc. 30th ICML*, Jun. 2013, pp. 53–61.
- [68] O. Meshi, D. Sontag, T. S. Jaakkola, and A. Globerson, “Learning efficiently with approximate inference via dual losses,” in *Proc. 27th ICML*, Jun. 2010, pp. 783–790.
- [69] P. Balamurugan, S. K. Shevade, and S. Sundararajan, “A simple label switching algorithm for semisupervised structural svms,” *Neural Computation*, vol. 27, no. 10, pp. 2183–2206, 2015.
- [70] S. K. Shevade, P. Balamurugan, S. Sundararajan, and S. S. Keerthi, “A sequential dual method for structural svms,” in *Proceedings of the Eleventh SIAM International Conference on Data Mining, SDM 2011, April 28-30, 2011, Mesa, Arizona, USA*, 2011, pp. 223–234.
- [71] S. Shalev-Shwartz and T. Zhang, “Stochastic dual coordinate ascent methods for regularized loss,” *Journal of Machine Learning Research*, vol. 14, no. 1, pp. 567–599, Feb. 2013.
- [72] V. Srikumar and C. D. Manning, “Learning distributed representations for structured output prediction,” in *Proc. 27th NIPS*, Dec. 2014, pp. 3266–3274.
- [73] M. Chang, D. Goldwasser, D. Roth, and V. Srikumar, “Discriminative learning over constrained latent representations,” in *Proc. 11th NAACL HLT*, Jun. 2010, pp. 429–437.
- [74] C. Sauper and R. Barzilay, “Automatically generating wikipedia articles: A structure-aware approach,” in *Proc. 47th ACL and 4th IJCNLP*, Aug. 2009, pp. 208–216.
- [75] D. Klein and C. D. Manning, “Accurate unlexicalized parsing,” in *Proc. 41st ACL*, Sapporo, Japan, Jul. 2003, pp. 423–430.
- [76] D. Tarlow, I. E. Givoni, and R. S. Zemel, “Hop-map: Efficient message passing with high order potentials,” in *Proc. 13th AISTATS*, 2010.
- [77] J. J. McAuley and T. S. Caetano, “Faster algorithms for max-product message-passing,” *Journal of Machine Learning Research*, vol. 12, pp. 1349–1388, Apr. 2011.
- [78] Q. Mao, I. W. Tsang, and S. Gao, “Objective-guided image annotation,” *IEEE Trans. Image Processing*, vol. 22, no. 4, pp. 1585–1597, 2013.
- [79] A. M. Rush and M. Collins, “A tutorial on dual decomposition and lagrangian relaxation for inference in natural language processing,” *Journal of Artificial Intelligence Research*, vol. 45, pp. 305–362, 2012.

- [80] M. Collins, “Discriminative training methods for hidden markov models: Theory and experiments with perceptron algorithms,” in *Proc. EMNLP*, Jul. 2002.
- [81] N. Bodenstab, A. Dunlop, K. B. Hall, and B. Roark, “Beam-width prediction for efficient context-free parsing,” in *Proc. 49th ACL*, Jun. 2011, pp. 440–449.
- [82] T. H. Cormen, C. E. Leiserson, R. L. Rivest, and C. Stein, *Introduction to Algorithms, 3rd Edition*. MIT Press, 2009.
- [83] E. Charniak, “Statistical parsing with a context-free grammar and word statistics,” in *Proc. 40th National Conference on Artificial Intelligence and 9th Innovative Applications of Artificial Intelligence*, Jul. 1997, pp. 598–603.
- [84] M. Collins, “A new statistical parser based on bigram lexical dependencies,” in *Proc. 34th ACL*, 1996, pp. 184–191.
- [85] M. Johnson, S. Geman, S. Canon, Z. Chi, and S. Riezler, “Estimators for stochastic unification-based grammars,” in *Proc. 37th ACL*, 1999, pp. 535–541.
- [86] M. Collins and T. Koo, “Discriminative reranking for natural language parsing,” *Computational Linguistics*, vol. 31, no. 1, pp. 25–70, 2005.
- [87] M. Johnson, “Joint and conditional estimation of tagging and parsing models,” in *Proc. 39th ACL and 10th EACL*, Jul. 2001, pp. 314–321.
- [88] S. Geman and M. Johnson, “Dynamic programming for parsing and estimation of stochastic unification-based grammars,” in *Proc. 40th ACL*, Jul. 2002, pp. 279–286.
- [89] S. Clark and J. R. Curran, “Parsing the WSJ using CCG and log-linear models,” in *Proc. 42nd ACL*, Barcelona, Spain, Jul. 2004, pp. 103–110.
- [90] R. M. Kaplan, S. Riezler, T. H. King, J. T. M. III, A. Vasserman, and R. S. Crouch, “Speed and accuracy in shallow and deep stochastic parsing,” in *Proc. HLT-NAACL*, 2004, pp. 97–104.
- [91] M. Collins, “Parameter estimation for statistical parsing models: Theory and practice of distribution-free methods,” in *Proc. 7th International Workshop on Parsing Technologies*, Beijing, China, Oct. 2001.
- [92] C. D. Manning and H. Schütze, *Foundations of Statistical Natural Language Processing*. Cambridge, MA: The MIT Press, 1999.
- [93] M. Johnson, “PCFG models of linguistic tree representations,” *Computational Linguistics*, vol. 24, no. 4, pp. 613–632, 1998.
- [94] D. H. Younger, “Recognition and parsing of context-free languages in time  $n^3$ ,” *Information and Control*, vol. 10, no. 2, pp. 189–208, 1967.
- [95] M. Collins, “Head-driven statistical models for natural language parsing,” *Computational Linguistics*, vol. 29, no. 4, pp. 589–637, 2003.
- [96] Y. Tsuruoka and J. Tsujii, “Iterative CKY parsing for probabilistic context-free grammars,” in *Proc. 1st IJCNLP*, Hainan Island, China, Mar. 2004, pp. 52–60.
- [97] D. Klein and C. D. Manning, “A\* parsing: Fast exact viterbi parse selection,” in *Proc. HLT-NAACL*, 2003, pp. 119–126.
- [98] X. Carreras, M. Collins, and T. Koo, “TAG, dynamic programming, and the perceptron for efficient, feature-rich parsing,” in *Proc. 12th CoNLL*, Manchester, UK, Aug. 2008, pp. 9–16.
- [99] A. M. Rush, R. Reichart, M. Collins, and A. Globerson, “Improved parsing and POS tagging using inter-sentence consistency constraints,” in *Proc. EMNLP-CoNLL*, Jeju Island, Korea, Jul. 2012, pp. 1434–1444.
- [100] S. B. Cohen, G. Satta, and M. Collins, “Approximate PCFG parsing using tensor decomposition,” in *Proc. NAACL HLT*, Atlanta, Georgia, USA, Jun. 2013, pp. 487–496.
- [101] S. B. Cohen and M. Collins, “Tensor decomposition for fast parsing with latent-variable PCFGs,” in *Proc. 25th NIPS*, Nevada, USA, Dec. 2012, pp. 2528–2536.
- [102] R. M. Kaplan and J. Bresnan, “Lexical-functional grammar: A formal system for grammatical representation,” in *The Mental Representation of Grammatical Relations*. Cambridge, MA: The MIT Press, 1982.
- [103] C. Pollard and I. A. Sag, *Head-Driven Phrase Structure Grammar*, ser. Studies in Contemporary Linguistics. The University of Chicago Press, 1994.
- [104] E. Charniak, “A maximum-entropy-inspired parser,” in *6th Applied Natural Language Processing Conference, ANLP 2000, Seattle, Washington, USA, April 29 - May 4, 2000*, 2000, pp. 132–139.
- [105] A. K. Joshi, “Tree adjoining grammars: how much context-sensitivity is required to provide reasonable structural descriptions?” in *Natural Language Parsing*. Cambridge University Press, 1985.
- [106] A. K. Joshi, L. S. Levy, and M. Takahashi, “Tree adjunct grammars,” *Journal of Computer and System Sciences*, vol. 10, no. 1, pp. 136–163, 1975.
- [107] D. J. Weir and A. K. Joshi, “Combinatory categorial grammars: Generative power and relationship to linear context-free rewriting systems,” in *Proc. 26th ACL*, New York, USA, Jun. 1988, pp. 278–285.
- [108] N. Chomsky, *The logical structure of linguistic theory*. MIT Humanities Library, 1955.
- [109] —, *Syntactic Structures*. The Hague: Mouton, 1957.
- [110] S. Petrov, L. Barrett, R. Thibaux, and D. Klein, “Learning accurate, compact, and interpretable tree annotation,” in *Proc. COLING-AACL*, Sydney, Australia, Jul. 2006, pp. 433–440.
- [111] S. Petrov and D. Klein, “Improved inference for unlexicalized parsing,” in *Proc. HLT-NAACL*, Rochester, New York, Apr. 2007, pp. 404–411.
- [112] J. S. Heemskerck, “A probabilistic context-free grammar for disambiguation in morphological parsing,” in *Proc. EACL*, 1993, pp. 183–192.
- [113] E. Charniak, *Statistical Language Learning*. Cambridge, MA: The MIT Press, 1993.
- [114] L. R. Rabiner, “A tutorial on hidden markov models and selected applications in speech recognition,” in *Proceedings of the IEEE*, Feb 1989, pp. 257–286.
- [115] M. P. Marcus, G. Kim, M. A. Marcinkiewicz, R. MacIntyre, A. Bies, M. Ferguson, K. Katz, and B. Schasberger, “The penn treebank: Annotating predicate argument structure,” in *Human Language Technology, Proceedings of a Workshop held at Plainsboro, New Jersey, USA, March 8-11, 1994*, 1994.
- [116] R. Gupta, A. A. Diwan, and S. Sarawagi, “Efficient inference with cardinality-based clique potentials,” in *Machine Learning, Proceedings of the Twenty-Fourth International Conference (ICML 2007), Corvallis, Oregon, USA, June 20-24, 2007*, 2007, pp. 329–336.
- [117] A. Bordes, L. Bottou, P. Gallinari, and J. Weston, “Solving multiclass support vector machines with larank,” in *Proc. 24th ICML*, Corvallis, Oregon, USA, Jun. 2007, pp. 89–96.
- [118] N. D. Ratliff, J. A. Bagnell, and M. Zinkevich, “(approximate) subgradient methods for structured prediction,” in *Proceedings of the Eleventh International Conference on Artificial Intelligence and Statistics, AISTATS 2007, San Juan, Puerto Rico, March 21-24, 2007*, 2007, pp. 380–387.
- [119] —, “(Approximate) subgradient methods for structured prediction,” in *Proc. 11th AISTATS*, San Juan, Puerto Rico, Mar. 2007, pp. 380–387.
- [120] B. Taskar, S. Lacoste-Julien, and M. I. Jordan, “Structured prediction, dual extragradient and bregman projections,” *Journal of Machine Learning Research*, vol. 7, pp. 1627–1653, 2006.
- [121] D. Gusfield, “Sensitivity analysis for combinatorial optimization,” Ph.D. dissertation, May 1980.
- [122] V. Kolmogorov, Y. Boykov, and C. Rother, “Applications of parametric maxflow in computer vision,” in *IEEE 11th International Conference on Computer Vision, ICCV 2007, Rio de Janeiro, Brazil, October 14-20, 2007*, 2007, pp. 1–8.
- [123] Y. Lim, K. Jung, and P. Kohli, “Efficient energy minimization for enforcing label statistics,” *IEEE Trans. Pattern Anal. Mach. Intell.*, vol. 36, no. 9, pp. 1893–1899, 2014.
- [124] M. Ranjbar, A. Vahdat, and G. Mori, “Complex loss optimization via dual decomposition,” in *2012 IEEE Conference on Computer Vision and Pattern Recognition, Providence, RI, USA, June 16-21, 2012*, 2012, pp. 2304–2311.
- [125] N. Komodakis and N. Paragios, “Beyond pairwise energies: Efficient optimization for higher-order mrf’s,” in *2009 IEEE Computer Society Conference on Computer Vision and Pattern Recognition (CVPR 2009), 20-25 June 2009, Miami, Florida, USA, 2009*, pp. 2985–2992.
- [126] T. Fawcett, “An introduction to ROC analysis,” *Pattern Recognition Letters*, vol. 27, no. 8, pp. 861–874, 2006.
- [127] M. Everingham, S. M. A. Eslami, L. J. V. Gool, C. K. I. Williams, J. M. Winn, and A. Zisserman, “The pascal visual object classes challenge: A retrospective,” *International Journal of Computer Vision*, vol. 111, no. 1, pp. 98–136, 2015.
- [128] K. Papineni, S. Roukos, T. Ward, and W. Zhu, “Bleu: a method for automatic evaluation of machine translation,” in *Proceedings of the 40th Annual Meeting of the Association for Computational Linguistics, July 6-12, 2002, Philadelphia, PA, USA., 2002*, pp. 311–318.
- [129] C.-Y. Lin, “Rouge: A package for automatic evaluation of summaries,” in *Proc. ACL workshop on Text Summarization Branches Out*, July 25-26 2004.
- [130] D. Koller, “Probabilistic relational models,” in *Inductive Logic Programming, 9th International Workshop, ILP-99, Bled, Slovenia, June 24-27, 1999, Proceedings*, 1999, pp. 3–13.
- [131] B. Taskar, P. Abbeel, and D. Koller, “Discriminative probabilistic models for relational data,” *CoRR*, vol. abs/1301.0604, 2013.
- [132] M. Richardson and P. M. Domingos, “Markov logic networks,” *Machine Learning*, vol. 62, no. 1-2, pp. 107–136, 2006.
- [133] J. J. McAuley and T. S. Caetano, “Exploiting within-clique factorizations in junction-tree algorithms,” in *Proceedings of the Thirteenth International Conference on Artificial Intelligence and Statistics, AISTATS 2010, Chia Laguna Resort, Sardinia, Italy, May 13-15, 2010*, 2010, pp. 525–532.

- [134] V. Chandrasekaran, N. Srebro, and P. Harsha, “Complexity of inference in graphical models,” *CoRR*, vol. abs/1206.3240, 2012.
- [135] —, “Complexity of inference in graphical models,” in *UAI 2008, Proceedings of the 24th Conference in Uncertainty in Artificial Intelligence, Helsinki, Finland, July 9-12, 2008*, 2008, pp. 70–78.
- [136] C. Rother, V. Kolmogorov, and A. Blake, “‘grabcut’: interactive foreground extraction using iterated graph cuts,” *ACM Trans. Graph.*, vol. 23, no. 3, pp. 309–314, 2004.
- [137] Y. Boykov and M. Jolly, “Interactive graph cuts for optimal boundary and region segmentation of objects in N-D images,” in *ICCV*, 2001, pp. 105–112.
- [138] Y. Boykov and O. Veksler, “Graph cuts in vision and graphics: Theories and applications,” in *Handbook of Mathematical Models in Computer Vision*, 2006, pp. 79–96.
- [139] V. Kolmogorov and R. Zabih, “What energy functions can be minimized via graph cuts?” *IEEE Trans. Pattern Anal. Mach. Intell.*, vol. 26, no. 2, pp. 147–159, 2004.
- [140] J. Bento and A. Montanari, “Which graphical models are difficult to learn?” *CoRR*, vol. abs/0910.5761, 2009.
- [141] A. Binder, K. Müller, and M. Kawanabe, “On taxonomies for multi-class image categorization,” *International Journal of Computer Vision*, vol. 99, no. 3, pp. 281–301, 2012.
- [142] K. Müller, S. Mika, G. Rätsch, K. Tsuda, and B. Schölkopf, “An introduction to kernel-based learning algorithms,” *IEEE Trans. Neural Networks*, vol. 12, no. 2, pp. 181–201, 2001.
- [143] D. Rey and M. Neuhäuser, “Wilcoxon-signed-rank test,” in *International Encyclopedia of Statistical Science*, 2011, pp. 1658–1659.
- [144] Y. H. Wu, Y. T. Liu, H. Chang, Y. Liao, and H. Chang, “Early-pruned k-best sphere decoding algorithm based on radius constraints,” in *Proceedings of IEEE International Conference on Communications, ICC 2008, Beijing, China, 19-23 May 2008*, 2008, pp. 4496–4500.