

Efficient Training of Deep Classifiers for Wireless Source Identification using Test SNR Estimates

Xingchen Wang, *Student Member, IEEE*, Shengtai Ju, *Student Member, IEEE*, Xiwen Zhang, *Student Member, IEEE*, Sharan Ramjee, *Student Member, IEEE*, and Aly El Gamal, *Senior Member, IEEE*

Abstract—We study efficient deep learning training algorithms that process received wireless signals, if a test Signal to Noise Ratio (SNR) estimate is available. We focus on two tasks that facilitate source identification: 1- Identifying the modulation type, 2- Identifying the wireless technology and channel in the 2.4 GHz ISM band. For benchmarking, we rely on recent literature on testing deep learning algorithms against two well-known datasets. We first demonstrate that using training data corresponding only to the test SNR value leads to dramatic reductions in training time while incurring a small loss in average test accuracy, as it improves the accuracy for low SNR values. Further, we show that an erroneous test SNR estimate with a small positive offset is better for training than another having the same error magnitude with a negative offset. Secondly, we introduce a greedy training SNR Boosting algorithm that leads to uniform improvement in accuracy across all tested SNR values, while using a small subset of training SNR values at each test SNR. Finally, we demonstrate the potential of bootstrap aggregating (Bagging) based on training SNR values to improve generalization at low test SNR values with scarcity of training data.

I. INTRODUCTION

DEEP learning can potentially become an essential part in the design of next generation wireless networks, because of the difficulty of modeling their environments as well as the small time scale of wireless communications that allows for rapidly collecting large datasets. More specifically, deep learning algorithms will be strong candidates for autonomous communication systems that require little computational and control overhead, and form an intelligent understanding of the spectrum, which starts with the basic task of identifying the source(s) of transmission for a given received wireless signal.

Recognizing the modulation type of a received signal is important for interference source identification, and for reducing control overhead by enabling frequent modulation and coding scheme adaptation to the changing environment. In [1] and [2], a synthetic dataset based on the GNU Radio software package was introduced to initiate the investigation of deep neural network algorithms that are suitable for recognizing one out of 10 modulation types, including both analog and digital types. In [3], multiple architectures were presented that deliver state of the art accuracy results for this synthetic dataset. In [4], fast training algorithms for these architectures were studied, and promising results were presented.

In [5], the problem of channel identification in the 2.4 GHz ISM band was considered through a synthetic dataset that

the authors introduced. The dataset contains received signals corresponding to 15 different channels of WiFi, Bluetooth, and ZigBee. Efficient training algorithms for this problem were investigated in [6]. Also, in [7], an experimental framework for machine-learning-based channel identification using Berkeley TelosB sensorboards was studied.

In this work, we demonstrate the feasibility of effective and fast training of deep classifiers for wireless source identification tasks, in presence of a good test SNR estimate. We use the aforementioned datasets to validate the proposed methods and obtained insights. The contributions of this work can be summarized as follows: 1) We improve the preliminary results on training SNR selection of [4] and [6], obtained through training with only the test SNR value, which constitutes only 5% of available training data. We show that the training time can be reduced by more than 30x, while incurring minimal loss in average accuracy. Further, the accuracy at low SNR values noticeably increases when using SNR selection. It is important to note that in practice, the SNR value can frequently undergo small changes, and hence, it is important to understand design guidelines for deep learning training algorithms in presence of erroneous test SNR estimates, which motivates our next contribution. 2) We study the sensitivity of obtained results to test SNR estimation errors. We show that if we can only estimate a test SNR range, it is better to train with optimistic estimates. It is worth mentioning here that the impact of other estimation imperfections like erroneous sample rate and center frequency estimates, on the outcome of deep modulation classifiers have been investigated in [8]. 3) We present a training SNR Boosting algorithm that identifies a small set of training SNR values that lead to the best accuracy for every given test SNR. Not only does it lead to faster training, but the identified training set through SNR Boosting is shown to consistently deliver superior performance to training with all available data. 4) We investigate the potential of training SNR Bootstrap Aggregating (Bagging) by demonstrating significant performance improvements through reducing the generalization error in presence of low SNR and scarce training data. We note that the effect of the SNR on the testing accuracy of supervised classifiers has been investigated in [8] and [7] for the considered tasks. Further, in these works, it is shown that the number of samples per packet and quantization error are important factors that contribute to the needed training time for a given accuracy guarantee. However, the distinguishing aspect of this work is investigating how knowledge about the test SNR can be useful in choosing the training set such that both the training time and classification accuracy are optimized.

X. Wang, S. Ju, X. Zhang, S. Ramjee, and A. El Gamal are with the Department of Electrical and Computer Engineering, Purdue University, West Lafayette, IN, USA. Email: {wang2930, ju10, zhan2977, sramjee, elgamala}@purdue.edu.

TABLE I: Architectures for Modulation Classification (MC) and Channel Identification (CI). The convolutional layers column indicates the number of kernels and their size for each layer. The dense layers column indicates the input and output size of each layer. The LSTM column indicates the number of recurrent cells. The last column indicates the number of residual stacks.

Architecture	Activation Functions	Convolutional Layers	Dense Layers	LSTM	R-Stacks
CNN (MC)	ReLU, Softmax	256 3 * 1, 80 3 * 2	10560 * 256, 256 * 10		
ResNet (MC)	ReLU, SeLU, Softmax		128 * 128, 128 * 128, 128 * 10		5
CLDNN (MC)	ReLU, Softmax	256 3 * 1, 256 3 * 2, 80 3 * 1, 80 3 * 1	50 * 256, 256 * 10	50	
CNN-1 (CI)	ReLU, Softmax	256 3 * 1, 256 3 * 2	31744 * 1024, 1024 * 15		
CNN-2 (CI)	ReLU, Softmax	256 3 * 1, 256 3 * 1	32768 * 1024, 1024 * 15		
ResNet (CI)	ReLU, Softmax		128 * 128, 128 * 128, 128 * 15		5
CLDNN (CI)	ReLU, Softmax	256 3 * 1, 256 3 * 2	31744 * 1024 (before LSTM), 512 * 256, 256 * 15	256 (2-dim)	

TABLE II: Average accuracy and training times with best performing architectures for each task.

Architecture	Training data type	Accuracy (%)	Time per epoch (s)	Number of epochs	Training time (s)
ResNet (MC)	Single SNR	60.46	1.00	49.65	49.65
	All SNR	63.00	27.50	48.00	1320.00
CNN (CI)	Single SNR	90.19	0.98	34.52	33.84
	All SNR	89.69	22.02	12.00	264.24

II. PROBLEM SETUP

Problem Description: Given a received signal, our goal is to maintain a high classification accuracy while driving the total training time as low as possible for computational efficiency¹. We consider two classification tasks: 1- Identifying one out of 10 modulation types for the RadioML2016.10b dataset of [1]. 2- Identifying one out of 15 channels for the channel identification dataset of [5]. Both datasets are synthetic and based on simulating random channel and hardware imperfections, that are difficult to model in closed form, and the descriptions of the random generators of these imperfections are available in [1] and [5]. Also, the noise model for both datasets is an Additive White Gaussian Noise (AWGN) model.

Considered Training Algorithms: We consider the following three training scenarios: (a) Training with all available data. (b) Training only with data of the same SNR value as a test SNR estimate. (c) Training with a selected subset of available data corresponding to specific SNR values, which are determined through an SNR Boosting algorithm.

Modulation Classification: Ten widely used modulation types are chosen; eight digital and two analog. The modulation types are listed in the confusion matrix of Figure 8. The dataset consists of 160,000 sample vectors; each consisting of 128 2-dimensional (real and imaginary) samples, taken every 1 μ s from a baseband received signal, with a modulation rate of 8 samples per symbol. The sampling rate for this dataset is typically around 6 times the Nyquist rate as illustrated in [4].

Channel Identification: We have 225,225 sample vectors for 15 classes. There are 10 1 MHz wide Bluetooth channels with center frequencies in the range 2422-2431 MHz, spaced every 1 MHz. Also, there are three 20 MHz wide WiFi channels with center frequencies of 2422, 2427, and 2432 MHz. Finally, there are two 2 MHz wide Zigbee channels with center frequencies 2425 and 2430 MHz. For WiFi, the Physical Layer Mode is varied between CCK, PBCC, and OFDM. For Bluetooth, the Transport Mode is varied between ACL, SCO, and eSCO. For Zigbee, the ACK-frame is used. Each sample vector consists of 128 I/Q samples, corresponding to 12.8 μ s, and the captured band is 2421.5-2431.5 MHz. The I/Q samples of each sample vector are also transformed into the frequency domain by using the Fast Fourier Transform, as we have found this transformation to deliver better results than using time-domain data. For example, at 0 dB, it results in an accuracy increase with single SNR training from 94.78% to 99.72%. We believe that this is because it facilitates identifying the channel through the occupied frequency range. Both datasets are split equally among all classes and SNR values from -20 dB to 18 dB for modulation classification and to 20 dB for channel identification, and a step size of 2 dB.

III. DEEP NEURAL NETWORK ALGORITHMS

We consider three different architecture types: A Convolutional Neural Network (CNN), Residual Network (ResNet), and a Convolutional Long Short-term Deep Neural Network (CLDNN). The key motivations for our choice of architectures is to exploit the powerful advantage of parameter sharing available when using convolutional kernels and the ability of Long Short-Term Memory (LSTM) cells to capture temporal corre-

¹Code available at <https://codeocean.com/capsule/7188167/tree/v1> (modulation classification) and <https://codeocean.com/capsule/0a545fca-d0c3-410b-bc37-f253e585ac39/tree> (channel identification)

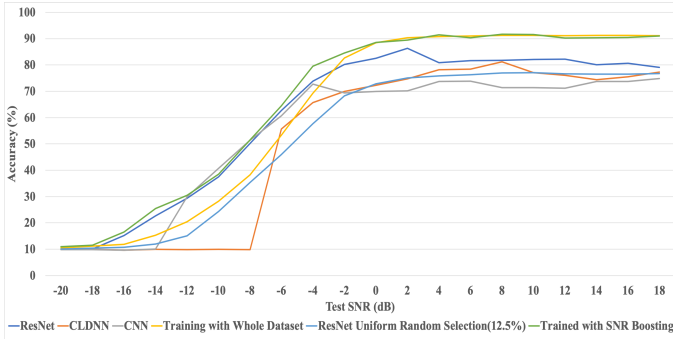


Fig. 1: Single SNR Selection with Considered Architectures and SNR boosting (ResNet) for Modulation Classification (ResNet is used for "Training with Whole Dataset").

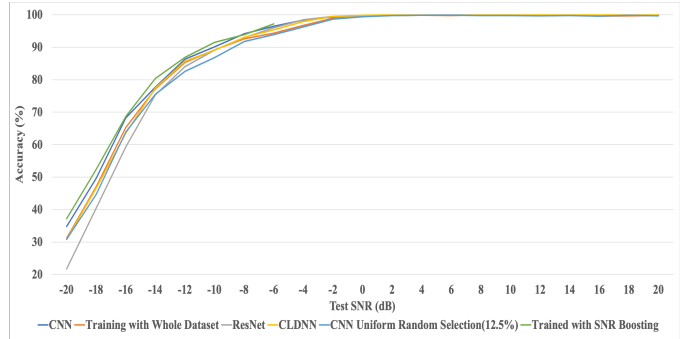


Fig. 2: Single SNR Selection with Considered Architectures and SNR boosting (CNN) for Channel Identification (CNN is used for "Training with Whole Dataset").

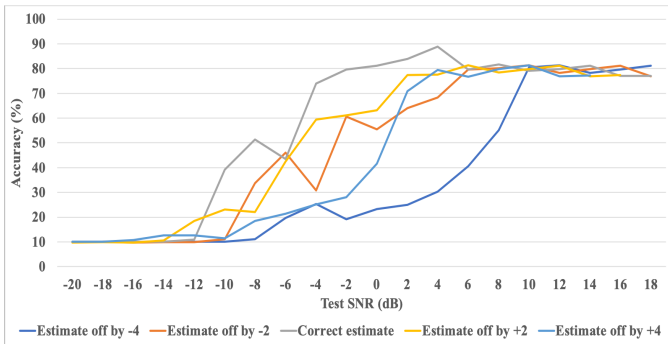


Fig. 3: ResNet SNR Sensitivity for Modulation Classification.

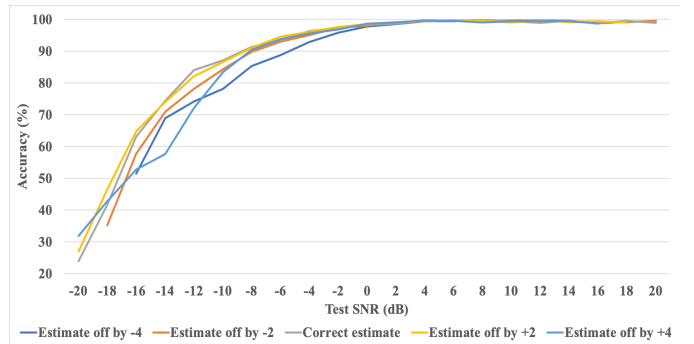


Fig. 4: SNR Sensitivity with CNN for Channel Identification.

lations in long sequences (see [9, Chapters 9-10]). Further, ResNets can enhance generalization by allowing for stable optimization of deeper networks through shortcut connections. We used a GPU server with a Tesla P100 GPU and 16 GB of memory, and the optimization algorithms specified in [4], [6].

Modulation Classification: The CNN consists of two convolutional layers by first having $256 \ 3 \times 1$ kernels, and then $80 \ 3 \times 2$ kernels. The two dense layers have sizes of 1024×256 and 256×10 , respectively. Note that we chose the smallest kernels that led to good performance to reduce training computational cost, and that the choice of more kernels in earlier layers emanates from the assumption that higher-level patterns - found in deeper layers - are fewer than lower-level ones. Activation functions used in the CNN are ReLU for hidden layers and Softmax for the output layer (see [9, Chapter 6] for rationale). The ResNet architecture used for single SNR selection contains three residual stacks. A residual stack consists of the following: a 1-D convolutional layer with kernel size 1 and linear activation function followed by a batch normalization layer; after batch normalization, two residual units are added, and finally, a max pooling layer is added. Note that linear activations in deeper networks are specially beneficial as they guide the parameter optimization towards a lower dimensional subspace (see [9, Chapter 6]). The residual unit contains two convolutional layers with kernel size 5, each followed by a batch normalization layer. The first convolutional layer in the residual unit uses ReLU activation

while the second uses a linear activation function. A shortcut unit is added for the residual unit connecting the beginning and the end. The ResNet architecture used in our boosting algorithm has five residual stacks with the exact same setup just mentioned. The dimension of the first dense layer for our 3-stack ResNet is 512 and the dimension of the first dense layer for our 5-stack ResNet is 128. It is important to note here that we chose a deeper and narrower ResNet for boosting, as this can greatly enhance generalization when training is aided by an external process that provides side information about the right hyperparameter space to restrict the search to (see [9, Chapters 6 and 7] for more details). The ResNet dense layers have Scaled Exponential Linear Unit (SeLU) activation. ResNet stack architectures are inspired by popular choices that proved to be successful for multiple applications (see e.g., [10]). For the CLDNN, the LSTM layer follows all convolutional layers, and precedes all dense layers (see [9, Chapter 10]). The position of this layer is chosen to create a *summary* of features learned from applying convolution.

Channel Identification: For the CNN used for single SNR selection, a dropout layer is added after the second convolutional layer. The output is then reshaped and fed to a fully connected layer followed by ReLU and another dropout layer. For SNR boosting, batch normalization is applied after each convolutional layer, and the dropout layer after the second convolution layer is removed. Note that the extra dropout layers for SNR selection are needed for improving generalization

due to the smaller training set. Also, reducing regularization by removing a dropout layer for boosting is intuitive as the boosting algorithm can guide the training procedure towards a smaller space of possible parameter settings. The CNN architectures used for single SNR selection and SNR Boosting are labeled CNN-1 and CNN-2 in Table I, respectively. The ResNet used for channel identification has five residual stacks. The residual stacks are similar to those used for modulation classification, but both convolutional layers in a residual unit have ReLU activations. For the CLDNN, one dense layer succeeds convolutional layers and precedes the LSTM layer, and the other two dense layers follow the LSTM layer.

IV. RESULTS

Single SNR Selection for Modulation Classification:

When training with a perfect test SNR estimate, we observe from Figure 1 that the accuracy is typically higher than using the whole training set at low SNR values, and lower at high SNR values. The average accuracy suffers from a slight drop as illustrated in Table II. The intuition behind the low SNR improved performance is that when training with the whole dataset, the network focuses on patterns irrelevant to the noisy regime corresponding to the test SNR. As we are using 5% of the training dataset, the training time is reduced by 25-35x (roughly on average 27x for ResNet and CNN, and 35x for CLDNN). In the table, an *epoch* refers to a complete pass over the training set while feeding the example batches (see [9, Chapter 8]). The training time reduction is typically larger than the reduction in size of the training set, and hence training all *single SNR classifiers* would require less time than training a single classifier with the whole dataset. Further, these single SNR classifiers can be trained independently in parallel. This can be beneficial in practical scenarios where online training and calibration are frequently needed using fresh data. We also observe from Figure 1 that when using a larger portion of 12.5% of the training dataset, but uniformly distributed across all SNR values, the test accuracy is uniformly (at all test SNR values) lower than the single SNR selection strategy.

We restrict our attention to the ResNet for the remaining experiments since it was found to deliver the best performance. In order to determine the training SNR selection strategy when the test SNR estimate can only specify a range of values, we tested the impact of training with an SNR that is lower/upper than the true value by 2 and 4 dB. As shown in Figure 3, the optimistic estimate is almost always better to train with.

Single SNR Selection for Channel Identification: Identical observations to the modulation classification task hold, with the following exceptions: 1- Starting from test SNR of 0 dB, we obtain almost perfect classification accuracy, and hence, the stated observations are evident only at lower test SNR values. We believe that this difference is due to the easier classification task, and not a result of the higher sampling rate, because while the sampling rate for channel identification is the Nyquist rate for WiFi signals that occupy the whole considered 10 MHz bandwidth, the sampling rate for modulation classification is above the Nyquist rate as illustrated in Section II. 2- The CNN architecture outperforms

the considered others, and hence, aside from single SNR selection using perfect estimates, we restrict our attention to this architecture. 3- The penalty incurred due to an inaccurate test SNR estimate used exclusively for training is not as significant as that of the modulation classification task.

Algorithm 1 SNR Boosting Algorithm

Input: Target SNR

Output: Selected Training SNR List

```

while Accuracy increase > 1 and remaining SNR list not empty
do
  for single SNR in remaining SNR list do
    append single SNR training data to current set (without
      updating current set), train model, and evaluate on
      validation set
    if current accuracy > previous accuracy then
      appending SNR = single SNR
  if accuracy improvement then
    add appending SNR to selected training SNR list
    remove appending SNR from remaining SNR list
    set Accuracy increase

```

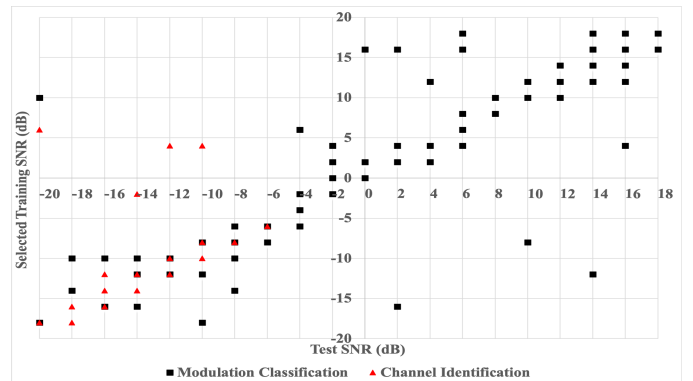


Fig. 5: SNR Set Selected by Boosting Algorithm.

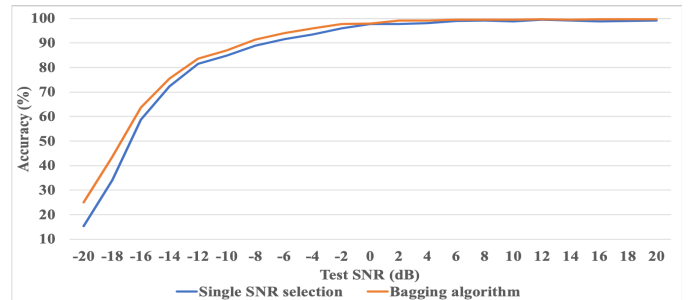


Fig. 6: Bagging using 5% of one SNR training set size.

SNR Boosting: The SNR Boosting Algorithm is shown in Algorithm 1. The validation set, consisting of 20% of the set available for training, is used only for the selection of the training SNR values, and is later added back to the training set, when using these values to construct it. As observed in Figures 1 and 2, training with the selected SNR set improves

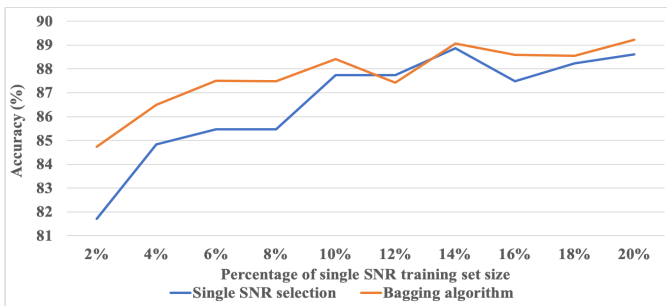


Fig. 7: Bagging at -10 dB for Channel Identification.

the model’s performance. With the selected SNR set from our SNR boosting algorithm, the obtained accuracy is uniformly higher than - or very close to - that obtained when using the whole dataset. The training time is reduced significantly as the set typically consists of 3-5 SNR values, out of 20, for modulation classification, and 1-3 SNR values, out of 21, for low test SNR channel identification. The SNR values selected for training are marked in Figure 5. For low SNR values, it is rarely the case that training with significantly higher SNR values is beneficial; this may explain the good performance of SNR selection at low SNR, since in this regime, all the training data needed for good performance has high noise levels, and hence, only a small subset - corresponding to the test SNR value - suffices to achieve that performance. We further observe from the confusion matrices in Figure 8 how at the high test SNR value of 8 dB, one extra training SNR value (10 dB) can lead to significant performance improvement by resolving the confusion between the QAM16/QAM64 classes. We finally observe from Figure 1 and Figure 8 that although the accuracy obtained through training with the whole dataset and the boosting set is similar, the errors emanate from confusions between different class pairs, suggesting the potential for better performance through other - potentially non-greedy - boosting algorithms, which we will investigate in future work.

V. DISCUSSION

SNR Bagging: To improve generalization performance, we implemented a bootstrap aggregating (Bagging) algorithm that relies on training three identical models using independently and uniformly sampled training sets from the sets corresponding to the test SNR value as well as the two adjacent values. During inference, we hold a vote among the three models. We compare the test accuracy to that obtained by single SNR selection using a training set of the same size. We observe from Figures 6 and 7 that noticeable improvements in test accuracy are obtained for channel identification for smaller training sets and lower SNR values. We believe that generalization becomes a dominant factor in determining the learning performance in presence of a scarcity of data that carries clear patterns.

Larger Datasets: We performed the single SNR selection and sensitivity studies using the larger RadioML2018.01A dataset, that was first used in [11], and has 24 modulation types corresponding to both synthetic and over-the-air received samples, and 1024 samples per input vector. The ResNet of Table I was used with slight modifications to accommodate

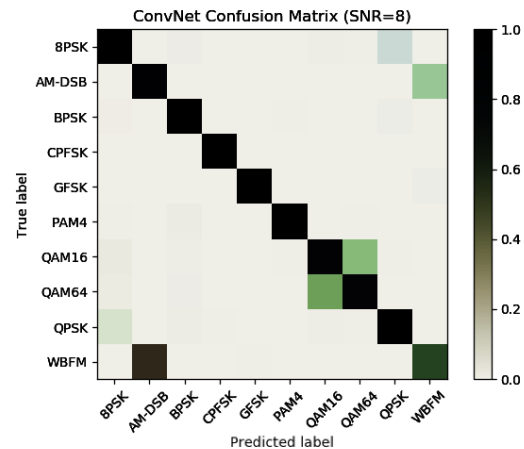


Fig. 8: Confusion matrices at 8 dB for modulation classification (ResNet). Different levels of red, green, and blue are used for representing the confusion matrix when training with: a) whole dataset, b) single SNR, and c) SNR Boosting, respectively. Note that the QAM16/QAM64 confusion is mostly present for a) and b) (green + red), while the QPSK/8PSK confusion is mostly present for b) and c) (green + blue).

the new dimensions. Similar insights were obtained, which demonstrate the generality of our conclusions. Specifically, we found the conclusions related to the superior relative performance at low SNR for SNR selection, as well as the superior performance of positive erroneous estimates to hold.

REFERENCES

- [1] T. O’Shea and N. West, “Radio machine learning dataset generation with GNU radio,” in *Proc. GNU Radio Conference*, 2016.
- [2] T. O’Shea, J. Corgan, and T. Clancy, “Convolutional radio modulation recognition networks,” in *Proc. International Conference on Engineering Applications of Neural Networks*, 2016.
- [3] X. Liu, D. Yang, and A. El Gamal, “Deep neural network architectures for modulation classification,” in *Proc. Asilomar Conference on Signals, Systems, and Computers*, 2017.
- [4] S. Ramjee, S. Ju, D. Yang, X. Liu, A. El Gamal, and Y. C. Eldar, “Fast deep learning for automatic modulation classification,” *IEEE Machine Learning For Communications Emerging Technologies Initiative*, 2018.
- [5] M. Schmidt, D. Block, and U. Meier, “Wireless interference identification with convolutional neural networks,” in *Proc. IEEE 15th International Conference on Industrial Informatics (INDIN)*. IEEE, 2017, pp. 180–185. [Online]. Available: <https://crawdad.org/owl/interference/20180925/>
- [6] X. Zhang, T. Seyfi, S. Ju, S. Ramjee, A. El Gamal, and Y. C. Eldar, “Deep learning for interference identification: Band, training SNR, and sample selection,” in *Proc. IEEE International Workshop on Signal Processing Advances in Wireless Communications*, 2019.
- [7] S. Grimaldi, A. Mahmood, and M. Gidlund, “Real-time interference identification via supervised learning: Embedding coexistence awareness in IoT devices,” *IEEE Access*, vol. 7, pp. 835–850, 2019.
- [8] S. C. Hauser, W. C. Headley, and A. J. Michaels, “Signal detection effects on deep neural networks utilizing raw IQ for modulation classification,” in *Proc. IEEE Military Communications Conference (MILCOM)*, 2017.
- [9] I. Goodfellow, Y. Bengio, and A. Courville, “Deep learning,” *MIT Press*, 2016.
- [10] K. He, X. Zhang, S. Ren, and J. Sun, “Deep residual learning for image recognition,” *2016 IEEE Conference on Computer Vision and Pattern Recognition (CVPR)*, Jun 2016. [Online]. Available: <http://dx.doi.org/10.1109/CVPR.2016.90>
- [11] T. O’Shea, T. Roy, and T. Clancy, “Over-the-air deep learning based radio signal classification,” *IEEE Journal of Selected Topics in Signal Processing*, vol. 12, pp. 168–179, 2018.