

Future Prospects for the Minimal Supersymmetric Standard Model

Shehu AbdusSalam^{*1}, Safura S. Barzani¹, Mohammadreza Noormandipour^{1,2}

¹ Department of Physics, Shahid Beheshti University, Tehran 19839, Islamic Republic of Iran

² DAMTP, University of Cambridge, Wilberforce Road, Cambridge, CB3 0WA, UK

Abstract

Experimental collaborations for the large hadron collider conducted many and various searches for supersymmetry. In the absence of signals, lower limits were put on sparticle masses but usually within frameworks with (over-) simplifications relative to the entire indications by supersymmetry models. For complementing current interpretations of experimental bounds we introduce a 30-parameters version of the R-parity conserving minimal supersymmetric standard model (MSSM-30). Using a sample of the MSSM-30 which is in harmony with cold dark matter, flavour and precision electroweak constraints, we explicitly show the prospects for assessing neutralino candidate dark matter in contrast to future collider searches for supersymmetry. MSSM regions which are beyond reach with respect to neutralino direct detection experiments could be probed by future colliders.

1. Introduction

The Standard Model (SM) of particle physics successfully explains the phenomena observed in the strong, electromagnetic and weak interactions of fundamental particles. The most recent sets of collider experiments confirm and complete the SM, especially with the discovery of a neutral scalar particle near 125 GeV [1,2] at the large hadron collider (LHC). The SM however suffers the problem concerning weak scale naturalness or, equivalently, that the Higgs boson mass is not stable to radiative corrections. It also could not explain major astrophysical observations such as the dark matter relic abundance of our universe. Supersymmetry (SUSY) provides a mathematically attractive theoretical frame for building models beyond the SM (BSM). The theory is built on a well-motivated extension of the Poincare symmetry in quantum field theory by a new space-time symmetry with interesting phenomenological consequences. With SUSY, the presence of a fermionic partner is predicted for each SM bosonic particle and vice versa. There are SUSY models without [3] sparticle which we do not address. The SUSY theory can be used to explain physics phenomena beyond the SM. These include the naturalness problem and the absence of a credible dark matter candidate within the SM. As such the search for SUSY signatures is an important aim for collider and dark matter search experiments.

The R-parity conserving minimal supersymmetric standard model (MSSM) has been analysed thoroughly from various phenomenological perspectives (see e.g. [4–10] and experimental results [11–14,16–27,35]). In the light of low energy observables the model is not strongly constrained to a particular spectrum or feature due to its large (more than hundred) number of free parameters. A possible strong constraint is anticipated within the Higgs sector if one requires that the scalar mass be stable to radiative corrections. A success for the theory was the discovery of Higgs boson with mass around 125 GeV. But there is not any evidence for supersymmetry from LHC and other experiments. Model independent limits on visible cross-sections for particular supersymmetry processes are published from the experiments. These can be used for interpreting the experimental results within various supersymmetry models in order to derive implications. The interpretations within simplified models [28] and specific SUSY-breaking models push sparticle masses well into the TeV or multi-TeV regions. There is need to complement this result by assessing the full-fledged MSSM in the light of current data. Establishing the fate of MSSM

^{*} email: abdussalam@sbu.ac.ir

with respect to experiments requires detailed explorations of its parameter space. Experiences in support of this can be found within the phenomenological MSSM (pMSSM) [29–40]. Here we highlight one.

Just before LHC commissioning, the expectations with respect to SUSY was an imminent discovery of supersymmetric particles to be within reach of early operation of the machine. That was because of earlier conclusions based on specific SUSY-breaking assumptions. However the global fit analyses of pMSSM [31, 33] showed in an unambiguous manner that the contrary should be expected – a multi-TeV scalar top-quark and Higgs boson around 125 GeV. The results were silent or ambiguous concerning the other sparticles. We consider these to be success for the pMSSM.

Learning from the pMSSM success, it is interesting to develop an MSSM phenomenological framework to complement those used for collider and SUSY-based particle dark matter search experiments. The advantageous main guiding principles include the following. First, a maximal coverage of the MSSM free parameters with minimal dependence on the physics or mechanisms of SUSY-breaking. The SUSY spectra to be used for collider and dark matter search experiments should not conflict with other low-energy physics observations and limits such as from flavour physics results. According to these an MSSM framework with 30 free parameters (MSSM-30) was developed [41] by systematically turning on CP- and flavour-violating parameters. With such SUSY phenomenology platform, collider and dark matter search experiment results can be interpreted using MSSM-30 spectra which are in accord with low-energy constraints related to electroweak physics, B-physics, dipole moment of leptons and the cold dark matter particle relic density measurements.

The pMSSM robust preference for approximately 3 TeV scalar top-quark mass [33, 42] and flavour physics supports for BSM physics at/beyond multi-TeV scale are indications that new particles discovery at the LHC could be very difficult or impossible. There are already considerations for searches at energy scales significantly beyond the high-energy LHC [43]. There are conceptual designs for colliding proton-proton, electron-positron or electron-proton beams over different life phases of a single machine or from separate experimental collaborations. Besides the energy-frontier facilities, there are effort in search for neutralino DM from astro-particle experiments (see e.g. [44]). In this article we introduce MSSM-30 as a new phenomenological framework for studies related to future experiments in search for SUSY. The MSSM-30 scenarios are most likely already beyond reach at the LHC but in harmony with other constraints from dark matter and flavour-physics related experimental results. As a starting point we assess the MSSM-30 posterior sample from [41] by using the future circular collider software (FCCSW) frame [45] at 100 TeV centre of mass proton-proton collision energy. We also analyse the current status and future prospects for the MSSM-30 spectra with respect to limits from search for neutralino DM. In the next section we review the construction of the 30-parameters MSSM. This is followed by description of the simulations and analyses of the MSSM-30 sample. The article ends with an outlook and discussions section.

2. The 30-parameters MSSM

The MSSM has more than 100 free parameters for representing SUSY-breaking. The challenge of confronting these with data lead to the development of various kinds of well-motivated SUSY-breaking models with few/several free parameters [46–49]. These are used for comparing SUSY with LHC results. Here the approach is for a broad SUSY-breaking independent survey of parameters in compatibility with other constraints (such as limits on flavour and CP violations) to cut down the number of free MSSM parameters. This is achieved by imposing minimal flavour violation (MFV) [50–54] on the MSSM. The flavour-violating SUSY-breaking interactions are expressed in basis which emphasises their transformation properties under the approximate global flavour symmetries. As such we associate a power of the small symmetry-breaking size to the MSSM flavour-changing interactions in a way consistent with the known flavour-changes of the SM. Counting the suppression by the global flavour symmetry-breaking parameter ranks their size and hence gives a parameter-selection procedure, wherein one neglects all terms beyond a given fixed order [50–55]. This is the procedure used for developing [41]: a 24-parameter

MSSM-24, which works at the lowest nontrivial order; a 30-parameter MSSM-30 which we use set to promote in this article; and a 42-parameter Adams' model, MSSM-42.

An important advantage of the procedure above is the ability to strengthen (or weaken) the MFV parameter-selection prescription at will to exclude more (or fewer) flavour-violating interactions, simply by changing the order in the global flavour symmetry breaking that is to be neglected. This is to be contrasted with the procedure of setting all off-diagonal mass terms to zero by hand once and for all, as is done for the pMSSM. The systematic explorations of these models should provide a better way for quantitative assessments regarding whether SUSY is yet disfavoured by current data, the extent to which it is, or assessments concerning the prospects of SUSY discovery/exclusion with future experimental facilities. Further, from a bottom-up perspective, choosing to work within a few-parameters framework has the potential that some physics that may be important can be lost. For example, moving from the few-parameters constrained MSSM (CMSSM) to the 20-parameter pMSSM, as in [31, 33], changed the favoured masses of the Higgs boson and the scalar top-quark to 119-128 GeV and order 3 TeV respectively. That was at a time where such heavy masses were considered impossible within the traditional CMSSM. Another example is: by setting the off-diagonal mass terms to zero within the pMSSM frame, certain diagrams that contribute to flavour changing decays will be lost by construction. There are a lot of interesting studies to be addressed within the MFV-MSSMs which one could hope to return to. In this article we concentrate on the MSSM-30 as a framework for assessing prospects of SUSY at some selected future facilities.

2.1 The MSSM-30 construction

For completeness we first provide a brief summary of the pMSSM and then the MSSM-30 construction. For both, the goal is to develop the criterion for excluding flavour-changing and CP-violating interactions. This is achieved for the pMSSM by making the following choices:

- R -parity conservation;
- absence of flavour-violating interactions (when renormalised at TeV scales);
- degenerate masses and negligible Yukawa couplings for the 1st/2nd generation sfermions;
- absence of CP-violating interactions beyond those from the SM CKM matrix;
- lightest neutralino should be the lightest SUSY particle (LSP) and should be a thermal relic.

This leads to a 19-parameters model which captures well the MSSM's lightest CP-even Higgs sector. However some of these choices are ultimately *ad-hoc* even if well-motivated. Some of the above selections were inspired by MFV considerations but non of them is derived from it.

The MFV hypothesis [50–53] relates the small size of flavour-violating effects to approximate symmetries. Accordingly the starting point is to identify the large group, G , of flavour symmetries that the SM respects when all Yukawa couplings are set to zero. It is based on the assumption that only spurion fields proportional to the SM Yukawa couplings break the symmetries, G . Promoting the SM Yukawa couplings to spurions automatically generates the GIM [56] cancellations required by observations once loop effects are included. Applying this to the MSSM will mean that low-scale MSSM flavour couplings can be reconstructed entirely out of appropriate powers of the SM Yukawa coupling matrices, $Y_{U,D,E}$ and MSSM SUSY-breaking terms can be expanded as series of the G -invariant spurion factors [50–55, 57, 58]:

$$\begin{aligned}
(M_Q^2)_{ij} &= M_Q^2 \left[\delta_{ij} + b_1(Y_U^\dagger Y_U)_{ij} + b_2(Y_D^\dagger Y_D)_{ij} + c_1\{(Y_D^\dagger Y_D Y_U^\dagger Y_U)_{ij} + H.c.\} + \dots \right], \\
(M_U^2)_{ij} &= M_U^2 \left[\delta_{ij} + b_3(Y_U Y_U^\dagger)_{ij} + \dots \right], \\
(M_D^2)_{ij} &= M_D^2 \left[\delta_{ij} + [Y_D(b_6 + b_7 Y_U^\dagger Y_U) Y_D^\dagger]_{ij} + \dots \right], \\
(M_L^2)_{ij} &= M_L^2 \left[\delta_{ij} + b_{13}(Y_E^\dagger Y_E)_{ij} + \dots \right], \\
(M_E^2)_{ij} &= M_E^2 \left[\delta_{ij} + b_{14}(Y_E Y_E^\dagger)_{ij} + \dots \right],
\end{aligned} \tag{1}$$

and

$$\begin{aligned}
(A'_E)_{ij} &= a_E \left[\delta_{ij} + b_{15}(Y_E^\dagger Y_E)_{ij} + \dots \right], \\
(A'_U)_{ij} &= a_U \left[\delta_{ij} + b_9(Y_U^\dagger Y_U)_{ij} + b_{10}(Y_D^\dagger Y_D)_{ij} + \dots \right], \\
(A'_D)_{ij} &= a_D \left[\delta_{ij} + b_{11}(Y_U^\dagger Y_U)_{ij} + b_{12}(Y_D^\dagger Y_D)_{ij} + c_6(Y_D^\dagger Y_D Y_U^\dagger Y_U)_{ij} + \dots \right].
\end{aligned} \tag{2}$$

Here the MSSM trilinear scalar couplings take the form $(A_{E,U,D})_{ij} = (A'_{E,U,D} Y_{E,U,D})_{ij}$ and i, j run over the family indices 1, 2, 3. These soft SUSY-breaking parameters are set at the TeV scale. Since this is the energy scale which the experiments under consideration seek to probe, we avoid setting the parameters at higher energy scales such the gauge couplings unification scale. The series are not infinite due to the Cayley-Hamilton identities for 3×3 matrices. Therefore there will be a finite number of the coefficients b_k and c_k (finite $k = 1, 2, 3, 4, \dots$). Generically, for such series expansions of the matrices the values with the coefficients can take will span many orders of magnitude. This is where the power of the MFV hypothesis lies, see e.g. [52–55]. It stipulates that all the b_k and c_k must be of order unity. That way, all small numbers suppressing flavour changes will solely come from Yukawa matrices factors. Now, ad-hocly setting $b_k = c_k = 0$ will be a crude way to truncate the MSSM parameters to a flavour-blind set with 14 free parameters. The sfermion masses within each family will be degenerate. Alleviating the degeneracy to only the 1st/2nd generations then gives the 19-parameter pMSSM. Instead of the truncation by hand, the MSSM parameters can be reduced by using the approximate global flavour symmetry by dropping terms smaller than a particular fixed order in small mixing angles (like the Cabibbo angle).

Such a systematic approach for selecting MSSM parameters have been prescribed in [55]. The counting rule make use of the hierarchical structure along the off-diagonal terms of the Yukawa matrices in terms of the Cabibbo angle, $\lambda = \sin \theta_{CB} \simeq 0.23$ to make a new complete basis vectors with a closed algebra under multiplication:

$$\begin{aligned}
X_1 &= \delta_{3i} \delta_{3j}, & X_2 &= \delta_{2i} \delta_{2j}, & X_3 &= \delta_{3i} \delta_{2j}, & X_4 &= \delta_{2i} \delta_{3j}, \\
X_5 &= \delta_{3i} V_{3j}, & X_6 &= \delta_{2i} V_{2j}, & X_7 &= \delta_{3i} V_{2j}, & X_8 &= \delta_{2i} V_{3j}, \\
X_9 &= V_{3i}^* \delta_{3j}, & X_{10} &= V_{2i}^* \delta_{2j}, & X_{11} &= V_{3i}^* \delta_{2j}, & X_{12} &= V_{2i}^* \delta_{3j}, \\
X_{13} &= V_{3i}^* V_{3j}, & X_{14} &= V_{2i}^* V_{2j}, & X_{15} &= V_{3i}^* V_{2j}, & X_{16} &= V_{2i}^* V_{3j}.
\end{aligned} \tag{3}$$

The basis vectors are all of order one since each has at least one entry of order unity. This way each the MFV parameters, in the X_k basis, can be associated with an order in λ depending on what coefficients come with it in the soft SUSY-breaking terms. And once the accuracy of calculations is chosen in the form $\mathcal{O}(\lambda^n)$, $n = 1, 2, \dots$, then some of the terms in the SUSY-breaking mass or couplings can be systematically discarded from the expansion expressed in the X_k basis.

The prescription above stems from the observation that in Eq.(1) and Eq.(2) after the reduction of the infinite series into few terms via Cayley-Hamilton identities, large pieces of terms such as $(Y_U^\dagger Y_U)_{ij}^2$ and $(Y_U^\dagger Y_U)_{ij}$ are proportional to $V_{3i}^* V_{3j}$ where V is the CKM matrix. Next to this large pieces, relatively smaller terms proportional to $V_{2i}^* V_{2j}$ follows. So in the SUSY-breaking mass or trilinear coupling expressions $V_{3i}^* V_{3j}$ and $V_{2i}^* V_{2j}$ can be used as basis vectors, which appear with coefficients of order one and $y_c^2 \sim \lambda^8$ respectively, instead of $(Y_U^\dagger Y_U)_{ij}^2$ and $(Y_U^\dagger Y_U)_{ij}$. Similarly, $(Y_D^\dagger Y_D)_{ij}$ and $(Y_D^\dagger Y_D)_{ij}^2$ can be replaced by $\delta_{i3}^* \delta_{j3}$ and $\delta_{i2}^* \delta_{j2}$ with order y_b^2 and y_s^2 coefficients respectively. Here δ_{ij} represents the unit matrix in family space. This procedure leads to a 42-parameter Adams' model, MSSM-42 [41], by dropping order $\lambda^6 \sim 10^{-4}$ terms from the soft SUSY-breaking masses and couplings in Eq.(1) and

Eq.(2). The complete MSSM parameters for this are:

$$\begin{aligned}
\widetilde{M}_1 &= e^{\phi_1} M_1, & \widetilde{M}_2 &= e^{\phi_2} M_2, & M_3, & \widetilde{\mu} = e^{\phi_\mu} \mu, & M_A, & \tan \beta, \\
M_Q^2 &= \tilde{a}_1 \mathbf{1} + x_1 X_{13} + y_1 X_1 + y_2 X_5 + y_2^* X_9, \\
M_U^2 &= \tilde{a}_2 \mathbf{1} + x_2 X_1, \\
M_D^2 &= \tilde{a}_3 \mathbf{1} + y_3 X_1 + w_1 X_3 + w_1^* X_4, \\
M_L^2 &= \tilde{a}_6 \mathbf{1} + y_6 X_1, \\
M_E^2 &= \tilde{a}_7 \mathbf{1} + y_7 X_1, \\
A_E &= \tilde{a}_8 X_1 + w_5 X_2, \\
A_U &= \tilde{a}_4 X_5 + y_4 X_1 + w_2 X_6, \\
A_D &= \tilde{a}_5 X_1 + y_5 X_5 + w_3 X_2 + w_4 X_4.
\end{aligned} \tag{4}$$

Since the SUSY-breaking mass parameters are Hermitian then $\tilde{a}_{1-3,6,7} > 0$, and $x_1, x_2, y_1, y_3, y_6, y_7$ must be real while the other coefficients can be complex. Here M_1, M_2, M_3 are gaugino mass parameters with the first two allowed to be complex by turning on the CP-violating phases ϕ_1, ϕ_2 . $\phi_\mu, \mu, M_A, \tan \beta$ are the MSSM Higgs/Higgsino sector parameters.

Working to order $\mathcal{O}(\lambda^4) \sim \mathcal{O}(10^{-3})$, only only $x_{1-2}, y_1, y_3, y_6, y_7 \in \mathbb{R}$ and $\tilde{a}_{4,5,8}, y_{4-5} \in \mathbb{C}$ from Eq.(4) remains, making the MSSM-30 with the following parametrisation:

$$\begin{aligned}
\widetilde{M}_1 &= e^{\phi_1} M_1, & \widetilde{M}_2 &= e^{\phi_2} M_2, & M_3, & \widetilde{\mu} = e^{\phi_\mu} \mu, & M_A, & \tan \beta, \\
M_Q^2 &= \tilde{a}_1 \mathbf{1} + x_1 X_{13} + y_1 X_1, \\
M_U^2 &= \tilde{a}_2 \mathbf{1} + x_2 X_1, \\
M_D^2 &= \tilde{a}_3 \mathbf{1} + y_3 X_1, \\
M_L^2 &= \tilde{a}_6 \mathbf{1} + y_6 X_1, \\
M_E^2 &= \tilde{a}_7 \mathbf{1} + y_7 X_1, \\
A_E &= \tilde{a}_8 X_1, \\
A_U &= \tilde{a}_4 X_5 + y_4 X_1, \\
A_D &= \tilde{a}_5 X_1 + y_5 X_5.
\end{aligned} \tag{5}$$

Similarly the number of MSSM parameters can be further reduce to 24 at $\mathcal{O}(\lambda^3) \sim \mathcal{O}(10^{-2})$. Using the symmetry approach described, the MFV MSSM parametrisation cannot be reduced to the 19 parameters of the pMSSM. Ideally one would like to reduce the even further but this we cannot do. MSSM-24 is the minimal set one can obtain. It is however possible to define a minimal extension of the CMSSM *by hand* with: $\phi_1 = \phi_2 = 0$, $\tilde{a}_1 = \tilde{a}_2 = \tilde{a}_3 = \tilde{a}_6 = \tilde{a}_7 = m_0$, $Re(\tilde{a}_8) = Re(\tilde{a}_4) = Re(\tilde{a}_5) = A_0$, and $Im(\tilde{a}_8) = Im(\tilde{a}_4) = Im(\tilde{a}_5) = 0$. This makes an 11-parameters extension of the CMSSM, cMSSM-11:

$$\begin{aligned}
M_1 &= M_2 = M_3 = m_{1/2}, & Im(m_{1/2}), \\
\{\mu, M_A, e^{\phi_\mu}\} &\rightarrow \{m_{H_1} = m_{H_2} = m_0, sign(\mu)\}, & \tan \beta, \\
M_Q^2 &= m_0^2 + x_1 X_{13}, & M_U^2 = m_0^2 + x_2 X_1, & M_D^2 = M_L^2 = M_E^2 = m_0^2, & Im(m_0) \\
A_E &= A_0 X_1, & A_U = A_0 X_5, & A_D = A_0 X_1 + y_5 X_5, & Im(A_0, y_5).
\end{aligned} \tag{6}$$

Hopefully we shall address these frameworks further in other work. Here the subject of our analyses is the MSSM-30. For addressing the prospects of the MSSM at future experimental facilities we used an MSSM-30 posterior sample from a global fit of the parameters to low-energy data. In the next section we briefly review the global fit procedure.

Table 1: Summary for the central values and errors for Higgs boson mass, the electroweak physics, B-physics, leptonic dipole moments and cold DM relic density constraints.

Observable	Constraint	Observable	Constraint
m_W [GeV]	80.399 ± 0.023 [59]	$A^l = A^e$	0.1513 ± 0.0021 [60]
Γ_Z [GeV]	2.4952 ± 0.0023 [60]	A^b	0.923 ± 0.020 [60]
$\sin^2 \theta_{eff}^{lep}$	0.2324 ± 0.0012 [60]	A^c	0.670 ± 0.027 [60]
R_l^0	20.767 ± 0.025 [60]	$Br(B_s \rightarrow \mu^+ \mu^-)$	$3.2_{-1.2}^{+1.5} \times 10^{-9}$ [61]
R_b^0	0.21629 ± 0.00066 [60]	ΔM_{B_s}	$17.77 \pm 0.12 \text{ ps}^{-1}$ [62]
R_c^0	0.1721 ± 0.0030 [60]	$R_{Br(B_u \rightarrow \tau \nu)}$	1.49 ± 0.3091 [63]
A_{FB}^b	0.0992 ± 0.0016 [60]	ΔM_{B_d}	$0.507 \pm 0.005 \text{ ps}^{-1}$ [64]
A_{FB}^c	0.0707 ± 0.0035 [60]	$\Omega_{CDM} h^2$	0.11 ± 0.02 [65]
m_h [GeV]	125.6 ± 3.0 [66, 67]	$Br(B_d \rightarrow \mu^+ \mu^-)$	$< 1.8 \times 10^{-8}$ [68]
d_μ	$< 2.8 \times 10^{-19}$ [69]	$Br(B \rightarrow X_s \gamma)$	$(3.52 \pm 0.25) \times 10^{-4}$ [70]
d_τ	$< 1.1 \times 10^{-17}$ [71]	d_e	$< 1.6 \times 10^{-27}$ [72]

3. The MSSM-30 fit to low-energy data and future prospects

Bayesian statistical approach was chosen for the MSSM-30 fit [41] to data. The context, \mathcal{H} , represents the MSSM with neutralino LSP making at least part of the DM relic. The set of MSSM-30 parameters

$$\underline{\theta} \equiv \{ \text{Re} [\widetilde{M}_{1,2}, \tilde{\mu}], M_3, M_A, \tan \beta, \text{Im} [\widetilde{M}_{1,2}, \tilde{\mu}], a_{1,2,3,6,7}, \text{Re} [\tilde{a}_{4,5,8}], \text{Im} [\tilde{a}_{4,5,8}], x_{1,2}, y_{1,3,6,7}, \text{Re} [\tilde{y}_{4,5}], \text{Im} [\tilde{y}_{4,5}] \} \quad (7)$$

were varied with a flat probability across the following ranges. The gaugino mass parameters \widetilde{M}_1 and \widetilde{M}_2 were allowed to be between -4 to 4 TeV. The gluino mass parameter, M_3 , was allowed in 100 GeV to 4 TeV. $a_{1,2,3,6,7}$ were simultaneously varied within $(100 \text{ GeV})^2$ to $(4 \text{ TeV})^2$ and $-(4 \text{ TeV})^2$ to $(4 \text{ TeV})^2$ for $x_{1,2}, y_{1,3,6,7}$. The trilinear coupling terms $\text{Re}[\tilde{a}_{4,5,8}], \text{Im}[\tilde{a}_{4,5,8}], \text{Re}[\tilde{y}_{4,5}]$, and $\text{Im}(\tilde{y}_{4,5})$ were allowed to be between -8 TeV to 8 TeV. m_A was allowed in 100 GeV to 4 TeV while the Higgs doublets mixing term, both real and imaginary parts ($\text{Re}[\tilde{\mu}], \text{Im}[\tilde{\mu}]$) in the range -4 to 4 TeV. The ratio of the vacuum expectation values $\tan \beta = \langle H_2 \rangle / \langle H_1 \rangle$ were allowed between 2 and 60¹. In principle there are SM parameters which could be varied but in [41] were fixed to experimental central values: mass of the Z-boson, $m_Z = 91.2 \text{ GeV}$, top quark mass, $m_t = 165.4 \text{ GeV}$, bottom quark mass, $m_b = 4.2 \text{ GeV}$, the electromagnetic coupling, $\alpha_{em}^{-1} = 127.9$, and the strong interaction coupling, $\alpha_s = 0.119$.

The data, \underline{d} , used for fitting the MSSM-30 are summarised in Table 1. The set is made from the experimental central values (μ_i) and errors (σ_i) for the Higgs boson mass, the electroweak physics, B-physics, leptonic dipole moments and the CDM relic density observables listed in the set of observables \underline{Q} :

$$\underline{Q} \equiv \{ m_h, m_W, \Gamma_Z, \sin^2 \theta_{eff}^{lep}, R_l^0, R_b^0, A_{FB}^{b,c}, A^l = A^e, A^{b,c}, BR(B \rightarrow X_s \gamma), BR(B_s \rightarrow \mu^+ \mu^-), \Delta M_{B_s}, R_{Br(B_u \rightarrow \tau \nu)}, \Omega_{CDM} h^2, Br(B_d \rightarrow \mu^+ \mu^-), \Delta M_{B_d}, d_{e,\mu,\tau} \}. \quad (8)$$

The likelihood $p(\underline{d}|\underline{\theta}, \mathcal{H})$ quantifies the compatibility of the MSSM-30 with the set of constraints/data

¹The 4 TeV range were taken having the 14 TeV LHC capabilities in mind and also for consistency reasons (as well for the $\tan \beta$ range) that allowed for comparisons with our previous pMSSM work. Larger range of values will be used for updates of the fit.

\underline{d} via a simple modelling:²

$$p(\underline{d}|\underline{\theta}, \mathcal{H}) = L(x) \prod_i \frac{\exp[-(O_i - \mu_i)^2/2\sigma_i^2]}{\sqrt{2\pi\sigma_i^2}} \quad (9)$$

where the index i runs over the list of observables \underline{O} , the variable x represents neutralino DM relic density associated to the parameter $\underline{\theta}$, and

$$L(x) = \begin{cases} 1/(y + \sqrt{\pi s^2/2}) & \text{if } x < y \\ \exp[-(x - y)^2/2s^2] / (y + \sqrt{\pi s^2/2}) & \text{if } x \geq y \end{cases} \quad (10)$$

Here $y = 0.11$ and $s = 0.02$ are respectively the DM relic density central value and exaggerated (to allow for theoretical uncertainties) error bar. For computing the likelihood, the set of parameters were passed to SPHENO [75, 76] and SUSY_FLAVOR [77] packages for computing the SUSY spectrum, mixing angles and couplings; and corresponding predictions: the branching ratios $BR(B_s \rightarrow \mu^+\mu^-)$, $BR(B \rightarrow s\gamma)$, $R_{BR(B_u \rightarrow \tau\nu)}$, $Br(B_d \rightarrow \mu^+\mu^-)$, ΔM_{B_s} , ΔM_{B_d} and $d_{e,\mu,\tau}$. The neutralino DM candidate's relic density were computed using MICROMEGAS [78] while SUSYPOPE [79, 80] were used for computing precision observables: the W -boson mass m_W , the effective leptonic mixing angle variable $\sin^2 \theta_{eff}^{lep}$, the total Z -boson decay width, Γ_Z , and the other electroweak observables with experimental central values and associated errors summarised in Table 1. MULTINEST [81, 82] package which implements the Nested Sampling algorithm [83] was used for fitting the MSSM-30 to data. It returns a sample of MSSM-30 with parameters posterior probability distributions

$$p(\underline{\theta}|\underline{d}, \mathcal{H}) = \frac{p(\underline{d}|\underline{\theta}, \mathcal{H}) p(\underline{\theta}|\mathcal{H})}{p(\underline{d}|\mathcal{H})}. \quad (11)$$

The SUSY-breaking parameters or sparticle posterior distributions provide indications of preferred MSSM-30 regions which are compatible with the low-energy experimental results and insights about prospects for detecting or ruling out sparticles at future colliders. Some of the sparticles' mass distributions are shown³ in Fig. 1. As can be seen from Fig. 1, the MSSM-30 sparticles or heavy Higgs bosons discovery at the LHC could be difficult. In this article we use the MSSM-30 sample for assessing SUSY with respect to DM direct search experiments and simulations of sparticles production at Future Circular Collider. For the latter, we concentrate on the proposed 100 TeV hadron-hadron collider.

3.1 MSSM-30 neutralino-nucleon cross sections

The fact that no dark matter particle is detected can be used to put limits on the neutralino-nucleons spin-independent cross section based on some assumed local neighbourhood dark matter density and velocity distribution (see e.g. [44]). The spin-independent neutralino-nucleus elastic scattering cross section is given by

$$\sigma \approx \frac{4m_{\tilde{\chi}_1^0}^2 m_T^2}{\pi(m_{\tilde{\chi}_1^0} + m_T)^2} [Zf_p + (A - Z)f_n]^2, \quad (12)$$

where m_T is the mass of the target nucleus and Z and A are the atomic number and atomic mass of the nucleus, respectively. f_p and f_n are neutralino couplings to protons and neutrons, given by [85–89]

$$f_{p,n} = \sum_{q=u,d,s} f_{T_q}^{(p,n)} a_q \frac{m_{p,n}}{m_q} + \frac{2}{27} f_{TG}^{(p,n)} \sum_{q=c,b,t} a_q \frac{m_{p,n}}{m_q}, \quad (13)$$

²Now a days there are important developments with experimental collaborations publishing likelihoods [73, 74], which could be added here.

³Posterior plots in this article were made using GetDist [84]

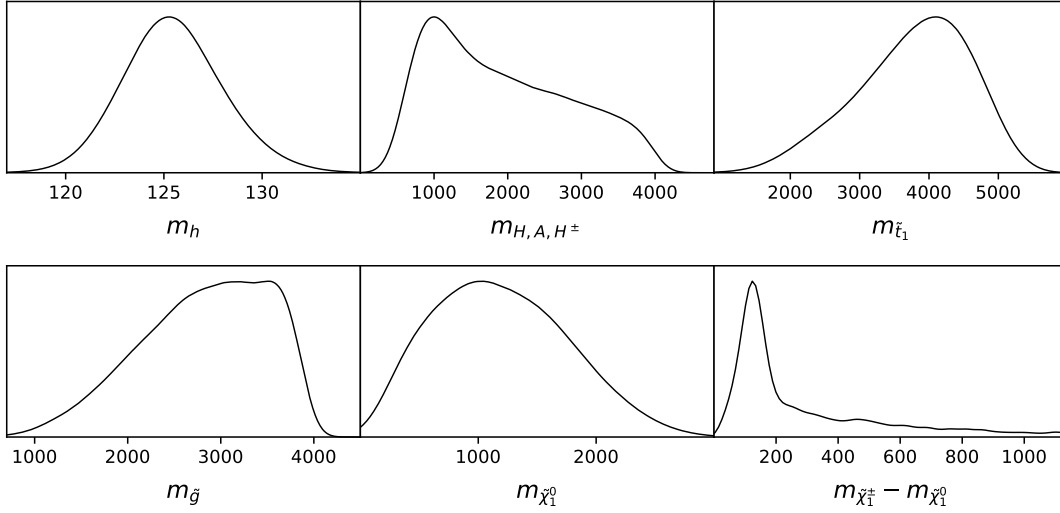


Fig. 1: The MSSM-30 1-dimensional posterior distributions for Higgs bosons' (m_{h,H,A,H^\pm}), scalar-top quark ($m_{\tilde{t}_1}$), gluino ($m_{\tilde{g}}$), and neutralino ($m_{\tilde{\chi}_1^0}$) masses. The last plot is the distribution of the lightest chargino-neutralino mass difference ($m_{\tilde{\chi}_1^\pm} - m_{\tilde{\chi}_1^0}$). All masses here are in GeV unit.

where a_q are the neutralino-quark couplings and $f_{T_q}^{(p,n)}$ denote the quark content of the nucleon. For the MSSM-30 posterior sample analysed, the 2-dimensional distribution of the neutralino mass, $m_{\tilde{\chi}_1^0}$, versus its scattering cross section with nucleons (here taken as the average of the neutralino scattering with proton and neutron computed using `micrOMEGAS` [78]), σ^{SI} , is shown in Fig. 2. The contour lines show how XENON1T limit could marginally probe the MSSM-30 sample. The XENONnT future projection has an improved sensitivity to the sample but still cannot assess the entire sample. This is because the MSSM-30 lightest neutralinos are strongly Higgsino-like with suppressed cross sections to the nucleons. In fact, there is a significant region, beyond the “neutrino floor”, which could completely escape the direct detection experiments. However, the searches for SUSY at some future higher energy collider could complement the neutralino DM direct detection in probing the MSSM-30. In the next section, the sensitivity of a 100 TeV proton-proton collider in probing the MSSM-30 will be addressed. For this purpose, the MSSM-30 SUSY spectra were selected to pass the limits from LUX [90], PANDA [91] and XENON [92] experiments.

3.2 MSSM-30 SUSY productions at 100 TeV

For an assessment of MSSM prospects at 100 TeV proton-proton collider, the MSSM-30 sample points in the SUSY Les Houches Accord (SLHA) format were passed through the `FCC-physics` [93] software which uses `Pythia8` [94] for Monte Carlo events simulations. 10000 SUSY events at $\sqrt{s} = 100$ TeV proton-proton collisions energy were generated for each sample point. The two-dimensional posterior distribution of generator-level total SUSY production cross sections against the lightest top-squark mass is shown on Fig. 3(a). A contour line (extracted using [95]) representing mass-degenerate squark-gluino [96] production cross section at 100 TeV proton-proton collider is superimposed for comparing the simplified model approach there and our method of using complete SUSY spectra which are compatible with other experiments. The plot on Fig. 3(b) shows the two-dimensional posterior distribution of the MSSM-30 top-squark mass versus neutralino mass. The superimposed curve (extracted using [95]) from [97] is a sensitivity probe of the MSSM-30 sparticles mass plane at a 100 TeV proton-proton collider. This shows that the MSSM-30 sample points should be well within reach of such collider and therefore could be a preferred framework for phenomenological studies. The sample could also be of interest for detectors design and development studies.

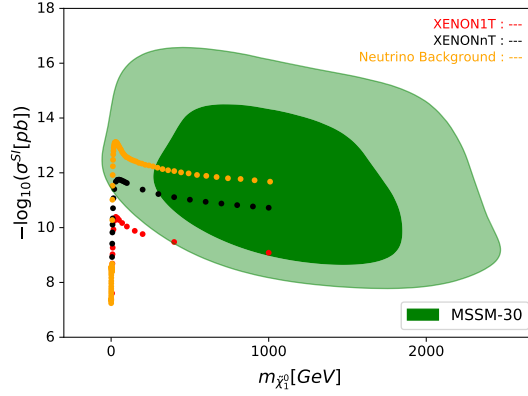


Fig. 2: The MSSM-30 posterior distribution of the neutralino mass versus the neutralino-nucleons spin-independent scattering cross-section. The inner and outer contours enclose 68% and 95% Bayesian credibility regions respectively. The dotted curves represent upper limits from DM direct search experiment XENON1T and its proposed future projection XENONnT. The “Neutrino Background” curve shows the cross section values below which WIMPs and background neutrinos may not be separable. As such the MSSM-30 sample points above this curve cannot be probed by DM direct detection experiments.

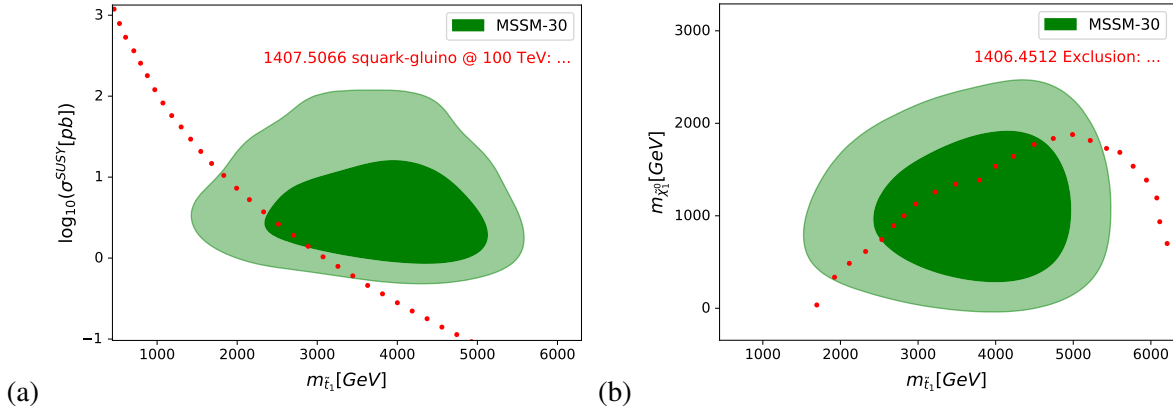


Fig. 3: Two-dimensional posterior distributions for the MSSM-30 sample in relation to SUSY production at 100 TeV proton-proton collider. For both plots the inner and outer contours enclose 68% and 95% Bayesian credibility regions respectively. **Plot(a)** shows the total SUSY production cross section versus the lightest top-squark mass. For a simple comparison purpose, the dotted curve represents the squark-gluino production cross section at 100 TeV proton-proton collider (all squarks and gluino were assumed to be mass degenerate [96].) **Plot(b)** shows the top-squark versus neutralino mass distribution. The dotted curve shows that a significant mass of the sample considered can be detected or ruled [97] out at a 100 TeV proton-proton collider.

It could be of interest for detector design and development studies to know how missing energy related to SUSY could be distributed along. Along this reasoning, in Fig. 4 we show the missing transverse energy (MET) distribution with respect to pseudorapidity (η_{MET}) variable for an MSSM-30 point. For this, we have used the FCCSW [45] package to generate 2000 chargino-pair events in HepMC format which was then passed to Delphes [98] for detector simulation and HepPy [99] for analysing the events.

4. Conclusion

In a previous work [41] we have developed phenomenological MSSM frames, namely: MSSM-42 (named Adams’ model), MSSM-30 and MSSM-24 with 42, 30 and 24 free parameters respectively. These were via using symmetry arguments and MFV hypothesis. The distribution of the sparticle mass from the MSSM-30 fit to low-energy data reaffirms that the question whether the LHC can rule out the

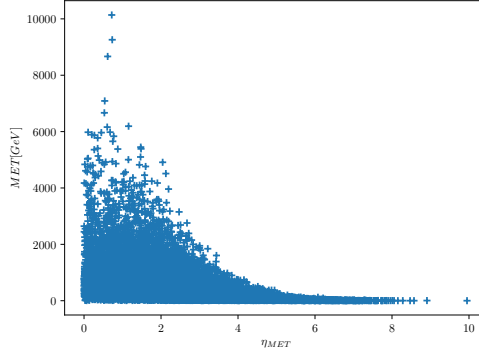


Fig. 4: Plot shows the magnitude (MET) and pseudorapidity (η_{MET}) of the missing transverse energies for an MSSM-30 sample point via 2000 chargino-pair productions at 100 TeV.

MSSM [100] still stands. Building another step further on our broader SUSY project [5, 31, 33, 34, 41, 42, 100–109], here we present the MSSM-30 as a preferred framework for projecting future experimental facilities’ sensitivity to the MSSM. The sample used were consistent with low-energy observations related to the Higgs boson mass, the electroweak physics, B-physics, the electric dipole moments of the leptons and DM relic density. We highlight that deriving robust conclusions about the MSSM with respect to current experimental results necessarily requires interpretations and phenomenological studies within systematically constructed frameworks.

The message of this article is an illustrative one. We explicitly show, using a sample of MSSM-30 points, that proposed XENONnT’s direct search for neutralino DM will probe a significant portion of the MSSM parameter space. But the challenging conclusion is that there are MSSM regions well buried under the neutrino irreducible backgrounds for the experiment. However, it is possible that searches for SUSY at future colliders could complement the neutralino DM direct detection for probing the MSSM. This is explicitly shown using FCCSW (Pythia8 + Delphes + HepPy) by simulating SUSY production at a 100 TeV centre-of-mass energy proton-proton collider.

We end this article with the following questions: Is FCC necessary to prove or falsify MSSM-30 or could a lower energy machine suffice? And is there an upper limit to SUSY parameter space that could allow for answering the latter question? Our take is that there is not yet a direct answer for this as that requires some specific analyses to be done. There is a robust guiding principle for getting such answers with Bayesian global fits approach. For instance, should order 118 GeV to 128 GeV lightest CP-even Higgs boson or an order 3 TeV lightest top-squark be ruled out by any experiment, then we will consider the pMSSM as ruled since these are its only robust (as in prior independent) predictions from a statistically convergent global fit analysis [31, 33]. Similar analyses are required for getting decisive answers with regards to the MSSM-30 (MSSM-24 or MSSM-42) and the FCC or any other future experiments machine.

Acknowledgements: For discussions and assistance in enabling of codes, we would like to thank Michele Silviaggi, Clement Helsens, Collin Bernet, Javad Ebadi, Leila Kalhor, Peter Skands and Werner Porod.

References

- [1] G. Aad *et al.* [ATLAS Collaboration], Phys. Lett. B **716** (2012) 1 doi:10.1016/j.physletb.2012.08.020 [arXiv:1207.7214 [hep-ex]].

- [2] S. Chatrchyan *et al.* [CMS Collaboration], Phys. Lett. B **716** (2012) 30 doi:10.1016/j.physletb.2012.08.021 [arXiv:1207.7235 [hep-ex]].
- [3] C. P. Burgess, J. Matias and F. Quevedo, Nucl. Phys. B **706** (2005) 71 doi:10.1016/j.nuclphysb.2004.11.025 [hep-ph/0404135].
- [4] P. Nath *et al.*, Nucl. Phys. Proc. Suppl. **200-202** (2010) 185 doi:10.1016/j.nuclphysbps.2010.03.001 [arXiv:1001.2693 [hep-ph]].
- [5] S. S. AbdusSalam *et al.*, Eur. Phys. J. C **71** (2011) 1835 doi:10.1140/epjc/s10052-011-1835-7 [arXiv:1109.3859 [hep-ph]].
- [6] H. Baer, V. Barger and M. Savoy, Phys. Rev. D **93** (2016) no.3, 035016 doi:10.1103/PhysRevD.93.035016 [arXiv:1509.02929 [hep-ph]].
- [7] A. Barr and J. Liu, Eur. Phys. J. C **77** (2017) no.3, 202 doi:10.1140/epjc/s10052-017-4752-6 [arXiv:1608.05379 [hep-ph]].
- [8] P. Athron *et al.* [GAMBIT Collaboration], Eur. Phys. J. C **77** (2017) no.11, 784 Addendum: [Eur. Phys. J. C **78** (2018) no.2, 98] doi:10.1140/epjc/s10052-017-5513-2, 10.1140/epjc/s10052-017-5321-8 [arXiv:1705.07908 [hep-ph]].
- [9] E. Bagnaschi *et al.*, Eur. Phys. J. C **78** (2018) no.3, 256 doi:10.1140/epjc/s10052-018-5697-0 [arXiv:1710.11091 [hep-ph]].
- [10] J. C. Costa *et al.*, Eur. Phys. J. C **78** (2018) no.2, 158 doi:10.1140/epjc/s10052-018-5633-3 [arXiv:1711.00458 [hep-ph]].
- [11] [ATLAS Collaboration], ATLAS-CONF-2013-028.
- [12] The ATLAS collaboration [ATLAS Collaboration], ATLAS-CONF-2013-049.
- [13] CMS Collaboration [CMS Collaboration], CMS-PAS-SUS-12-030.
- [14] G. Aad *et al.* [ATLAS Collaboration], JHEP **1405** (2014) 071 doi:10.1007/JHEP05(2014)071 [arXiv:1403.5294 [hep-ex]].
- [15] CMS Collaboration [CMS Collaboration], CMS-PAS-SUS-13-020.
- [16] G. Aad *et al.* [ATLAS Collaboration], JHEP **1410** (2014) 096 doi:10.1007/JHEP10(2014)096 [arXiv:1407.0350 [hep-ex]].
- [17] CMS Collaboration [CMS Collaboration], CMS-PAS-SUS-14-012.
- [18] The ATLAS collaboration [ATLAS Collaboration], ATLAS-CONF-2016-093.
- [19] G. Aad *et al.* [ATLAS Collaboration], Eur. Phys. J. C **80** (2020) no.2, 123 doi:10.1140/epjc/s10052-019-7594-6 [arXiv:1908.08215 [hep-ex]].
- [20] M. Aaboud *et al.* [ATLAS Collaboration], Phys. Rev. D **98** (2018) no.9, 092012 doi:10.1103/PhysRevD.98.092012 [arXiv:1806.02293 [hep-ex]].
- [21] G. Aad *et al.* [ATLAS Collaboration], JHEP **1912** (2019) 060 doi:10.1007/JHEP12(2019)060 [arXiv:1908.03122 [hep-ex]].
- [22] G. Aad *et al.* [ATLAS Collaboration], arXiv:1909.08457 [hep-ex].

- [23] A. M. Sirunyan *et al.* [CMS Collaboration], JHEP **1811** (2018) 079 doi:10.1007/JHEP11(2018)079 [arXiv:1807.07799 [hep-ex]].
- [24] A. M. Sirunyan *et al.* [CMS Collaboration], Phys. Rev. D **101** (2020) 052010 [Phys. Rev. D **1010** (2020) 052010] doi:10.1103/PhysRevD.101.052010 [arXiv:1911.07558 [hep-ex]].
- [25] A. M. Sirunyan *et al.* [CMS Collaboration], Phys. Rev. Lett. **124** (2020) no.4, 041803 doi:10.1103/PhysRevLett.124.041803 [arXiv:1910.01185 [hep-ex]].
- [26] A. M. Sirunyan *et al.* [CMS Collaboration], arXiv:1912.08887 [hep-ex].
- [27] A. M. Sirunyan *et al.* [CMS Collaboration], JHEP **2002** (2020) 015 doi:10.1007/JHEP02(2020)015 [arXiv:1910.12932 [hep-ex]].
- [28] D. Alves *et al.* [LHC New Physics Working Group], J. Phys. G **39** (2012) 105005 doi:10.1088/0954-3899/39/10/105005 [arXiv:1105.2838 [hep-ph]].
- [29] A. Djouadi *et al.* [MSSM Working Group], hep-ph/9901246.
- [30] S. Profumo and C. E. Yaguna, Phys. Rev. D **70** (2004) 095004 doi:10.1103/PhysRevD.70.095004 [hep-ph/0407036].
- [31] S. S. AbdusSalam, AIP Conf. Proc. **1078** (2009) no.1, 297 doi:10.1063/1.3051939 [arXiv:0809.0284 [hep-ph]].
- [32] C. F. Berger, J. S. Gainer, J. L. Hewett and T. G. Rizzo, JHEP **0902** (2009) 023 doi:10.1088/1126-6708/2009/02/023 [arXiv:0812.0980 [hep-ph]].
- [33] S. S. AbdusSalam, B. C. Allanach, F. Quevedo, F. Feroz and M. Hobson, Phys. Rev. D **81** (2010) 095012 doi:10.1103/PhysRevD.81.095012 [arXiv:0904.2548 [hep-ph]].
- [34] S. S. AbdusSalam, Phys. Rev. D **87** (2013) no.11, 115012 doi:10.1103/PhysRevD.87.115012 [arXiv:1211.0999 [hep-ph]].
- [35] CMS Collaboration [CMS Collaboration], CMS-PAS-SUS-13-020.
- [36] G. J. Besjes, doi:10.17181/CERN.5M67.MTCG
- [37] G. Aad *et al.* [ATLAS Collaboration], JHEP **1510** (2015) 134 doi:10.1007/JHEP10(2015)134 [arXiv:1508.06608 [hep-ex]].
- [38] M. Marjanovic, CERN-THESIS-2015-352.
- [39] V. Khachatryan *et al.* [CMS Collaboration], JHEP **1610** (2016) 129 doi:10.1007/JHEP10(2016)129 [arXiv:1606.03577 [hep-ex]].
- [40] W. J. Fawcett [ATLAS and CMS Collaborations], PoS LHCP **2016** (2016) 146. doi:10.22323/1.276.0146
- [41] S. S. AbdusSalam, C. P. Burgess and F. Quevedo, JHEP **1502** (2015) 073 doi:10.1007/JHEP02(2015)073 [arXiv:1411.1663 [hep-ph]].
- [42] S. S. Abdus Salam, Int. J. Mod. Phys. A **29** (2014) no.27, 1450160 doi:10.1142/S0217751X14501607 [arXiv:1312.7830 [hep-ph]].
- [43] A. Abada *et al.* [FCC Collaboration], Eur. Phys. J. ST **228** (2019) no.5, 1109. doi:10.1140/epjst/e2019-900088-6

- [44] M. Schumann, J. Phys. G **46** (2019) no.10, 103003 doi:10.1088/1361-6471/ab2ea5 [arXiv:1903.03026 [astro-ph.CO]].
- [45] FCCSW, github.com/HEP-FCC/FCCSW
- [46] S. P. Martin, Adv. Ser. Direct. High Energy Phys. **21** (2010), 1-153 doi:10.1142/9789812839657_0001 [arXiv:hep-ph/9709356 [hep-ph]].
- [47] D. Chung, L. Everett, G. Kane, S. King, J. D. Lykken and L. Wang, Phys. Rept. **407** (2005), 1-203 doi:10.1016/j.physrep.2004.08.032 [arXiv:hep-ph/0312378 [hep-ph]].
- [48] G. Giudice and R. Rattazzi, Phys. Rept. **322** (1999), 419-499 doi:10.1016/S0370-1573(99)00042-3 [arXiv:hep-ph/9801271 [hep-ph]].
- [49] See for instance: L. E. Ibanez and A. M. Uranga, “String theory and particle physics: An introduction to string phenomenology,” Cambridge, UK: Univ. Pr. (2012) 673 p
- [50] R. Chivukula, H. Georgi and L. Randall, Nucl. Phys. B **292** (1987), 93-108 doi:10.1016/0550-3213(87)90638-9
- [51] A. Buras, P. Gambino, M. Gorbahn, S. Jager and L. Silvestrini, Phys. Lett. B **500** (2001), 161-167 doi:10.1016/S0370-2693(01)00061-2 [arXiv:hep-ph/0007085 [hep-ph]].
- [52] G. D’Ambrosio, G. Giudice, G. Isidori and A. Strumia, Nucl. Phys. B **645** (2002), 155-187 doi:10.1016/S0550-3213(02)00836-2 [arXiv:hep-ph/0207036 [hep-ph]].
- [53] A. J. Buras, Acta Phys. Polon. B **34** (2003), 5615-5668 [arXiv:hep-ph/0310208 [hep-ph]].
- [54] L. Hall and L. Randall, Phys. Rev. Lett. **65** (1990), 2939-2942 doi:10.1103/PhysRevLett.65.2939
- [55] G. Colangelo, E. Nikolidakis and C. Smith, Eur. Phys. J. C **59** (2009) 75 doi:10.1140/epjc/s10052-008-0796-y [arXiv:0807.0801 [hep-ph]].
- [56] S. Glashow, J. Iliopoulos and L. Maiani, Phys. Rev. D **2** (1970), 1285-1292 doi:10.1103/PhysRevD.2.1285
- [57] J. R. Ellis, J. S. Lee and A. Pilaftsis, Phys. Rev. D **76** (2007) 115011 doi:10.1103/PhysRevD.76.115011 [arXiv:0708.2079 [hep-ph]].
- [58] C. Smith, Acta Phys. Polon. Supp. **3** (2010) 53 [arXiv:0909.4444 [hep-ph]].
- [59] M. Verzocchi in “talk at ICHEP 2008”, 2008.
- [60] **ALEPH** Collaboration, Phys. Rept. **427** (2006) 257.
- [61] R. Aaij *et al.* [LHCb Collaboration], Phys. Rev. Lett. **110** (2013) no.2, 021801 doi:10.1103/PhysRevLett.110.021801 [arXiv:1211.2674 [hep-ex]].
- [62] A. Abulencia *et al.* [CDF Collaboration], Phys. Rev. Lett. **97** (2006) 242003 doi:10.1103/PhysRevLett.97.242003 [hep-ex/0609040].
- [63] B. Aubert *et al.* [BaBar Collaboration], Phys. Rev. Lett. **95** (2005) 041804 doi:10.1103/PhysRevLett.95.041804 [hep-ex/0407038].
- [64] E. Barberio *et al.* [Heavy Flavor Averaging Group], arXiv:0808.1297 [hep-ex].
- [65] E. Komatsu *et al.* [WMAP Collaboration], Astrophys. J. Suppl. **180** (2009) 330 doi:10.1088/0067-0049/180/2/330 [arXiv:0803.0547 [astro-ph]].

- [66] [ATLAS Collaboration], ATLAS-CONF-2013-014.
- [67] [CMS Collaboration], CMS-PAS-HIG-13-005.
- [68] R. Aaij *et al.* [LHCb Collaboration], Phys. Lett. B **699** (2011) 330 doi:10.1016/j.physletb.2011.04.031 [arXiv:1103.2465 [hep-ex]].
- [69] R. McNabb [Muon g-2 Collaboration], hep-ex/0407008.
- [70] E. Barberio *et al.* [Heavy Flavor Averaging Group (HFAG)], arXiv:0704.3575 [hep-ex].
- [71] K. Nakamura *et al.* [Particle Data Group], J. Phys. G **37** (2010) 075021. doi:10.1088/0954-3899/37/7A/075021
- [72] B. C. Regan, E. D. Commins, C. J. Schmidt and D. DeMille, Phys. Rev. Lett. **88** (2002) 071805. doi:10.1103/PhysRevLett.88.071805
- [73] M. Aaboud *et al.* [ATLAS], Phys. Rev. D **97** (2018) no.11, 112001 doi:10.1103/PhysRevD.97.112001 [arXiv:1712.02332 [hep-ex]].
- [74] ATLAS Collaboration, ATL-PHYS-PUB-2019-029, cds.cern.ch/record/2684863
- [75] W. Porod, Comput. Phys. Commun. **153** (2003) 275 doi:10.1016/S0010-4655(03)00222-4 [hep-ph/0301101].
- [76] W. Porod and F. Staub, Comput. Phys. Commun. **183** (2012) 2458 doi:10.1016/j.cpc.2012.05.021 [arXiv:1104.1573 [hep-ph]].
- [77] A. Crivellin, J. Rosiek, P. H. Chankowski, A. Dedes, S. Jaeger and P. Tanedo, Comput. Phys. Commun. **184** (2013) 1004 doi:10.1016/j.cpc.2012.11.007 [arXiv:1203.5023 [hep-ph]].
- [78] G. Belanger, F. Boudjema, A. Pukhov and A. Semenov, Comput. Phys. Commun. **180** (2009) 747 doi:10.1016/j.cpc.2008.11.019 [arXiv:0803.2360 [hep-ph]].
- [79] S. Heinemeyer, W. Hollik, D. Stockinger, A. M. Weber and G. Weiglein, JHEP **0608** (2006) 052 doi:10.1088/1126-6708/2006/08/052 [hep-ph/0604147].
- [80] S. Heinemeyer, W. Hollik, A. M. Weber and G. Weiglein, JHEP **0804** (2008) 039 doi:10.1088/1126-6708/2008/04/039 [arXiv:0710.2972 [hep-ph]].
- [81] F. Feroz and M. P. Hobson, Mon. Not. Roy. Astron. Soc. **384** (2008) 449 doi:10.1111/j.1365-2966.2007.12353.x [arXiv:0704.3704 [astro-ph]].
- [82] F. Feroz, M. P. Hobson and M. Bridges, Mon. Not. Roy. Astron. Soc. **398** (2009) 1601 doi:10.1111/j.1365-2966.2009.14548.x [arXiv:0809.3437 [astro-ph]].
- [83] J. Skilling, in *American Institute of Physics Conference Series* (R. Fischer, R. Preuss, and U. V. Toussaint, eds.), pp. 395–405, Nov., 2004.
- [84] A. Lewis, arXiv:1910.13970 [astro-ph.IM].
- [85] G. B. Gelmini, P. Gondolo and E. Roulet, Nucl. Phys. B **351** (1991) 623. doi:10.1016/S0550-3213(05)80036-7
- [86] M. Drees and M. M. Nojiri, Phys. Rev. D **47** (1993) 4226 doi:10.1103/PhysRevD.47.4226 [hep-ph/9210272].

- [87] M. Drees and M. Nojiri, Phys. Rev. D **48** (1993) 3483 doi:10.1103/PhysRevD.48.3483 [hep-ph/9307208].
- [88] G. Jungman, M. Kamionkowski and K. Griest, Phys. Rept. **267** (1996) 195 doi:10.1016/0370-1573(95)00058-5 [hep-ph/9506380].
- [89] J. R. Ellis, A. Ferstl and K. A. Olive, Phys. Lett. B **481** (2000) 304 doi:10.1016/S0370-2693(00)00459-7 [hep-ph/0001005].
- [90] D. S. Akerib *et al.* [LUX Collaboration], Phys. Rev. Lett. **116** (2016) no.16, 161301 doi:10.1103/PhysRevLett.116.161301 [arXiv:1512.03506 [astro-ph.CO]].
- [91] X. Cui *et al.* [PandaX-II Collaboration], Phys. Rev. Lett. **119** (2017) no.18, 181302 doi:10.1103/PhysRevLett.119.181302 [arXiv:1708.06917 [astro-ph.CO]].
- [92] E. Aprile *et al.* [XENON Collaboration], Phys. Rev. Lett. **121** (2018) no.11, 111302 doi:10.1103/PhysRevLett.121.111302 [arXiv:1805.12562 [astro-ph.CO]].
- [93] FCC-Physics Software, github.com/HEP-FCC/fcc-physics and github.com/vvolkl/FCChhAnalyses.
- [94] T. Sjstrand *et al.*, Comput. Phys. Commun. **191** (2015) 159 doi:10.1016/j.cpc.2015.01.024 [arXiv:1410.3012 [hep-ph]].
- [95] P. Uwer, arXiv:0710.2896 [physics.comp-ph].
- [96] C. Borschensky, M. Krmer, A. Kulesza, M. Mangano, S. Padhi, T. Plehn and X. Portell, Eur. Phys. J. C **74** (2014) no.12, 3174 doi:10.1140/epjc/s10052-014-3174-y [arXiv:1407.5066 [hep-ph]].
- [97] T. Cohen, R. T. D’Agnolo, M. Hance, H. K. Lou and J. G. Wacker, JHEP **1411** (2014) 021 doi:10.1007/JHEP11(2014)021 [arXiv:1406.4512 [hep-ph]].
- [98] J. de Favereau *et al.* [DELPHES 3 Collaboration], JHEP **1402** (2014) 057 doi:10.1007/JHEP02(2014)057 [arXiv:1307.6346 [hep-ex]].
- [99] Heppy, github.com/HEP-FCC/heppy
- [100] S. S. AbdusSalam, Phys. Lett. B **705** (2011) 331 doi:10.1016/j.physletb.2011.10.023 [arXiv:1106.2317 [hep-ph]].
- [101] F. Feroz, B. C. Allanach, M. Hobson, S. S. AbdusSalam, R. Trotta and A. M. Weber, JHEP **0810** (2008) 064 doi:10.1088/1126-6708/2008/10/064 [arXiv:0807.4512 [hep-ph]].
- [102] S. S. AbdusSalam, B. C. Allanach, M. J. Dolan, F. Feroz and M. P. Hobson, Phys. Rev. D **80** (2009) 035017 doi:10.1103/PhysRevD.80.035017 [arXiv:0906.0957 [hep-ph]].
- [103] S. S. AbdusSalam and F. Quevedo, Phys. Lett. B **700** (2011) 343 doi:10.1016/j.physletb.2011.02.065 [arXiv:1009.4308 [hep-ph]].
- [104] S. S. AbdusSalam and D. Choudhury, Universal J. Phys. Appl. **2** (2014) no.3, 155 doi:10.13189/ujpa.2014.020303 [arXiv:1210.3331 [hep-ph]].
- [105] S. S. AbdusSalam and L. Velasco-Sevilla, Phys. Rev. D **94** (2016) no.3, 035026 doi:10.1103/PhysRevD.94.035026 [arXiv:1506.02499 [hep-ph]].
- [106] S. S. AbdusSalam, Eur. Phys. J. C **77** (2017) no.5, 311 doi:10.1140/epjc/s10052-017-4891-9 [arXiv:1704.05950 [hep-ph]].

- [107] S. S. AbdusSalam and L. Velasco-Sevilla, Phys. Rev. D **97** (2018) no.5, 055010 doi:10.1103/PhysRevD.97.055010 [arXiv:1707.04752 [hep-ph]].
- [108] S. AbdusSalam, Eur. Phys. J. C **79** (2019) no.5, 442 doi:10.1140/epjc/s10052-019-6953-7 [arXiv:1710.10785 [hep-ph]].
- [109] S. AbdusSalam and M. E. Cabrera, Eur. Phys. J. C **79** (2019) no.12, 1034 doi:10.1140/epjc/s10052-019-7539-0 [arXiv:1905.04249 [hep-ph]].