

An Ensemble Rate Adaptation Framework for Dynamic Adaptive Streaming over HTTP

Hui Yuan, *Senior Member, IEEE*, Xiaoqian Hu, Junhui Hou, *Member, IEEE*, Xuekai Wei, and Sam Kwong, *Fellow, IEEE*

Abstract—Rate adaptation is one of the most important issues in dynamic adaptive streaming over HTTP (DASH). Due to the frequent fluctuations of the network bandwidth and complex variations of video content, it is difficult to deal with the varying network conditions and video content perfectly by using a single rate adaptation method. In this paper, we propose an ensemble rate adaptation framework for DASH, which aims to leverage the advantages of multiple methods involved in the framework to improve the quality of experience (*QoE*) of users. The proposed framework is simple yet very effective. Specifically, the proposed framework is composed of two modules, i.e. the method pool and method controller. In the method pool, several rate adaptation methods are integrated. At each decision time, only the method that can achieve the best *QoE* is chosen to determine the bitrate of the requested video segment. Besides, we also propose two strategies for switching methods, i.e., InstAnt Method Switching, and InterMittent Method Switching, for the method controller to determine which method can provide the best *QoEs*. Simulation results demonstrate that, the proposed framework always achieves the highest *QoE* for the change of channel environment and video complexity, compared with state-of-the-art rate adaptation methods.

Index Terms—Dynamic adaptive Streaming over HTTP (DASH), Quality of experience (*QoE*), Rate adaptation, Video compression, and Video transmission.

I. INTRODUCTION

IN the last few years, video streaming has become the dominant source of traffic over the Internet. To face this growing demand of media traffic, new efficient video streaming techniques have been developed, such as the popular Dynamic Adaptive Streaming over HTTP (DASH) [1]. In contrast to RTP/UDP, DASH is easy to configure and, in particular, can greatly simplify the traversal of firewalls and network address translators. In addition, it can be easily deployed with content

Manuscript Received.

This work was supported in part by the National Key R&D Program of China under Grants 2018YFC0831003, in part by the National Natural Science Foundation of China under Grants 61571274 and 61871342; in part by the Shandong Natural Science Funds for Distinguished Young Scholar under Grant JQ201614; in part by the Young Scholars Program of Shandong University (YSPSDU) under Grant 2015WLJH39.

H. Yuan is with the School of Control Science and Engineering, Shandong University, Ji'nan 250061, China (Email: huiyuan@sdu.edu.cn).

X. Hu is with the School of Information Science and Engineering, Shandong University, Qingdao, 266237, China (Email: huxiaoqian11@163.com).

J. Hou (corresponding author), X. Wei and S. Kwong are with the Department of Computer Science, City University of Hong Kong, Kowloon, Hong Kong (Email: jh.hou@cityu.edu.hk, xuekaiwei2-c@my.cityu.edu.hk, and cssamk@cityu.edu.hk).

Copyright (c) 2019 IEEE. Personal use of this material is permitted. However, permission to use this material for any other purposes must be obtained from the IEEE by sending an email to permissions@ieee.org.

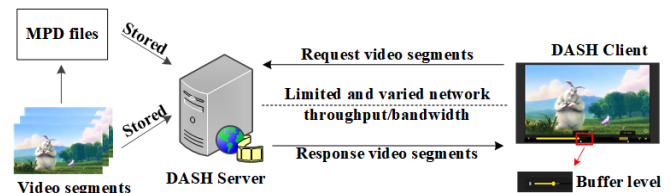


Fig. 1. Structure of a DASH based video delivery system.

delivery networks at a relatively low cost. Therefore, DASH has been widely adopted for providing uninterrupted video streaming services for users [2].

The key concept of DASH is that each video is encoded into several representations with different bitrates. These representations are then divided into small segments or chunks (typically with display time of 1-10 seconds). As shown in Fig. 1, at the beginning of a DASH connection, a manifest file (MPD file) that records the information of all the available chunks of a video, e.g., URL addresses, chunk lengths, quality levels, resolutions, etc., is first downloaded by the client. Then the client will download the MPD file and dynamically request video segments with various bitrates based on its rate adaptation logic. It is noteworthy that the rate adaptation logic of clients is not specified in the DASH protocol. Naive DASH adaptation logics usually suffer from large quality variations or playback buffer underflow [3], which drastically deteriorates the quality of experience (*QoE*) of users [4]. Because the network bandwidth is highly dynamic, it is challenging to provide stable and high quality videos to ensure satisfactory user experience all the time. Therefore, how to design appropriate rate adaptation methods to improve user *QoE* is one of the most important research topics (see Section II for details) for DASH.

Different from the traditional quality of service (*QoS*)-based video streaming like RTP/UDP, DASH is designed as a *QoE*-compatible streaming protocol which can satisfy the greedy requirements of users by using appropriate rate adaptation methods. Arising from the characteristics of human visual system [5], *QoE* is affected by lots of factors, e.g., the initial playback delay, the received video quality, smoothness, the number and duration of playback stalling events, the instantaneous interactions between playback stalling, video quality [6-12].

Due to the complexity of network variations, it is difficult to utilize a single method to adapt to the network variations perfectly for all time. Therefore, to achieve the optimal *QoE*

for users as much as possible, we propose an ensemble rate adaptation framework for DASH. Our contributions are as follows.

- 1) We propose an ensemble rate adaptation framework for DASH to adapt complex network variations in practice, such that the optimal QoE for users can be achieved.
- 2) We propose two control strategies to select the best method at different decision times to adapt to diverse network conditions.
- 3) To fit the proposed framework, we also propose a QoE model by taking the average video quality, the quality variation, re-buffering events, and the initial playout delay into account.

The rest of the paper is organized as follows. Related work is discussed in Section II. The proposed framework is presented in detail in Section III. Simulation results and conclusions are given in Sections IV and V, respectively.

II. RELATED WORK

Existing rate adaptation methods for DASH can be roughly divided into two categories, i.e., content-dependent methods (usually for multi-view videos and 360-degree videos)[13-16] and content-independent methods [6][17-34]. The content-independent methods can be further classified into two categories, i.e. methods for a single server [6][17-35] and methods for multi-servers [18][36][37]. Since only content-independent methods with a single server are investigated in this paper, only those related works are discussed.

Draler and Karl [3] introduced the quality-first-based method. In this method, users will always request the video segment whose bitrate best matches the estimated channel bandwidth. If there is not enough channel capacity, it tries to download segments with the next lowest video quality level, until there is no capacity or buffer space left. This algorithm favors downloading segments at higher video quality levels at the expense of having more buffering segments. On the contrary, Huang *et al.* [19][20] proposed a buffer-first-based adaptation method. In this method, users will always consider filling a predefined buffer length (evaluated by the remaining playout time of the downloaded video segments). When the buffer length is larger than the predefined buffer length, video segments with higher bitrates will be requested. The buffer-first-based method avoids the challenge of estimating channel bandwidths, and stabilizes the buffer occupancy to ensure smooth video playback. However, such method usually requests video segments with lower quality than the quality-first-based method.

Meng *et al.* [21] proposed a proportional-integral-derivative (PID)-based rate adaption method for DASH. The performance of this method is overwhelming for channels with stable parameters, but it is difficult to determine the appropriate control parameters for the PID model when the channel state fluctuates. By considering the influence of the current requested video segment on the next requested video segment, Zhou *et al.* [22] and Bokani *et al.* [23] proposed a Markov decision process (MDP)-based rate adaptation methods, respectively, where the request process for a video segment is

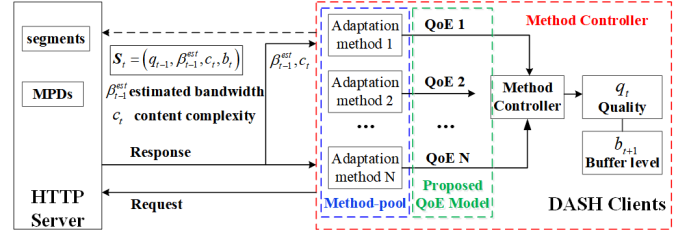


Fig. 2. Proposed ensemble learning based rate adaptation framework for DASH.

considered to be an MDP. To maximize the *QoE*, Martın *et al.* [24] proposed a Q-Learning-based rate adaptation method based on the Markov process assumption, in which the requested video segments can be dynamically adjusted based on the perceived network state. In spite of the pretty good performance of the Q-Learning based method, it needs a long time to converge. To overcome this limitation, Claeys *et al.* [25] proposed an HTTP Adaptive Streaming client based on Frequency Adjusted Q-Learning (FAQ). They simplified the MDP model and improved the learning rate of the process. However, this simplification leads to suboptimal streaming performance. In other words, there is a tradeoff between convergence speed and learning accuracy. Chiariotti *et al.* [17] proposed an online learning-based rate adaptation method. In this method, the developed learning process exploits a parallel learning technique that improves the learning rate and limits sub-optimal choices, leading to a fast and accurate learning process that converges to the best state rapidly. Unfortunately, it is hard to make the best request decision when the channel parameters frequently change.

All the methods are expected to achieve the optimal rate adaptation and guarantee the best user *QoE* by only using one model. Due to the uncertainty of network throughput/bandwidth requirements, a single model is unlikely to perform well at all times. Therefore, we propose an ensemble rate adaptation framework for DASH.

III. PROPOSED ENSEMBLE LEARNING-BASED FRAMEWORK

A. Overview of the Proposed Framework

As shown in Fig. 2, the proposed framework is composed of two modules: the method pool and the method controller. In the method pool, several rate adaptation methods are integrated. At each decision time, the method that can achieve the best *QoE* is chosen to determine the bitrate of the requested video segment. It is also worth pointing out the remaining unselected methods will also update their parameters based on the actual system information (e.g., estimated throughputs, current buffer level, video complexity, etc.) to simulate their request procedure and calculate their corresponding estimated *QoEs*. The method controller will finally decide which method is the best according to their *QoEs*. In the following sections, we will introduce the method pool, the method controller, and the proposed QoE model in detail.

For clear representation, a summary of notations is given in TABLE I.

TABLE I
NOTATIONS

Notation	Meaning	Notation	Meaning
b_{k1}, b_{k2}	buffer threshold used in the PD controller-based method	\bar{Q}	the average quality of a video segment
k_p, k_d	the two parameters for the PD controller-based method	P_{QV}	the quality variations of the received video segments
b_t	buffer length at time t	P_{PD}	initial playout delay
r_{t-1}, r_t	the bitrate of the previous requested and the video segment that will be downloaded	P_{RB}	the re-buffering duration
D_{t-1}	the downloading time of the previous segment	q_{t-1}, q_t	the quality of the previously received and the current downloaded video segment
β_{t-1}^{est}	the estimated bandwidth of time t	c_t	the content complexity of the video segment to be downloaded
β_t	the actual bandwidth of time t	b_t	the current buffer length
T	the playout time of a video segment	D_t^{est}	the estimated download time of the current requested video segment
\bar{R}_{wd}	the average reward of the previous N segments	b_{t+1}^{est}	the estimated buffer length of time $t+1$
R_{wd}^t	the instantaneous reward at time t	P_B	buffer stabilization factor
$par_{w,i}$	the average reward of method i	$\omega_1, \omega_2, \omega_3$	parameters of the proposed QoE model
$pratio_{w,i}$	the percentage that the reward of the method i achieves the maximum in the previous N segments	P	transition matrix of Markov channel

B. Method Pool

In this part, we introduce three methods as components of the method pool module of the proposed ensemble rate adaptation framework, i.e., a rate-based method [3], a proportion differentiation (PD) controller-based method [18], and an online learning-based method [17]. It is worth pointing out that we select these three methods as a typical implementation example, and other methods can also be integrated into the method pool.

(i) The rate-based method

The rate-based method will request the video segment whose bitrate is closest to the estimated bandwidth [3]. As the rate-based method is simple yet effective to some extent, it has been extensively used in many adaptive streaming systems, e.g. *Microsoft* Smooth Streaming [38-39], *Adobe* HTTP Dynamic Streaming [40] and *Apple's* HTTP Live Streaming [41].

(ii) The PD controller-based adaptation method

In this method, two buffer thresholds, b_{k1} and b_{k2} , are defined to restrict fluctuations of the user buffer. First, the video segment with the lowest bitrate is downloaded. When the buffer length at time t (denoted by b_t) is larger than b_{k1} and smaller than b_{k2} , the requested bitrate will remain unchanged. When the b_t is less than b_{k1} , the requested bitrate will be calculated as

$$r_t = r_{t-1} + \frac{1}{T} \times \beta_{t-1}^{est} [k_p \times (b_t - b_{k1}) + k_d \times \frac{T - D_{t-1}}{D_{t-1}}], \quad (1)$$

whereas, when the b_t is larger than b_{k2} , the requested bitrate will be calculated as

$$r_t = r_{t-1} + \frac{1}{T} \times \beta_{t-1}^{est} [k_p \times (b_t - b_{k2}) + k_d \times \frac{T - D_{t-1}}{D_{t-1}}], \quad (2)$$

where r_{t-1} is the bitrate of the previous requested video segment; r_t is the bitrate of the video segment that will be downloaded; D_{t-1} is the downloading time of the previous segment; β_{t-1}^{est} is the estimated bandwidth; T is the playout time of a video segment, e.g., 2 seconds; k_p and k_d are the two parameters of the PD controller. Based on [18], the two parameters k_d and k_p can be set as

$$\begin{cases} k_p = \eta \times \sqrt{T^2 - k_d^2}, \\ \eta \geq \frac{1}{T} \sqrt{\frac{T+k_d}{T-k_d}} \ln \frac{20T}{T+k_d}, \\ 0 < k_d < T. \end{cases} \quad (3)$$

(iii) The online learning-based adaptation method

By assuming that the channel bandwidth experienced by the users as well as the video characteristic variation follows a Markov model, the online learning-based method [17] formulates the optimal action selection problem as a Markov Decision Process (MDP). The system dynamics in the MDP model are a priori unknown and thus learned through a Reinforcement Learning technique [17], in which the *QoE* of users is dynamically maximized.

At each decision time, the method controller of our framework will select a method from the method pool to request a video segment so that the *QoE* of users can be maximized.

C. Method Controller

As aforementioned, there are multiple rate adaptation methods in the method pool. For the first several decision times (each decision time corresponds to a video segment), a default method is selected. Then, at the subsequent decision times, the method controller selects one method to request a video segment. At the same time, the remaining unselected methods will also perform a "virtual request" based on the estimated bandwidth and then update their "virtual buffers". The method controller will always check the states of all the rate adaptation methods and select the one that can achieve the highest *QoE*. In order to select an appropriate rate adaptation method, we also design two strategies to enable the controller to effectively switch from one method to another, i.e., **InstAnt Method Switching (IAMS)**, and **InterMittent Method Switching (IMMS)**.

For the **IAMS** strategy shown in Fig. 3, the method controller will always check the average reward (denoted as \bar{R}_{wd}) of the previous N decision times (segments) of all the methods in the method pool, and then select the method that can achieve the maximum average reward to request a video segment at the current decision time. Note that the reward of a method in the previous decision time may be "virtual" or "actual", which depends on whether the method was selected at that decision time or not.

The **IAMS** strategy may result in frequent method switching. Therefore, we also propose the **IMMS** strategy as shown in Fig. 4. In this method, the method controller will intermittently check the product of the average reward of each method and the ratio that the reward of a method achieves the maximum in the previous N segments:

$$P_{product,i} = par_{w,i} \times pratio_{w,i}, \quad (4)$$

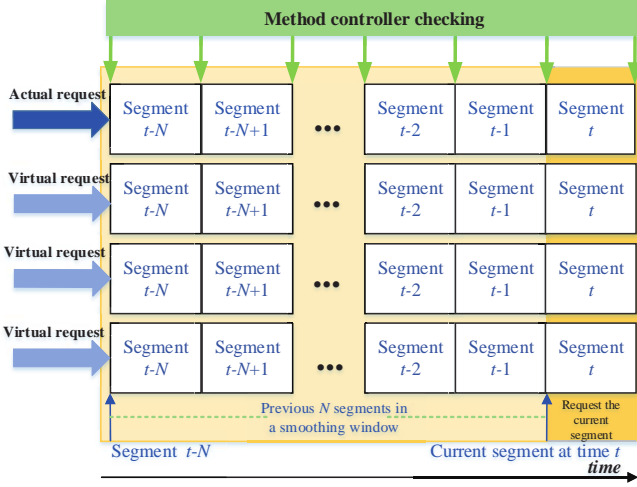


Fig. 3. Instant method switching.

where $p_{arwd,i}$ denotes the average reward of method i , and $p_{ratio,i}$ is the percentage that the reward of the method i achieves the maximum in the previous N segments. Then, the method controller will select the method that can achieve the maximum product to request a video segment for the next N segments.

D. The proposed QoE Model

The user QoE must be considered and estimated well when designing rate adaptation methods. Typically, by taking the visual memory [42] into account, the user QoE can be estimated based on four factors [6-7] [17] [24-25] [43-45]: the average quality level, the quality variations during the video playout, the video freezes, and the startup delay. By investigating the existing QoE models [6-7] [24-25] [43-49], the QoE model can be written as

$$QoE = \bar{Q} - \omega_0 P_{IPD} - \omega_1 P_{QV} - \omega_2 P_{RB}, \quad (5)$$

where \bar{Q} and P_{QV} denote the average quality and the quality variations of the received video segments, respectively; P_{IPD} and P_{RB} denote the initial playout delay and the re-buffering time, respectively; ω_0 , ω_1 , and ω_2 are the model parameters.

Based on Eq.(5), to estimate the user $LT-QoE$, the system state that can be derived from \bar{Q} , P_{QV} and P_{IPD} must be available. In the proposed rate adaptation framework, the system state at time t is defined as $S_t = (q_{t-1}, \beta_{t-1}^{est}, c_t, b_t)$, where q_{t-1} is the quality of the previously received video segment, β_{t-1}^{est} is the estimated bandwidth, c_t is the content complexity of the video segment to be downloaded, and b_t is the current buffer length. Based on the defined system state, the average quality \bar{Q} is replaced with the quality of the video segment that may be downloaded at the decision time t , i.e. q_t , while the quality variations P_{QV} are simplified as $|q_t - q_{t-1}|$. The re-buffering time P_{RB} is represented with $\max\{(D_t^{est} - b_t), 0\}$ where D_t^{est} is the estimated download time of the video segment requested at time t :

$$D_t^{est} = r_t \times T / \beta_{t-1}^{est}, \quad (6)$$

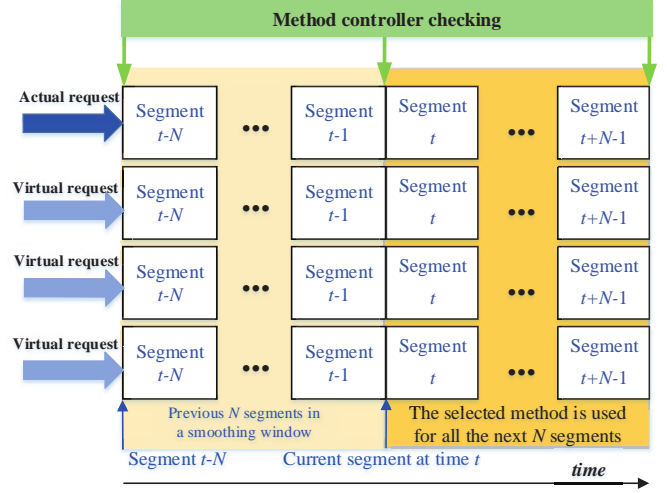


Fig. 4. Intermittent method switching.

To stabilize the buffer length to a predefined value (b_0), we add another item (P_B) in the QoE model, which is expressed as

$$P_B = g(b_{t+1}^{est} - b_0) \times |b_{t+1}^{est} - b_0|, \quad (7)$$

where

$$b_{t+1}^{est} = b_t + T - D_t^{est}, \quad (8)$$

is the estimated buffer length of time $t + 1$, and $g(\cdot)$ is a function defined as:

$$g(\cdot) = \begin{cases} -1 & b_{t+1}^{est} - b_0 < 0, \\ -0.25 & b_{t+1}^{est} - b_0 \geq 0. \end{cases} \quad (9)$$

When b_{t+1}^{est} is smaller than b_0 , the risk of playout interruption (re-buffering) is large. Thus, we use a large penalty coefficient of value -1 for $|b_{t+1}^{est} - b_0|$ to select video segments with lower bitrates. When b_{t+1}^{est} is larger than b_0 , the risk of playout interruption (re-buffering) is small, and we use a small penalty coefficient of value -0.25 for $|b_{t+1}^{est} - b_0|$ to select video segments with higher bitrates. Since the start up delays are manually set as a fixed value (e.g. 2s, 5s, etc.), ω_0 is usually set to be zero. Finally, the user QoE (we also call it as the reward at time t , R_{wd}^t) model used in the proposed rate adaptation framework is formulated as

$$R_{wd}^t = QoE = q_t - \omega_1 \times |q_t - q_{t-1}| - \omega_2 \times \max\{(D_t^{est} - b_t), 0\} - \omega_3 \times P_B, \quad (10)$$

where ω_1 , ω_2 , and ω_3 are the model parameters.

IV. SIMULATION RESULTS AND ANALYSIS

A. Simulation Settings

The experiments were conducted over the video sequences taken from the **EvalVid CIF video trace reference database**. The quality levels, complexity level, and the corresponding set of available bitrates are described in TABLE II. Note the complexity levels are predefined for all the video traces based on [17]. The Structural SIMilarity index (SSIM) [50] is used as the quality metric for video segments. The value of SSIM

TABLE II
QUALITY LEVELS AND CORRESPONDING BITRATES

Complexity Level	Quality Level	Bitrate (Mb/s)	SSIM	Complexity Level	Quality Level	Bitrate (Mb/s)	SSIM
1	1	10	1	2	1	10	1
	2	6	0.9976		2	6	0.9985
	3	4	0.9955		3	4	0.9966
	4	3	0.9940		4	3	0.9949
	5	2	0.9921		5	2	0.9921
	6	1	0.9898		6	1	0.9859
	7	0.5	0.9875		7	0.5	0.9758
	8	0.3	0.9843		8	0.3	0.9635
Complexity Level	Quality Level	Bitrate (Mb/s)	SSIM	Complexity Level	Quality Level	Bitrate (Mb/s)	SSIM
3	1	10	1	4	1	10	1
	2	6	0.9938		2	6	0.9988
	3	4	0.9850		3	4	0.9965
	4	3	0.9777		4	3	0.9938
	5	2	0.9666		5	2	0.9881
	6	1	0.9479		6	1	0.9771
	7	0.5	0.9321		7	0.5	0.9436
	8	0.3	0.9228		8	0.3	0.9127
Complexity Level	Quality Level	Bitrate (Mb/s)	SSIM	NA			
5	1	10	1				
	2	6	0.9984				
	3	4	0.9933				
	4	3	0.9864				
	5	2	0.9705				
	6	1	0.9221				
	7	0.5	0.8415				
	8	0.3	0.7584				

ranges from 0 to 1, and when the SSIM value is smaller than 0.9, we consider the quality to be poor.

The parameter ω_1 in Eq. (10) was set to 2 to get a good tradeoff between the average quality and the quality switches. Parameters ω_2 , ω_3 , and b_0 are used to adjust the buffer penalty in Eq. (10). We then empirically set $b_0 = 8s$, $\omega_2 = 50$, and $\omega_3 = 0.0001$ to achieve a sufficiently low probability of re-buffering events and yet allow the framework to efficiently use the buffer in order to decrease quality variations. Because of the common choice of DASH controllers, we also limit the largest buffer length to be $b_{max} = 20s$. Finally, the exponential discount factor γ was set as 0.9 to achieve a good tradeoff between the immediate and future rewards.

In simulation, four kinds of channel environments were considered: the constant channel, the short-term fluctuating channel, the long-term fluctuating channel, and the Markov channel (see Fig. 5). For the Markov channel [22] [51] [52], assuming that there are k states, the following $k \times k$ transition matrix \mathbf{P} is set as

$$\mathbf{P} = \begin{pmatrix} p_{11} & \cdots & p_{1k} \\ \vdots & \ddots & \vdots \\ p_{k1} & \cdots & p_{kk} \end{pmatrix}, \quad (11)$$

where p_{ij} denotes the transition probability from state i to state j :

$$p_{ij} = \begin{cases} 2p/3, & |i-j| = 1, \\ p/3, & |i-j| = 2. \end{cases} \quad (12)$$

A large p corresponds to a highly dynamic channel. By varying p , we can simulate different dynamic channels. In the simulations, we set p to 0, 0.25 and 0.5 [17]. To verify the performance of the proposed ensemble rate adaptation framework, we have compared it with other methods using MATLAB simulation.

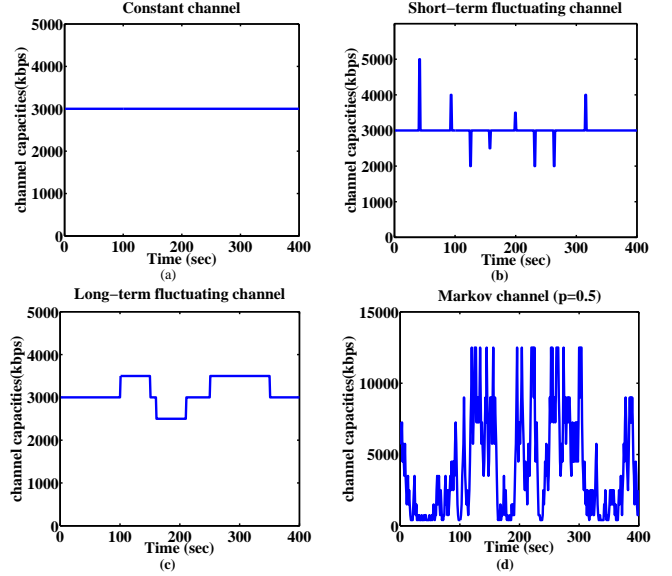


Fig. 5. Four kinds of channel environments.

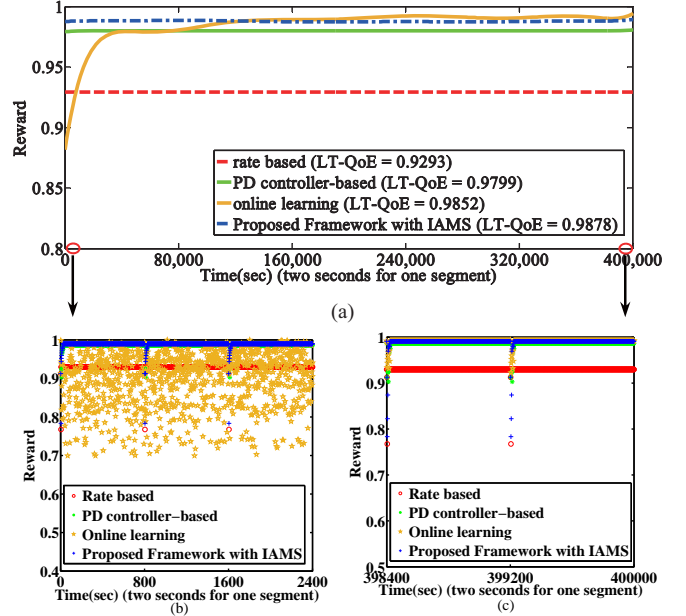


Fig. 6. Rewards and $LT-QoEs$ comparison under the constant channel.

B. Simulation Results

(i) Results of the proposed framework with IAMS

First, we compared the methods in a static scenario in which both the channel capacity ($\beta_t^{est} = 3Mbps$) and video complexity ($c = 4$) are constant. Then, we performed simulations on the other three channels: the short-term fluctuating channel, long-term fluctuating channel, and Markov channel, as shown in Figs. 5 (b), (c), and (d), respectively. For the proposed framework (denoted by **Proposed Framework with IAMS**), the method controller will check the average reward denoted as $\langle R_{wd} \rangle$ of the previous N_{IAMS} (that was empirically set to be 2) decision times (segments) of all the methods in the method pool.

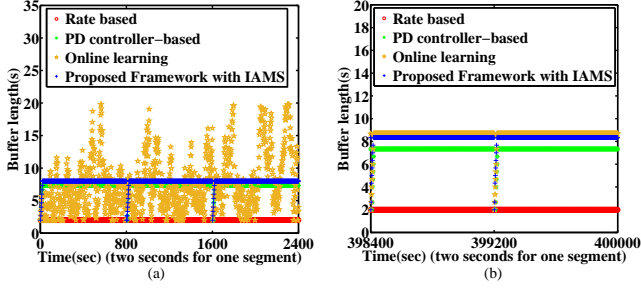


Fig. 7. Buffer length comparison under the constant channel.

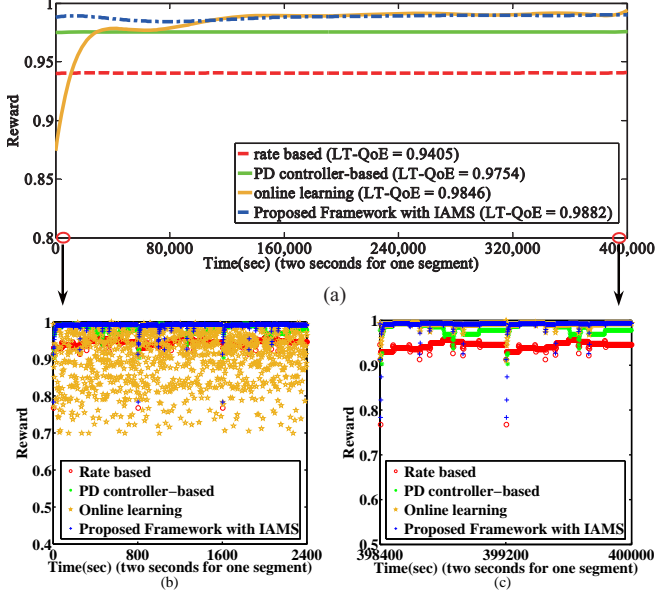


Fig. 8. Rewards and $LT-QoEs$ comparison under the short-term fluctuating channel.

For the constant channel, the reward and buffer length of each method are compared in Figs. 6 and 7, respectively. As the proposed framework will select a rate adaptation method at each decision time from the method pool, the instant reward of the proposed framework would be similar with the selected method, especially at the beginning of the request. Note that Fig. 6 (a) shows the nine order polynomial fitting curves of the rewards of the four methods to show the comparison results clearly. Therefore, there is a gap between the proposed framework and the other methods at the beginning of the request.

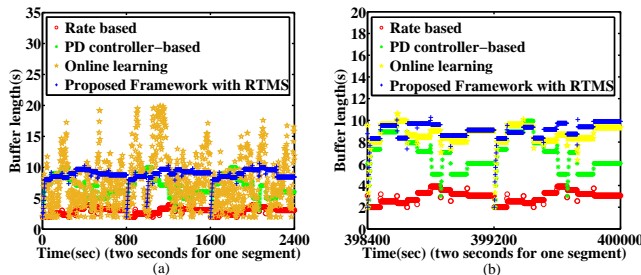


Fig. 9. Buffer length comparison under the short-term fluctuating channel.

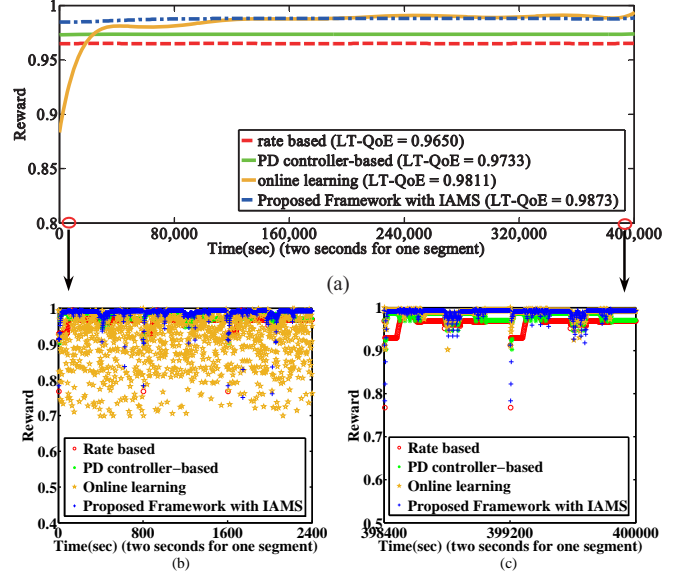


Fig. 10. Rewards and $LT-QoEs$ comparison under the long-term fluctuating channel.

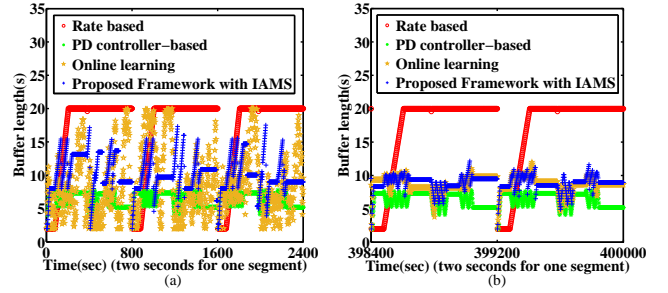


Fig. 11. Buffer length comparison under the long-term fluctuating channel.

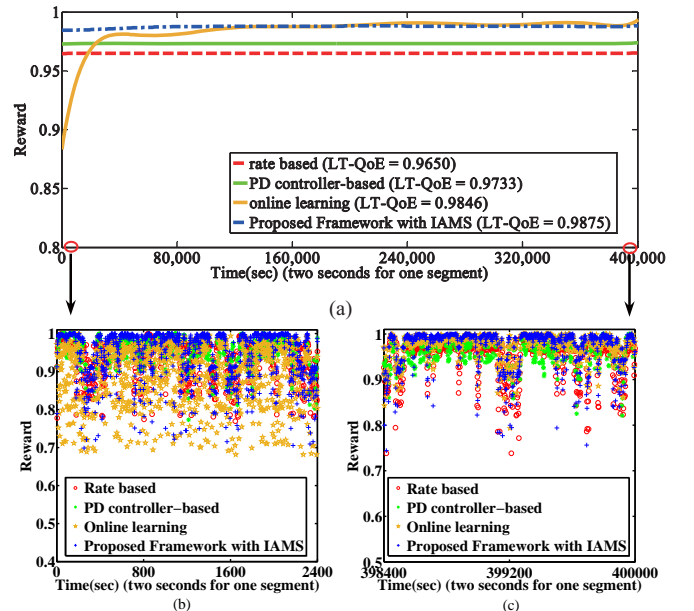


Fig. 12. Rewards and $LT-QoEs$ comparison under the Markov channel ($p = 0.5$).

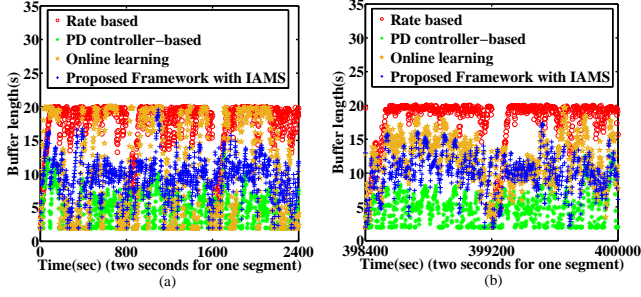


Fig. 13. Buffer length comparison under the Markov channel ($p = 0.5$).

However, from the detailed rewards shown in Fig. 6(b), we can see that the rewards of the proposed framework are similar to either the rate-based method or the PD controller based method at the beginning of the request. In the simulation, since the online learning-based method needs a very long time to converge, 500 episodes (each episode includes 400 segments) were requested to achieve a comprehensive comparison. To investigate the detailed reward variation of the four methods, Figs. 6 (b) and (c) compare the rewards of the first 2400s and the last 1600s. Since the channel bandwidth is constant ($\beta_t^{est} = 3Mbps$), the reward of the *rate-based method* is very stable, as shown in Fig. 6, whereas Fig. 7 shows that the buffer length of the *rate-based method* is small, because it always chooses the bitrate that matches the capacity exactly. For the *online learning-based method*, the reward is initially not convergent for the first 2400s in Fig. 6 (a). Accordingly, the buffer length also fluctuates greatly. When the *online learning method* converges, the average rewards and buffer lengths become stable. For the *PD controller-based method*, both the rewards and the buffer lengths are very stable, but the rewards are smaller than those of the converged *online learning method*. The **Proposed Framework with IAMS** can make use of the advantages of all the three methods. We can see that the rewards of the **Proposed Framework with IAMS** is more stable than those of the *online learning-based method*, especially at the initial requesting. This means that the proposed **Proposed Framework with IAMS** is more suitable for today's popular short video applications than the *online learning method*. From Fig. 7 (b), we can also observe that the buffer length of the **Proposed Framework with IAMS** fluctuates slowly, and is closer to the reference buffer length ($b_0 = 8s$) than the other three methods. Besides, the average rewards (denoted as *LT-QoEs*), i.e., $\frac{1}{t_{test}} \sum_{t=t_0}^{t_{test}} R_{wd}^t$, of the four methods are also compared in Fig. 6. We can see that the *LT-QoE* of the **Proposed Framework with IAMS** is larger than each of the individual methods.

For the short-term fluctuating channel, long-term fluctuating channel, and the Markov channel ($p = 0.5$), similar results can also be observed in Figs. 8 to 13. The *LT-QoEs* of the **Proposed Framework with IAMS** are always the largest.

(ii) Results of the proposed framework with IMMS

Similar to part (i), we also compared the performance under the four kinds of channels (as shown in Fig. 5). The video complexity level is also set to be 4. For the proposed framework (denoted by **Proposed Framework with IMMS**),

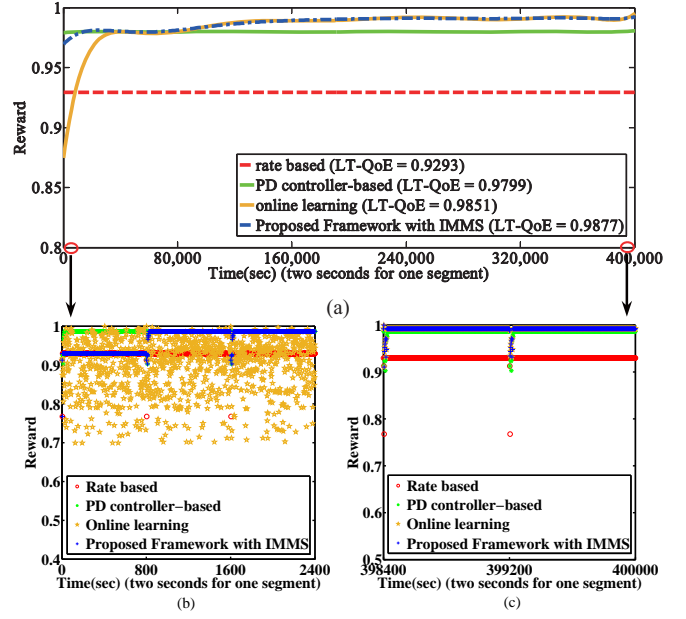


Fig. 14. Rewards and *LT-QoEs* comparison under the constant channel.

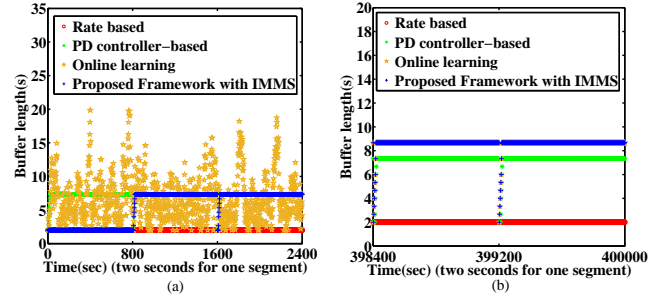


Fig. 15. Buffer length comparison under the constant channel.

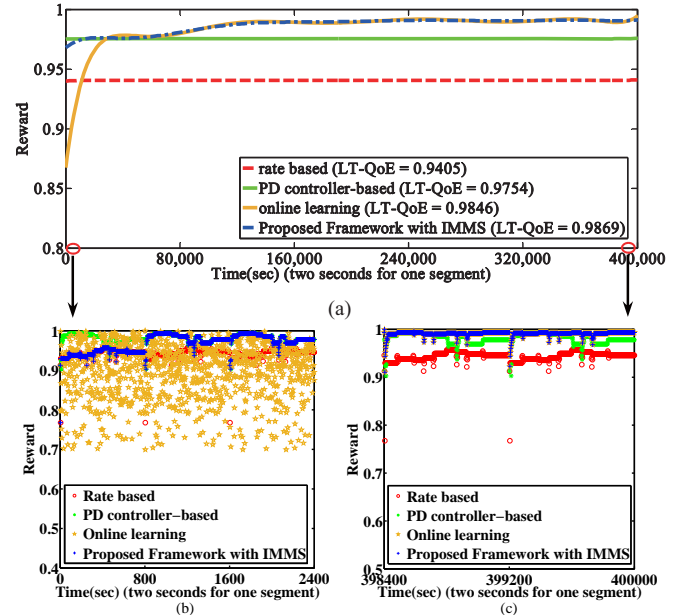


Fig. 16. Rewards and *LT-QoEs* comparison under the short-term fluctuating channel.

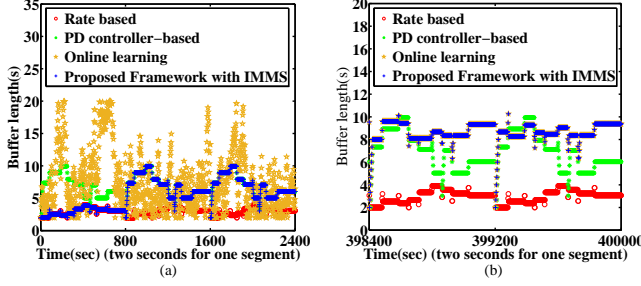


Fig. 17. Buffer length comparison under the short-term fluctuating channel.

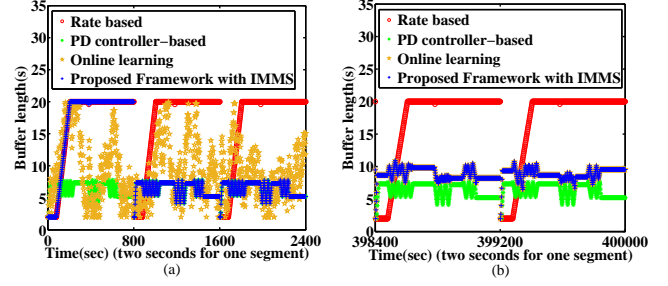
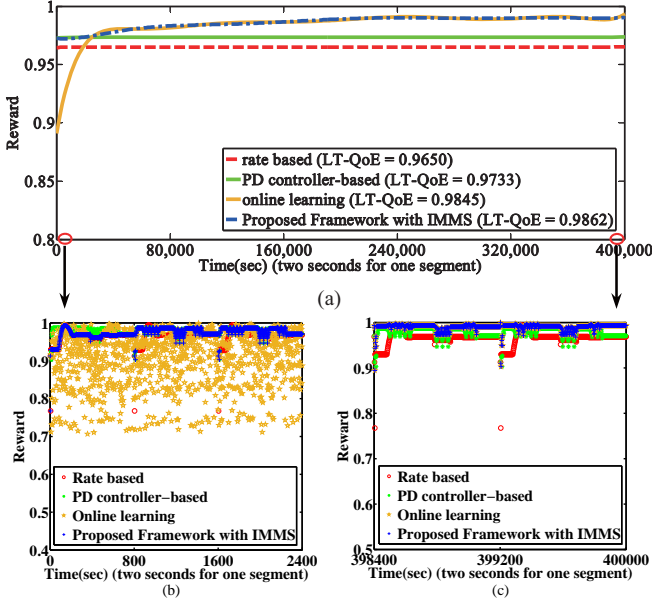
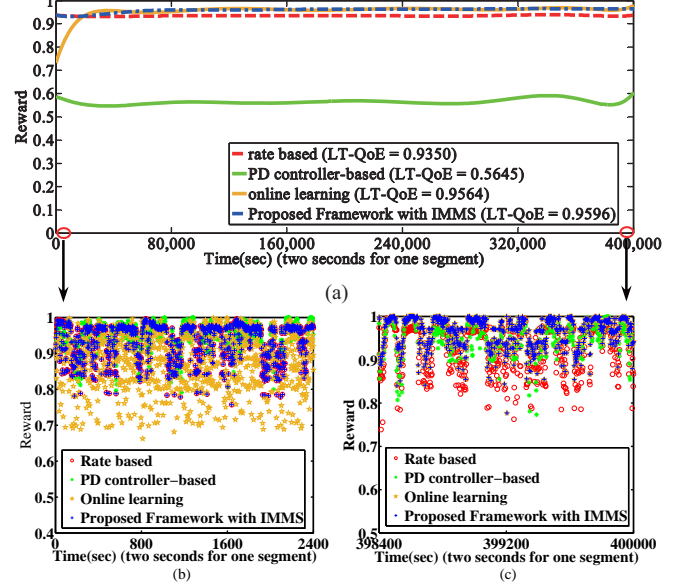


Fig. 19. Buffer length comparison under the long-term fluctuating channel.

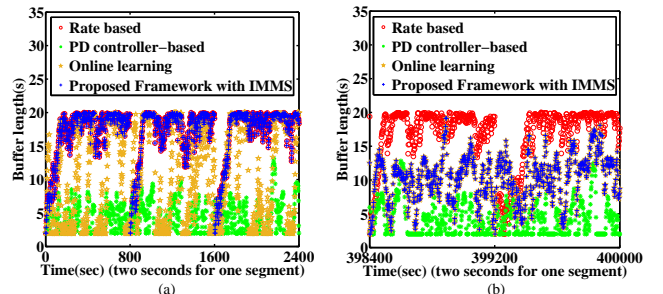
Fig. 18. Rewards and $LT-QoEs$ comparison under the long-term fluctuating channel.Fig. 20. Rewards and $LT-QoEs$ comparison under the Markov channel ($p = 0.5$).

the method controller will check the product of the average reward (denoted as $\overline{R_{wd}}$) of each method and the ratio that the reward of a method achieves the maximum in the previous N_{IMMS} segments ($N_{IMMS} = 400$, corresponding to an episode). The comparison results are shown in Figs. 14 to 21 for different kinds of channels. Since the *rate-based method* will be selected at the beginning of *Proposed Framework with IMMS*, the rewards and the buffer lengths of the *Proposed Framework with IMMS* are the same with those of the rate-based method for the first episode. From those figures, we can observe that the $LT-QoEs$ of the *Proposed Framework with IMMS* are still the largest.

(iii) Evaluation of the adaptation ability

In order to further verify the adaptation ability of the proposed frameworks (both *IAMS* and *IMMS*), we first considered the case that the channel environment changes abruptly. In this simulation, there are 24000 video segments (corresponding to 600 episodes) to be requested. For the first 300 episodes (video complexity level is 4), a stable channel with a bandwidth of 3000kbps is simulated, while for the last 300 episodes, the channel environment changes abruptly to a Markov channel with $p = 0.5$. Fig. 22 shows the fitted

(also by a nine order polynomial fitting method) curves of the rewards for different rate adaptation methods. We can see that the rewards of the *PD controller-based method* decline more seriously than the other methods. This is because the model parameters of the PD controller-based method cannot adapt the suddenly changed channel environment. We can also observe that the rewards of the *online learning-based method* and the *proposed frameworks* also suffer from sharp changes. But the $LT-QoE$ of the *proposed framework with IMMS* is a little larger than that of the *online learning-based method*. To show

Fig. 21. Buffer length comparison under the Markov channel ($p = 0.5$).

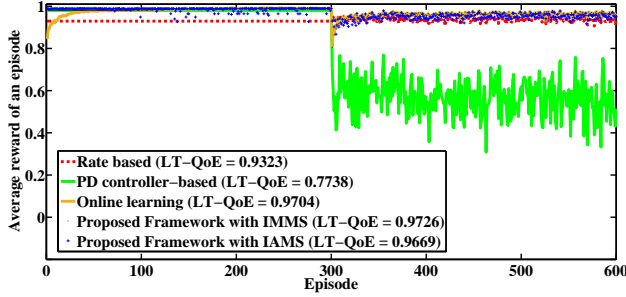


Fig. 22. Rewards comparison for 600 episodes with abrupt channel changes at the 300-th episode.

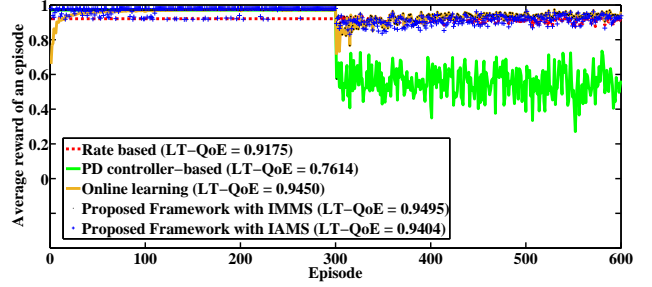


Fig. 25. Rewards comparison under the condition that both the channel state and the video complexity changes at the 300-th episode

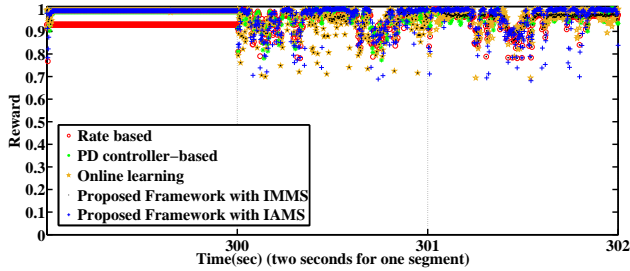


Fig. 23. Rewards comparison of the 300-th, 301-th, and the 302-th episodes.

the instantaneous rewards clearly at the changing time, Fig. 23 compares the detailed instantaneous rewards of different rate adaptation methods at the changing time.

Besides, the adaptation ability is also investigated on the video complexity variation. In this simulation, there are also 600 episodes to be requested. A Markov channel with $p = 0.5$ is used. For the first 300 episodes, the complexity is 5, while for the last 300-th episode, the video complexity level randomly changes from 5 to 1. Fig. 24 shows the rewards of each episode for different methods. We see that the performance of the rate-based method is the worst since it cannot adapt to the Markov channel efficiently. Since the model parameters of the *PD controller-based method* are not suitable, the performance of this method is also not very good. We can also see that the performances of the proposed frameworks are a little better than the online learning-based method.

Moreover, we also tested the dynamic case that both the

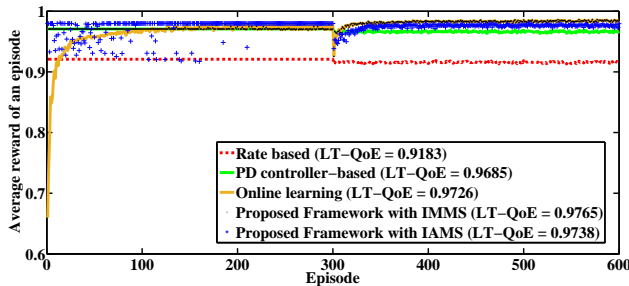


Fig. 24. Rewards comparison under the condition that the video complexity changes from a constant one ($c = 5$) to random values after the 300-th episode.

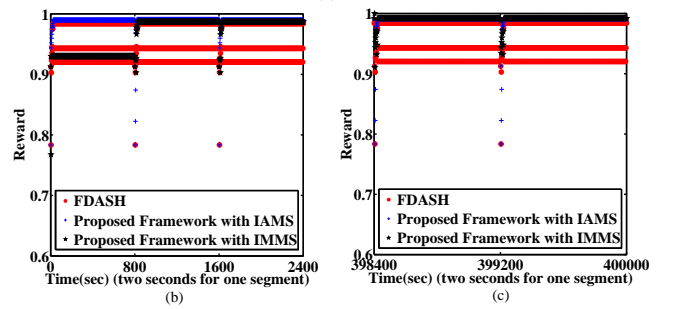
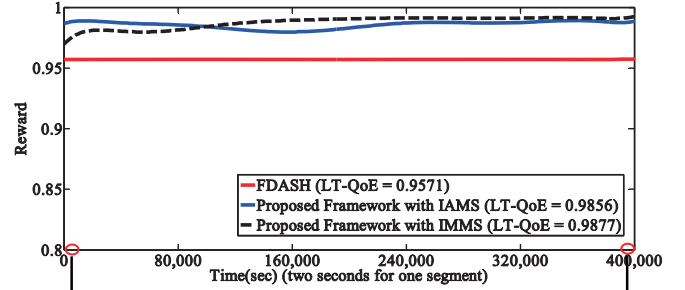


Fig. 26. Rewards and *LT-QoEs* comparisons under the constant channel.

channel environment and the video complexity level are changed. In this case, the channel environment is changed from a static channel to a Markov channel with parameter $p = 0.5$ at the 300-th episode, while the video complexity is randomly changed for each segment after the 300-th episode, as shown in Fig. 25. We can see that the performance of the rate-based method is the worst. The performance of the *PD controller-based method* is also not good enough since it cannot adapt to the frequent fluctuations of channel environments. The *online learning-based method* can adapt to the complexity fluctuations to some extent, but the *proposed frameworks (IMMS and IAMS)* perform better. Also we should note that the *LT-QoE* of the online learning-based method is similar to that of the proposed frameworks as shown in Fig. 25. The reason is that the long term simulation time is propitious to the online learning-based method.

(iv) Comparison with state-of-the-art methods

In order to further validate the performance of the proposed frameworks (*IMMS* and *IAMS*), we have also compared them with a fuzzy logic-based rate adaptation method (denoted by *FDASH*) [53] under different channels. Although the *FDASH*

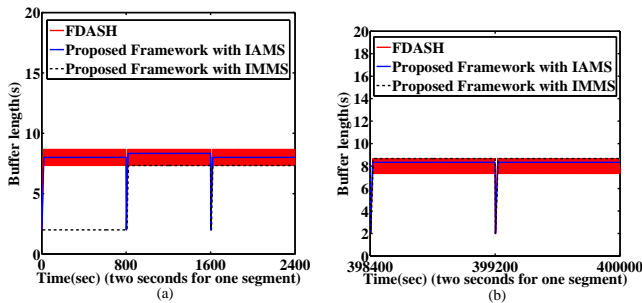


Fig. 27. Buffer length comparisons under the constant channel.

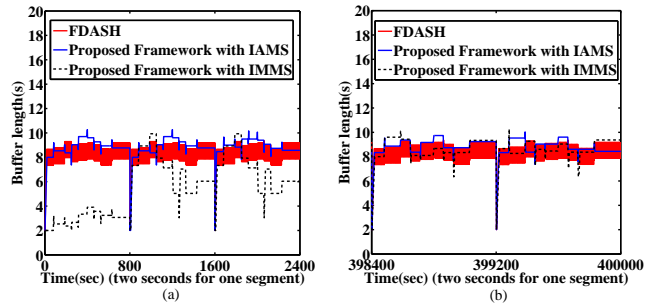
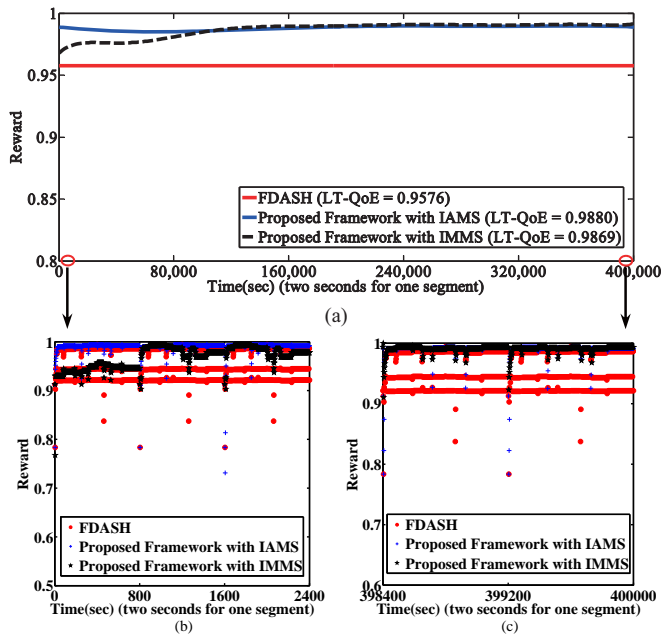


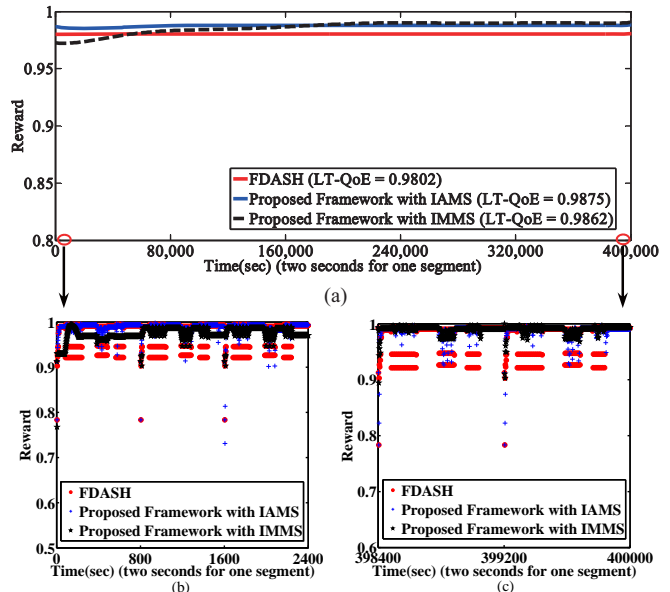
Fig. 29. Buffer length comparisons under the short-term fluctuating channel.

Fig. 28. Rewards and $LT-QoEs$ comparisons under the short-term fluctuating channel.

method can also be integrated into the proposed frameworks, we should note that we only integrated the rate-based method, the PD controller-based method, and the online learning-based method into the *IMMS* and *IAMS* frameworks. For the constant channel, the rewards and $LT-QoEs$ are compared in Fig. 26, while the corresponding buffer lengths are compared in Fig. 27. We can see that the buffer lengths of the *FDASH* are more stable than those of the proposed frameworks, but both the rewards and the $LT-QoE$ of each of the proposed frameworks are larger than those of *FDASH*. Similar results can also be observed from Figs. 28-32, for the other channels.

(v) Evaluation with commonly used QoE models

Lastly, we evaluate the performance of the rate-based method, the PD controller-based method, the online learning-based method, the *FDASH*, the proposed framework with *IAMS*, and the proposed framework with *IMMS*, by using two extensively used QoE models [43] and [45], as shown in TABLE III.

Fig. 30. Rewards and $LT-QoEs$ comparisons under the long-term fluctuating channel.

The QoE model proposed in [43] can be written as

$$QoE^M = \sum_{m=1}^M q(r_m) - \lambda \sum_{m=1}^M |q(r_{m+1}) - q(r_m)| - \mu \sum_{m=1}^M (T_m^{down} - B_m), \quad (13)$$

where $\lambda = 1$ and $\mu = 6$ are model parameters that are empirically defined in [43], M is the number of received segments, r_m is the bitrate of the m -th requested video

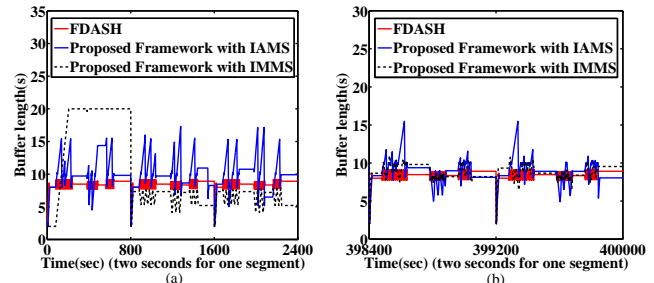


Fig. 31. Buffer length comparisons under the long-term fluctuating channel.

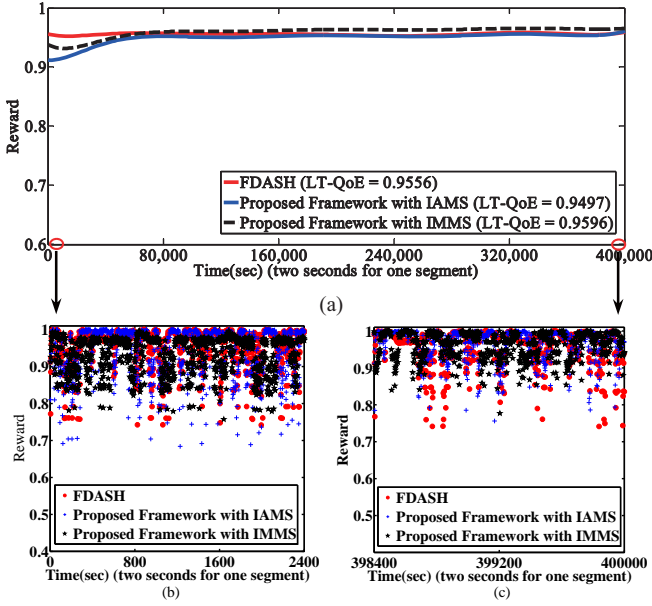


Fig. 32. Rewards and $LT-QoEs$ comparisons under the Markov channel ($p = 0.5$).

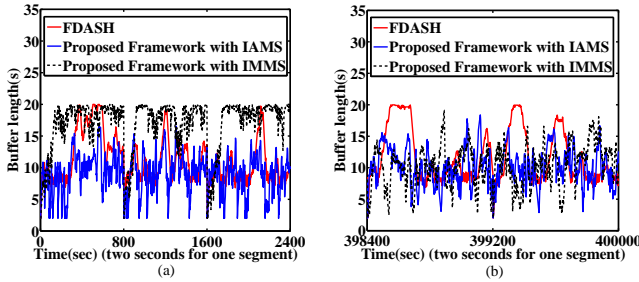


Fig. 33. Buffer length comparisons under the Markov channel ($p = 0.5$).

segment, $q(r_m)$ is the corresponding SSIM value, T_m^{down} is the download time of the m -th segment, and B_m is the buffer length at the end time of the m -th segment.

The QoE model proposed in [45] can be written as

$$QoE = 4.85 \cdot Q_{norm} - 4.95 \cdot F - 1.57 \cdot S + 0.5, \quad (14)$$

where Q_{norm} is the normalized average quality of all the received video segments,

$$Q_{norm} = \frac{1}{M \cdot Q_{max}} \cdot \sum_{m=1}^M Q_m, \quad (15)$$

M is the number of requested video segments, Q_{max} is the highest quality of all the received video segments, F is a factor to evaluate the negative gain of playout interruption,

$$F = \frac{7}{8} \cdot \frac{\ln(f_F + 1)}{6} + \frac{1}{8} \cdot \frac{\min(f_T, 15)}{15}, \quad (16)$$

f_F and f_T denote freeze frequency and average freeze duration respectively, S in Eq. (14) is used to evaluate the negative gain of video quality fluctuations,

$$S = \frac{sw_{number}}{M} \cdot \frac{sw_{depth}}{(Q_{max} - Q_{min})}, \quad (17)$$

TABLE III
COMPARISONS RESULTS BY TWO EXTENSIVELY USED QoE METRICS

Bandwidth Variations	Methods	QoE [43]	QoE [45]
Constant channel (3000kbps)	Rate based	1.9705	4.5355
	PD controller-based	1.9747	5.1679
	Online learning	1.9768	4.8388
	FDASH	1.9730	4.8201
	Proposed Framework with IAMS	1.9863	5.2042
Short-term fluctuating channel	Proposed Framework with IMMS	1.9862	5.0534
	Rate based	1.9744	4.8001
	PD controller-based	1.9797	4.9169
	Online learning	1.9764	4.8535
	FDASH	1.9758	4.8307
Long-term fluctuating channel	Proposed Framework with IAMS	1.9819	5.0996
	Proposed Framework with IMMS	1.9819	4.9944
	Rate based	1.9740	4.4173
	PD controller-based	1.9742	4.8526
	Online learning	1.9754	4.8037
Markov channel ($p=0.5$)	FDASH	1.9749	4.7962
	Proposed Framework with IAMS	1.9895	5.0621
	Proposed Framework with IMMS	1.9894	4.9926
	Rate based	1.9084	3.8498
	PD controller-based	1.2075	2.2954
Abrupt channel changes	Online learning	1.9290	3.9163
	FDASH	1.9125	3.8658
	Proposed Framework with IAMS	1.9353	3.9414
	Proposed Framework with IMMS	1.9310	4.0930
	Rate based	1.9451	4.2147
Abrupt video complexity changes	PD controller-based	1.6734	3.8982
	Online learning	1.9546	4.4915
	FDASH	1.9514	4.4706
	Proposed Framework with IAMS	1.9533	4.4978
	Proposed Framework with IMMS	1.9603	4.7388
Abrupt channel and video complexity changes	Rate based	1.9517	4.3494
	PD controller-based	1.9539	4.5171
	Online learning	1.9583	4.5011
	FDASH	1.9567	4.4792
	Proposed Framework with IAMS	1.9691	4.5795
Abrupt channel and video complexity changes	Proposed Framework with IMMS	1.9696	4.6614
	Rate based	1.9076	4.0211
	PD controller-based	1.6498	3.8500
	Online learning	1.9160	4.0995
	FDASH	1.9147	4.0830
Abrupt channel and video complexity changes	Proposed Framework with IAMS	1.9245	4.3124
	Proposed Framework with IMMS	1.9250	4.4776

where sw_{number} and sw_{depth} represent the number and the average amplitude of bitrate switches, respectively.

From TABLE III, we can see that the proposed frameworks always produce the highest $QoEs$ with respect to different types of channel bandwidth variations, no matter what QoE model is used. It can also be observed that for more complex bandwidth conditions and video contents, the performance of the proposed framework with **IMMS** is better than that of the proposed framework with **IAMS**.

V. CONCLUSIONS AND FUTURE WORK

We proposed an ensemble rate adaptation framework for DASH clients by leveraging the advantages of multiple rate adaptation methods to improve the QoE of users. The proposed framework consists of two modules: a method pool and a method controller. At each method switching time, the method controller will select the best method that can achieve the best reward from the method pool. We also proposed two method switching strategies: **IAMS** and **IMMS**, to select an appropriate rate adaptation method. Three popular rate adaptation methods (rate-based method, PD controller-based method, and online learning-based method) are integrated into

the proposed framework. Simulation results have shown that the proposed framework can fully use the advantages of the methods in the method pool, and always provide the largest QoE for users.

In the future, we will implement the algorithm in a more realistic scenario, based on a real test-bed which uses a realistic TCP transmission. The performance of the proposed ensemble learning-based rate adaptation framework largely depends on the integrated methods in the method pool. Therefore, we will add more advanced adaptation methods into the framework and improve the strategy of the method controller to adapt to more complex environments. Another future work is to cut down the system complexity and reduce the decision time as much as possible.

ACKNOWLEDGMENT

The authors would like to thank Institute of Information Technology (ITEC) at Klagenfurt University for the valuable and basis work of DASH.

REFERENCES

- [1] T. Stockhammer, "Dynamic Adaptive Streaming over HTTP - Standards and Design Principles" in *Proc. ACM Multimedia Systems Conference*, California, Feb. 2011, pp.133-144.
- [2] J. Kua, G. Armitage and P. Branch, "A Survey of Rate Adaptation Techniques for Dynamic Adaptive Streaming over HTTP" *IEEE Commun. Surveys and Tutorials*, vol. 19, no. 3, pp. 1842-1866, 2017.
- [3] M. Dräxler and H. Karl, "Cross-Layer Scheduling for Multi-Quality Video Streaming in Cellular Wireless Networks," in *Proc. the 9th Int. Wirel. Commun. and Mobile Comput. (IWCMC)*, Sardinia, pp. 1181-1186, 2013.
- [4] F. Dobrian, V. Sekar, A. Awan, I. Stoica, D. Joseph, A. Ganjam, J. Zhan and H. Zhang, "Understanding the impact of video quality on user engagement," in *Proc. ACM SIGCOMM Conference(SIGCOMM'11)*, Toronto, pp. 362-373, Aug. 2011.
- [5] H. Bai, W. Lin, M. Zhang, A. Wang and Y. Zhao, "Multiple Description Video Coding Based on Human Visual System Characteristics," *IEEE Trans. Circuits Syst. Video Technol.*, vol. 24, no. 8, pp. 1390-1394, Aug. 2014.
- [6] X. Yin, A. Jindal, V. Sekar and B. Sinopoli, "A Control Theoretic Approach for Dynamic Adaptive Video Streaming over HTTP," in *Proc. ACM Conference on Special Interest Group on Data Communication (SIGCOMM)*, London, pp. 325-338, Aug. 2015.
- [7] S. García, J. Cabrera and N. García, "Quality-Control Algorithm for Adaptive Streaming Services over Wireless Channels," *IEEE J. Sel. Topics Signal Process.*, vol. 9, no. 1, pp. 50-59, Feb. 2015.
- [8] D. Ghadiyaram, J. Pan and A. C. Bovik, "A Subjective and Objective Study of Stalling Events in Mobile Streaming Videos," *IEEE Trans. Circuits Syst. Video Technol.*, vol. PP, no. 99, pp. 1-1, Nov. 2017.
- [9] N. Eswara, K. Manasa, A. Kommineni, S. Chakraborty, H. P. Sethuram, K. Kuchi, A. Kumar and S. S. Channappayya, "A Continuous QoE Evaluation Framework for Video Streaming over HTTP," *IEEE Trans. Circuits Syst. Video Technol.*, vol. PP, no. 99, pp. 1-1, Aug. 2017.
- [10] D. Zegarra Rodríguez, R. Lopes Rosa, E. Costa Alfaia, J. Issy Abrahão and G. Bressan, "Video Quality Metric for Streaming Service Using DASH Standard," *IEEE Trans. on Broadcast.*, vol. 62, no. 3, pp. 628-639, Sept. 2016.
- [11] J. De Vriendt, D. De Vleeschauwer and D. C. Robinson, "QoE Model for Video Delivered over an LTE Network Using HTTP Adaptive Streaming," *Bell Labs Technical Journal*, vol. 18, no. 4, pp. 45-62, Mar. 2014.
- [12] Y. Liu, S. Dey, F. Ulupinar, M. Luby and Y. Mao, "Deriving and Validating User Experience Model for DASH Video Streaming," *IEEE Trans. Broadcast.*, vol. 61, no. 4, pp. 651-665, Dec. 2015.
- [13] N. Carlsson, D. Eager, V. Krishnamoorthi and T. Polishchuk, "Optimized Adaptive Streaming of Multi-Video Stream Bundles," *IEEE Trans. Multimedia*, vol. 19, no. 7, pp. 1637-1653, Jul. 2017.
- [14] D. Yun and K. Chung, "DASH-Based Multi-View Video Streaming System," *IEEE Trans. Circuits Syst. Video Technol.*, vol. PP, no. 99, pp. 1-1, 2017.
- [15] X. Ge, L. Pan, Q. Li, G. Mao and S. Tu, "Multipath Cooperative Communications Networks for Augmented and Virtual Reality Transmission," *IEEE Trans. Multimedia*, vol. 19, no. 10, pp. 2345-2358, Oct. 2017.
- [16] J. Xiao, M. M. Hannuksela, T. Tillo and M. Gabbouj, "A Paradigm for Dynamic Adaptive Streaming over HTTP for Multi-view Video," in *Proc. the 16th Pacific-Rim Conference on Multimedia*, Gwangju, pp. 410-418, Sept. 2015.
- [17] C. Federico, D. Stefano, T. Laura and F. Pascal, "Online Learning Adaptation Strategy for DASH Clients," in *Proc. the 7th ACM International Conference on Multimedia Systems (MMSys)*, Klagenfurt, pp.77-88, May. 2016.
- [18] C. Zhou, C. W. Lin, X. Zhang and Z. Guo, "A Control-Theoretic Approach to Rate Adaption for DASH over Multiple Content Distribution Servers," *IEEE Trans. Circuits Syst. Video Technol.*, vol. 24, no. 4, pp. 681-694, Apr. 2014.
- [19] T.-Y. Huang, R. Johari, N. McKeown, M. Trunnell and M. Watson, "A Buffer-Based Approach to Rate Adaptation: Evidence from A Large Video Streaming Service," in *Proc. 2014 ACM Conference on Special Interest Group on Data Communication (SIGCOMM)*, Chicago, pp. 187-198, Aug. 2014.
- [20] T.-Y. Huang, R. Johari and N. McKeown, "Downtown Abbey without The Hiccups: Buffer-Based Rate Adaptation for HTTP Video Streaming," in *Proc. the 5th ACM SIGCOMM Workshop on Future Human-Centric Multimedia Networking (FhMN)*, Hong Kong, pp. 9-11, Aug. 2013.
- [21] S. Meng, J. Sun, Y. Duan and Z. Guo, "Adaptive Video Streaming with Optimized Bitstream Extraction and PID-Based Quality Control," *IEEE Trans. Multimedia*, vol. 18, no. 6, pp. 1124-1137, Jun. 2016.
- [22] C. Zhou, C. W. Lin and Z. Guo, "mDASH: A Markov Decision-Based Rate Adaptation Approach for Dynamic HTTP Streaming," *IEEE Trans. Multimedia*, vol. 18, no. 4, pp. 738-751, Apr. 2016.
- [23] A. Bokani, M. Hassan, S. Kanhere and X. Zhu, "Optimizing HTTP-Based Adaptive Streaming in Vehicular Environment Using Markov Decision Process," *IEEE Trans. Multimedia*, vol. 17, no. 12, pp. 2297-2309, Dec. 2015.
- [24] V. Martín, J. Cabrera and N. García, "Design, Optimization and Evaluation of a Q-learning HTTP Adaptive Streaming Client," *IEEE Trans. Consum. Electron.*, vol. 62, no. 4, pp. 380-388, Nov. 2016.
- [25] M. Claeys, S. Latré, J. Famaey, T. Wu, W. V. Leekwijck and F. D. Turck, "Design and Optimization of a FAQ-Learning-Based HTTP Adaptive Streaming Client." *Connection Science*, vol.26, no. 1, pp. 25-43, Jan. 2014.
- [26] S. Petrangeli, M. Claeys, S. Latré, J. Famaey and F. De Turck, "A Multi-Agent Q-Learning-Based Framework for Achieving Fairness in HTTP Adaptive Streaming," in *Proc. IEEE/IFIP Network Operations and Management Symposium: Management in a Software Defined World (NOMS)*, Krakow, pp. 1-9, May. 2014.
- [27] J. Jiang, V. Sekar and H. Zhang, "Improving Fairness, Efficiency and Stability in HTTP-Based Adaptive Video Streaming with FESTIVE," in *Proc. the 8th ACM International Conference on Emerging Networking Experiments and Technologies (CoNEXT '12)*, New York, pp. 97-108, Dec. 2012.
- [28] Z. Li, X. Zhu, J. Gahm, R. Pan, H. Hu, A. C. Begen and D. Oran, "Probe and Adapt: Rate Adaptation for HTTP Video Streaming at Scale," *IEEE J. Sel. Areas Commun.*, vol. 32, no. 4, pp. 719-733, Apr. 2014.
- [29] C. Wang, A. Rizk and M. Zink, "SQUAD: A Spectrum-Based Quality Adaptation for Dynamic Adaptive Streaming over HTTP," in *Proc. the 7th ACM International Conference on Multimedia Systems (MMSys)*, Klagenfurt, pp. 1-12, May. 2016.
- [30] A. Mansy, B. Ver Steeg and M. Ammar, "SABRE: A Client Based Technique for Mitigating the Buffer Bloat Effect of Adaptive Video Flows," in *Proc. the 4th ACM International Conference on Multimedia Systems (MMSys)*, Oslo, pp. 214-225, Mar. 2013.
- [31] H. Yuan, X. Wei, F. Yang, J. Xiao and S. Kwong, "Cooperative Bargaining Game-Based Multiuser Bandwidth Allocation for Dynamic Adaptive Streaming Over HTTP," *IEEE Trans. Multimedia*, vol. 20, no. 1, pp. 183-197, Jan. 2018.
- [32] H. Yuan, H. Fu, J. Liu, J. Hou and S. Kwong, "Non-Cooperative Game Theory Based Rate Adaptation for Dynamic Video Streaming over HTTP," *IEEE Trans. Mobile Comput.*, Early Access , 2018.
- [33] C. Maxim, L. Steven, F. Jeroen, T. Wu, V. Werner and D. Filip, "Design of a Q-Learning Based Client Quality Selection Algorithm for HTTP

- Adaptive Video Streaming,” in *Proc. AAMAS Workshop on Adaptive and Learning Agents (ALA)*, Saint Paul, pp. 30-37, May. 2013.
- [34] C. Liu, I. Bouazizi and M. Gabbouj, “Rate Adaptation for Adaptive HTTP Streaming,” in *Proc. 2nd Annual ACM Multimedia Systems Conference (MMSys’11)*, San Jose, pp. 169-174, Feb. 2011.
- [35] Y. Sun, X. Yin, J. Jiang, V. Sekar, F. Lin, N. Wang, T. Liu and B. Sinopoli, “CS2P: Improving Video Bitrate Selection and Adaptation with Data-Driven Throughput Prediction,” in *Proc. ACM Conference on Special Interest Group on Data Communication (SIGCOMM)*, Florianopolis, pp. 272-285, Aug. 2016.
- [36] L. Liu, C. Zhou, X. Zhang, Z. Guo and C. Li, “Probabilistic Chunk Scheduling Approach in Parallel Multiple-Server DASH,” in *Proc. 2014 IEEE Visual Communications and Image Processing Conference*, Valletta, pp. 5-8, Dec. 2014.
- [37] S. Zhang, B. Li and B. Li, “Presto: Towards Fair and Efficient HTTP Adaptive Streaming from Multiple Servers,” in *Proc. 2015 IEEE International Conference on Communications (ICC)*, London, pp. 6849-6854, Jun. 2015.
- [38] A. Zambelli, “MS-SSTR: Microsoft Smooth Streaming Protocol Technical Report,” *Microsoft Corp.*, Redmond, WA, USA, Jun. 2010. [Online]. Available: <http://www.iis.net/downloads/microsoft/smooth-streaming>.
- [39] S. Akhshabi, A. C. Begen and C. Dovrolis, “An Experimental Evaluation of Rate-Adaptation Algorithms in Adaptive Streaming over HTTP,” in *Proc. ACM Multimedia Syst.*, pp. 169-174, Feb. 2011.
- [40] Adobe HTTP Dynamic Streaming (HDS), Adobe, San Jose, CA, USA, 2016. [Online]. Available: <https://www.adobe.com/devnet/hds.html>
- [41] Apple HTTP Live Streaming, Apple, Cupertino, CA, USA, 2016. [Online]. Available: <https://developer.apple.com/streaming/>
- [42] C.G. Healey and J. T. Enns, “Attention and visual memory in visualization and computer graphics,” *IEEE Transactions on Visualization and Computer Graphics*, vol. 18, no. 7, pp. 1170-1188, Jul. 2012.
- [43] X. Yin, V. Sekar and B. Sinopoli. “Toward A Principled Framework to Design Dynamic Adaptive Streaming Algorithms over HTTP,” in *Proc. the 13th ACM SIGCOMM Workshop on Hot Topics in Networks (HotNets)*, Los Angeles, pp. 1-1, Oct. 2014.
- [44] L. Yu, T. Tillo and J. Xiao, “QoE-Driven Dynamic Adaptive Video Streaming Strategy with Future Information,” *IEEE Trans. Broadcast.*, vol. 63, no. 3, pp. 523-534, Sept. 2017.
- [45] R. Mok, E. Chan and R. Chang. “Measuring the Quality of Experience of HTTP Video Streaming,” in *Proc. the 12th IFIP/IEEE International Symposium on Integrated Network Management (IM)*, Dublin, pp. 485-492, May. 2011.
- [46] Z. Wang, A. C. Bovik, H. R. Sheikh and E. P. Simoncelli, “Image Quality Assessment: from Error Visibility to Structural Similarity,” *IEEE Trans. Image Process.*, vol. 13, no. 4, pp. 600-612, Apr. 2004.
- [47] D. Suh, G. Park, H. Ko and S. Pack. “Mobility-Aware DASH for Cost-Optimal Mobile Multimedia Streaming Services,” in *Proc. 2015 IEEE Conference on Computer Communications Workshops (INFOCOM WKSHPS)*, Hong Kong, pp. 57-58, Apr. 2015.
- [48] E. Altman, K. Avrachenkov, C. Barakat and P. Dube. “Performance Analysis of AIMD Mechanisms over A Multi-State Markovian Path,” *Computer Networks*, vol.47, no.3, pp.307-326, Feb. 2005.
- [49] D. J. Vergados, A. Michalas, A. Sgora, D. D. Vergados and P. Chatzimisios. “FDASH: A Fuzzy-Based MPEG/DASH Adaptation Algorithm,” *IEEE Systems Journal*, vol. 10, no. 2, pp. 859-868, Dec. 2015.