

---

# SCORE AND LYRICS-FREE SINGING VOICE GENERATION

---

A PREPRINT

**Jen-Yu Liu**  
Taiwan AI Labs  
Taipei, Taiwan  
jyliu@ailabs.tw

**Yu-Hua Chen**  
Taiwan AI Labs / Academia Sinica  
Taipei, Taiwan  
cloud60138@citi.sinica.edu.tw

**Yin-Cheng Yeh**  
Taiwan AI Labs  
Taipei, Taiwan  
yyeh@ailabs.tw

**Yi-Hsuan Yang**  
Taiwan AI Labs / Academia Sinica  
Taipei, Taiwan  
yang@citi.sinica.edu.tw

March 8, 2022

## ABSTRACT

Generative models for singing voice have been mostly concerned with the task of “singing voice synthesis,” i.e., to produce singing voice waveforms given musical scores and text lyrics. In this work, we explore a novel yet challenging alternative: singing voice generation without pre-assigned scores and lyrics, in both training and inference time. In particular, we propose three either unconditioned or weakly conditioned singing voice generation schemes. We outline the associated challenges and propose a pipeline to tackle these new tasks. This involves the development of source separation and transcription models for data preparation, adversarial networks for audio generation, and customized metrics for evaluation.

## 1 Introduction

The task of computationally producing singing voices is usually referred to as singing voice *synthesis* (SVS) in the literature [Cook, 1996]. Most researchers assume that the note sequence and the lyrics of the waveform to be generated are given as the model input, and aim to build synthesis engines that sound as natural and expressive as a real singer [Blaauw *et al.*, 2019; Hono *et al.*, 2019; Kaewtip *et al.*, 2019; Lee *et al.*, 2019a; Tamaru *et al.*, 2019]. As such, the content of the produced singing voice is largely determined by the given model input, which is usually assigned by human. And, accordingly, progress in SVS has followed closely with that in text-to-speech (TTS) synthesis [Umbert *et al.*, 2015; Shen *et al.*, 2017; Gibiansky *et al.*, 2017].

However, we argue that singing according to a pre-assigned musical score and lyrics is only a part of the human singing activities. For human beings, singing can also be a spontaneous activity. We learn to spontaneously sing when we were children [Dowling, 1984]. We do not need a score to sing when we are humming on the road or in the bathroom. The voices sung do not have to be intelligible. Jazz vocalists can improvise according to a chord progression, an accompaniment, or even nothing.

We aim to explore such a new task in this paper: teaching a machine to sing with a training collection of singing voices, but without the corresponding musical scores and lyrics of the training data. Moreover, the machine has to sing without pre-assigned score and lyrics as well even in the inference (generation) time. This task is challenging in that, as the machine sees no lyrics at all, it hardly has any knowledge of the human language to pronounce or articulate either voiced or unvoiced sounds. And, as the machine sees no musical scores at all, it has to find its own way learning the language of music in creating plausible vocal melodies. It also makes the task different from TTS.

Specifically, we consider three types of such score- and lyrics-free singing voice *generation* tasks, as shown in Figures 1(b)–(d). A *free singer* sings with only random noises as the input. An *accompanied singer* learns to sing over a piece of

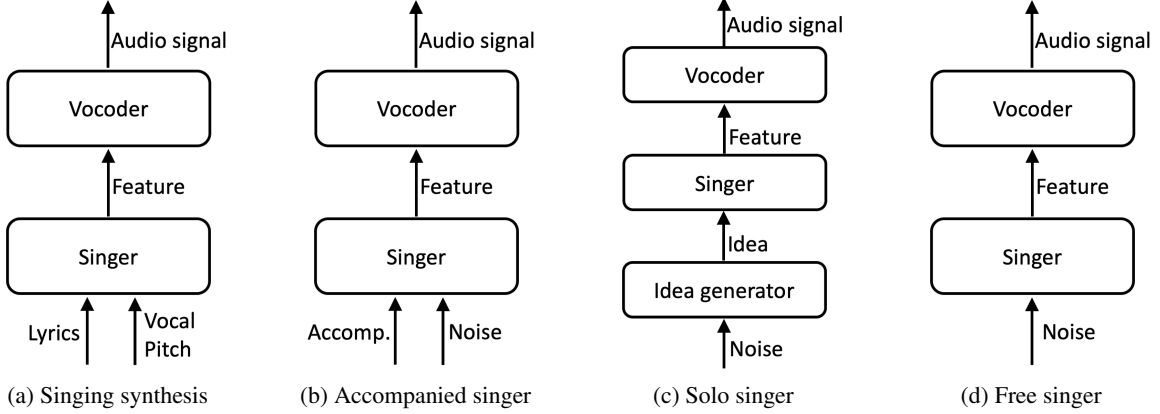


Figure 1: Schemes of singing voice generation; black the strength of condition decreases from left to right.

instrumental music, which is given as an audio waveform (again without score information). Finally, a *solo singer* also sings with only noises as the input, but it uses the noises to firstly generate some kind of ‘inner ideas’ of what to sing.

From a technical point of view, we can consider SVS as a *strongly conditioned* task for generating singing voices, as the target output is well specified by the input. In contrast, the proposed tasks are either *unconditioned* or *weakly conditioned*. This work therefore contributes to expanding the “spectrum” (in terms of the strength of conditional signals) of singing voice generation. Doing so has at least two implications. First, while our models are more difficult to train than SVS models, they enjoy more freedom in the generation output. Such freedom may be desirable considering the artistic nature of singing. Second, we can more easily use a larger training set to train our model—due to the difficulty in preparing time-aligned scores and lyrics, the training set employed in existing work on SVS usually consists of tens of songs only [Lee *et al.*, 2019a]; in contrast, in our case we do not need labeled and aligned data and can therefore use more than hundreds of songs for training. This may help establish a universal model based on which extensions can be made.

The proposed accompanied singer also represents one of the first attempts to produce singing voice given an accompaniment. One intuitive approach to achieve this is to first generate a score according to an accompaniment in the symbolic domain and then synthesize the singing voices according to the score. The second step of synthesis is relatively well-established, but the first step of generating a score given an accompaniment is not explored yet. Extensive researches have been done in generating scores of one or several instruments [Hadjeres *et al.*, 2017; Yang *et al.*, 2017; Huang *et al.*, 2019; Payne, 2019]. However, to the best of our knowledge, very few, if any, researches have been done on generating scores of singing voices given an accompaniment. Our approach bypasses the step of generating scores by directly generating the mel-spectrogram representation.

We outline below the challenges associated with the proposed tasks and the solutions we investigate.

First, the tasks are unsupervised as we do not provide any labels (e.g., annotations of phonemes, pitches, or onset times) for the training singing files. The machine has to learn the complex structure of music directly from audio signals. We explore the use of generative adversarial network (GAN) [Goodfellow *et al.*, 2014] to address this issue, for its demonstrated effectiveness for SVS [Hono *et al.*, 2019] and pitch-conditioned instrument note synthesis [Engel *et al.*, 2019].

Specifically, we design a novel GAN-based architecture to learn to generate the mel-spectrogram of singing voice, and then use WaveRNN [Kalchbrenner *et al.*, 2018], a single-layer recurrent neural network, as the vocoder to generate the audio waveform. Rather than considering the mel-spectrograms as a fixed-size image as done in recent work on audio generation [Engel *et al.*, 2019; Marafioti *et al.*, 2019], we use gated recurrent units (GRUs) [Cho *et al.*, 2014] and dilated convolutions [van den Oord *et al.*, 2016] in both the generator and discriminator, to model both the local and sequential patterns in music and to facilitate the generation of variable-length waveforms.

Second, for training the free singer, unaccompanied vocal tracks are needed. As for the accompanied singer, we need additionally an accompaniment track for each vocal track. However, public-domain multi-track music data is hard to find. We choose to implement a vocal source separation model with state-of-the-art separation quality [Liu and Yang, 2019] for data preparation. The proposed pipeline for training and evaluating an accompanied singer is illustrated in Figure 2. The advantage of having a vocal separation model is that we can use as many audio files as we have to

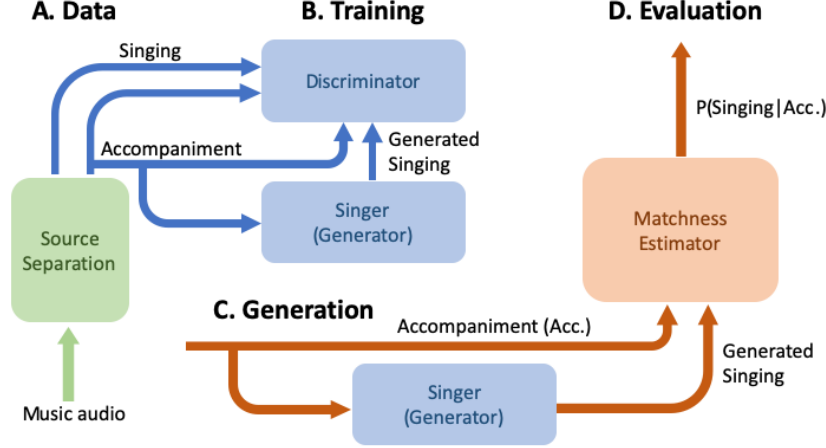


Figure 2: A pipeline for building the accompanied singer. We use source separation to get separated singing voice and accompaniment from professionally recorded audio files. Then, we use the separated tracks to train the generators and discriminators in the GAN. In inference time, we feed an unseen accompaniment to the trained singer model and let it “sing.”

compile the training data. The downside is that the singing voice generation models may suffer from the artifacts [Cano *et al.*, 2018] of the source separation model, which is moderate but not negligible.<sup>1</sup>

Third, for the accompanied singer, there is no single “ground truth” and the relationship between the model input and output may be one-to-many. This is because there are plenty of valid ways to sing over an accompaniment track. For diversity and artistic freedom, we cannot ask the machine to generate any specific singing voice in response to an accompaniment track, even if we have paired data of vocal and accompaniment tracks. We investigate using conditional GAN [Mirza and Osindero, 2014] to retain the possibility of generating singing voices with multiple modes.

Fourth, as the proposed tasks are new, there are no established ways for performance evaluation. According to our setting, we desire our machine to generate audio waveforms with high quality and diversity, vocal-like timbre, plausible pitch contour, emotion expression, and, for the accompanied singer, that are in harmony with the given accompaniment track. But, the singing does not have to be intelligible. We propose customized objective and subjective metrics to evaluate our models in these aspects. For example, we adapt the melody harmonization model proposed by Lim *et al.* [2017] to measure the matchness between the generated vocal track and the given accompaniment track.

Finally, reproducibility is a major issue, especially for a subjective task. We intend to use publicly-available copyright-free instrumental music as the conditional signals for testing the accompanied singer, so that other researchers can use the same testing conditions for model comparison in the future.

We focus on Jazz music in this work. Samples of the generated singing voices can be downloaded at <https://bit.ly/2mIvoIc>.

## 2 Schemes of singing voice generation

A **free singer** takes no conditions at all as the input. We want it to sing freely. The singing voices from a free singer may not even sound good, but they should sound like singing voice. A free singer is like we are freely humming or singing on the road walking or in the bathroom taking a shower. We may not even know what we are singing and likely there is no underlying musical score.

From the viewpoint of a generative model, training a free singer amounts to modeling a distribution  $P(\mathbf{Y})$ , where  $\mathbf{Y} \in \mathbb{R}^{K \times T}$  is a matrix representing a sequence of  $K$ -dimensional features and  $T$  is the number of time frames. A free singing is sampled from this distribution without conditions.

<sup>1</sup>Research on singing voice separation has made remarkable progress in recent years. As reported in [Stöter *et al.*, 2018], state-of-the-art models perform comparably to an oracle approach for many cases. Open-source implementations of state-of-the-art models are also available [Stöter *et al.*, 2019; Hennequin *et al.*, 2019].

An **accompanied singer** takes as the input a sequence of accompaniment-derived features. An accompanied singer tries to generate singing voices that match the accompaniment track in some way. It is similar to the case of Karaoke, where a backing accompaniment track is played from a speaker, the lyrics and a video are displayed on a screen, and a user tries to sing according to the lyrics and the backing track. The difference is that, this time the user is a trained model and we do not ask it to follow the lyrics or the exact pitch contour of the accompaniment. The note sequence found in the singing has to be in harmony with, but not a duplicate of, that in the backing track.

Training an accompanied singer amounts to modeling a distribution  $P(\mathbf{Y}|\mathbf{A})$ , where  $\mathbf{Y} \in \mathbb{R}^{K \times T}$  represents a feature sequence of the vocal track, and  $\mathbf{A} \in \mathbb{R}^{H \times T}$  is a feature sequence of the given accompaniment track. In our implementation, we use the mel-spectrograms for  $\mathbf{Y}$  in compliance with the need of the vocoder. For  $\mathbf{A}$ , different features can be tried, and we investigate using a transcription model [Hawthorne *et al.*, 2018] to extract pitch features. See Section 4.1 for details.

A **solo singer** is similar to a free singer in that both takes no conditions as the input. However, a solo singer would generate an ‘inner idea’ first, and then sing according to that. In other words, it learns a joint distribution  $P(\mathbf{Y}|\mathbf{I})Q(\mathbf{I})$ , where  $\mathbf{I} \in \mathbb{R}^{J \times T}$  is a matrix representing the idea sequence. The singer first samples  $\mathbf{I}$  from a distribution  $Q$ , and then uses that to conditionally sample  $\mathbf{Y}$  from  $P$ . The inner idea  $\mathbf{I}$  can take several forms. In this work, we instantiate this scheme with  $\mathbf{I}$  being a chord progression (namely a sequence of chord labels). The distribution  $Q$  is modeled by an auto-regressive recurrent network we build for chord progression generation (with a network architecture adapted from that in [Waite *et al.*, 2016]), as described in Section 3.3.

Alternatively, we can think of a solo singer as a combination of an idea generator and an accompanied singer. For an accompanied singer, the information extracted from the given accompaniment track can take several forms such as transcribed pitches and chord progressions. A solo singer learns to generate such information on its own, without reference to an actual accompaniment track.

### 3 Models

To account for the absence of supervised data and the highly complicated spatio-temporal patterns in audio spectrograms, we propose a new adversarial net that features heavy use of GRUs [Cho *et al.*, 2014; Chung *et al.*, 2014], dilated convolutions [van den Oord *et al.*, 2016; Sercu and Goel, 2016], and feature grouping to build our singer models. We provide the algorithmic details below.

#### 3.1 Block of GRU-Grouped Dilated Convolution-Group Normalization

Network architectures with stacked blocks of GRUs and dilated convolutions have been used to attain state-of-the-art performance in blind musical source separation [Liu and Yang, 2019]. In a source separation task, a model learns to decompose, or unmix, different sources (e.g., vocal, piano, bass, drum) from a mixture signal [Rafii *et al.*, 2018]. This requires the abilities to model the relationships between different sources as well as the relationships between neighboring time frames. The output spectrograms are also expected to be distortion-less and of high audio quality. For it has demonstrated its capability in source separation, we adopt it as a building block of the singer models. Especially, we want the singer models to also consider accompaniment information.

Specifically, one such block we adopted in our models is a stack of GRU, dilated convolution with feature grouping, and group normalization [Wu and He, 2018]. The input to the GRU, the output of the GRU, and the output of the group normalization are summed to form the output of the block. We note that the original ‘D2 block’ used in [Liu and Yang, 2019] uses dilated GRU and uses weight normalization [Salimans and Kingma, 2016] for the dilated convolution layers. However, empirically we find that it is easier for the singer models to converge by replacing weight normalization with group normalization, and using plain GRUs is as good as using dilated GRUs. We refer to our blocks as GRU-grouped dilated convolution-group normalization block (‘G3 block’).

#### 3.2 Singer Models with BEGAN, G3 blocks and Frame-wise Noises (G3BEGAN)

The accompanied singers and solo singers have to take conditions as part of their input. One desirable property of the models is the ability to generate voices with arbitrary length, as the conditional signal can be of variable length. Besides, the model has to deal with the one-to-many issue mentioned in Section 1, and the absence of supervisory signals. With these issues in mind, we design a GAN architecture for score and lyrics-free voice generation. In particular, we pay special attention to the following three components: 1) the network architecture, 2) the input noises for GAN, and 3) the loss function of the discriminator.

Let us first take a look at two existing GAN models for audio generation: [Engel *et al.*, 2019] and [Donahue *et al.*, 2019]. Their generators and discriminators are both based on 2D convolutions, transposed 2D convolutions and dense (linear) layers. The generators take a vector  $\mathbf{z} \in \mathbb{R}^U$  as the input noise and use transposed convolutions to expand  $\mathbf{z}$  so that a temporal dimension emerges in the expanded intermediate matrices. The number of temporal frames in the final output depends on the total strides used in all the transposed convolutions. The discriminators take the output of the generators or the real signal as the input, and compress the input matrix with convolution layers until the output becomes a single value represents the prediction of true (real) or false (generated) data.

A main reason why existing models cannot generate variable-length output is the need to expand  $\mathbf{z}$  by transposed convolution layers. We remedy this by using an architecture consisting of the proposed G3 blocks, and convolutions without strides, for both the generators  $G(\cdot)$  and discriminators  $D(\cdot)$ . Moreover, instead of using a single noise vector, our models take as input a sequence of noise vectors, denoted as  $\mathbf{Z} \in \mathbb{R}^{U \times T}$ , that has the same temporal length as the desired output  $\mathbf{Y}$ . Each column of  $\mathbf{Z}$  is sampled independently from a Gaussian distribution  $Normal(0, 1)$ . At the first glance, it might feel unnatural to have one noise vector per frame as that may result in fast oscillations in the noises. However, we note that the output of  $G(\cdot)$  for the  $t$ -th frame depends not only on the  $t$ -th column of  $\mathbf{Z}$  (and  $\mathbf{C}$  or  $\mathbf{I}$ ), but the entire  $\mathbf{Z}$  (and the condition matrices), due to the recurrent GRUs in the model. We expect that the GRUs in the discriminator  $D(\cdot)$  would force  $G(\cdot)$  to generate consistent consecutive frames. Therefore, the effect of the frame-wise noises might be introducing variations to the generation result (e.g., by adjusting the modes of the generated frame-wise features).

As for the loss function of  $D(\cdot)$ , we experiment with the following three options: the vanilla GAN, the LSGAN [Mao *et al.*, 2017] that adopts the least squares loss function for the discriminator, and the boundary equilibrium GAN (BEGAN) [Berthelot *et al.*, 2017] that adopts an “auto-encoder style” discriminator loss. The  $D(\cdot)$  in either GAN or LSGAN is implemented as a classifier aiming to distinguish between real and generated samples, whereas the  $D(\cdot)$  in BEGAN is an autoencoder aiming to reconstruct its input. Specifically, in BEGAN, the loss functions  $l_D$  and  $l_G$  for the discriminator and generator, as in the case of the accompanied singer, are respectively:

$$l_D = L(\mathbf{X}, \mathbf{C}) - \tau_s L(G(\mathbf{Z}, \mathbf{C}), \mathbf{C}), \quad (1)$$

$$l_G = L(G(\mathbf{Z}, \mathbf{C}), \mathbf{C}), \quad (2)$$

where  $\mathbf{X} \in \mathbb{R}^{K \times T}$  is the feature sequence of a real vocal track sampled from the training data,  $G(\mathbf{Z}, \mathbf{C}) \in \mathbb{R}^{K \times T}$  is the feature sequence for the generated vocal track, and  $L(\cdot)$  is a function that measures how well the discriminator  $D(\cdot)$ , implemented as an auto-encoder, reconstructs its input:

$$L(\mathbf{M}, \mathbf{C}) = \frac{1}{WT} \sum_{w,t} |D(\mathbf{M}, \mathbf{C})_{w,t} - M_{w,t}|, \quad \text{for an arbitrary } W \times T \text{ matrix } \mathbf{M}, \quad (3)$$

where we use  $M_{w,t}$  to denote the  $(w, t)$ -th element of a matrix  $\mathbf{M}$  (and similarly for  $D(\mathbf{M}, \mathbf{C})_{w,t}$ ). Moreover, the variable  $\tau_s$  in Eq. (1) is introduced by BEGAN to balance the power of  $D(\cdot)$  and  $G(\cdot)$  during the learning process. It is dynamically set to be  $\tau_{s+1} = \tau_s + \lambda(\gamma L(\mathbf{X}, \mathbf{C}) - L(G(\mathbf{Z}, \mathbf{C}), \mathbf{C}))$ , for each training step  $s$ , with  $\tau_s \in [0, 1]$ .  $\lambda$  and  $\gamma$  are manually-set hyperparameters.<sup>2</sup>

Empirical comparison of the performance of GAN, LSGAN and BEGAN can be found in Appendix D. It turns out that the BEGAN-based one, referred to as G3BEGAN hereafter, works the best.

### 3.3 Chord Progression Generator

We also use auto-regressive RNN to build a chord progression generator for implementing the solo singer. Our chord generator is trained on the Wikifonia dataset (<http://www.wikifonia.org/>), a set of 6,670 songs in the leadsheet format (i.e., with separated symbolic melody and chord tracks). Its chord vocabulary covers 612 different chords. We set the harmonic rhythm of the chord generator such that a chord change may occur every beat. We desire the chord generator to freely generate chord progressions across different tempo values, time signatures, and keys. Moreover, the generated chord progression has to be rhythmically correct. In achieving so, we encode the tempo, time signatures, and key information (which are available in the Wikifonia dataset) as the initial hidden state of the RNN, and concatenate the chord vector from last time step with the beat position (e.g., 1, 2, 3, 4) of that time step as the input to the RNN. For data augmentation, we transpose the chord progressions found in Wikifonia to 12 possible keys. Once trained, we use the chord generator to create chord progressions for testing the solo singer. With a one-hot encoding, each column of the condition matrix  $\mathbf{I}$  would have dimension  $J = 660$ .

More details of G3BEGAN and the chord generator can be found in Appendices A.1 and A.2.

<sup>2</sup>We replace  $\mathbf{C}$  in the above equations by an empty matrix for the free singer, and by  $\mathbf{I}$  for the solo singer. For the accompanied singer, we note that  $D(\cdot)$  has two ways to discriminate true and fake data: from whether  $G(\mathbf{Z}, \mathbf{C})$  sounds like real singing voice, and from whether  $G(\mathbf{Z}, \mathbf{C})$  matches the given condition  $\mathbf{C}$ .

## 4 Experiments

### 4.1 Experimental Setup and Datasets

In our implementation, we use 80-dimensional mel-spectrograms as the acoustic features modeled and generated by the singer models (i.e.,  $K = 80$ ). We use the python package `librosa` [McFee *et al.*, 2015], with default settings, to compute the mel-spectrograms from audio. A mel-spectrogram is passed to a WaveRNN vocoder [Kalchbrenner *et al.*, 2018] to generate an audio signal from mel-spectrograms. Our implementation of the WaveRNN vocoder is based on the code from Fatchord.<sup>3</sup> Instead of using off-the-shelf pre-trained vocoders, which are typically trained for TTS, we train our vocoder from scratch with a set of 3,500 vocal tracks we separate (by a separation model) from an in-house collection of music that covers diverse musical genres.

One main difficulty in conducting this research is to get vocal tracks for training our singer models. Existing multitrack datasets that contain clean vocal tracks are usually diverse in musical genre and the singing timbre, making it hard for our models to learn the relationship between singing and accompaniment. As we set out to focus on Jazz music in this work, we opt for collecting our own vocal tracks from Jazz music only. We therefore implement our source separation model following the architecture proposed by Liu and Yang [2019], which represents the state-of-the-art as evaluated on the MUSDB benchmark [Rafii *et al.*, 2017]. We use the whole MUSDB dataset to train our separation model. This dataset contains clean vocal and accompaniment tracks. However, for constructing the condition matrix  $\mathbf{A}$  of our accompanied singer, we desire to have separated piano tracks as well (we will explain why shortly). We therefore collect additionally 4.5 hours of Jazz piano solo audio and use them to augment MUSDB for training our source separation model, which can as a result isolate out not only the vocal track but also the piano track from an arbitrary song.

We collect 17.4 hours of Jazz songs containing female voices and 7.6 hours of Jazz songs with male voices. We use the aforementioned separation model to get the vocal tracks. For batched training, we divide the tracks into 10-second sub-clips. Sub-clips that contain less than 40% vocals, as measured from energy, are removed. This leads to 9.9-hour and 5.0-hour training data for female and male Jazz vocals, respectively. 200 and 100 sub-clips are reserved from the training set as the validation set for female singing and male singing, respectively. Each model is trained for 500 epochs. For GAN and LSGAN, we use the models at the 500th epoch for evaluation. For BEGAN, the parameters of the epoch with the best convergence rate [Berthelot *et al.*, 2017] are used for evaluation.

For the accompanied singer, we experiment with extracting pitch-related information from the accompaniment track to form the matrix  $\mathbf{A}$  that conditions the generation of the vocal track. The assumption here is that whether the generated vocal track is in harmony with the accompaniment track can be largely determined by pitch-related information. For this purpose, we implement a piano transcription model to transcribe the separated piano track, leading to 88-dimensional transcribed frame-wise pitch as the accompaniment condition (i.e.,  $H = 88$ , as there are 88 piano notes). We implement a piano transcription model with the G3 blocks introduced in Section 3.1, following the training procedure of [Hawthorne *et al.*, 2018]. We also implement the model of Hawthorne *et al.* [2018]. Under the same training setting, we find that ours is slightly worse than theirs in note F1 score (0.779 vs 0.794) but slightly better in the note precision score (0.834 vs 0.823). We decide to use our model for the better precision, but the difference of using either of them should be small.

The clips in the training set of our singer models may not contain piano playing (see Table 5 for a summary of the datasets). Even if a clip contains piano playing, the piano may not play across the entire clip. Hence, the models have to learn to sing either with or without the piano accompaniment.

For performance evaluation, we collect 5.3 hours of Jazz music from Jamendo (<https://www.jamendo.com>), an online platform for sharing copyright-free music. As said in Section 1, this test set is meant to be public. We apply source separation to the audios, divide each track into 20-second sub-clips,<sup>4</sup> and remove those that do not contain piano. Piano transcription is also applied to the separated piano track, yielding 402 20-second sub-clips for evaluation. 402 chord progressions are generated by the chord generator to evaluate the solo singer and to compute the matchness.

### 4.2 Baselines

As this is a new task, there is no previous work that we can compare with. Therefore, we establish the baselines by 1) computing the baseline objective metrics (see Section 4.3) from the training data of the singing models, and 2) using existing SVS systems for synthesizing singing voices.

<sup>3</sup><https://github.com/fatchord/WaveRNN>

<sup>4</sup>Please note that this is longer than the 10-second sub-clips we used to train the singer models. This is okay as our model can generate variable-length output.

For the SVS baselines, we employ Sinsy [Oura *et al.*, 2010; Hono *et al.*, 2018] and Synthesizer V [Hua and others, 2019], the two well-known SVS systems that are publicly accessible. For Sinsy, we use the publicly available repository<sup>5</sup> to query the Sinsy API (<http://sinsy.jp/>); we use the HMM version [Oura *et al.*, 2010] instead of the deep learning version as the latter cannot generate male voices. For Synthesizer V, we use their software (<https://synthesizerv.com/>). We use Sinsy for both objective and subjective tests, but Synthesizer V for subjective test only, for the latter does not provide a functionality to batch process a collection of MIDI files and lyrics.

SVS systems have to take lyrics and a melody to synthesize singing voices. For the lyrics, we choose to use multiple ‘la,’ the default lyrics for Synthesizer V.<sup>6</sup>

### 4.3 Objective Metrics and Objective Evaluation Result

The best way to evaluate the performance of the singer models is perhaps by listening to the generated results. Therefore, we encourage our readers to listen to the audio files provided in the supplementary material. However, objective evaluation remains desirable, either for model development or for gaining insights into the generation result. We propose the following metrics for our tasks.

- **Vocalness** measures whether an audio clip contains singing voices. There are different publicly available tools for detecting singing voices in an audio mixture (e.g., [Lee *et al.*, 2018]). We choose the JDC model [Kum and Nam, 2019] for it represents the state-of-the-art. In this model, the pitch contour is also predicted in addition to the vocal activation. If the pitch at a frame is outside a reasonable human pitch range (73–988 Hz defined by JDC), the pitch is set to 0 at that frame. We consider a frame as being vocal if it has a vocal activation  $\geq 0.5$  AND has a pitch  $> 0$ . Moreover, we define the vocalness of an audio clip as the proportion of its frames that are vocal. The tool is applied to the non-silence part of an audio<sup>7</sup> of the generated singing voices only, excluding the accompaniment.
- **Average pitch:** We estimate the pitch (in Hz) for each frame with two pitch detection models: the state-of-the-art monophonic pitch tracker CREPE [Kim *et al.*, 2018a], and JDC. The average pitch is computed by averaging the pitches across the frames with confidence higher than 0.5 for CREPE, and across the frames that are estimated to be vocal for JDC.
- **Singing-accompaniment matchness:** As detailed in the appendix, to objectively measure matchness, we build a melody harmonization RNN by adapting the chord generator described in Section 3.3. Given a pair of melody and chord sequences, the model computes the likelihood of observing that chord sequence as the output when taking the melody sequence as the model input. We use the average of the log likelihood across time frames as the matchness score. As the harmonization model considers symbolic sequences, we use CREPE to transcribe the generated voices, and Madmom [Böck *et al.*, 2016] to recognize the chord sequence from the accompaniment track.

Several observations can be made from the result shown in Table 1.

In terms of the average pitch, we can see that the result of our model is fairly close to that of the singing voices in the training data. Moreover, the average pitch of the generated female voices is higher than that of the generated male voices as expected. We can also see that the Sinsy singing voices tend to have overly high pitches, when the melody line is derived from a piano playing (denoted as ‘testing piano skyline.’).

<sup>5</sup><https://github.com/mathigatti/midi2voice>

<sup>6</sup>As our models do not contain meaningful lyrics, to be fair the baselines should not contain meaningful lyrics either. We choose ‘la’ because people do sometimes sing with ‘la’ and it has no semantic meaning. An alternative way to get the lyrics is by randomly sampling a number of characters. However, randomly sampling a reasonable sequence of characters is not a trivial task as well.

For the melodies, we consider two methods:

1. Vocal transcription from singer training data. We use CREPE to transcribe the separated vocals from the singer training data, and convert it to MIDI format.
2. Piano transcription from the Jamendo testing data. As described in Section 4.1, we have separated and transcribed the piano part of the Jamendo data. Yet, the piano transcription often contains multiple notes at the same time. We use the skyline algorithm [Ozcan *et al.*, 2005] to the transcription result to get a melody line comprising the highest notes.

<sup>7</sup>The non-silence frames are derived by using the `librosa` function ‘`effects._signal_to_frame_nonsilent`.’

Proposed model	Average pitch (Hz)		Vocalness	Matchness
	CREPE	JDC	JDC	
Free singer (female)	288 $\pm$ 28	292 $\pm$ 28	0.48 $\pm$ 0.09	-13.28 $\pm$ 3.80
Accompanied singer (female)	313 $\pm$ 18	316 $\pm$ 19	0.55 $\pm$ 0.11	-9.25 $\pm$ 3.13
Solo singer (female)	302 $\pm$ 17	306 $\pm$ 18	0.56 $\pm$ 0.10	-9.30 $\pm$ 3.11
Free singer (male)	248 $\pm$ 39	242 $\pm$ 32	0.44 $\pm$ 0.16	-13.29 $\pm$ 3.19
Accompanied singer (male)	207 $\pm$ 14	200 $\pm$ 15	0.44 $\pm$ 0.13	-9.31 $\pm$ 3.16
Solo singer (male)	213 $\pm$ 14	207 $\pm$ 16	0.46 $\pm$ 0.12	-9.30 $\pm$ 3.13
<b>Baseline: Singing voice synthesis</b>				
Sinsy (training vocal, female)	305 $\pm$ 59	308 $\pm$ 57	0.71 $\pm$ 0.17	-9.20 $\pm$ 3.12
Sinsy (training vocal, male)	260 $\pm$ 86	259 $\pm$ 72	0.73 $\pm$ 0.14	-9.09 $\pm$ 3.14
Sinsy (testing piano skyline, female)	523 $\pm$ 138	431 $\pm$ 62	0.66 $\pm$ 0.14	-8.88 $\pm$ 3.04
Sinsy (testing piano skyline, male)	520 $\pm$ 137	423 $\pm$ 61	0.62 $\pm$ 0.15	-8.93 $\pm$ 3.02
<b>Baseline: Training data</b>				
Wikifonia: real melody-chords	—	—	—	-7.04 $\pm$ 2.91
Wikifonia: random melody-chords	—	—	—	-13.16 $\pm$ 3.72
Singer train data (vocals, female)	312 $\pm$ 70	310 $\pm$ 56	0.60 $\pm$ 0.14	-9.24 $\pm$ 3.09
Singer train data (vocals, male)	263 $\pm$ 93	258 $\pm$ 75	0.64 $\pm$ 0.16	-9.09 $\pm$ 3.22
Singer train data (accomp., female)	—	—	0.05 $\pm$ 0.09	—
Singer train data (accomp., male)	—	—	0.12 $\pm$ 0.15	—
MUSDB clean vocals	271 $\pm$ 81	283 $\pm$ 75	0.59 $\pm$ 0.14	—

Table 1: Result of objective evaluation for our singer models and a few baseline methods.

In terms of vocalness, our models score in general lower than Sinsy, and the singing voices in the training data. However, the difference is not that far. As a reference, we also compute the vocalness of the accompaniments in the training set (denoted as ‘accomp.’) and it is indeed quite low.<sup>8</sup>

As for matchness, we show in Table 1 the score computed from the real melody-chords pairs of Wikifonia (-7.04) and that from random pairs of Wikifonia (-13.16). We can see that the accompanied singers score higher than the random baseline and the free singer as expected.<sup>9</sup> Moreover, the matchness scores of the accompanied singers are close to that of the singer training data.

Examples of the generated spectrograms of our models can be found in the appendix. From visually inspecting the spectrograms and listening to the result, the models seem to learn the characteristics of the singing melody contour (e.g., the F0 is not stable over time). Moreover, the female singer models learn better than the male counterparts, possibly because of the larger training set.

#### 4.4 User Study and Subjective Evaluation Result

We conduct two online, non-paid user studies to evaluate the accompanied singer, the female one. In the first user study, we compare the ‘final’ model (with the number of epochs selected according to a validation set) against two early versions of the model trained with less epochs. In the second one, we compare the proposed accompanied singer with Sinsy and Synthesizer V.

In the first study, we recruit 39 participants to each rate the generated singing for three different accompaniment tracks (each 20 seconds), one accompaniment track per page. The subjects are informed the purpose of our research (i.e., score and lyrics-free singing voice generation) and the user study (to compare three computer models), and are asked to listen in a quiet environment with proper headphone volume. No post-processing (e.g., noise removal, EQ adjustment) is applied to the audio. The ordering of the result of the three models is randomized.

The process of the second study is similar to the first one, but it includes five different accompaniments (randomly chosen from those used in the first user study) and the respective generated/synthesized singing voices. The melodies

<sup>8</sup>We note that Sinsy even scores higher in vocalness than the training data. This may be due to the fact that real singing voices are recorded under different conditions and effects.

<sup>9</sup>The matchness scores of the free singers are computed by pairing them with the 402 test clips.



Model (epochs trained)	Sound quality	Vocalness	Expression	Matchness
G3BEGAN (20 epochs)	$1.59 \pm 0.82$	$1.93 \pm 0.99$	$1.98 \pm 0.88$	$2.18 \pm 1.08$
G3BEGAN (240 epochs)	$2.24 \pm 0.93$	$2.66 \pm 1.01$	$2.60 \pm 1.01$	$2.58 \pm 1.05$
G3BEGAN (final)	$2.38 \pm 0.96$	$2.98 \pm 1.02$	$2.85 \pm 1.00$	$2.74 \pm 1.04$

Table 2: Mean opinion scores (MOS) and standard deviations with respect to four evaluation criteria collected from the user study, for three different versions of accompanied singer (female). The scores are in 5-point Likert scale and are from 1 to 5; the higher the better.

Model (epochs trained)	Sound quality	Vocalness	Expression	Matchness
G3BEGAN (final)	$1.71 \pm 0.70$	$2.39 \pm 1.11$	$2.27 \pm 1.06$	$2.34 \pm 1.16$
Sinsy [Oura <i>et al.</i> , 2010]	$3.19 \pm 1.07$	$2.90 \pm 1.01$	$2.40 \pm 0.98$	$2.10 \pm 0.90$
Synthesizer V [Hua and others, 2019]	$3.57 \pm 1.07$	$3.30 \pm 1.24$	$3.25 \pm 1.10$	$3.35 \pm 1.15$

Table 3: MOS from the second user study, comparing our model and two existing SVS systems.

used for synthesis are those from the piano skyline of the test data, so that our model can be compared with the synthesis methods with the same accompaniment. A separate set of 21 subjects participate in this study. The audio files used in this user study can be downloaded from <https://bit.ly/2qNrekv>.

Tables 2 and 3 show the result of the two studies. We can see that the model indeed learns better with more epochs. Among the four evaluation criteria, the Sound Quality is rated lower than the other three in both studies, suggesting room for improvement.

By comparing the proposed model with the two SVS systems, we see that Synthesizer V performs the best for all the evaluation criteria. Our model achieves better Matchness than Sinsy, and achieves a rating close to Sinsy in Expression.<sup>10</sup> In general, we consider the result as promising considering that our models are trained from scratch with little knowledge of human language.

## 5 Related work

While early work on SVS is mainly based on digital signal processing (DSP) techniques such as sampling concatenation [Cook, 1996; Bonada and Serra, 2007], machine learning approaches offer greater flexibility and have been more widely studied in recent years.

Hidden Markov models (HMMs), in particular, have been shown to work well for the task [Saino *et al.*, 2006]. The Sinsy system, a baseline model in Section 4, is also based on HMMs [Oura *et al.*, 2010]. Nishimura *et al.* [2016] report improved naturalness by using deep neural nets instead of HMMs. Since then, many neural network models have been proposed.

The model presented by Nishimura *et al.* [2016] uses simple fully-connected layers to map symbolic features extracted from the user-provided scores and lyrics, to a vector of acoustic features for synthesis. The input and output features are time-aligned frame-by-frame beforehand by well-trained HMMs. The input features consist of score-related features (e.g., the key of the current bar and the pitch of the current musical note), and lyrics-related ones (the current phoneme identify, the number of phonemes in the current syllable, and the duration of the current phoneme). The output features consist of spectral and excitation parameters and their dynamic features [Hono *et al.*, 2018], which altogether can then be turned into audio with a DSP technique called the MLSA filter [Imai, 1983].

The aforementioned model has been extended in many aspects. For instance, using convolutional layers and recurrent layers in replacement of the fully-connected layers for learning the mapping between input and output features has been respectively investigated by Nakamura *et al.* [2019] and Kim *et al.* [2018b]. Using neural vocoders such as the WaveNet [van den Oord *et al.*, 2016] instead of the MLSA filter has been shown to improve naturalness by Nakamura *et*

<sup>10</sup>We note that Sinsy and Synthesizer V have an unfair advantage on matchness because their singing voices are basically synthesized according to the melody lines of the accompaniment. From Table 3, we see that Synthesizer V does exhibit this advantage, while Sinsy does not. We observe that the Sinsy singing voices do not always align with the provided scores. The fact that Synthesizer V has higher audio quality seem to promote its score in the other criteria. The presence of the result of Synthesizer V seems to also make the subjects in the second study rate the proposed model lower than the subjects do in the first study.

*al.* [2019]. Rather than using hand-crafted features for the input and output, Lee *et al.* [2019a] train a model to predict the mel-spectrogram directly from time-aligned lyrics and pitch labels, and then use the Griffin-Lim algorithm [Griffin and Lim, 1984] to synthesize the audio. Modern techniques such as adversarial loss and attention module have also been employed [Lee *et al.*, 2019a]. A follow-up work adds a speaker encoder to the network to achieve multi-singer SVS [Lee *et al.*, 2019b]. Synthesizer V [Hua and others, 2019], the other baseline model we employ in Section 4, is based on a hybrid structure that uses both deep learning and sample-based concatenation.<sup>11</sup>

While exciting progress has been made to SVS, the case of score and lyrics-free singing voice generation, to our best knowledge, has not been tackled thus far. Similar to [Lee *et al.*, 2019a], we do not use hand-crafted features and we train our model to predict the mel-spectrograms.

Using neural nets for score-conditioned instrumental audio generation have also been investigated in recent years. However, existing work is mostly concerned with the generation of single notes of, for example, 4-second long [Défossez *et al.*, 2018; Donahue *et al.*, 2019; Engel *et al.*, 2019]. A deep neural network that is capable of generating variable-length audio (e.g., a “recurrent generator”) as the proposed singer models do, to our knowledge, has not been much studied.

## 6 Conclusion

In this paper, we have introduced a novel task of singing voice generation that does not use musical scores and lyrics. Specifically, we proposed three singing schemes with different input conditions: free singer, accompanied singer, and solo singer. We have also proposed a BEGAN based architecture that uses GRUs and grouped dilated convolutions to learn to generate singing voices in an adversarial way. For evaluating such models, we proposed several objective metrics and implemented a model to measure the compatibility between a given accompaniment track and the generated vocal track. The evaluation shows that the audio quality of the generated voices still leave much room for improvement, but in terms of humanness and emotion expression our models work fine.

Score and lyrics-free singing voice generation is a new task, and this work represents only a first step tackling it. There are many interesting ideas to pursue. For example, we have chosen to extract pitch-related information only from the accompaniment track for the accompanied singer, but a more interesting way is to let the model learn to extract relevant information itself. In the near future, we plan to investigate advanced settings that allow for timbre and expression control, and experiment with other network architectures, such as

coupling a fine-grained auto-regressive model with a multiscale generation procedure as done in MelNet [Vasquez and Lewis, 2019], using a discriminator that examines different chunks of the generated audio as done in PatchGAN for the vision domain [Isola *et al.*, 2017], or using multiple discriminators that evaluate the generated audio based on multi-frequency random windows as done in GAN-TTS [Bińkowski *et al.*, 2019].

## References

- David Berthelot, Thomas Schumm, and Luke Metz. BEGAN: Boundary equilibrium generative adversarial networks. *arXiv preprint*, 2017.
- Mikołaj Bińkowski, Jeff Donahue, Sander Dieleman, Aidan Clark, Erich Elsen, Norman Casagrande, Luis C. Cobo, and Karen Simonyan. High fidelity speech synthesis with adversarial networks. *arXiv preprint arXiv:1909.11646*, 2019.
- Merlijn Blaauw, Jordi Bonada, and Ryunosuke Daido. Data efficient voice cloning for neural singing synthesis. In *Proc. IEEE International Conference on Acoustics, Speech and Signal Processing*, pages 6840–6844, 2019.
- Sebastian Böck, Filip Korzeniowski, Jan Schlüter, Florian Krebs, and Gerhard Widmer. madmom: a new python audio and music signal processing library. *arXiv preprint arXiv:1605.07008*, 2016.
- Jordi Bonada and Xavier Serra. Synthesis of the singing voice by performance sampling and spectral models. *IEEE Signal Processing Magazine*, 24(2):67–79, 2007.
- Estefanía Cano, Judith Liebetrau, Derry Fitzgerald, and Karlheinz Brandenburg. The dimensions of perceptual quality of sound source separation. In *Proc. IEEE International Conference on Acoustics, Speech and Signal Processing*, pages 601–605, 2018.
- Kyunghyun Cho, Bart van Merriënboer, Dzmitry Bahdanau, and Yoshua Bengio. On the properties of neural machine translation: Encoder-decoder approaches. In *Proc. Workshop on Syntax, Semantics and Structure in Statistical Translation*, 2014.

<sup>11</sup>[https://synthv.fandom.com/wiki/File:Synthesizer\\_V\\_at\\_the\\_Forefront\\_of\\_Singing\\_Synth](https://synthv.fandom.com/wiki/File:Synthesizer_V_at_the_Forefront_of_Singing_Synth) (last accessed: Nov. 12, 2019)

- Junyoung Chung, Caglar Gulcehre, KyungHyun Cho, and Yoshua Bengio. Empirical evaluation of gated recurrent neural networks on sequence modeling. In *Proc. NIPS Workshop on Deep Learning*, 2014.
- Perry R. Cook. Singing voice synthesis: History, current work, and future directions. *Computer Music Journal*, 20(3):38–46, 1996.
- Alexandre Défossez, Neil Zeghidour, Nicolas Usunier, Léon Bottou, and Francis Bach. SING: Symbol-to-instrument neural generator. In *Proc. Advances in Neural Information Processing Systems*, pages 9041–9051, 2018.
- Chris Donahue, Julian McAuley, and Miller Puckette. Adversarial audio synthesis. In *Proc. International Conference on Learning Representations*, 2019.
- Walter Jay Dowling. Development of musical schemata in children’s spontaneous singing. *Advances in Psychology*, 19:145–163, 1984.
- Jesse Engel, Kumar Krishna Agrawal, Shuo Chen, Ishaan Gulrajani, Chris Donahue, and Adam Roberts. GANsynth: Adversarial neural audio synthesis. In *Proc. International Conference on Learning Representations*, 2019.
- Andrew Gibiansky, Sercan Arik, Gregory Diamos, John Miller, Kainan Peng, Wei Ping, Jonathan Raiman, and Yanqi Zhou. Deep Voice 2: Multi-speaker neural text-to-speech. In *Proc. Advances in Neural Information Processing Systems*, pages 2962–2970, 2017.
- Ian Goodfellow, Jean Pouget-Abadie, Mehdi Mirza, Bing Xu, David Warde-Farley, Sherjil Ozair, Aaron Courville, and Yoshua Bengio. Generative adversarial nets. In *Proc. Advances in Neural Information Processing Systems*, pages 2672–2680. 2014.
- D. Griffin and J. Lim. Signal estimation from modified short-time fourier transform. *IEEE Transactions on Acoustics, Speech, and Signal Processing*, 32(2):236–243, 1984.
- Gaëtan Hadjeres, François Pachet, and Frank Nielsen. DeepBach: A steerable model for Bach chorales generation. In *Proc. International Conference on Machine Learning*, 2017.
- Curtis Hawthorne, Erich Elsen, Jialin Song, Adam Roberts, Ian Simon, Colin Raffel, Jesse Engel, Sageev Oore, and Douglas Eck. Onsets and frames: Dual-objective piano transcription. In *Proc. International Society for Music Information Retrieval Conference*, pages 50–57, 2018.
- Romain Hennequin, Anis Khlif, Felix Voituret, and Manuel Moussalam. Spleeter: A fast and state-of-the art music source separation tool with pre-trained models. In *Proc. International Society for Music Information Retrieval Conference*, 2019. Late-breaking paper.
- Yukiya Hono, Shumma Murata, Kazuhiro Nakamura, Kei Hashimoto, Keiichiro Oura, Yoshihiko Nankaku, and Keiichi Tokuda. Recent development of the DNN-based singing voice synthesis system—Sinsy. In *Proc. Asia-Pacific Signal and Information Processing Association Annual Summit and Conference*, pages 1003–1009, 2018.
- Yukiya Hono, Kei Hashimoto, Keiichiro Oura, Yoshihiko Nankaku, and Keiichi Tokuda. Singing voice synthesis based on generative adversarial networks. In *Proc. IEEE International Conference on Acoustics, Speech and Signal Processing*, pages 6955–6959, 2019.
- Kanru Hua et al. Synthesizer V, 2019. <https://synthesizerv.com>.
- Cheng-Zhi Anna Huang, Ashish Vaswani, Jakob Uszkoreit, Ian Simon, Curtis Hawthorne, Noam Shazeer, Andrew M Dai, Matthew D Hoffman, Monica Dinculescu, and Douglas Eck. Music transformer. In *Proc. International Conference on Learning Representations*, 2019.
- Satochi Imai. Cepstral analysis synthesis on the mel frequency scale. In *Proc. IEEE International Conference on Acoustics, Speech and Signal Processing*, pages 93–96, 1983.
- Phillip Isola, Jun-Yan Zhu, Tinghui Zhou, and Alexei A. Efros. Image-to-image translation with conditional adversarial networks. In *Proc. Conference on Computer Vision and Pattern Recognition*, 2017.
- Kantapon Kaewtip, Fernando Villavicencio, Fang-Yu Kuo, Mark Harvilla, Iris Ouyang, and Pierre Lanchantin. Enhanced virtual singers generation by incorporating singing dynamics to personalized text-to-speech-to-singing. In *Proc. IEEE International Conference on Acoustics, Speech and Signal Processing*, pages 6960–6964, 2019.
- Nal Kalchbrenner, Erich Elsen, Karen Simonyan, Seb Noury, Norman Casagrande, Edward Lockhart, Florian Stimberg, Aaron van den Oord, Sander Dieleman, and Koray Kavukcuoglu. Efficient neural audio synthesis. In *Proc. International Conference on Machine Learning*, pages 2410–2419, 2018.
- Jong Wook Kim, Justin Salamon, Peter Li, and Juan Pablo Bello. CREPE: A convolutional representation for pitch estimation. In *Proc. IEEE International Conference on Acoustics, Speech and Signal Processing*, pages 161–165, 2018. [Online] <https://github.com/marl/crepe>.

- Juntae Kim, Heejin Choi, Jinuk Park, Minsoo Hahn, Sangjin Kim, and Jong-Jin Kim. Korean singing voice synthesis system based on an LSTM recurrent neural network. In *Proc. INTERSPEECH*, 2018.
- Diederik P. Kingma and Jimmy Ba. Adam: A method for stochastic optimization. *arXiv preprint arXiv:1412.6980*, 2014.
- Sangeun Kum and Juhan Nam. Joint detection and classification of singing voice melody using convolutional recurrent neural networks. *Applied Sciences*, 9(7), 2019. [Online] [https://github.com/keums/melodyExtraction\\_JDC](https://github.com/keums/melodyExtraction_JDC).
- Kyungyun Lee, Keunwoo Choi, and Juhan Nam. Revisiting singing voice detection: a quantitative review and the future outlook. In *Proc. International Society for Music Information Retrieval Conference*, pages 506–513, 2018.
- Juheon Lee, Hyeong-Seok Choi, Chang-Bin Jeon, Junghyun Koo, and Kyogu Lee. Adversarially trained end-to-end Korean singing voice synthesis system. In *Proc. INTERSPEECH*, 2019.
- Juheon Lee, Hyeong-Seok Choi, Chang-Bin Jeon, Junghyun Koo, and Kyogu Lee. Multi-singer singing voice synthesis system. In *Proc. International Society for Music Information Retrieval Conference*, 2019. Late-breaking paper.
- Hyungui Lim, Seungyeon Rhyu, and Kyogu Lee. Chord generation from symbolic melody using BLSTM networks. In *Proc. International Society for Music Information Retrieval Conference*, pages 621–627, 2017.
- Jen-Yu Liu and Yi-Hsuan Yang. Dilated convolution with dilated GRU for music source separation. In *Proc. International Joint Conference on Artificial Intelligence*, pages 4718–4724, 2019.
- Xudong Mao, Qing Li, Haoran Xie, Raymond Y.K. Lau, Zhen Wang, and Stephen Paul Smolley. Least squares generative adversarial networks. In *Proc. IEEE International Conference on Computer Vision*, 2017.
- Andrés Marafioti, Nicki Holighaus, Nathanaël Perraudin, and Piotr Majdak. Adversarial generation of time-frequency features with application in audio synthesis. In *Proc. International Conference on Machine Learning*, 2019.
- Brian McFee, Colin Raffel, Dawen Liang, Daniel P. W. Ellis, Matt McVicar, Eric Battenberg, and Oriol Nieto. librosa: Audio and music signal analysis in Python. In *Proc. Python in Science Conf.*, pages 18–25, 2015. [Online] <https://librosa.github.io/librosa/>.
- Mehdi Mirza and Simon Osindero. Conditional generative adversarial nets. *arXiv preprint arXiv:1411.1784*, 2014.
- Kazuhiro Nakamura, Kei Hashimoto, Keiichiro Oura, and Keiichi Tokuda Yoshihiko Nankaku. Singing voice synthesis based on convolutional neural networks. *arXiv preprint arXiv:1904.06868*, 2019.
- Masanari Nishimura, Kei Hashimoto, Keiichiro Oura, Yoshihiko Nankaku, and Keiichi Tokuda. Singing voice synthesis based on deep neural networks. In *Proc. INTERSPEECH*, pages 2478–2482, 2016.
- Keiichiro Oura, Ayami Mase, Tomohiko Yamada, Satoru Muto, Yoshihiko Nankaku, and Keiichi Tokuda. Recent development of the HMM-based singing voice synthesis system—sinsy. In *Proc. ISCA Workshop on Speech Synthesis*, 2010.
- Giyasettin Ozcan, Cihan Isikhan, and Adil Alpkock. Melody extraction on MIDI music files. In *Proc. IEEE International Symposium on Multimedia*, pages 414–422, 2005.
- Christine Payne. MuseNet, 2019. <https://openai.com/blog/musenet>.
- Zafar Rafii, Antoine Liutkus, Fabian-Robert Stöter, Stylianos Ioannis Mimilakis, and Rachel Bittner. The MUSDB18 corpus for music separation, 2017.
- Zafar Rafii, Antoine Liutkus, Fabian-Robert Stöter, Stylianos Ioannis Mimilakis, Derry FitzGerald, and Bryan Pardo. An overview of lead and accompaniment separation in music. *IEEE/ACM Transactions on Audio, Speech, and Language Processing*, 26(8):1307–1335, 2018.
- Keiichi Saino, Heiga Zen, Yoshihiko Nankaku, Akinobu Lee, and Keiichi Tokuda. An HMM-based singing voice synthesis system. In *Proc. International Conference on Spoken Language Processing*, 2006.
- Tim Salimans and Diederik P. Kingma. Weight normalization: A simple reparameterization to accelerate training of deep neural networks. *Proc. Advances in Neural Information Processing Systems*, pages 901–909, 2016.
- Tom Sercu and Vaibhava Goel. Dense prediction on sequences with time-dilated convolutions for speech recognition. *arXiv preprint arXiv:1611.09288*, 2016.
- Jonathan Shen, Ruoming Pang, Ron J. Weiss, Mike Schuster, Navdeep Jaitly, Zongheng Yang, Zhifeng Chen, Yu Zhang, Yuxuan Wang, R. J. Skerry-Ryan, Rif A. Saurous, Yannis Agiomyrgiannakis, and Yonghui Wu. Natural TTS synthesis by conditioning wavenet on mel spectrogram predictions. In *Proc. IEEE International Conference on Acoustics, Speech and Signal Processing*, pages 4779–4783, 2017.
- Fabian-Robert Stöter, Antoine Liutkus, and Nobutaka Ito. The 2018 signal separation evaluation campaign. In *Proc. Latent Variable Analysis and Signal Separation*, pages 293–305, 2018.

- Fabian-Robert Stöter, Stefan Uhlich, Antoine Liutkus, and Yuki Mitsufuji. Open-Unmix - a reference implementation for music source separation. *Journal of Open Source Software*, 2019. [Online] <https://open.unmix.app/>.
- Hiroki Tamaru, Yuki Saito, Shinnosuke Takamichi, Tomoki Koriyama, and Hiroshi Saruwatari. Generative moment matching network-based random modulation post-filter for DNN-based singing voice synthesis and neural double-tracking. In *Proc. IEEE International Conference on Acoustics, Speech and Signal Processing*, pages 7070–7074, 2019.
- Martí Umbert, Jordi Bonada, Masataka Goto, Tomoyasu Nakano, and Johan Sundberg. Expression control in singing voice synthesis: Features, approaches, evaluation, and challenges. *IEEE Signal Processing Magazine*, 32(6):55–73, 2015.
- Aaron van den Oord, Sander Dieleman, Heiga Zen, Karen Simonyan, Oriol Vinyals, Alex Graves, Nal Kalchbrenner, Andrew Senior, and Koray Kavukcuoglu. WaveNet: A generative model for raw audio. *arXiv preprint arXiv:1609.03499*, 2016.
- Sean Vasquez and Mike Lewis. MelNet: A generative model for audio in the frequency domain. *arXiv preprint arXiv:1906.01083*, 2019.
- Elliot Waite, Douglas Eck, Adam Roberts, and Dan Abolafia. Project Magenta: Generating long-term structure in songs and stories, 2016. <https://magenta.tensorflow.org/blog/2016/07/15/lookback-rnn-attention-rnn/>.
- Yuxin Wu and Kaiming He. Group normalization. *arXiv preprint arXiv:1803.08494*, 2018.
- Li-Chia Yang, Szu-Yu Chou, and Yi-Hsuan Yang. MidiNet: A convolutional generative adversarial network for symbolic-domain music generation. In *Proc. International Society for Music Information Retrieval Conference*, 2017.

## A Appendix: Training setting and model details

### A.1 G3BEGAN

Singer models with G3BEGAN are trained with Adam [Kingma and Ba, 2014] with 0.0001 learning rate and mini-batch size being 5. Each model is trained with 500 epochs. Gradient norm clipping with magnitude 3 is used.

The generator in G3BEGAN is implemented with a stack of two G3 blocks. Please see Table 4 for details of the network architecture.

### A.2 Chord Generator

The chord generator is aimed to generate chord progressions freely under some given conditions. It supports 12 major and 12 minor keys, 10 tempo options from 60 to 240 BPM, 6 time signature options, and 51 chord qualities (612 chords in total). The conditions, key, tempo, and time signatures, are encoded into one-hot representation and concatenated together as a 40-dimension vector. The model mainly consists with 3 stacked GRU layers, each with 512 hidden variables. The input of each time step is a 524-dimensional vector consisting of a chord embedding and a beat-related one-hot positional encoding (to encourage the model to follow certain rhythmical pattern. This input array passes through a fully-connected layer to 512-dimension and is used as the input of the GRUs. The training data are the leadsheets from the Wikifonia dataset. We augmented the data by rotating the keys, leading to in total 80,040 leadsheets for training.

### A.3 Melody Harmonization Model

The melody harmonization model is modified from the chord generator described in Appendix A.2, using additionally the melody tracks found in the Wikifonia dataset. Specifically, the model intends to generate a chord sequence given a melody sequence. Such a model can be learned by using the pairs of melody and chord tracks in Wikifonia. We add the chroma representation of the melody with window size of a quarter-note to the input vector.

The matchness of the real pairs of melody and chord progression in Wikifonia is  $-7.04 \pm 2.91$ . If we pair a melody with a randomly selected chord progression and calculate the matchness, the score becomes  $-13.16 \pm 3.72$ .

	Details	Input dim	Output dim
<b>Input</b>	1DConv (kernel=3, dilation=1)		512
	Group normalization (group=4)		
	Leaky ReLU (0.01)		
<b>G3 Block 1</b>	GRU	512	512
	Grouped 1DConv (kernel=3, dilation=2, group=4)	512	512
	Group normalization (group=4)		
	Leaky ReLU (0.01)		
<b>G3 Block 2</b>	GRU	512	512
	Grouped 1DConv (kernel=3, dilation=2, group=4)	512	512
	Group normalization (group=4)		
	Leaky ReLU (0.01)		
<b>Output</b>	1DConv (kernel=3, dilation=1)	512	80

Table 4: Network architecture of the generator (G) and the discriminator (D) of the proposed G3BEGAN model. It uses two G3 blocks introduced in Section 3.1. For the noise input, we set the dimension  $U$  to 20. For the G and D of a free singer, the input dimensions are 20 and 80, respectively. For the G and D of an accompanied singer, the input dimensions are  $100 = 20 + 80$  and  $160 = 80 + 80$ , respectively.

	Usage	Processing	Quantity
Singer training data (female)	Tr. female singers	SS, PT	9.9 hrs
Singer training data (male)	Tr. male singers	SS, PT	5.0 hrs
Jamendo test data	Ev. singers	SS, PT	5.3 hrs
Vocoder training data	Tr. WaveRNN vocoder	SS	3,500 tracks
MAESTRO	Tr. piano transcription		200 hrs
MUSDB + 4.5-hr Piano Solo	Tr. source separation model		100 tracks + 4.5 hrs

Table 5: A summary of the datasets employed in this work. The first three datasets and the 4.5-hour Piano solo part of the last dataset are Jazz music, whereas the others may not. The ‘Processing’ column indicates the music processing models that have been applied to process the respective dataset. (Notation—Tr.: training. Ev.: evaluating. SS: source separation. PT: piano transcription)

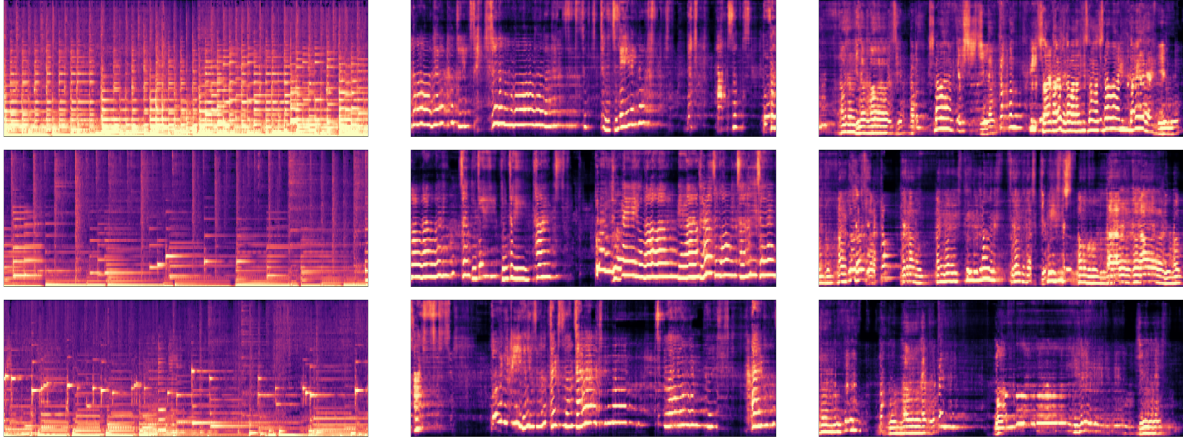
## B Appendix: Datasets

## C Appendix: Examples of the Spectrogram of the Generated Singing Voices

Examples of the spectrograms of the generated singing voices can be found in Figures 3 and 4.

## D Appendix: Ablation Study on Different GAN Losses

We experiment different GANs, including BEGAN [Berthelot *et al.*, 2017], vanilla GAN [Goodfellow *et al.*, 2014], and LSGAN [Mao *et al.*, 2017], for the case of building the free singer. The output of the discriminators in the vanilla GAN and LSGAN is a single real/fake value. To compare the three GANs as fairly as possible, the discriminators used in vanilla GAN and LSGAN are almost the same as the one used in the BEGAN. The only difference is that the discriminators used in vanilla GAN and LSGAN have an extra average-pooling layer in the output. The validation losses at different training epochs are shown in Figure 5, and the metrics are shown in Table 6. In Figure 5, we can see that, according to our implementation, only BEGAN converges. In Table 6, we can see that the BEGAN model has much higher Vocalness than other models. By listening to the generated singing voices of the GAN and LSGAN models, we find that they are basically noises.



(a) The given instrumental, accompaniment track

(b) The voices generated by the accompanied singer (female)

(c) The voices generated by the accompanied singer (male)

Figure 3: Samples of spectrograms generated by our accompanied singers: (left) the given accompaniment tracks, the voices generated by (middle) the female singer and (right) the male singer.

Model	Average pitch (Hz)		Vocalness
	CREPE	JDC	JDC
BEGAN (female)	$288 \pm 28$	$292 \pm 28$	$0.48 \pm 0.09$
GAN (female)	$307 \pm 7$	$371 \pm 25$	$0.22 \pm 0.17$
LSGAN (female)	$1130 \pm 9$	$453 \pm 14$	$0.28 \pm 0.03$

Table 6: Result of using different GAN losses, for free singer (female).



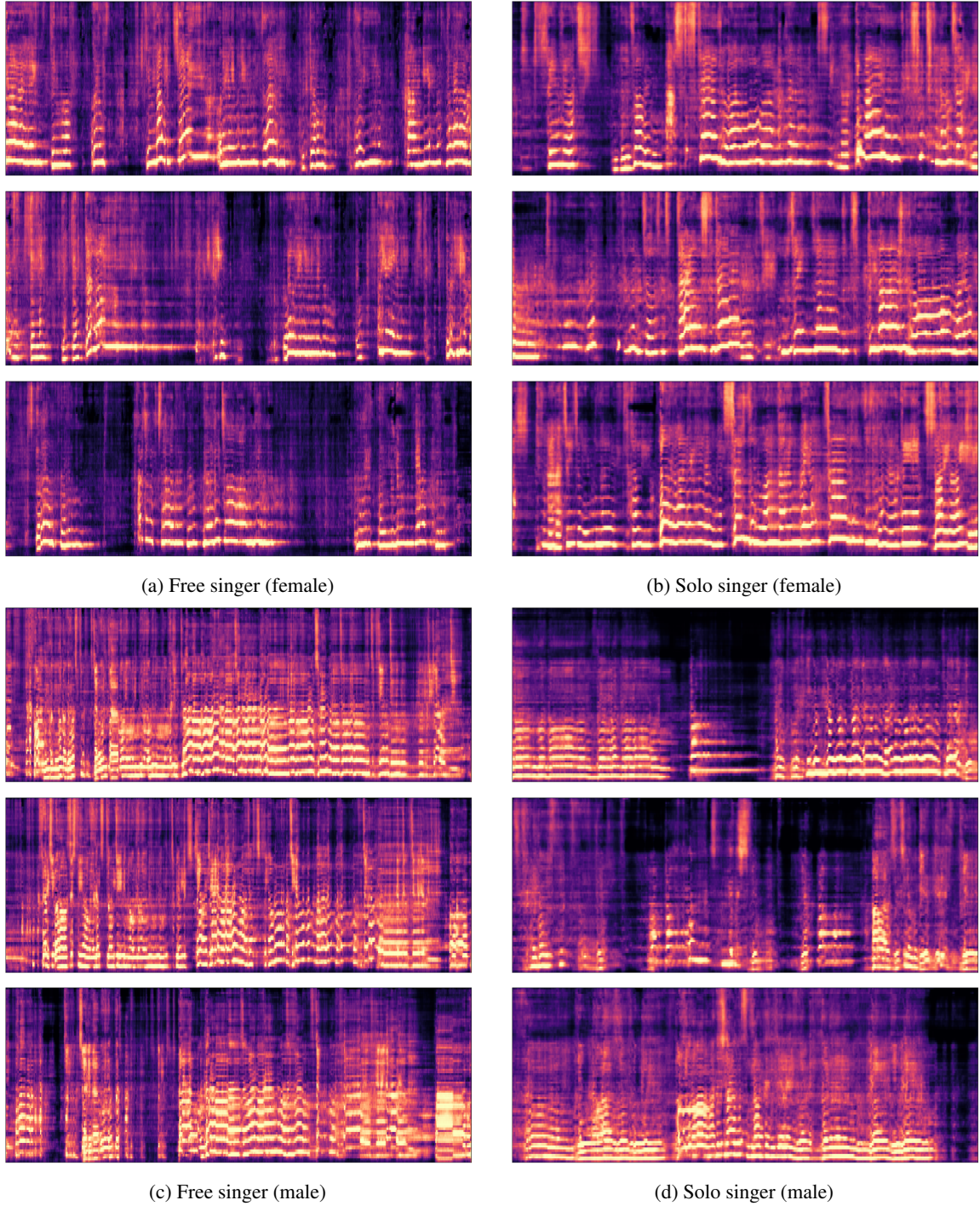


Figure 4: Samples of spectrograms generated by our (left) free singers and (right) solo singers. We can see salient pitch contour in the spectrograms. Moreover, the pitches sung by the male singers seem on average lower than those sung by the female singers.



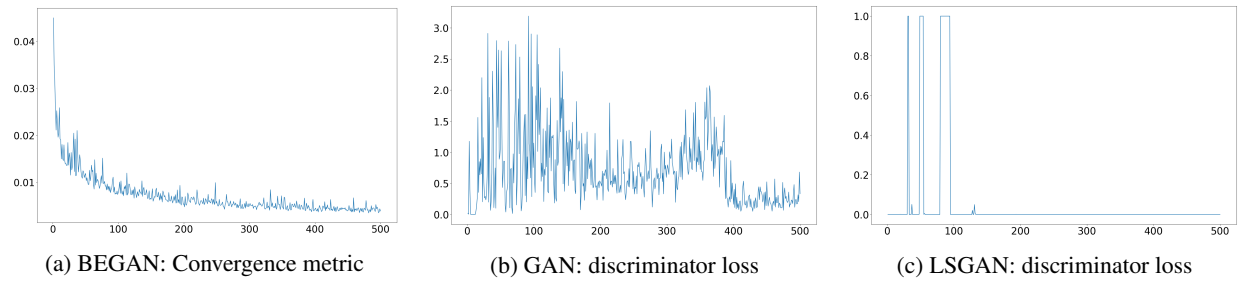


Figure 5: Loss trends of different GAN losses. BEGAN comes with a convergence metric [Berthelot *et al.*, 2017] which can be used to examine how well the model converges.