

Universal conductance dips and fractional excitations in a two-subband quantum wire

Chen-Hsuan Hsu¹, Flavio Ronetti², Peter Stano^{1,3,4}, Jelena Klinovaja², and Daniel Loss^{1,2}

¹*RIKEN Center for Emergent Matter Science (CEMS), Wako, Saitama 351-0198, Japan*

²*Department of Physics, University of Basel, Klingelbergstrasse 82, CH-4056 Basel, Switzerland*

³*Department of Applied Physics, School of Engineering,*

University of Tokyo, 7-3-1 Hongo, Bunkyo-ku, Tokyo 113-8656, Japan and

⁴*Institute of Physics, Slovak Academy of Sciences, 845 11 Bratislava, Slovakia*

(Dated: November 11, 2020)

We theoretically investigate a quasi-one-dimensional quantum wire, where the lowest two subbands are populated, in the presence of a helical magnetic field. We uncover a backscattering mechanism involving the helical magnetic field and Coulomb interaction between the electrons. The combination of these ingredients results in scattering resonances and partial gaps which give rise to nonstandard plateaus and conductance dips at certain electron densities. The positions and values of these dips are independent of material parameters, serving as direct transport signatures of this mechanism. Our theory applies to generic quasi-one-dimensional systems, including a Kondo lattice and a quantum wire subject to intrinsic or extrinsic spin-orbit coupling. Observation of the universal conductance dips would identify a strongly correlated fermion system hosting fractional excitations, resembling the fractional quantum Hall states.

I. INTRODUCTION

Quasi-one-dimensional conductors, such as semiconducting nanowires or quantum point contacts, are typical elements of nanocircuits. On the one hand, they embody the ultimate quantum limit upon shrinking a conductor. On the other hand, they provide a testbed for fundamental physics of low-dimensional interacting fermions. From both aspects, conductance is the quantity of prime interest and of most direct experimental access. The observation of conductance quantization at integer multiples of the conductance quantum $G_0 = e^2/h$, where e is the elementary charge and h is the Planck constant, was a landmark achievement [1, 2] in experimental realization of conductors in the quantum limit. It initiated extensive research activities on the quantum conductance, both in experiment and theory, which continue unabated. While the ballistic conductance is expected to be robust against interactions [3–5], deviations from the universal values are routinely observed [6–18], including mysterious conductance features that are unexpected from standard single-particle quantum mechanics, such as dips and new plateaus at fractional conductance values, strongly suggesting the importance of many-body interaction effects [19–24].

In addition to hosting strongly interacting fermions, the quasi-one-dimensional systems are capable of stabilizing topological phases upon combining with an external magnetic field, spin-orbit coupling, and superconductivity [25–27]. The observation of zero-bias conductance peaks in proximitized Rashba nanowires [28–30], which hint at the presence of Majorana bound states, has stimulated numerous sequential studies on topological aspects of the quasi-one-dimensional systems [31]. It motivated alternative setups for the realization of Majorana bound states, in which the external magnetic field and spin-orbit coupling are replaced by other ingredients. One example is to replace these ingredients with a helical magnetic field, which arises from either intrinsic spin textures [32–39] or artificially synthesized nanomagnets [40, 41]. Alternatively, topological phases can also be stabilized by sufficiently strong electron-electron interactions in a quasi-

one-dimensional geometry with multiple conducting channels, such as nanowires, edges of a two-dimensional topological insulator, and hinges of a higher-order topological insulator [42–51]. Interestingly, incorporating these ingredients has led to the discovery of not only new candidate platforms but also more exotic topological phases characterized by, e.g., parafermions or fractionally charged fermions.

Here we merge these ingredients by considering an interacting two-subband quantum wire in the presence of a helical (spatially rotating) magnetic field, which induces a spin-selective partial gap in the lower subband. The helical field can be generated in a wide variety of systems, including a Kondo lattice with localized spins ordered by the Ruderman-Kittel-Kasuya-Yosida (RKKY) interaction [32, 38, 52–58], a spin-orbit-coupled wire in the presence of an external magnetic field [59, 60], and a wire subject to spatially modulated nanomagnets [40, 41]. While it is well known that such a helical field, being equivalent to the combination of Zeeman and spin-orbit fields [59], is crucial for the nontrivial topology in the paradigm setup based on a single-subband Rashba wire, there is less attention on its role in a wire where higher subbands are populated.

Remarkably, in this setting we identify a mechanism leading to fractional conductance quantization. It is manifested by dips on the second conductance plateau of a quantum wire, appearing when the Fermi wave vectors of the two lowest subbands become commensurate. The effect arises in the presence of the helical magnetic field and strong electron-electron interactions. The resulting higher-order backscattering opens a gap in the upper subband, leading to *universal conductance dips*—their positions and values are independent of material details. Interestingly, upon varying the carrier density and/or the wire width through voltage gates, the system reveals the formation of strongly correlated fermions at certain gate voltages, where the partially gapped upper subband forms a fractional Tomonaga-Luttinger liquid [61, 62], in analogy to the fractional quantum Hall edge states.

The paper is organized as follows. In Sec. II we describe two types of setups that realize a helical magnetic field and ex-

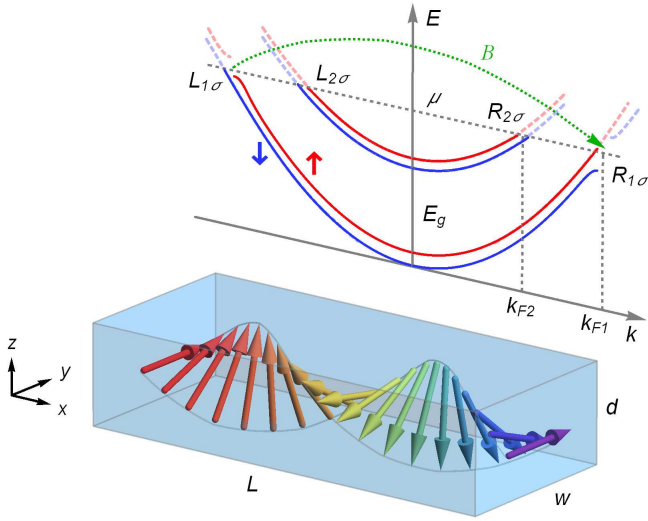


FIG. 1. Spectrum of a wire with two transverse subbands, each being spin-degenerate; for clarity, the two spin branches are separated and plotted in different colors. The ratio of the chemical potential μ to the subband spacing E_g is adjusted to fulfill the commensurability condition given in Eq. (2). The helical magnetic field \mathbf{B} leads to $2k_{F1}$ spin-flip backscattering (green arrow) [see Eq. (6)] and a partial gap in the lower subband. In a wire (blue block) with anisotropic confinements, $d < w \ll L$, electrons experience a spatially rotating magnetic field (colored arrows) described by Eq. (3).

plain how to achieve the commensurability condition in each of them. In Sec. III we explain how the helical magnetic field induces a gap opening in the electron energy spectrum. The direct transport signatures of our theory, universal conductance dips on the second plateau, and the conditions for their appearance are presented in Sec. IV. The higher-order scatterings for the even- and odd-denominator fillings are discussed in Sec. V and Sec. VI, respectively. Finally, we discuss the experimental realization and verification of our theory in Sec. VII. The details of the calculation are given in Appendix A. The estimation for the interaction parameter is presented in Appendix B.

II. SETUP

We consider a quantum wire with anisotropic transverse confinements. The geometry is chosen to separate the subbands corresponding to the stronger confinement direction so that the chemical potential, tuned by a voltage gate, intersects with the lowest two transverse subbands, each being spin-degenerate (see Fig. 1). Our mechanism applies to any wires with well-defined subbands, irrespective of the specific form of the transverse confinement potential. In this two-subband regime, the electron operator can be expanded around the Fermi points $\pm k_{Fj}$,

$$\psi_{j\sigma}(x) = e^{ik_{Fj}x} R_{j\sigma}(x) + e^{-ik_{Fj}x} L_{j\sigma}(x), \quad (1)$$

with the slowly varying right(left)-moving fields $R_{j\sigma}$ ($L_{j\sigma}$), the subband index $j \in \{1, 2\}$, and the spin index $\sigma \in \{\uparrow, \downarrow\}$.

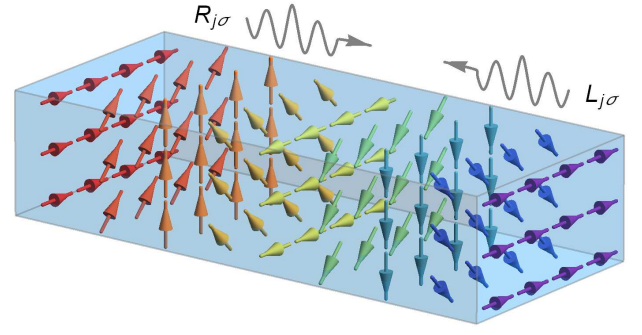


FIG. 2. A quasi-one-dimensional Kondo lattice is realized in a wire (blue block) hosting localized spins (arrows). The itinerant charge carriers (labeled by $R_{j\sigma}$ and $L_{j\sigma}$) mediate the RKKY coupling and lead to the formation of a spin helix at low temperature, where the localized spins align ferromagnetically within a cross section and form a helical pattern along the wire. For clarity, localized spins in different cross sections are colored differently.

We will suppress the coordinate x along the wire in the argument unless it may cause confusion. In analogy to the fractional quantum Hall states, we define the ratio $\nu \equiv k_{F2}/k_{F1}$ as the “filling factor”. The commensurability condition is fulfilled when its inverse, $1/\nu$, is an integer. In terms of the chemical potential measured from the bottom of the lowest subband, the condition reads

$$\left. \frac{\mu}{E_g} \right|_{\nu} = \frac{1}{1 - \nu^2}, \quad (2)$$

with the spacing E_g between the two subbands; see Fig. 1.

We are interested in the setting where the electrons experience a helical magnetic field in the following form,

$$\mathbf{B}(x) = B [\mathbf{e}_y \cos(2k_{F1}x) + \mathbf{e}_z \sin(2k_{F1}x)], \quad (3)$$

with the unit vector \mathbf{e}_μ and field strength B . Without loss of generality, we assign the up/down-spin orientation to be in the $\pm x$ direction and choose the clockwise rotating magnetic field. The spatial pitch π/k_{F1} of the field is chosen so that it causes spin-flip backscattering between right- and left-moving electrons in the lower subband. We remark that it is sufficient to have a helical field with the dominant Fourier component at $2k_{F1}$ even without a perfect periodicity [63]. To achieve Eqs. (2) and (3) simultaneously, we consider the following two types of setups.

A. Self-tuning helix in a Kondo lattice

In the first type, one can exploit a quasi-one-dimensional Kondo lattice, where localized spins (e.g., nuclear spins or magnetic dopants) are present and coupled to conduction electrons in the wire. The conduction electrons mediate indirect RKKY coupling between the localized spins, which can be strongly enhanced by electron-electron interactions in low dimension. As has been established in the literature on wires where only the lowest transverse subband is populated (one-subband regime) [32, 38, 52, 53, 55–58], the RKKY coupling

stabilizes a helical spin order in a finite-length wire at sufficiently low temperature; see Fig. 2 for illustration of the helical spin order in a Kondo lattice. The helically ordered spins induce a spatially rotating magnetic field, which acts back on the electrons. Since the RKKY coupling arises from resonant scattering of electrons at the Fermi energy, the spatial period of the helix and thus the helical field is determined by the Fermi wave vector k_{F1} itself. As a consequence, the spatial period of the helical field is self-tuned to π/k_{F1} for any chemical potential in the one-subband regime.

When the chemical potential is adjusted to populate the second transverse subband (two-subband regime), the π/k_{F1} helix remains stabilized by the lower-subband electrons. A second, additional helix with a spatial pitch of π/k_{F2} could be induced by the upper-subband electrons [54]. However, since the two helices have in general different ordering temperatures, it is possible, by adjusting the temperature, to reach the regime in which only the π/k_{F1} helix is present. As outlined here, previous work focused on either the one-subband regime or the double-helix phase in the two-subband regime with incommensurable configuration between k_{F1} and k_{F2} (that is, the ratio k_{F1}/k_{F2} is not an integer). In contrast, we turn our attention to the temperature range where there is a single helix, which induces a helical magnetic field of the form in Eq. (3) when the chemical potential is in the two-subband regime. In this Kondo-lattice setup, the commensurability condition in Eq. (2) can be achieved by scanning the chemical potential μ via a voltage gate in a fixed wire geometry (hence a fixed subband spacing E_g).

B. Artificial helical magnetic field

As an alternative to the Kondo-lattice setup, one can generate the helical magnetic field in artificially engineered nanostructures. For concreteness, here we provide two examples. In the first example, spatially modulated nanomagnets are deposited in proximity to a wire [40, 41]. As illustrated in Fig. 3(a), the nanomagnets induce a spatially rotating magnetic field $\mathbf{B}_n(x)$ with a spatial pitch of λ , leading to a partial gap opening at finite momentum $\pm\pi/\lambda$ [see Fig. 3(b)]. The second example is based on a Rashba wire, in which the spin-orbit coupling causes a spin-dependent momentum shift $\pm k_{so}$ of the quadratic energy band [59, 60]. Applying a Zeeman field perpendicular to the spin-orbit field leads to a partial gap Δ_z opening at zero momentum, as displayed in Fig. 3(c). For $\lambda = \pi/k_{so}$, the energy spectra of the two examples can be mapped onto each other via a spin-dependent gauge transformation, which shifts the momentum k by an amount of $\pm k_{so}$.

In either example, a spin-selective partial gap is opened as a result of the spin-flip backscattering between right- and left-moving electrons. When the chemical potential is tuned into the partial gap in the lower subband, the spectrum is equivalent to that of a wire subject to the helical magnetic field given in Eq. (3). We note that there is an additional partial gap in the upper subband, but it is separated in energy from the electrons near the Fermi level and therefore does not affect the linear-response conductance in the regime of our interest. Upon ad-

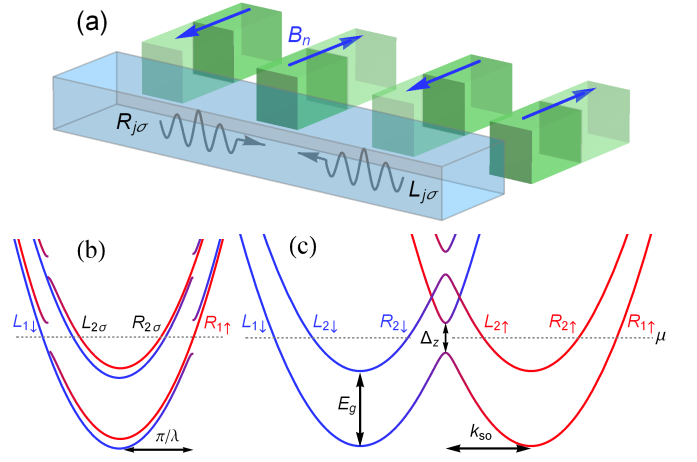


FIG. 3. Setups realizing an artificial helical magnetic field. (a) By depositing nanomagnets with alternative magnetization (green blocks) in proximity to a quantum wire (blue block), a spatially varying magnetic field $\mathbf{B}_n(x)$ is generated, coupling to the conduction electrons (labeled by $R_{j\sigma}$ and $L_{j\sigma}$) in the wire. It leads to a partial gap at finite momentum in the spectrum, as shown in Panel (b); for clarity, the two spin branches are shifted vertically and plotted in different colors. (c) In an alternative setup based on a Rashba wire, the combination of the Zeeman and spin-orbit fields leads to a partial gap at zero momentum. The energy spectra in Panels (b) and (c) can be mapped onto each other through a gauge transformation (see the text). When the chemical potential is tuned into the partial gap, the required helical magnetic field for our mechanism is realized.

justing the wire width and therefore the subband spacing (for instance, through side voltage gates), one can change the ratio of μ/E_g in order to fulfill the commensurability condition given in Eq. (2).

In both types (either using a Kondo lattice or artificially engineered nanostructure), a helical magnetic field is generated in a two-subband wire as illustrated in Fig. 1, where the ratio of μ/E_g serves as a gate-tunable variable in conductance measurements. Below we discuss our mechanism in a general setup and we shall give remarks on specific experimental realizations in Sec. VII.

III. PARTIAL GAP INDUCED BY THE HELICAL MAGNETIC FIELD

We describe a general setup consisting of electrons in a two-subband wire and a helical magnetic field with the Hamiltonian: $H = H_0 + H_{\text{int}} + H_B$. The first term H_0 is the kinetic energy. The second term H_{int} , describing electron-electron interactions, can be separated into the forward-scattering H_f and backscattering H_b parts. The term $H_0 + H_f$ describes a two-subband Tomonaga-Luttinger liquid parametrized by the charge and spin interaction parameters $K_{jc} < 1$ and $K_{js} \approx 1$ (for subband j). Finally, the helical field couples to the electron spin through

$$H_B = \sum_{\mu=x,y,z} \int dx B^\mu \left(\frac{1}{2} \sum_{j\sigma\sigma'} \psi_{j\sigma}^\dagger \sigma_{\sigma\sigma'}^\mu \psi_{j\sigma'} \right), \quad (4)$$

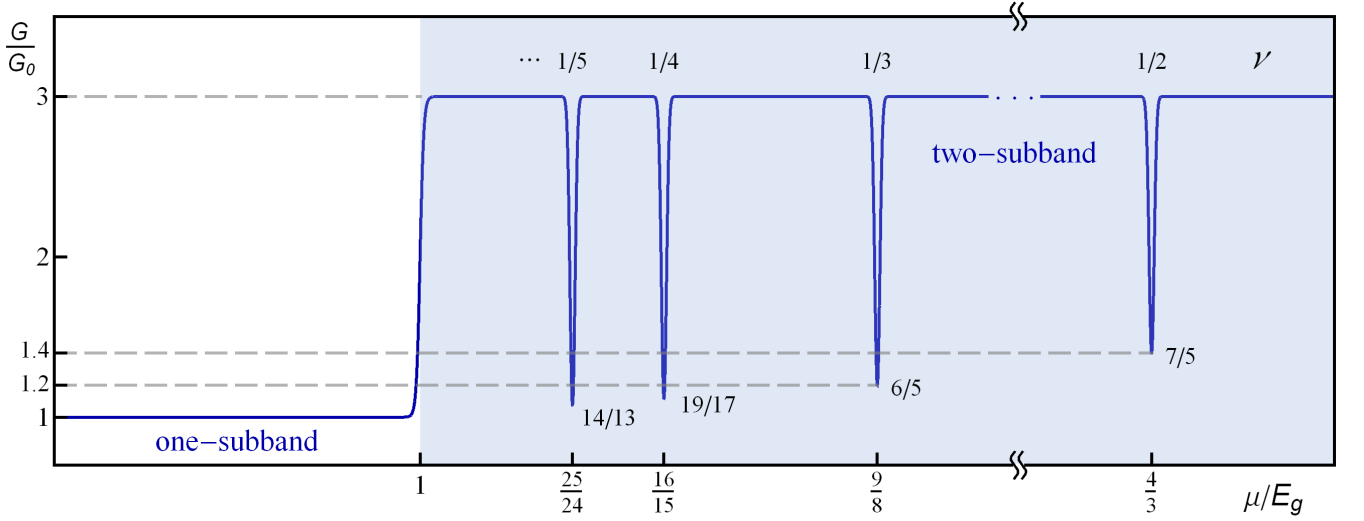


FIG. 4. Linear-response conductance (G) as a function of the chemical potential (μ) to the subband spacing (E_g) ratio in the regime of $\mu/E_g \in \{0.9, 1.4\}$. In the one-subband regime, the first plateau shows a quantized value at $G_0 \equiv e^2/h$ due to the helical magnetic field, gapping out a half of conduction modes. In the two-subband regime (shaded region), conductance dips with the universal values [see Eq. (8)] appear at commensurate positions [see Eq. (2)]. Away from the commensurate positions, the conductance is given by $3G_0$ due to the half-gapped lower subband. Here we show the dips for $\nu = 1/2, \dots, 1/5$, each modeled by a gaussian profile with a width of $\delta\mu/E_g = 10^{-3}$. A hyperbolic tangent function with the same width is used to smoothen the transition between the conductance plateaus. The gray lines are guidance for eyes.

with B^μ being the component of the helical field \mathbf{B} in Eq. (3) and σ^μ the Pauli matrix defined as

$$\sigma^x = \begin{pmatrix} 1 & 0 \\ 0 & -1 \end{pmatrix}, \quad \sigma^y = \begin{pmatrix} 0 & 1 \\ 1 & 0 \end{pmatrix}, \quad \sigma^z = \begin{pmatrix} 0 & -i \\ i & 0 \end{pmatrix}. \quad (5)$$

In Eq. (4), there is a single resonant (that is, nonoscillatory) term in the integrand,

$$O_B = \frac{g^{(1)}}{2} R_{1\downarrow}^\dagger L_{1\uparrow} + \text{H.c.}, \quad (6)$$

with the coupling strength $g^{(1)} \propto B$. The operator O_B describes spin-flip backscattering with momentum transfer $2k_{F1}$. If O_B is relevant in the renormalization-group (RG) sense, it can gap out the $R_{1\downarrow}$ and $L_{1\uparrow}$ modes, leading to a partial gap in the lower subband, as shown in Fig. 1. The other modes ($R_{1\uparrow}$ and $L_{1\downarrow}$) remain gapless, resulting in a helical spin texture in the electron subsystem. The RG relevance of O_B can be examined from the RG flow equation,

$$\frac{d\tilde{g}^{(1)}}{dl} = \frac{3 - K_{1c}}{2} \tilde{g}^{(1)}, \quad (7)$$

where l is the dimensionless scale and $\tilde{g}^{(1)} = Ba/(\hbar v_{F1})$ is the dimensionless coupling constant with the Fermi velocity v_{F1} of the lower subband and the short-distance cutoff a . The RG flow equation shows that O_B is relevant for any repulsive interactions. From now on we focus on the regime in which $\tilde{g}^{(1)}$ flows to the strong-coupling limit and O_B gets ordered. In this limit, operators that do not commute with O_B cannot be ordered.

The remaining, oscillating integrand in Eq. (4) does not lead to a gap opening by itself due to momentum mismatch. However, as the subbands are commensurate, the combination of

this oscillating term and the H_b term of the electron-electron interaction allows for higher-order scattering processes that preserve both the momentum and the spin. If such higher-order backscattering commutes with the operator O_B , it can open a gap in the upper subband of the energy spectrum. As a result, the primary experimental consequence of the helical-field-assisted backscattering is reduction of the conductance at certain fillings, which we present next.

IV. UNIVERSAL CONDUCTANCE DIPS

The conductance as a function of the ratio μ/E_g in the one- and two-subband regime is presented in Fig. 4. The conductance values at the dips, as well as the criterion for interaction strength, are given by

$$\frac{G_\nu}{G_0} = \frac{3\nu^2 + 1}{\nu^2 + 1}, \quad \begin{cases} K_{2c} < 2\nu^2 & \text{for even } 1/\nu, \\ K_{2c} < 3\nu^2 & \text{for odd } 1/\nu. \end{cases} \quad (8)$$

At the commensurate fillings, the upper subband contributes a fractional conductance depending on the filling factor ν and an open channel in the half-gapped lower subband gives e^2/h . In consequence, upon decreasing ν , the dip value decreases towards unity. The appearance of the dips rely on strong electron-electron interactions, parametrized by K_{2c} . In principle, the smaller the filling factor is, the higher-order backscattering and thus the stronger interaction (smaller K_{2c}) is required for the occurrence of the corresponding dip. Since the interaction parameter K_{2c} itself also decreases when the electron density is reduced, as has been observed and analyzed

in Refs. [64, 65], we expect that the interactions in typical devices are sufficiently strong for multiple dips to be observable; see also Appendix B for the estimation on the K_{2c} value. As shown in Fig. 4, the dips appear around the edge of the second plateau, within the range of $\mu/E_g \in \{1, 4/3\}$. They become denser as the wire becomes more depleted. Crucially, as long as electron-electron interactions are sufficiently strong, the positions and the values of the conductance dips are insensitive to specific material parameters—hence they are *universal*.

We remark that, in deriving Eq. (8), we have taken into account explicitly the effect of Fermi-liquid leads (characterized by $K_s^L = K_s^R = 1$), as in early works on single-subband wires in the absence of backscatterings in the wire [3–5]. While electron-electron interactions are required for the appearance of the dips, the conductance value itself does not depend on the interactions in the wire. This result is similar to the conclusion of Refs. [3–5], in the sense that the conductance is determined by the interaction strength in the leads instead of the wire. The interaction criterion summarized in Eq. (8) reveals distinct scaling behaviors for the backscatterings at even- and odd-denominator fillings. Next, we fix the filling factor ν , and discuss the higher-order backscattering mechanism separately for even and odd denominators.

V. EVEN-DENOMINATOR FILLING

When the chemical potential is at the even commensurability $\nu = 1/(2n)$, it allows for the $(2n)$ th-order helical-field-assisted scattering in the upper subband. In the RG framework, we keep the most relevant scattering, which consists of two terms, denoted as

$$O_\sigma^{(2n)} = \frac{g^{(2n)}}{2} (R_{2\downarrow}^\dagger L_{2\uparrow}) (R_{2\sigma}^\dagger L_{2\sigma})^n (R_{2\bar{\sigma}}^\dagger L_{2\bar{\sigma}})^{n-1} + \text{H.c.}, \quad (9)$$

with $g^{(2n)} \propto B(U_{2k_{F2}})^{2n-1}$, the Fourier component of the Coulomb potential U , and $\sigma = -\bar{\sigma} \in \{\uparrow \equiv +, \downarrow \equiv -\}$. Figure 5 illustrates the scattering process for $n = 1$ and $\sigma = +$. The helical field in H_B brings an electron from $L_{2\uparrow}$ at the Fermi point $-k_{F2}$ to the intermediate state $R'_{2\downarrow}$ at $3k_{F2}$, which subsequently forward scatters to $R_{2\downarrow}$ at k_{F2} by electron-electron interactions. The momentum difference is compensated by a backscattering process, which brings an electron from $L_{2\uparrow}$ at the Fermi point $-k_{F2}$ to $R_{2\uparrow}$ at k_{F2} . One can generalize the diagram to describe scattering processes for $\sigma = -$, as well as for general n . While the scattering involves states away from the Fermi level, the corresponding operator $O_\sigma^{(2n)}$ is written in terms of $R_{2\sigma}$ and $L_{2\sigma}$ defined at the Fermi level, where the bosonization and Tomonaga-Luttinger liquid approach are valid. Clearly, the initial value of $g^{(2n)}$ depends on the energies of the intermediate states and therefore the system details, such as the confinement potential and the curvature of the dispersion relation. Nevertheless, since the relevance of the operator $O_\sigma^{(2n)}$ is determined by its scaling dimensions instead of the bare coupling, we do not specify

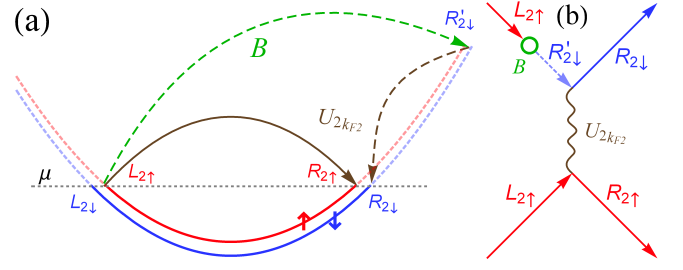


FIG. 5. Scattering process in the upper subband for $\nu = 1/2$ (that is, $k_{F1} = 2k_{F2}$); for clarity, the two spin branches are separated and plotted in different colors. The lower subband, identical to the one plotted in Fig. 1, is not shown. (a) Scattering process $O_+^{(2)}$. The H_B term brings an electron from $L_{2\uparrow}(-k_{F2})$ to the intermediate state $R'_{2\downarrow}(3k_{F2})$ (green dashed arrow). Electron-electron interactions allow $R'_{2\downarrow}$ to forward scatter to $R_{2\downarrow}(k_{F2})$ (brown dashed arrow). The momentum difference is compensated by a backscattering process $L_{2\uparrow} \rightarrow R_{2\uparrow}$ (brown solid arrow). (b) Diagram for $O_+^{(2)}$ scattering process in Panel (a). The red (blue) arrows indicate up-(down)-spin fermion fields. The wavy line and green circle mark Coulomb interaction and spin-flip backscattering by the helical magnetic field, respectively.

$g^{(2n)}$ here.

With the bosonization technique, we derive the RG flow equation for $\tilde{g}^{(2n)} = g^{(2n)} a^2 / (\hbar v_{F2})$ with the Fermi velocity v_{F2} of the upper subband,

$$\frac{d\tilde{g}^{(2n)}}{dl} = (1 - 2n^2 K_{2c}) \tilde{g}^{(2n)}, \quad (10)$$

which indicates that the operator $O_\pm^{(2n)}$ is RG relevant for $K_{2c} < 1/(2n^2)$. Before proceeding, we comment on other perturbations that could be relevant. First, the presence of a periodic potential (for instance, arising from the lattice) could enable umklapp scattering processes, in which electrons back scatter with the help of the crystal momentum [66]. However, the umklapp scattering is feasible only when the Fermi wave vector is on the order of the inverse lattice spacing, which is beyond the parameter regime of interest. Therefore, we do not include the effect of the lattice periodicity here. Second, impurity scattering induced by disorder is in general RG relevant [66], where the corresponding operator is given by $O_{\text{imp}} = R_{2\sigma}^\dagger L_{2\sigma} + \text{H.c.}$ (other operators such as $R_{1\sigma}^\dagger L_{2\sigma}$ do not commute with the most relevant O_B and therefore cannot be ordered). However, since O_{imp} has a different scaling dimension than $O_\sigma^{(2n)}$, we find that $\tilde{g}^{(2n)}$ grows faster than the coupling of O_{imp} under the RG flow for $K_{2c} < 1/(4n^2 - 1)$. Moreover, when taking into account the RG flow up to the second order in couplings, the K_{2c} value is also renormalized and reduced from its initial value, in favor of the dominance of $O_\sigma^{(2n)}$ over O_{imp} . In consequence, the helical-field-assisted scattering dominates over the impurity scattering for sufficiently strong electron-electron interactions.

To proceed, we express the operator as $O_\pm^{(2n)} = g^{(2n)} \cos \Phi_\pm^e$ in terms of the boson fields Φ_\pm^e ; see Appendix A. Importantly, we show that $O_\pm^{(2n)}$ commute with each other

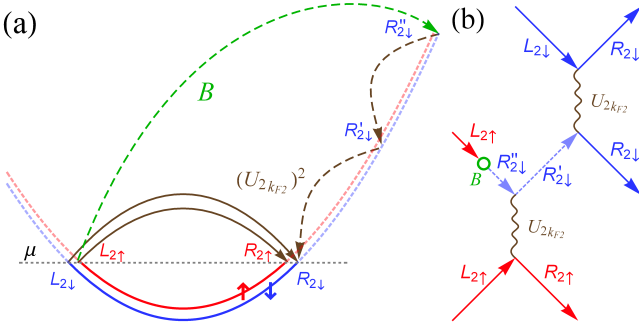


FIG. 6. The same as in Fig. 5 but for an odd filling $\nu = 1/3$ ($k_{F1} = 3k_{F2}$). (a) Scattering process $O^{(3)}$. The H_B term brings an electron from $L_{2\uparrow}(-k_{F2})$ to $R_{2\downarrow}''(5k_{F2})$ (green dashed arrow). With the help of electron-electron interactions, the electron scatters from $R_{2\downarrow}''$, through $R_{2\downarrow}'(3k_{F2})$, to $R_{2\downarrow}(k_{F2})$ (brown dashed arrows), accompanied by the backscattering processes $L_{2\uparrow} \rightarrow R_{2\uparrow}$ and $L_{2\downarrow} \rightarrow R_{2\downarrow}$ at the Fermi points (brown solid arrows). (b) Diagram for $O^{(3)}$ scattering in Panel (a). The labels are the same as those given in Fig. 5.

and with O_B , so that the three operators can be ordered simultaneously. In wires with sufficiently strong interactions, meaning sufficiently small K_{2c} , the backscattering terms in Eq. (9) open a gap in the upper subband, leading to dips in the conductance.

VI. ODD-DENOMINATOR FILLING

Now we turn to the odd case $\nu = 1/(2n+1)$ and investigate the $(2n+1)$ th-order helical-field-assisted scattering. In contrast to the even case, here the most RG relevant process consists of a single term,

$$O^{(2n+1)} = \frac{g^{(2n+1)}}{2} (R_{2\downarrow}^\dagger L_{2\uparrow}) (R_{2\uparrow}^\dagger L_{2\downarrow})^n (R_{2\downarrow}^\dagger L_{2\downarrow})^n + \text{H.c.}, \quad (11)$$

with $g^{(2n+1)} \propto B(U_{2k_{F2}})^{2n}$; Figure 6 illustrates the $O^{(3)}$ process, which is similar to Fig. 5 but involves higher-order scattering processes.

Upon bosonization, we derive the RG flow equation,

$$\frac{d\tilde{g}^{(2n+1)}}{dl} = \frac{3 - (2n+1)^2 K_{2c}}{2} \tilde{g}^{(2n+1)}, \quad (12)$$

with $\tilde{g}^{(2n+1)} = g^{(2n+1)} a^2 / (\hbar v_{F2})$. The operator $O^{(2n+1)}$ is RG relevant for $K_{2c} < 3/(2n+1)^2$. In addition, we find that the process $O^{(2n+1)}$ dominates over the impurity scattering O_{imp} for sufficiently strong interactions $K_{2c} < 2/[(2n+1)^2 - 1]$. Again, the reduced K_{2c} value under the (second-order) RG flow tends to enhance the dominance of $O^{(2n+1)}$ over O_{imp} , so we have dominant helical-field-assisted scattering in a strongly interacting system.

The operator can be written as $O^{(2n+1)} = g^{(2n+1)} \cos(2\sqrt{2n+1}\Phi_+^o)$ with the transformation given in Eq. (A4); see Appendix A. In the presence of strong

interactions, the $O^{(2n+1)}$ term leads to a partial gap in the upper subband. As a result, the system contains a fractional (helical) Tomonaga-Luttinger liquid in the upper (lower) subband. The conductance, with contributions from both subbands, is summarized in Eq. (8). In the bosonic language, when $O^{(2n+1)}$ is ordered, the Φ_+^o field is pinned at multiples of $\pi/\sqrt{2n+1}$, while the excitations correspond to kinks in Φ_+^o , where the field changes its value between neighboring minima. We find that such a kink carries a charge of $q_k = \nu e$ and zero spin. This fractional charge can be examined through shot noise, similar to the proposed setup in Ref. [67]. Here, q_k reveals the hierarchy of the Laughlin states [62], similar to an array of one-subband quantum wires [61, 68–71] and Rashba wires [72–74] in magnetic fields.

VII. DISCUSSION

In this work, we demonstrate a mechanism for universal conductance dips and fractional excitations. While the mechanism can take place in a wide variety of materials and setups, we expect that the most natural realization is to utilize III-V semiconducting quantum wires, where nuclear spins couple to conduction electrons through the hyperfine interaction. The wires realize Kondo lattices, in which nuclear spins are ordered into a helical pattern at dilution fridge temperature [e.g., $O(10 \text{ mK})$ – $O(100 \text{ mK})$ for GaAs and InAs wires], as predicted theoretically in Refs. [52, 53] and indicated in the experiment with cleaved edge overgrowth GaAs quantum wires in Ref. [13]. The ordered nuclear spins generate an internal helical magnetic field required for our mechanism. In general terms, this system consists of a Kondo lattice in which the couplings between itinerant charge carriers and localized spins are weak so that the RKKY coupling dominates over the Kondo screening [75, 76]. With the tunable dimensionality of our setup, we demonstrate that Coulomb interaction between the charge carriers can trigger the formation of strongly correlated fermions even in this weak-coupling limit. Remarkably, this realization relies on ingredients naturally present in semiconductor wires and can host fractional excitations, resembling fractional quantum Hall states even without external magnetic fields.

Alternatively, magnetic dopants (e.g., Mn) can substitute nuclear spins in creating the RKKY-induced helical field. Yet differently, the quasi-one-dimensional Kondo lattice can be fabricated out of heavy-fermion compounds, where itinerant electrons and localized spins interact through exchange couplings [77]. In these alternative systems, both the transition temperature and the helical field strength can be enhanced due to larger exchange couplings [32]. Since the helix is susceptible to magnetic fields [55] and elevated temperatures [24, 73], field- and temperature-dependent conductance might be used to seek additional signatures, such as disappearance of the dips and restoration of the standard plateaus. The observation of universal conductance dips would indicate the helix-assisted higher-order scattering and therefore the presence of the helix itself, supplementary to uniformly dropped plateaus [13]. Apart from the above Kondo-lattice scheme,

the helical magnetic field can be artificially generated by the external magnetic field in Rashba wires or by depositing nanomagnets [40], which are target systems of active researches on topological matters in the quasi-one dimension.

For the purpose of observation, as disorder in quantum wires can mask the conductance features, the predicted dips should be searched for in wires in the ballistic regime. Since the proposed scatterings involve intermediate states at relatively high energies, quantum wires capable of sustaining these intermediate states are desirable, which can be achieved using, for instance, quantum wires that confine a few more transverse modes [78]. To distinguish the predicted dips from Fabry-Perot oscillations in a finite-size wire, one might suppress the latter features through device design, such as wire length or smoothness of the contact between the wire and leads [24, 73]. In addition, while the Fabry-Perot oscillations, if present, occur on both of the first and second conductance plateaus, the dips appear only on the second plateau and are inevitably accompanied by nonstandard quantized values of the two plateaus in a certain temperature range. Since the conductance dips can be observed in straightforward transport measurements, our prediction can be verified through systematic investigations on the temperature-dependent conductance upon varying carrier density and/or wire geometry.

ACKNOWLEDGMENTS

We thank T.-M. Chen, S. Matsuo, D. Miserev, T. Patlatiuk, S. Tarucha, H. Weldeyesus, and D. M. Zumbühl for interesting discussions. This work was financially supported by the JSPS Kakenhi Grant No. 16H02204 and No. 19H05610, by the Swiss National Science Foundation (Switzerland), and by the NCCR QSIT. This project received funding from the European Unions Horizon 2020 research and innovation program (ERC Starting Grant, Grant agreement No. 757725).

Appendix A: DETAILS OF THE CALCULATION

In this section we present the details of our calculation. To analyze the higher-order backscattering processes, we employ the bosonization technique [43, 46, 54, 61, 66, 68, 70]. We express the slowly varying fields [see Eq. (1)] as

$$R_{j\sigma}(x) = \frac{1}{\sqrt{2\pi a}} e^{i\phi_{Rj\sigma}(x)}, \quad L_{j\sigma}(x) = \frac{1}{\sqrt{2\pi a}} e^{i\phi_{Lj\sigma}(x)}, \quad (\text{A1})$$

with the chiral bosonic fields $\phi_{\ell j\sigma}$. In the above, we omit the Klein factors, and use the indices $\ell \in \{R \equiv +, L \equiv -\}$, $j \in \{1, 2\}$, and $\sigma \in \{\uparrow \equiv +, \downarrow \equiv -\}$ to label the chirality, subband, and spin, respectively.

For the odd-denominator filling $\nu = 1/(2n+1)$, we impose the following commutation relation

$$[\phi_{\ell j\sigma}(x), \phi_{\ell' j' \sigma'}(x')] = i\pi \ell \delta_{\ell\ell'} \delta_{jj'} \delta_{\sigma\sigma'} \text{sign}(x - x'). \quad (\text{A2})$$

Next, we express the operator $O^{(2n+1)}$ as a cosine [43, 46, 61, 68, 70],

$$O^{(2n+1)} = g^{(2n+1)} \cos(2\sqrt{2n+1}\Phi_+^o), \quad (\text{A3})$$

through the transformation $\Psi^o = T^o \psi$ with $\Psi^o \equiv (\Phi_+^o, \Phi_-^o, \Theta_+^o, \Theta_-^o)^t$, $\psi \equiv (\phi_{R2\uparrow}, \phi_{R2\downarrow}, \phi_{L2\uparrow}, \phi_{L2\downarrow})^t$, the transpose operator t , and the matrix T^o given by

$$T^o = \frac{1}{2\sqrt{2n+1}} \begin{pmatrix} -n & -(n+1) & n+1 & n \\ -(n+1) & -n & n & n+1 \\ -n & n+1 & n+1 & -n \\ n+1 & -n & -n & n+1 \end{pmatrix}. \quad (\text{A4})$$

The new fields satisfy the commutation relations

$$[\Phi_\pm^o(x), \Theta_\pm^o(x')] = \frac{i\pi}{2} \text{sign}(x' - x), \quad (\text{A5a})$$

$$[\Phi_\pm^o(x), \Theta_\mp^o(x')] = 0, \quad (\text{A5b})$$

$$[\Phi_+^o(x), \Phi_-^o(x')] = [\Theta_+^o(x), \Theta_-^o(x')] = 0. \quad (\text{A5c})$$

To evaluate the charge of the excitations, we express the charge density operator as [66]

$$\rho_c(x) = \frac{e}{2\pi} \sum_{\ell j \sigma} \partial_x \phi_{\ell j \sigma}(x). \quad (\text{A6})$$

Using Eq. (A4) and performing the integral over space, we evaluate the charge

$$q_k = \int_{\text{kink}} dx \rho_c(x) = \frac{e}{\pi\sqrt{2n+1}} \Delta\Phi_+^o, \quad (\text{A7})$$

with the change $\Delta\Phi_+^o$ of the field across a kink. Therefore, a kink where the Φ_+^o field changes its value by $\pi/\sqrt{2n+1}$ carries a charge of $e/(2n+1)$. In addition, the linear-response conductance from the fractional Tomonaga-Luttinger liquid can be computed straightforwardly as in Refs. [72, 79]. The results are given in the main text.

For even-denominator fillings $\nu = 1/(2n)$, we use the commutator in Eq. (A2) for $j = 1$, and the following generalized commutation relation for $j = 2$,

$$[\phi_{\ell 2\sigma}(x), \phi_{\ell' 2\sigma'}(x')] = i\pi M_{\ell\sigma\ell'\sigma'} \text{sign}(x - x'), \quad (\text{A8})$$

with $M_{\ell\sigma\ell'\sigma'}$ being an integer depending on the chirality and the spin. In addition, the chiral boson fields for $j = 1$ and $j = 2$ commute with each other. Defining the new index,

$$p, p' \in \{1 \equiv R \uparrow, 2 \equiv R \downarrow, 3 \equiv L \uparrow, 4 \equiv L \downarrow\}, \quad (\text{A9})$$

we can write $M_{pp'}$ in the following matrix form,

$$\begin{pmatrix} 1 & -(2n-1) & -1 & 0 \\ -(2n-1) & 1 & 0 & 1 \\ -1 & 0 & -1 & 2n-1 \\ 0 & 1 & 2n-1 & -1 \end{pmatrix}. \quad (\text{A10})$$

Denoting $\Psi^e \equiv (\Phi_+^e, \Phi_-^e, \Theta_+^e, \Theta_-^e)^t$, we make the transformation $\Psi^e = T^e \psi$, with the matrix T^e given by

$$T^e = \begin{pmatrix} -n & -n & n+1 & n-1 \\ n-1 & n+1 & -n & -n \\ -f_n & -(2n^2-1)f_n & 2n(n-1)f_n & 0 \\ 0 & -2n(n-1)f_n & (2n^2-1)f_n & f_n \end{pmatrix}, \quad (\text{A11})$$

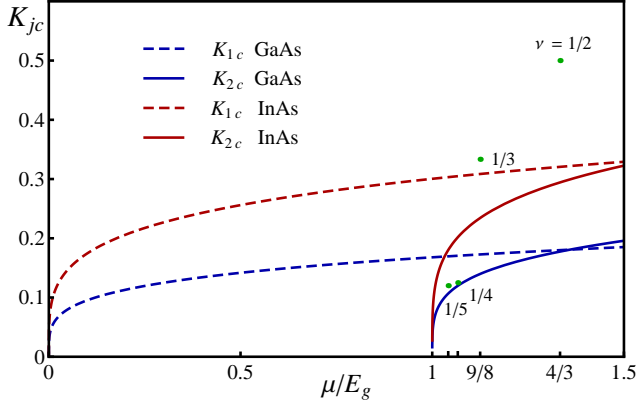


FIG. 7. Interaction parameters K_{jc} for subband $j \in \{1, 2\}$ in a GaAs (blue) and InAs (red) quantum wire as functions of μ/E_g . The green dots mark the K_{2c} conditions for $\nu = 1/2, \dots, 1/5$ at the corresponding positions [see Eq. (8) in the main text]. The adopted parameter values are $\epsilon = 12.9 \epsilon_0$ ($15.15 \epsilon_0$), $m = 0.067 m_e$ ($0.023 m_e$) for GaAs (InAs), $D = 400 \mu\text{m}$, $w = 100 \text{ nm}$, and $d = 10 \text{ nm}$.

with $f_n \equiv 1/[4n(4n^2 - 4n - 1)]$. It can be shown that the new fields Φ_{\pm}^e and Θ_{\pm}^e satisfy Eq.(A5) upon replacing the superscript $o \rightarrow e$. With Eqs. (A8)–(A11), the operators $O_{\pm}^{(2n)}$ can be expressed in terms of Φ_{\pm}^e , as given in the main text. Similarly to the odd case, the charge at the domain wall in the Φ_{\pm}^e fields is given by $e/(2n)$.

Since the Φ_{\pm}^e fields arise from the unconventional commutation relations in Eq. (A8), it is not obvious whether a partial or full gap is opened in the upper subband. We therefore employ a Green's function-based approach [3, 79] and compute directly the linear-response conductance. By modeling the system as a fractional Tomonaga-Luttinger liquid wire and Fermi-liquid leads, we find the values for the conductance dips, as presented in the main text.

Appendix B: ESTIMATION FOR THE INTERACTION PARAMETER

In this section we estimate the interaction parameter K_{jc} for subband j . By generalizing the formula in Refs. [50, 64,

66] for wires with multiple subbands, we obtain

$$K_{jc} = \left[1 + \frac{2e^2}{\pi^2 \epsilon \hbar v_{Fj}} \ln \left| \frac{D}{\max(w_j, d)} \right| \right]^{-1/2}, \quad (\text{B1})$$

with the dielectric constant ϵ , the Fermi velocity $v_{Fj} = \hbar k_{Fj}/m$, the Fermi wave vector k_{Fj} , the effective mass m , the screening length D (the distance between the wire and a nearby metallic gate), and the thickness d of the wire. Defining the effective width $w_j = \sqrt{\langle y^2 \rangle_j}$ (averaged with respect to the j -th subband electron wavefunction) and taking a simple harmonic confinement potential along y direction with the subband spacing $E_g = \hbar^2/(2mw^2)$, we find $w_1 = w$ and $w_2 = \sqrt{3}w$. While our backscattering mechanism does not rely on any specific confinement, here we adopt the parabolic confinement potential in order to make concrete estimation for K_{jc} ; adopting other types of confinement would not make qualitative difference.

The estimated K_{jc} values for GaAs and InAs wires are shown in Fig. 7, where the green dots mark the upper bounds for the K_{2c} values required for our mechanism. To be specific, for the dips corresponding to $\nu = 1/2, 1/3, 1/4, 1/5, \dots$ to emerge, we need K_{2c} below 0.5, 0.33, 0.13, 0.12, \dots , respectively. Since v_{Fj} decreases when approaching the subband bottom, we find sufficiently low K_{2c} values in the regime of interest, indicating sufficiently strong electron-electron interactions for the helical-field-assisted backscattering. Specifically, for the adopted parameters we find sufficiently small K_{2c} values for $\nu = 1/2, 1/3$ in InAs wires and for ν up to $1/5$ in GaAs wires. In conclusion, the K_{2c} criterion for the higher-order scattering can be fulfilled in the realistic regime, allowing for multiple conductance dips appearing in typical semiconductor wires.

-
- [1] B. J. van Wees, H. van Houten, C. W. J. Beenakker, J. G. Williamson, L. P. Kouwenhoven, D. van der Marel, and C. T. Foxon, Quantized conductance of point contacts in a two-dimensional electron gas, *Phys. Rev. Lett.* **60**, 848 (1988).
 - [2] D. A. Wharam, T. J. Thornton, R. Newbury, M. Pepper, H. Ahmed, J. E. F. Frost, D. G. Hasko, D. C. Peacock, D. A. Ritchie, and G. A. C. Jones, One-dimensional transport and the quantisation of the ballistic resistance, *J. Phys. C: Solid State Phys.* **21**, L209 (1988).
 - [3] D. L. Maslov and M. Stone, Landauer conductance of Luttinger liquids with leads, *Phys. Rev. B* **52**, R5539(R) (1995).
 - [4] V. V. Ponomarenko, Renormalization of the one-dimensional

- conductance in the Luttinger-liquid model, *Phys. Rev. B* **52**, R8666(R) (1995).
- [5] I. Safi and H. J. Schulz, Transport in an inhomogeneous interacting one-dimensional system, *Phys. Rev. B* **52**, R17040(R) (1995).
- [6] S. Tarucha, T. Honda, and T. Saku, Reduction of quantized conductance at low temperatures observed in 2 to 10 μm -long quantum wires, *Solid State Commun.* **94**, 413 (1995).
- [7] A. Yacoby, H. L. Stormer, N. S. Wingreen, L. N. Pfeiffer, K. W. Baldwin, and K. W. West, Nonuniversal Conductance Quantization in Quantum Wires, *Phys. Rev. Lett.* **77**, 4612 (1996).
- [8] K. J. Thomas, J. T. Nicholls, M. Y. Simmons, M. Pepper, D. R.

- Mace, and D. A. Ritchie, Possible Spin Polarization in a One-Dimensional Electron Gas, *Phys. Rev. Lett.* **77**, 135 (1996).
- [9] S. M. Cronenwett, H. J. Lynch, D. Goldhaber-Gordon, L. P. Kouwenhoven, C. M. Marcus, K. Hirose, N. S. Wingreen, and V. Umansky, Low-Temperature Fate of the 0.7 Structure in a Point Contact: A Kondo-like Correlated State in an Open System, *Phys. Rev. Lett.* **88**, 226805 (2002).
- [10] A. P. Micolich, What lurks below the last plateau: experimental studies of the $0.7 \times 2e^2/h$ conductance anomaly in one-dimensional systems, *J. Phys.: Condens. Matter* **23**, 443201 (2011).
- [11] F. Bauer, J. Heyder, E. Schubert, D. Borowsky, D. Taubert, B. Bruognolo, D. Schuh, W. Wegscheider, J. von Delft, and S. Ludwig, Microscopic origin of the ‘0.7-anomaly’ in quantum point contacts, *Nature* **501**, 73 (2013).
- [12] M. J. Iqbal, R. Levy, E. J. Koop, J. B. Dekker, J. P. de Jong, J. H. M. van der Velde, D. Reuter, A. D. Wieck, R. Aguado, Y. Meir, and C. H. van der Wal, Odd and even Kondo effects from emergent localization in quantum point contacts, *Nature* **501**, 79 (2013).
- [13] C. P. Scheller, T.-M. Liu, G. Barak, A. Yacoby, L. N. Pfeiffer, K. W. West, and D. M. Zumbühl, Possible Evidence for Helical Nuclear Spin Order in GaAs Quantum Wires, *Phys. Rev. Lett.* **112**, 066801 (2014).
- [14] S. Heedt, N. Traverso Ziani, F. Crépin, W. Prost, St. Trelenkamp, J. Schubert, D. Grützmacher, B. Trauzettel, and Th. Schäpers, Signatures of interaction-induced helical gaps in nanowire quantum point contacts, *Nat. Phys.* **13**, 563 (2017).
- [15] J. Kammhuber, M. C. Cassidy, F. Pei, M. P. Nowak, A. Vuik, Ö. Gül, D. Car, S. R. Plissard, E. P. A. M. Bakkers, M. Wimmer, and L. P. Kouwenhoven, Conductance through a helical state in an Indium antimonide nanowire, *Nat. Commun.* **8**, 478 (2017).
- [16] J. C. Estrada Saldaña, Y.-M. Niquet, J.-P. Cleuziou, E. J. H. Lee, D. Car, S. R. Plissard, E. P. A. M. Bakkers, and S. De Franceschi, Split-Channel Ballistic Transport in an InSb Nanowire, *Nano Lett.* **18**, 2282 (2018).
- [17] S. Kumar, M. Pepper, S. N. Holmes, H. Montagu, Y. Gul, D. A. Ritchie, and I. Farrer, Zero-Magnetic Field Fractional Quantum States, *Phys. Rev. Lett.* **122**, 086803 (2019).
- [18] C. Mittag, M. Karalic, Z. Lei, C. Thomas, A. Tuaz, A. T. Hatke, G. C. Gardner, M. J. Manfra, T. Ihn, and K. Ensslin, Gate-defined quantum point contact in an InAs two-dimensional electron gas, *Phys. Rev. B* **100**, 075422 (2019).
- [19] D. L. Maslov, Transport through dirty Luttinger liquids connected to reservoirs, *Phys. Rev. B* **52**, R14368(R) (1995).
- [20] Y. Meir, K. Hirose, and N. S. Wingreen, Kondo Model for the “0.7 Anomaly” in Transport through a Quantum Point Contact, *Phys. Rev. Lett.* **89**, 196802 (2002).
- [21] T. Rejec and Y. Meir, Magnetic impurity formation in quantum point contacts, *Nature* **442**, 900 (2006).
- [22] C. J. Pedder, T. Meng, R. P. Tiwari, and T. L. Schmidt, Dynamic response functions and helical gaps in interacting Rashba nanowires with and without magnetic fields, *Phys. Rev. B* **94**, 245414 (2016).
- [23] D. H. Schimmel, B. Bruognolo, and J. von Delft, Spin Fluctuations in the 0.7 Anomaly in Quantum Point Contacts, *Phys. Rev. Lett.* **119**, 196401 (2017).
- [24] P. P. Aseev, J. Klinovaja, and D. Loss, Finite-temperature conductance of strongly interacting quantum wire with a nuclear spin order, *Phys. Rev. B* **95**, 125440 (2017).
- [25] R. M. Lutchyn, J. D. Sau, and S. Das Sarma, Majorana Fermions and a Topological Phase Transition in Semiconductor-Superconductor Heterostructures, *Phys. Rev. Lett.* **105**, 077001 (2010).
- [26] Y. Oreg, G. Refael, and F. von Oppen, Helical Liquids and Majorana Bound States in Quantum Wires, *Phys. Rev. Lett.* **105**, 177002 (2010).
- [27] J. Klinovaja and D. Loss, Composite Majorana fermion wave functions in nanowires, *Phys. Rev. B* **86**, 085408 (2012).
- [28] V. Mourik, K. Zuo, S. M. Frolov, S. R. Plissard, E. P. A. M. Bakkers, and L. P. Kouwenhoven, Signatures of Majorana fermions in hybrid superconductor-Semiconductor nanowire devices, *Science* **336**, 1003 (2012).
- [29] A. Das, Y. Ronen, Y. Most, Y. Oreg, M. Heiblum, and H. Shtrikman, Zero-bias peaks and splitting in an InAs nanowire topological superconductor as a signature of Majorana fermions, *Nat. Phys.* **8**, 887 (2012).
- [30] M. T. Deng, C. L. Yu, G. Y. Huang, M. Larsson, P. Caroff, and H. Q. Xu, Anomalous zero-bias conductance peak in a Nb–InSb nanowire–Nb hybrid device, *Nano Lett.* **12**, 6414 (2012).
- [31] E. Prada, P. San-Jose, M. W. A. de Moor, A. Geresdi, E. J. H. Lee, J. Klinovaja, D. Loss, J. Nygård, R. Aguado, and L. P. Kouwenhoven, From Andreev to Majorana bound states in hybrid superconductor-semiconductor nanowires, *Nat. Rev. Phys.* **2**, 575 (2020).
- [32] J. Klinovaja, P. Stano, A. Yazdani, and D. Loss, Topological Superconductivity and Majorana Fermions in RKKY Systems, *Phys. Rev. Lett.* **111**, 186805 (2013).
- [33] B. Braunecker and P. Simon, Interplay between Classical Magnetic Moments and Superconductivity in Quantum One-Dimensional Conductors: Toward a Self-Sustained Topological Majorana Phase, *Phys. Rev. Lett.* **111**, 147202 (2013).
- [34] M. M. Vazifeh and M. Franz, Self-Organized Topological State with Majorana Fermions, *Phys. Rev. Lett.* **111**, 206802 (2013).
- [35] S. Nadj-Perge, I. K. Drozdov, B. A. Bernevig, and A. Yazdani, Proposal for realizing Majorana fermions in chains of magnetic atoms on a superconductor, *Phys. Rev. B* **88**, 020407 (2013).
- [36] S. Nadj-Perge, I. K. Drozdov, J. Li, H. Chen, S. Jeon, J. Seo, A. H. MacDonald, B. A. Bernevig, and A. Yazdani, Observation of Majorana fermions in ferromagnetic atomic chains on a superconductor, *Science* **346**, 602 (2014).
- [37] F. Pientka, L. I. Glazman, and F. von Oppen, Unconventional topological phase transitions in helical Shiba chains, *Phys. Rev. B* **89**, 180505 (2014).
- [38] C.-H. Hsu, P. Stano, J. Klinovaja, and D. Loss, Antiferromagnetic nuclear spin helix and topological superconductivity in ^{13}C nanotubes, *Phys. Rev. B* **92**, 235435 (2015).
- [39] R. Pawlak, M. Kisiel, J. Klinovaja, T. Meier, S. Kawai, T. Glatzel, D. Loss, and E. Meyer, Probing atomic structure and Majorana wavefunctions in mono-atomic Fe chains on superconducting Pb surface, *npj Quantum Inf.* **2**, 16035 (2016).
- [40] J. Klinovaja, P. Stano, and D. Loss, Transition from Fractional to Majorana Fermions in Rashba Nanowires, *Phys. Rev. Lett.* **109**, 236801 (2012).
- [41] M. M. Desjardins, L. C. Contamin, M. R. Delbecq, M. C. Dartiailh, L. E. Bruhat, T. Cubaynes, J. J. Vienne, F. Mallet, S. Rohart, A. Thiaville, A. Cottet, and T. Kontos, Synthetic spin-orbit interaction for Majorana devices, *Nat. Mater.* **18**, 1060 (2019).
- [42] E. Gaidamauskas, J. Paaske, and K. Flensberg, Majorana Bound States in Two-Channel Time-Reversal-Symmetric Nanowire Systems, *Phys. Rev. Lett.* **112**, 126402 (2014).
- [43] J. Klinovaja and D. Loss, Parafermions in an Interacting Nanowire Bundle, *Phys. Rev. Lett.* **112**, 246403 (2014).
- [44] J. Klinovaja, A. Yacoby, and D. Loss, Kramers pairs of Majorana fermions and parafermions in fractional topological insulators, *Phys. Rev. B* **90**, 155447 (2014).
- [45] J. Klinovaja and D. Loss, Time-reversal invariant parafermions

- in interacting Rashba nanowires, *Phys. Rev. B* **90**, 045118 (2014).
- [46] J. Klinovaja and D. Loss, Fractional charge and spin states in topological insulator constrictions, *Phys. Rev. B* **92**, 121410(R) (2015).
- [47] H. Ebisu, B. Lu, J. Klinovaja, and Y. Tanaka, Theory of time-reversal topological superconductivity in double Rashba wires: Symmetries of Cooper pairs and Andreev bound states, *Prog. Theor. Exp. Phys.* **2016**, 083I01 (2016).
- [48] C. Schrade, M. Thakurathi, C. Reeg, S. Hoffman, J. Klinovaja, and D. Loss, Low-field topological threshold in Majorana double nanowires, *Phys. Rev. B* **96**, 035306 (2017).
- [49] M. Thakurathi, P. Simon, I. Mandal, J. Klinovaja, and D. Loss, Majorana Kramers pairs in Rashba double nanowires with interactions and disorder, *Phys. Rev. B* **97**, 045415 (2018).
- [50] C.-H. Hsu, P. Stano, J. Klinovaja, and D. Loss, Majorana Kramers Pairs in Higher-Order Topological Insulators, *Phys. Rev. Lett.* **121**, 196801 (2018).
- [51] A. Haim and Y. Oreg, Time-reversal-invariant topological superconductivity in one and two dimensions, *Phys. Rep.* **825**, 1 (2019).
- [52] B. Braunecker, P. Simon, and D. Loss, Nuclear Magnetism and Electronic Order in ^{13}C Nanotubes, *Phys. Rev. Lett.* **102**, 116403 (2009).
- [53] B. Braunecker, P. Simon, and D. Loss, Nuclear magnetism and electron order in interacting one-dimensional conductors, *Phys. Rev. B* **80**, 165119 (2009).
- [54] T. Meng and D. Loss, Helical nuclear spin order in two-subband quantum wires, *Phys. Rev. B* **87**, 235427 (2013).
- [55] P. Stano and D. Loss, NMR response of nuclear-spin helix in quantum wires with hyperfine and spin-orbit interaction, *Phys. Rev. B* **90**, 195312 (2014).
- [56] T. Meng, P. Stano, J. Klinovaja, and D. Loss, Helical nuclear spin order in a strip of stripes in the quantum Hall regime, *Eur. Phys. J. B* **87**, 203 (2014).
- [57] C.-H. Hsu, P. Stano, J. Klinovaja, and D. Loss, Nuclear-spin-induced localization of edge states in two-dimensional topological insulators, *Phys. Rev. B* **96**, 081405(R) (2017).
- [58] C.-H. Hsu, P. Stano, J. Klinovaja, and D. Loss, Effects of nuclear spins on the transport properties of the edge of two-dimensional topological insulators, *Phys. Rev. B* **97**, 125432 (2018).
- [59] B. Braunecker, G. I. Japaridze, J. Klinovaja, and D. Loss, Spin-selective Peierls transition in interacting one-dimensional conductors with spin-orbit interaction, *Phys. Rev. B* **82**, 045127 (2010).
- [60] D. Rainis and D. Loss, Conductance behavior in nanowires with spin-orbit interaction: A numerical study, *Phys. Rev. B* **90**, 235415 (2014).
- [61] C. L. Kane, R. Mukhopadhyay, and T. C. Lubensky, Fractional Quantum Hall Effect in an Array of Quantum Wires, *Phys. Rev. Lett.* **88**, 036401 (2002).
- [62] R. B. Laughlin, Anomalous Quantum Hall Effect: An Incompressible Quantum Fluid with Fractionally Charged Excitations, *Phys. Rev. Lett.* **50**, 1395 (1983).
- [63] J. Klinovaja and D. Loss, Giant Spin-Orbit Interaction Due to Rotating Magnetic Fields in Graphene Nanoribbons, *Phys. Rev. X* **3**, 011008 (2013).
- [64] Y. Sato, S. Matsuo, C.-H. Hsu, P. Stano, K. Ueda, Y. Takeshige, H. Kamata, J. S. Lee, B. Shojaei, K. Wickramasinghe, J. Shabani, C. Palmström, Y. Tokura, D. Loss, and S. Tarucha, Strong electron-electron interactions of a Tomonaga-Luttinger liquid observed in InAs quantum wires, *Phys. Rev. B* **99**, 155304 (2019).
- [65] C.-H. Hsu, P. Stano, Y. Sato, S. Matsuo, S. Tarucha, and D. Loss, Charge transport of a spin-orbit-coupled Luttinger liquid, *Phys. Rev. B* **100**, 195423 (2019).
- [66] T. Giamarchi, *Quantum Physics in One Dimension* (Oxford University Press, New York, 2003).
- [67] E. Cornfeld, I. Neder, and E. Sela, Fractional shot noise in partially gapped Tomonaga-Luttinger liquids, *Phys. Rev. B* **91**, 115427 (2015).
- [68] J. Klinovaja and Y. Tserkovnyak, Quantum spin Hall effect in strip of stripes model, *Phys. Rev. B* **90**, 115426 (2014).
- [69] T. Meng and E. Sela, Time reversal symmetry broken fractional topological phases at zero magnetic field, *Phys. Rev. B* **90**, 235425 (2014).
- [70] J. Klinovaja, Y. Tserkovnyak, and D. Loss, Integer and fractional quantum anomalous Hall effect in a strip of stripes model, *Phys. Rev. B* **91**, 085426 (2015).
- [71] R. A. Santos, C.-W. Huang, Y. Gefen, and D. B. Gutman, Fractional topological insulators: From sliding Luttinger liquids to Chern-Simons theory, *Phys. Rev. B* **91**, 205141 (2015).
- [72] Y. Oreg, E. Sela, and A. Stern, Fractional helical liquids in quantum wires, *Phys. Rev. B* **89**, 115402 (2014).
- [73] P. P. Aseev, D. Loss, and J. Klinovaja, Conductance of fractional Luttinger liquids at finite temperatures, *Phys. Rev. B* **98**, 045416 (2018).
- [74] G. Shavit and Y. Oreg, Fractional Conductance in Strongly Interacting 1D Systems, *Phys. Rev. Lett.* **123**, 036803 (2019).
- [75] A. M. Tsvetlik and O. M. Yevtushenko, Physics of arbitrarily doped Kondo lattices: From a commensurate insulator to a heavy Luttinger liquid and a protected helical metal, *Phys. Rev. B* **100**, 165110 (2019).
- [76] O. M. Yevtushenko and A. M. Tsvetlik, Transport in Magnetically Doped One-Dimensional Wires: Can the Helical Protection Emerge without the Global Helicity? *New J. Phys.* **22**, 053013 (2020).
- [77] L. Prochaska, X. Li, D. C. MacFarland, A. M. Andrews, M. Bonta, E. F. Bianco, S. Yazdi, W. Schrenk, H. Detz, A. Limbeck, Q. Si, E. Ringe, G. Strasser, J. Kono, and S. Paschen, Singular charge fluctuations at a magnetic quantum critical point, *Science* **367**, 285 (2020).
- [78] T. Patlatiuk, C. P. Scheller, D. Hill, Y. Tserkovnyak, J. C. Egues, G. Barak, A. Yacoby, L. N. Pfeiffer, K. W. West, and D. M. Zumbühl, Edge-State Wave Functions from Momentum-Conserving Tunneling Spectroscopy, *Phys. Rev. Lett.* **125**, 087701 (2020).
- [79] T. Meng, L. Fritz, D. Schuricht, and D. Loss, Low-energy properties of fractional helical Luttinger liquids, *Phys. Rev. B* **89**, 045111 (2014).