

SoundSpaces: Audio-Visual Navigation in 3D Environments

Changan Chen^{*1,4}, Unnat Jain^{*†2,4}, Carl Schissler³, Sebastia Vicenc
Amengual Gari³, Ziad Al-Halah¹, Vamsi Krishna Ithapu³,
Philip Robinson³, and Kristen Grauman^{1,4}

¹UT Austin, ²UIUC, ³Facebook Reality Labs, ⁴Facebook AI Research

Abstract. Moving around in the world is naturally a multisensory experience, but today’s embodied agents are deaf—restricted to solely their visual perception of the environment. We introduce audio-visual navigation for complex, acoustically and visually realistic 3D environments. By both seeing and hearing, the agent must learn to navigate to a sounding object. We propose a multi-modal deep reinforcement learning approach to train navigation policies end-to-end from a stream of egocentric audio-visual observations, allowing the agent to (1) discover elements of the geometry of the physical space indicated by the reverberating audio and (2) detect and follow sound-emitting targets. We further introduce SoundSpaces: a first-of-its-kind dataset of audio renderings based on geometrical acoustic simulations for two sets of publicly available 3D environments (Matterport3D and Replica), and we instrument Habitat to support the new sensor, making it possible to insert arbitrary sound sources in an array of real-world scanned environments. Our results show that audio greatly benefits embodied visual navigation in 3D spaces, and our work lays groundwork for new research in embodied AI with audio-visual perception. Project: http://vision.cs.utexas.edu/projects/audio_visual_navigation.

1 Introduction

Embodied agents perceive and act in the world around them, with a constant loop between their sensed surroundings and their selected movements. Both sights and sounds constantly drive our activity: the laundry machine buzzes to indicate it is done, a crying child draws our attention, the sound of breaking glass may require urgent help.

In embodied AI, the *navigation* task is of particular importance, with applications in search and rescue or service robotics, among many others. Navigation has a long history in robotics, where a premium is placed on rigorous geometric maps [87,43]. More recently, researchers in computer vision are exploring models that loosen the metricity of maps in favor of end-to-end policy learning and learned spatial memories that can generalize to visual cues in novel environments [111,41,40,79,4,64,59].

*CC and UJ contributed equally; †work done as an intern at Facebook AI Research

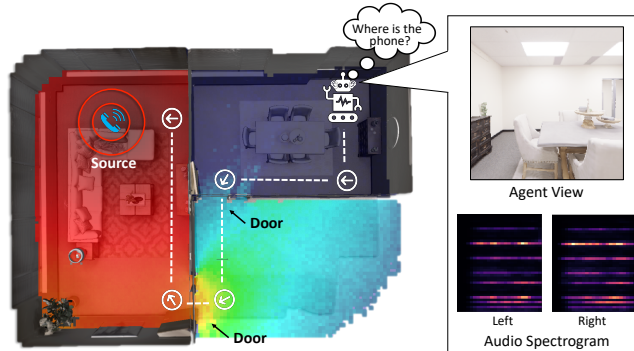


Fig. 1: **Audio source in an unmapped 3D environment**, where an autonomous agent must navigate to the goal. The top-down map is overlaid with the acoustic pressure field heatmap. Our audio-enabled agent gets rich directional information about the goal, since the audio intensity variation is correlated with the shortest path distance. The acoustics also reveal the room’s geometry, major structures, and materials. Notice the gradient of the field along the *geodesic* path an agent must use to reach the goal (different from the shortest Euclidean path, which would cut through the inner wall). As a result, the proposed agent enjoys the synergy of both modalities: audio reveals the door as a good intermediate goal, while vision reveals the physical obstacles along the path, such as the furniture in the lefthand room.

However, while current navigation models tightly integrate seeing and moving, they are deaf to the world around them. This poses a significant sensory hardship: sound is key to (1) understanding a physical space and (2) localizing sound-emitting targets. As leveraged by blind people and animals who perform sonic navigation, acoustic feedback partially reveals the geometry of a space, the presence of occluding objects, and the materials of major surfaces [73,27]—all of which can complement the visual stream. Meanwhile, targets currently outside the visual range may be detectable *only* by their sound (e.g., a person calling from upstairs, the ringing phone occluded by the sofa, footsteps approaching from behind). Finally, aural cues become critical when visual cues are unreliable (e.g., the lights flicker off) or orthogonal to the agent’s task (e.g., a rescue site with rubble that breaks prior visual context).

Motivated by these factors, we introduce *audio-visual navigation* for complex, visually realistic 3D environments. The autonomous agent can both see and hear while attempting to reach its target. We consider two variants of the navigation task: (1) *AudioGoal*, where the target is indicated by the sound it emits, and (2) *AudioPointGoal*, where the agent is additionally directed towards the goal location at the onset. The former captures scenarios where a target initially out of view makes itself known aurally (e.g., phone ringing). The latter augments the popular PointGoal navigation task [4] and captures scenarios where the agent has a GPS pointer towards the target, but should leverage audio-visual cues to navigate the unfamiliar environment and reach it faster.

We propose a multi-modal deep reinforcement learning (RL) approach to train navigation policies end-to-end from a stream of audio-visual observations. Importantly, audio observations must be generated with respect to both the agent’s current position and orientation as well as the physical properties of the 3D environment. To do so, we introduce pre-computed audio renderings SoundSpaces for Matterport3D [13] and Replica [83], two public datasets of scanned real-world 3D environments, and we integrate them with the open source Habitat platform [59] for fast 3D simulation (essential for scalable RL). The proposed embodied AI agent learns a policy to choose motions in a novel, unmapped environment that will bring it efficiently to the target while discovering relevant aspects of the latent environment map. See Figure 1.

Our results show the powerful synergy between audio and vision for navigation. The agent learns to blend both modalities to map novel environments, and doing so yields faster learning at training time and faster, more accurate navigation at inference time. Furthermore—in one of our most exciting results—we demonstrate that for an audio goal, the audio stream competes well with the goal displacement vectors upon which current navigation methods often depend [4,59,37,52,14], while having the advantage of not assuming perfect GPS odometry. Finally, we explore the agent’s ability to generalize to not only unseen environments, but also unheard sounds. Our main contributions are:

1. We introduce the task of audio-visual navigation by autonomous agents in complex, visually and acoustically realistic 3D environments.
2. We generalize a state-of-the-art deep RL visual navigation framework to accommodate audio observations and demonstrate its impact on navigation.
3. We introduce SoundSpaces, a first-of-its-kind audio-visual platform for embodied AI. We instrument the 103 environments from Matterport3D [13] and Replica [83] on the Habitat platform [59] with acoustically realistic sound renderings. This allows insertion of an arbitrary sound source and proper sensing of it from arbitrary agent receiver positions. By sharing this new resource publicly, our work can enable other new ideas in this area.
4. We create a benchmark suite of tasks for audio-visual navigation to facilitate future work in this direction.

2 Related Work

Audio-visual learning. The recent surge of research in audio-visual (AV) learning focuses on video rather than embodied perception. This includes interesting directions for synthesizing sounds for video [71,16,110], spatializing sound [65,32], sound source separation [109,31,70,26,33], cross-modal feature learning [106,107,72,30], AV tracking [34,8,9,2], and learning material properties [71]. Unlike prior work that localizes pixels in video frames associated with sounds [88,82,6,45], our goal is to learn navigation policies for agents to actively

locate an audio target in a 3D environment. Unlike any of the above, our work addresses embodied navigation, not learning from human-captured video.

Vision-based navigation. The role of vision for cognitive mapping in *human* navigation is well studied in neuroscience [25,89]. Recent AI agents also aggregate egocentric visual inputs [112,111,63,86,46], often with a spatio-temporal memory [40,79,44,101]. Visual navigation can be tied to other tasks to attain intelligent behavior, such as question answering [36,22,23], active visual recognition [48], and instruction following [5,15]. Our work goes beyond visual perception to incorporate hearing, offering a novel perspective on navigation.

Audio-based navigation. Cognitive science also confirms that audio is a strong navigational signal [85,62]. Blind and sighted people show comparable skill on spatial navigation [28] and sound localization [38,57,77,93] tasks. Consequently, audio-based AR/VR equipment has been devised for auditory sensory substitution for human users for obstacle avoidance and navigation [60,39]. Additionally, cartoon-like virtual 2D and 3D AV environments can help evaluate human learning of audio cues [19,97,61]. Unlike our proposed platform, these environments are non-photorealistic and they are for *human* navigators; they do not support AI agents or training. Prior studies with autonomous agents in simulated environments are restricted to human-constructed game boards, do not use acoustically correct sound models, and train and test on the same environment [94,99].

Sound localization in robotics. In robotics, microphone arrays are often used for sound source localization [68,76,67,69]. Past studies fuse AV cues for surveillance [100,74], speech recognition [105], human robot interaction [1,92], and robotic manipulation tasks [78]. None attempt audio-visual navigation in unmapped environments. Concurrent work explores AV-navigation in computer graphics environments [29]. In contrast to our end-to-end RL agent, their model decouples the task into predicting the goal location from audio and then planning a path to it. Our simulation platform is more realistic for both visuals (real world images in ours vs. computer graphics in [29]) and acoustics (ray tracing/sound penetration/full occlusion model in ours vs. low-cost game audio in [29]), and it offers $5,000\times$ more audio data and $15\times$ more environments. To our knowledge, ours is the first work to demonstrate improved navigation by an AV agent in a visually and acoustically realistic 3D environment, and the first to introduce an end-to-end approach for the problem.

3D environments. Recent research in embodied perception is greatly facilitated by new 3D environments and simulation platforms. Compared to artificial environments like video games [50,56,49,102,84], photorealistic environments portray 3D scenes in which real people and mobile robots would interact. Their realistic meshes can be rendered from agent-selected viewpoints to train and test RL policies for navigation in a reproducible manner [3,13,104,53,7,83,10,103,59]. Many are captured with 3D scanners and real 360 photos, meaning that the views are indeed the perceptual inputs a robot would receive in the real world [13,83,3]. None of the commonly used environments and simulators provide audio render-




Fig. 2: **Acoustic simulation.** We capture room impulse responses between each location pair within the illustrated grid (here for the ‘f1r1_apartment_0’ scene in Replica). In our platform, agents can experience binaural audio at densely sampled locations \mathcal{L} marked with black dots—hearing the sound’s intensity, direction, and frequency texture. Heatmaps display audio pressure fields, decreasing from red to blue. **Left:** When a sound source in \mathcal{S} is placed in the center. **Right:** When a source is placed on the stairs. Notice how the sound received by the agent at different positions changes when the sound source moves, and how 3D structures influence the sound propagation.

ing. We present the first audio-visual simulator for AI agent training and the first study of audio-visual embodied agents in realistic 3D environments.

3 SoundSpaces: Enabling Audio in Habitat

Our audio platform augments the Habitat simulator [59], particularly the Matterport3D [13] and Replica [83] datasets hosted within it. Habitat is an open-source 3D simulator with a user-friendly API that supports RGB, depth, and semantic rendering. The API offers fast (over 10K fps) rendering and support for multiple datasets [83,104,12,66,21]. This has incentivized many embodied AI works to embrace it as the 3D simulator for training navigation and question answering agents [59,14,52,37,95].

We use 85 Matterport3D [13] environments, which are real-world homes and other indoor environments with 3D meshes and image scans. The environments are large, with on average 517 m² of floor space. Replica [83] is a dataset of 18 apartment, hotel, office, and room scenes with 3D meshes. By extending these Habitat-compatible 3D assets with our audio simulator, we enable users to take advantage of the efficient Habitat API and easily adopt the audio modality for AI agent training. Our audio platform and data is shared publicly.

Our high-fidelity audio simulator SoundSpaces takes into account important factors for a realistic sound rendering in a 3D environment. We use a state-of-the-art algorithm for room acoustics modeling [11] and a bidirectional path tracing algorithm to model sound reflections in the room geometry [91]. Since materials also influence the sounds received in an environment (e.g., walking across marble floors versus a shaggy carpet), we set the acoustic material properties of major surfaces by mapping the meshes’ semantic labels to materials in an existing database [24]. Each material has different absorption, scattering, and transmission coefficients that affect our sound propagation (see Supp). This enables our simulator to model fine-grained acoustic properties like sound propagation through walls.

For each scene, we simulate the acoustics of the environment by pre-computing room impulse responses (RIR). The RIR is the transfer function between a sound source and microphone, which varies as a function of the room geometry, materials, and the sound source location [54].

Let $\mathcal{S} = \{(x_i^s, y_i^s, z_i^s)\}_{i=1}^N$ denote the set of N possible sound source positions, and let $\mathcal{L} = \{(x_i^r, y_i^r, z_i^r)\}_{i=1}^N$ denote the set of possible listener positions (i.e., agent microphones). We densely sample a grid of N locations with spatial resolution of 0.5m (Replica) or 1m (Matterport). The Replica scenes range in area from 9.5 to 141.5 m² and thus yield $N \in [38, 566]$; for Matterport the range is 53.1 to 2921.3 m², with $N \in [20, 2103]$. Points are placed at a vertical height of 1.5m, reflecting the fixed height of a robotic agent. Then we simulate the RIR for each possible source and listener placement at these locations, $\mathcal{S} \times \mathcal{L}$. Having done so, we can look up any source-listener pair on-the-fly and render the sound, by convolving the desired waveform with the selected RIR. See Figure 2.

Given our simulations, for any audio source placed in a location \mathcal{S}_i we can generate the ambisonic audio (roughly speaking, the audio equivalent of a 360° image) heard at a particular listener location \mathcal{L}_j . We convert the ambisonics to binaural audio [108] in order to represent an agent with two human-like ears, for whom perceived sound depends on the body’s relative orientation in the scene.* Our platform also permits rendering multiple simultaneous sounds.

Since an agent might not be able to stand at each location in \mathcal{L} due to embodiment constraints (e.g., no climbing on the sofa), we create a graph capturing the reachability and connectivity of these locations. First we remove nodes that are non-navigable, then for each node pair (i, j) , we consider the edge $e(i, j)$ as valid if and only if the Euclidean distance between i and j is 0.5m for Replica or 1m for Matterport (i.e., nodes i and j are immediate neighbors) and the geodesic and Euclidean distances between them are equal (i.e., no obstacle in between).

All details of our audio simulation are in the Supp. The fidelity of the sound renderings can be experienced in our project page videos.

4 Task Definitions: Audio-Visual Navigation

We propose two novel navigation tasks: AudioGoal Navigation and AudioPoint-Goal Navigation. In AudioGoal, the agent hears an audio source located at the goal—such as a phone ringing—but receives no direct position information about the goal. AudioPointGoal is an audio extension of the PointGoal task studied often in the literature [4,59,37,103,52,14] where the agent hears the source and is told its displacement from the starting position. In all three tasks, to navigate and avoid obstacles, the agent needs to reach the target using sensory inputs alone. That is, no map of the scene is provided to the agent.

Task definitions. For PointGoal [4,59,96], a randomly initialized agent is tasked with navigating to a point goal defined by a displacement vector (Δ_x^0, Δ_y^0) relative to the starting position of the agent. For AudioGoal, the agent instead

*While algorithms could also run with ambisonic inputs, using binaural sound has the advantage of allowing human listeners to interpret our video results (see Supp video).

receives audio from the sounding target; the AudioGoal agent does not receive a displacement vector pointing to the target. The observed audio is updated as a function of the location of the agent, the location of the goal, and the structure and materials of the room. In AudioPointGoal, the agent receives the union of information received in the PointGoal and AudioGoal tasks, *i.e.*, audio as well as a point vector. Note that physical obstacles (walls, furniture) typically exist along the displacement vector, which the agent must sense while navigating.

Agent and goal embodiment. We adopt the standard cylinder embodiment used in Habitat. A target has diameter 0.2m and height 1.5m, and, consistent with prior PointGoal work, has no visual presence. While the goal itself does not have a visible embodiment (currently unsupported in Habitat), vision—particularly in the abstraction of depth—is essential to detect and avoid obstacles to move towards the target. Hence, all the tasks have a crucial vision component.

Action space. The action space is: *MoveForward*, *TurnLeft*, *TurnRight*, and *Stop*. The last three actions are always valid. The *MoveForward* action is invalid when the agent attempts to traverse from one node to another without an edge connecting them (as per the graph defined in Sec. 2). If valid, *MoveForward* takes the agent forward by 0.5m (Replica) or 1m (Matterport). For all models, there is no actuation noise, *i.e.*, a step executes perfectly or does not execute at all.

Sensors. The sensory inputs are binaural sound (absent in PointGoal), GPS (absent in AudioGoal), RGB, and depth. To capture binaural spatial sound, the agent emulates two microphones placed at human height. We assume an idealized GPS sensor, following prior work [59,14,37,52]. However, as we will demonstrate in results, our audio-based learning provides a steady navigation signal that makes it feasible to disable the GPS sensor for the proposed AudioGoal task.

Episode specification. An episode of PointGoal is defined by an arbitrary 1) scene, 2) agent start location, 3) agent start rotation, and 4) goal location. In each episode the agent can reach the target if it navigates successfully. An episode for AudioGoal and AudioPointGoal additionally includes a source audio waveform. The waveform is convolved with the RIR corresponding to the specific scene, goal, agent location and orientation to generate dynamic audio for the agent. We consider a variety of audio sources, both familiar and unfamiliar to the agent (detailed below). An episode is successful if the agent executes the *Stop* action while being exactly at the location of the goal. Agents are allowed a time horizon of 500 actions for all tasks, similar to [59,47,14,37,52].

5 Navigation Network and Training

To navigate autonomously, the agent must be able to enter a new yet-unmapped space, accumulate partial observations of the environment over time, and efficiently transport itself to a goal location. Building on recent embodied visual navigation work [111,41,40,4,64,59], we take a deep reinforcement learning approach, and we introduce audio to the observation. During training, the agent

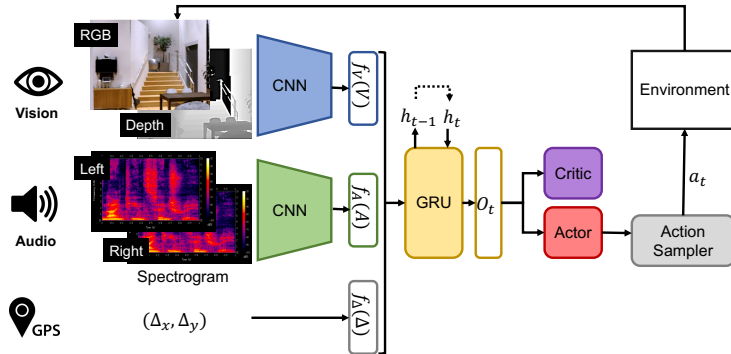


Fig. 3: **Audio-visual navigation network.** Our model uses both acoustic and visual cues from the 3D environment for effective navigation of complex scenes.

is rewarded for correctly and efficiently navigating to the target. This yields a policy that maps new multisensory egocentric observations to agent actions.

Sensory inputs. The audio inputs are spectrograms, following literature in audio learning [72,109,32]. Specifically, to represent the agent’s binaural audio input (corresponding to the left and right ear), we first compute the Short-Time Fourier Transform (STFT) with a hop length of 160 samples and a windowed signal length of 512 samples, which corresponds to a physical duration of 12 and 32 milliseconds at a sample rate of 44100Hz (Replica) and 16000Hz (Matterport). By using the first 1000 milliseconds of audio as input, STFT gives a 257×257 and a 257×101 complex-valued matrix, respectively; we take its magnitude and downsample both axes by a factor of 4. For better contrast we take its logarithm. Finally, we stack the left and right audio channel matrices to obtain a $65 \times 65 \times 2$ and a $65 \times 26 \times 2$ tensor, denoted A . The visual input V is the RGB and/or depth image, $128 \times 128 \times 3$ and $128 \times 128 \times 1$ tensors, respectively, where 128 is the image resolution for the agent’s 90° field of view. The relative displacement vector $\Delta = (\Delta_x, \Delta_y)$ points from the agent to the goal in the 2D ground plane of the scene.

Which specific subset of these three inputs (audio, visual, vector) the agent receives depends on the the agent’s sensors and the goal’s characterization (cf. Sec. 4). The sensory inputs are transformed to a probability distribution over the action space by the policy network, as we describe next.

Network architecture. Next we define the parameterization of the agent’s policy $\pi_\theta(a_t|o_t, h_{t-1})$, which selects action a_t given the current observation o_t and aggregated past states h_{t-1} , and the value function $V_\theta(o_t, h_{t-1})$, which scores how good the current state is. Here θ refers to all trainable weights of the network.

Our network architecture is inspired by current RL models in the visual navigation literature [59,98,21,47]. We expand the traditional vision-only navigation model to enable acoustic perception for audio-visual navigation. As highlighted in Fig. 3, we transform A and V by corresponding CNNs $f_A(\cdot)$ and $f_V(\cdot)$. The

CNNs have separate weights but the same architecture of conv 8×8 , conv 4×4 , conv 3×3 and a linear layer, with ReLU activations between each layer. The outputs of the CNNs are vectors $f_A(A)$ and $f_V(V)$ of length L_A and L_V , respectively. These are concatenated to the relative displacement vector Δ and transformed by a gated recurrent unit (GRU) [18]. The GRU operates on the current step’s input as well as the accumulated history of states h_{t-1} . The GRU updates the history to h_t and outputs the representation of the agent’s state o_t . Finally, the value of the state $V_\theta(o_t, h_{t-1})$ and the policy distribution $\pi_\theta(a_t|o_t, h_{t-1})$ are estimated using the critic and actor heads of the model. Both are linear layers.

Training. We train the network with Proximal Policy Optimization (PPO) [81]. The agent is rewarded for reaching the goal quickly. Specifically, it receives a reward of +10 for executing *Stop* at the goal location, a negative reward of -0.01 per time step, +1 for reducing the geodesic distance to the goal, and the equivalent penalty for increasing it. We add an entropy maximization term to the cumulative reward optimization, for better action space exploration [42,81].

Synergy of audio for navigation. Because our agent can both hear and see, it has the potential to not only better localize the target (which emits sound), but also better plan its movements in the environment (whose major structures, walls, furniture, etc. all affect how the sound is perceived). See Figure 1. The optimal policy would trace a path \mathcal{P}^* corresponding to monotonically decreasing geodesic distance to the goal. Notably, the displacement Δ does not specify the optimal policy: moving along \mathcal{P}^* decreases the geodesic distance but may decrease or increase the Euclidean distance to the goal at each time step. For example, if the goal is behind the sofa, the agent must move around the sofa to reach it. Importantly, the audio stream A has complementary and potentially stronger information than Δ in this regard. Not only does the intensity of the audio source reflect the Euclidean distance to the target, but also the geometry of the room captured in the acoustics reveals geodesic distances. As we show in results, the visual and aural inputs are synergistic; neither fares as well on its own.

Implementation details. The lengths of audio, visual, point vector, and final state, *i.e.*, L_A , L_V , L_Δ , and L_S are 512, 512, 2, and 1026, respectively. We use a single bidirectional GRU with input size 512, hidden size 512, and we use one recurrent layer. We optimize the model using Adam [51] with PyTorch defaults for coefficients for momentum and a learning rate of $2.5e-4$. We discount rewards with a decay of 0.99. We train the network for 30M agent steps on Replica and 60M on Matterport3D, which amounts to 105 and 210 GPU hours respectively.

6 Experiments

Our main objectives are to show:

- O.1** Tackling navigation with both sight and sound (*i.e.*, the proposed Audio-PointGoal) leads to better navigation and faster learning. This demonstrates that audio has complementary information beyond merely goal coordinates that facilitates navigation.

- O.2** Listening for an audio target in a 3D environment serves as a viable alternative to GPS-based cues. Not only does the proposed AudioGoal agent navigate better than the PointGoal agent, it does so without PointGoal’s assumption of perfect odometry and even with noisy audio sensors. The AudioGoal task has the important advantage of realism: the agent autonomously senses the target in AudioGoal, whereas the target is directly given to the agent via Δ in PointGoal—a rare scenario in real applications.
- O.3** Audio-visual navigation can generalize to both new environments and new sound sources. In particular, audio-visual agents can navigate better with audio even when the sound sources are unfamiliar.

Datasets. Table 1 summarizes SoundSpaces, which includes audio renderings for the Replica and Matterport3D datasets. Each episode consists of a tuple: $\langle \text{scene, agent start location, agent start rotation, goal location, audio waveform} \rangle$. We generate episodes by choosing a scene and a random start and goal location. To eliminate easier episodes, we prune those that are either too short (geodesic distance less than 4) or can be completed by moving mostly in a straight line (ratio of geodesic to Euclidean distance less than 1.1). We ensure that at the onset of each episode the agent can hear the sound, since in some large environments the audio might be inaudible when the agent is very far from the sound source.

Sound sources. Recall that the RIRs can be convolved with an arbitrary input waveform, which allows us to vary the sounds across episodes. We use 102 copyright-free natural sounds of telephones, music, fans, and others (<http://www.freesound.org>). See Supp video for examples. Unless otherwise specified, the sound source is the telephone ringing. We stress that in all experiments, the environment (scene) at test time is unmapped and has never been seen previously in training. It is valid for sounds heard in training to also be heard at test time, e.g., a phone ringing in multiple environments will sound different depending on both the 3D space and the goal and agent positions. Experiments for O.3 examine the impact of varied train/test sounds.

Metrics. We use the success rate normalized by inverse path length (SPL), the standard metric for navigation [4]. We consider an episode successful only if the agent reaches the goal *and* executes the *Stop* action.

Baselines. We consider three non-learning baselines adapted from previous work [59,17]: RANDOM chooses an action randomly among $\{MoveForward, TurnLeft, TurnRight\}$. FORWARD always calls *MoveForward* and if it hits an obstacle, it calls *TurnRight* then resumes going forward and repeats. GOAL FOLLOWER always first orients itself towards the goal and then calls *MoveForward*. All three issue the *Stop* action upon reaching the goal.

Table 1: Summary of SoundSpaces dataset properties

Dataset	# Scenes	Resolution	Sampling Rate	Avg. # Node	Avg. Area	# Training Episodes	# Test Episodes
Replica	18	0.5m	44100Hz	97	47.24 m^2	0.1M	1000
Matterport3D	85	1m	16000Hz	243	517.34 m^2	2M	1000

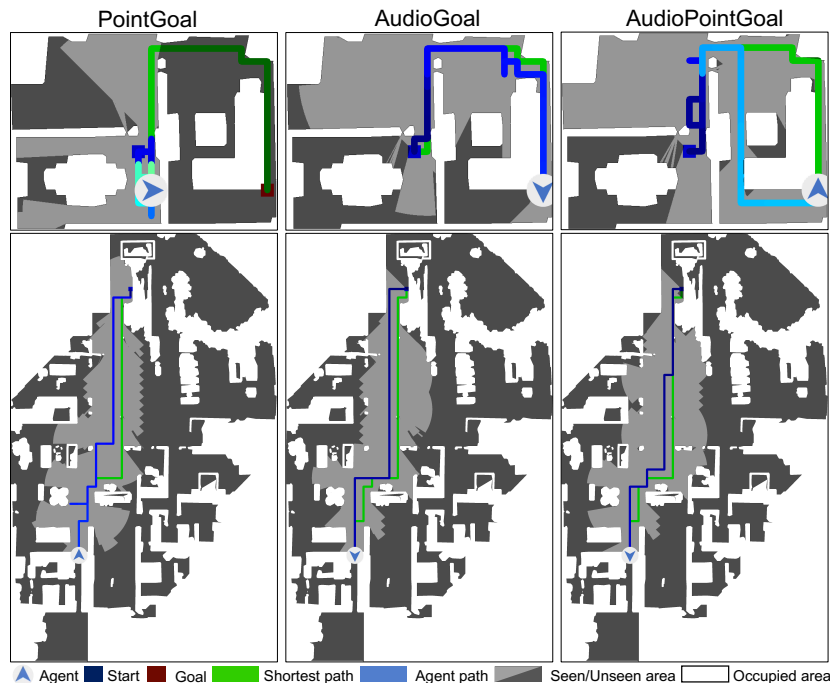


Fig. 4: **Navigation trajectories on top-down maps.** Agent path color fades from dark blue to light blue as time goes by. Green path indicates the shortest geodesic path. **Top:** Replica - The PointGoal agent bumps into the wall several times trying to move towards the target, unable to figure out the target is actually located in another room. In contrast, the AudioGoal and AudioPointGoal agents better sense the target: the sound travels through the door and the agent leaves the starting room immediately. **Bottom:** Matterport - the AudioGoal agent best avoids backtracking to efficiently reach the target in a large multi-room home.

O.1: Does audio help navigation? First we evaluate the impact of adding audio sensing to visual navigation by comparing PointGoal and AudioPointGoal agents. Table 2 compares the navigation performance (in SPL) for both agents and the baselines on the test environments. We consider three visual sensing capabilities: no visual input (Blind), raw RGB images, or depth images. (We found RGB+D was no better than depth alone.)

Audio improves accuracy significantly, showing the clear value in multi-modal perception for navigation. Both learned agents do better with stronger visual inputs (depth being the strongest), though the margin between RGB and depth is a bit smaller for AudioPointGoal. This is interesting because it suggests that audio-visual learning captures geometric structure (like depth) from the raw RGB images more easily than a model equipped with vision alone. As expected, the simple baselines perform poorly because they do not utilize any sensory inputs (and hence perform the same on both tasks).

To see how audio influences navigation behavior, Fig. 4 shows example trajectories. See the Supp video for more.

Table 2: Adding sound to sight and GPS sensing improves navigation performance significantly. Values are success rate normalized by path length (SPL); higher is better.

		Replica		Matterport3D	
		PointGoal	AudioPointGoal	PointGoal	AudioPointGoal
Baselines	RANDOM	0.044	0.044	0.021	0.021
	FORWARD	0.063	0.063	0.025	0.025
	GOAL FOLLOWER	0.124	0.124	0.197	0.197
Varying visual sensor	Blind	0.480	0.681	0.426	0.473
	RGB	0.521	0.632	0.466	0.521
	Depth	0.601	0.709	0.541	0.581

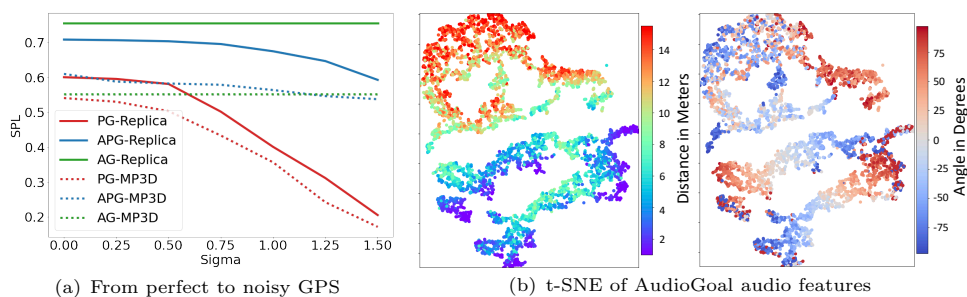


Fig. 5: **Audio as a learned spatial sensor.** (a) Navigation accuracy with increasing GPS noise. Unlike existing PointGoal agents, our AudioGoal agent does not rely on GPS, and hence is immune to GPS noise. (b) t-SNE projection of audio features, color coded to reveal their correlation with the goal location (left) and direction (right), *i.e.*, source is far (red) or near (violet), and to the left (blue) or right (red) of the agent.

O.2: Can audio supplant GPS for an audio target? Next we explore the extent to which audio supplies the spatial cues available from GPS sensing during (audio-)visual navigation. This test requires comparing PointGoal to AudioGoal. Recall that unlike (Audio)PointGoal, AudioGoal receives *no* displacement vector pointing to the goal; it can only hear and see.

Fig. 5(a) reports the navigation accuracy as a function of GPS quality. The leftmost point uses perfect GPS that tells the PointGoal agents (but not the AudioGoal agent) the exact direction of the goal; for subsequent points, Gaussian noise of increasing variance is added, up to $\sigma = 1.5\text{m}$. All agents use depth. While AudioGoal’s accuracy is by definition independent of GPS failures, the others suffer noticeably.[†] Furthermore, AudioPointGoal (APG) degrades much more gracefully than PointGoal (PG) in the face of GPS noise. This is evidence that *the audio signal gives similar or even better spatial cues than the PointGoal displacements*—which are likely overly optimistic given the unreliability of GPS in practice and especially indoors. T-SNE [90] visualizations (Fig. 5(b)) reinforce this finding: our learned audio features for AudioGoal naturally encode the distance and angle to the goal. Note that these findings stand even with microphone

[†]Replica has more multi-room trajectories, where audio gives clear cues of room entrances/exits (vs. open floor plans in Matterport). This may be why AG is better than PG and APG on Replica.

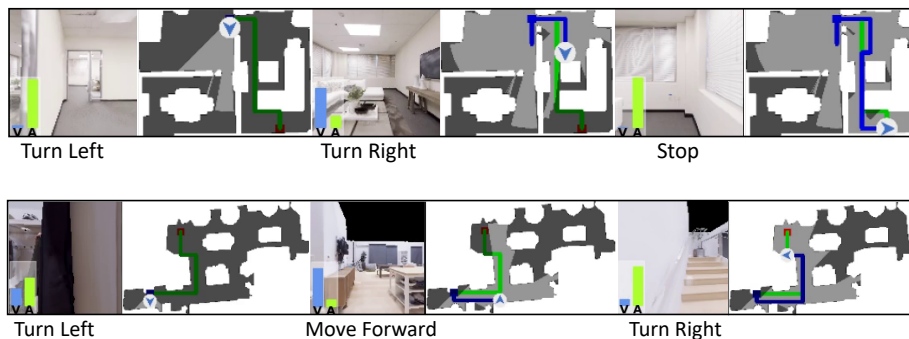


Fig. 6: **Impact of each modality on action selection** for two AudioGoal episodes. We show one episode per row, and three sampled timesteps each. See Fig. 4 for legend. Blue and green bars display the importance of vision and audio, respectively. **Top:** Initially, the agent relies on audio to tell that the goal is on its left and decides to turn left. Later, it uses vision to recognize obstacles in front of it and decides to turn right. Finally, the agent decides to stop because the sound intensity has peaked. **Bottom:** Initially, the agent decides to turn left, following the audio source. Then the agent uses vision to identify the free space and decides to move forward. Later, the agent relies more on audio to decide to turn right as it hears the target from the right.

noise: with 40dB SNR (bad microphone), SPL only drops marginally from 0.756 to 0.753 and from 0.552 to 0.550 on Replica and Matterport, respectively.

Next we explore whether our AudioGoal agent learned *more* than a pointer to the goal based on the sound intensity. We run a variant of our model in which the audio input consists of only the intensity of the left and right waveforms; the audio CNN is removed, and the rest of the network in Fig 3 remains the same. This simplified audio input allows the agent to readily learn to follow the intensity gradient. The performance of the AudioGoal-Depth agent drops to an SPL of 0.291 and 0.014 showing that our model (SPL of 0.756 and 0.552 in Fig 5(a)) does indeed learn additional environment information from the full spectrograms to navigate more accurately. See Supp.

We expect that the audio and visual input vary in their relative impact on the agent’s decision making at any given time point, based on the environment context and goal placement. To compute their impact, we ablate each modality in turn by replacing it with its average training sample value, and compare the resulting action probability under our model to that of the action chosen with both modalities. We calculate the importance of each input modality using the absolute difference of logarithmic action probability, normalized by the sum of the two ablations. The greater the change in the selected action, the more impact that modality had on the learned agent’s actual choice. Fig. 6 and the Supp video show examples of the AV impact scores alongside the egocentric view of the agent at different stages in the trajectory. We see the agent draws dynamically on either or both modalities to inform its motions in the environment.

O.3: What is the effect of different sound sources? Next, we analyze the impact of the sound source. First, we explore generalization to novel sounds. We

Table 3: Navigation performance (SPL) when generalizing to unheard sounds. Higher is better. Results are averaged over 7 test runs; all standard deviations are ≤ 0.01 .

Dataset		<i>PG</i>	<i>Same sound</i>		<i>Varied heard sounds</i>		<i>Varied unheard sounds</i>	
			<i>AG</i>	<i>APG</i>	<i>AG</i>	<i>APG</i>	<i>AG</i>	<i>APG</i>
Replica	Blind	0.480	0.673	0.681	0.449	0.633	0.277	0.649
	RGB	0.521	0.626	0.632	0.624	0.606	0.339	0.562
	Depth	0.601	0.756	0.709	0.645	0.724	0.454	0.707
Matterport3D	Blind	0.426	0.438	0.473	0.352	0.500	0.278	0.497
	RGB	0.466	0.479	0.521	0.422	0.480	0.314	0.448
	Depth	0.541	0.552	0.581	0.448	0.570	0.338	0.538

divide the 102 sound clips into 73/11/18 splits for train/val/test, respectively. We train for AudioGoal (AG) and AudioPointGoal (APG), then validate and test on disjoint val and test sounds. In all cases, the test environments are unseen.

Table 3 shows the results. As we move left to right in the table, the sound generalization task gets harder: from a single heard sound, to variable heard sounds, to variable unheard sounds (see Supp for details on these three test settings). Note, the non-learning baselines are unaffected by changes to the audio and hence are omitted here. Our APG agents almost always outperform the PointGoal agent, even for unheard test sounds, strengthening the conclusions from Table 2. APG performs fairly similarly on heard and unheard sounds, showing it has learned to balance all three modalities. On the other hand, AG’s accuracy declines with varied heard sounds and unheard sounds. While it makes sense that the task of following an unfamiliar sound is harder, we also expect that larger training repositories of more sounds will resolve much of this decline.

7 Conclusion

We introduced the task of audio-visual navigation in complex 3D environments. Generalizing a state-of-the-art deep RL navigation engine for this task, we presented encouraging results for audio’s role in the visual navigation task. The results show that when linked tightly to the egocentric visual observations, audio enriches not only the directional cues for a sound source, but also the spatial information about the environment—both of which our model successfully leverages for better navigation. Another important contribution of our work is to enable audio rendering for Habitat with the publicly available Replica and Matterport3D environments, which can facilitate future work in the field. Next we are interested in considering multi-agent scenarios, sim2real transfer, moving sound-emitting targets, and navigating in the context of dynamic audio events.

Acknowledgements

UT Austin is supported in part by DARPA Lifelong Learning Machines. We thank Alexander Schwing, Dhruv Batra, Erik Wijmans, Oleksandr Maksymets, Ruohan Gao, and Svetlana Lazebnik for valuable discussions and support with the AI-Habitat platform.

References

1. Alameda-Pineda, X., Horaud, R.: Vision-guided robot hearing. *The International Journal of Robotics Research* (2015)
2. Alameda-Pineda, X., Staiano, J., Subramanian, R., Batrinca, L., Ricci, E., Lepri, B., Lanz, O., Sebe, N.: Salsa: A novel dataset for multimodal group behavior analysis. *IEEE transactions on pattern analysis and machine intelligence* (2015)
3. Ammirato, P., Poirson, P., Park, E., Kosecka, J., Berg, A.: A dataset for developing and benchmarking active vision. In: *ICRA* (2016)
4. Anderson, P., Chang, A., Chaplot, D.S., Dosovitskiy, A., Gupta, S., Koltun, V., Kosecka, J., Malik, J., Mottaghi, R., Savva, M., Zamir, A.R.: On evaluation of embodied navigation agents. *arXiv preprint arXiv:1807.06757* (2018)
5. Anderson, P., Wu, Q., Teney, D., Bruce, J., Johnson, M., Sünderhauf, N., Reid, I., Gould, S., van den Hengel, A.: Vision-and-language navigation: Interpreting visually-grounded navigation instructions in real environments. In: *CVPR* (2018)
6. Arandjelovic, R., Zisserman, A.: Objects that sound. In: *ECCV* (2018)
7. Armeni, I., Sax, A., Zamir, A.R., Savarese, S.: Joint 2D-3D-Semantic Data for Indoor Scene Understanding. *ArXiv e-prints* (Feb 2017)
8. Ban, Y., Girin, L., Alameda-Pineda, X., Horaud, R.: Exploiting the Complementarity of Audio and Visual Data in Multi-Speaker Tracking. In: *ICCV Workshop on Computer Vision for Audio-Visual Media. 2017 IEEE International Conference on Computer Vision Workshops (ICCVW)* (2017), <https://hal.inria.fr/hal-01577965>
9. Ban, Y., Li, X., Alameda-Pineda, X., Girin, L., Horaud, R.: Accounting for room acoustics in audio-visual multi-speaker tracking. In: *IEEE International Conference on Acoustics, Speech and Signal Processing (ICASSP)* (2018)
10. Brodeur, S., Perez, E., Anand, A., Golemo, F., Celotti, L., Strub, F., Rouat, J., Larochelle, H., Courville, A.: HoME: a Household Multimodal Environment. In: <https://arxiv.org/abs/1711.11017> (2017)
11. Cao, C., Ren, Z., Schissler, C., Manocha, D., Zhou, K.: Interactive sound propagation with bidirectional path tracing. *ACM Transactions on Graphics (TOG)* (2016)
12. Chang, A., Dai, A., Funkhouser, T., Halber, M., Niessner, M., Savva, M., Song, S., Zeng, A., Zhang, Y.: Matterport3D: Learning from RGB-D data in indoor environments. In: *3DV* (2017)
13. Chang, A., Dai, A., Funkhouser, T., Nießner, M., Savva, M., Song, S., Zeng, A., Zhang, Y.: Matterport3d: Learning from rgb-d data in indoor environments. In: *Proceedings of the International Conference on 3D Vision (3DV)* (2017)
14. Chaplot, D.S., Gupta, S., Gupta, A., Salakhutdinov, R.: Learning to explore using active neural mapping. In: *ICLR* (2020)
15. Chen, H., Suhr, A., Misra, D., Snavely, N., Artzi, Y.: Touchdown: Natural language navigation and spatial reasoning in visual street environments. In: *CVPR* (2019)
16. Chen, L., Srivastava, S., Duan, Z., Xu, C.: Deep cross-modal audio-visual generation. In: *Proceedings of the on Thematic Workshops of ACM Multimedia 2017. ACM* (2017)
17. Chen, T., Gupta, S., Gupta, A.: Learning exploration policies for navigation <http://arxiv.org/abs/1903.01959>
18. Chung, J., Kastner, K., Dinh, L., Goel, K., Courville, A.C., Bengio, Y.: A recurrent latent variable model for sequential data. In: *NeurIPS* (2015)

19. Connors, E.C., Yazzolino, L.A., Sánchez, J., Merabet, L.B.: Development of an audio-based virtual gaming environment to assist with navigation skills in the blind. *JoVE (Journal of Visualized Experiments)* (2013)
20. Daniel, J.: Spatial sound encoding including near field effect: Introducing distance coding filters and a viable, new ambisonic format. In: *Audio Engineering Society Conference: 23rd International Conference: Signal Processing in Audio Recording and Reproduction*. Audio Engineering Society (2003)
21. Das, A., Datta, S., Gkioxari, G., Lee, S., Parikh, D., Batra, D.: Embodied Question Answering. In: *CVPR* (2018)
22. Das, A., Gkioxari, G., Lee, S., Parikh, D., Batra, D.: Neural Modular Control for Embodied Question Answering. In: *ECCV* (2018)
23. Das, A., Carnevale, F., Merzic, H., Rimell, L., Schneider, R., Abramson, J., Hung, A., Ahuja, A., Clark, S., Wayne, G., et al.: Probing emergent semantics in predictive agents via question answering. In: *ICML* (2020)
24. Egan, M.D., Quirt, J., Rousseau, M.: *Architectural acoustics* (1989)
25. Ekstrom, A.D.: Why vision is important to how we navigate. *Hippocampus* (2015)
26. Ephrat, A., Mosseri, I., Lang, O., Dekel, T., Wilson, K., Hassidim, A., Freeman, W.T., Rubinstein, M.: Looking to listen at the cocktail party: A speaker-independent audio-visual model for speech separation. In: *SIGGRAPH* (2018)
27. Evers, C., Naylor, P.: Acoustic slam. *IEEE/ACM Transactions on Audio, Speech, and Language Processing* (2018)
28. Fortin, M., Voss, P., Lord, C., Lassonde, M., Pruessner, J., Saint-Amour, D., Rainville, C., Lepore, F.: Wayfinding in the blind: larger hippocampal volume and supranormal spatial navigation. *Brain* (2008)
29. Gan, C., Zhang, Y., Wu, J., Gong, B., Tenenbaum, J.: Look, listen, and act: Towards audio-visual embodied navigation. In: *ICRA* (2020)
30. Gao, R., Chen, C., Al-Halah, Z., Schissler, C., Grauman, K.: VisualEchoes: Spatial image representation learning through echolocation. In: *ECCV* (2020)
31. Gao, R., Feris, R., Grauman, K.: Learning to separate object sounds by watching unlabeled video. In: *ECCV* (2018)
32. Gao, R., Grauman, K.: 2.5 d visual sound. In: *CVPR* (2019)
33. Gao, R., Grauman, K.: Co-separating sounds of visual objects. In: *ICCV* (2019)
34. Gebru, I.D., Ba, S., Evangelidis, G., Horaud, R.: Tracking the active speaker based on a joint audio-visual observation model. In: *Proceedings of the IEEE International Conference on Computer Vision Workshops*. pp. 15–21 (2015)
35. Georgiev, I.: Implementing vertex connection and merging. Technical Report. Saarland University. (2012)
36. Gordon, D., Kembhavi, A., Rastegari, M., Redmon, J., Fox, D., Farhadi, A.: IQA: Visual Question Answering in Interactive Environments. In: *CVPR* (2018)
37. Gordon, D., Kadian, A., Parikh, D., Hoffman, J., Batra, D.: Splitnet: Sim2sim and task2task transfer for embodied visual navigation. *ICCV* (2019)
38. Gougoux, F., Zatorre, R.J., Lassonde, M., Voss, P., Lepore, F.: A functional neuroimaging study of sound localization: visual cortex activity predicts performance in early-blind individuals. *PLoS biology* (2005)
39. Gunther, R., Kazman, R., MacGregor, C.: Using 3d sound as a navigational aid in virtual environments **23**(6), 435–446. <https://doi.org/10.1080/01449290410001723364>, <https://doi.org/10.1080/01449290410001723364>, publisher: Taylor & Francis eprint: <https://doi.org/10.1080/01449290410001723364>

40. Gupta, S., Davidson, J., Levine, S., Sukthankar, R., Malik, J.: Cognitive mapping and planning for visual navigation. In: *Proceedings of the IEEE Conference on Computer Vision and Pattern Recognition*. pp. 2616–2625 (2017)
41. Gupta, S., Fouhey, D., Levine, S., Malik, J.: Unifying map and landmark based representations for visual navigation. *arXiv preprint arXiv:1712.08125* (2017)
42. Haarnoja, T., Zhou, A., Abbeel, P., Levine, S.: Soft actor-critic: Off-policy maximum entropy deep reinforcement learning with a stochastic actor. In: *ICML* (2018)
43. Hartley, R., Zisserman, A.: *Multiple view geometry in computer vision*. Cambridge University Press (2004)
44. Henriques, J.F., Vedaldi, A.: Mapnet: An allocentric spatial memory for mapping environments. In: *CVPR* (2018)
45. Hershey, J.R., Movellan, J.R.: Audio vision: Using audio-visual synchrony to locate sounds. In: *NeurIPS* (2000)
46. Jain, U., Weihs, L., Kolve, E., Farhadi, A., Lazebnik, S., Kembhavi, A., Schwing, A.G.: A cordial sync: Going beyond marginal policies for multi-agent embodied tasks. In: *ECCV* (2020), first two authors contributed equally
47. Jain, U., Weihs, L., Kolve, E., Rastegari, M., Lazebnik, S., Farhadi, A., Schwing, A.G., Kembhavi, A.: Two body problem: Collaborative visual task completion. In: *CVPR* (2019), first two authors contributed equally
48. Jayaraman, D., Grauman, K.: End-to-end policy learning for active visual categorization. *TPAMI* (2018)
49. Johnson, M., Hofmann, K., Hutton, T., Bignell, D.: The malmo platform for artificial intelligence experimentation. In: *Intl. Joint Conference on AI* (2016)
50. Kempka, M., Wydmuch, M., Runc, G., Toczek, J., Jakowski, W.: Vizdoom: A doom-based ai research platform for visual reinforcement learning. In: *Proc. IEEE Conf. on Computational Intelligence and Games* (2016)
51. Kingma, D., Ba, J.: A method for stochastic optimization. In: *CVPR* (2017)
52. Kojima, N., Deng, J.: To learn or not to learn: Analyzing the role of learning for navigation in virtual environments. *arXiv preprint arXiv:1907.11770* (2019)
53. Kolve, E., Mottaghi, R., Han, W., VanderBilt, E., Weihs, L., Herrasti, A., Gordon, D., Zhu, Y., Gupta, A., Farhadi, A.: AI2-THOR: An Interactive 3D Environment for Visual AI. *arXiv* (2017)
54. Kuttruff, H.: *Room acoustics*. CRC Press (2016)
55. Kuttruff, K.H.: Auralization of impulse responses modeled on the basis of ray-tracing results. *Journal of the Audio Engineering Society* (1993)
56. Lerer, A., Gross, S., Fergus, R.: Learning physical intuition of block towers by example. In: *ICML* (2016)
57. Lessard, N., Paré, M., Lepore, F., Lassonde, M.: Early-blind human subjects localize sound sources better than sighted subjects. *Nature* (1998)
58. Locher, B., Piquerez, A., Habermacher, M., Ragettli, M., Rösli, M., Brink, M., Cajochen, C., Vienneau, D., Foraster, M., Müller, U., et al.: Differences between outdoor and indoor sound levels for open, tilted, and closed windows. *International journal of environmental research and public health* (2018)
59. Manolis Savva*, Abhishek Kadian*, Oleksandr Maksymets*, Zhao, Y., Wijmans, E., Jain, B., Straub, J., Liu, J., Koltun, V., Malik, J., Parikh, D., Batra, D.: Habitat: A Platform for Embodied AI Research. In: *ICCV* (2019)
60. Massiceti, D., Hicks, S.L., van Rheede, J.J.: Stereosonic vision: Exploring visual-to-auditory sensory substitution mappings in an immersive virtual reality navigation paradigm. *PloS one* (2018)

61. Merabet, L., Sanchez, J.: Audio-based navigation using virtual environments: combining technology and neuroscience. *AER Journal: Research and Practice in Visual Impairment and Blindness* (2009)
62. Merabet, L.B., Pascual-Leone, A.: Neural reorganization following sensory loss: the opportunity of change. *Nature Reviews Neuroscience* (2010)
63. Mirowski, P., Pascanu, R., Viola, F., Soyer, H., Ballard, A., Banino, A., Denil, M., Goroshin, R., Sifre, L., Kavukcuoglu, K., et al.: Learning to navigate in complex environments. In: *ICLR* (2017)
64. Mishkin, D., Dosovitskiy, A., Koltun, V.: Benchmarking classic and learned navigation in complex 3d environments. *arXiv preprint arXiv:1901.10915* (2019)
65. Morgado, P., Nvasconcelos, N., Langlois, T., Wang, O.: Self-supervised generation of spatial audio for 360 video. In: *NeurIPS* (2018)
66. Murali, A., Chen, T., Alwala, K.V., Gandhi, D., Pinto, L., Gupta, S., Gupta, A.: Pyrobot: An open-source robotics framework for research and benchmarking. *arXiv preprint arXiv:1906.08236* (2019)
67. Nakadai, K., Lourens, T., Okuno, H.G., Kitano, H.: Active audition for humanoid. In: *AAAI* (2000)
68. Nakadai, K., Nakamura, K.: Sound source localization and separation. *Wiley Encyclopedia of Electrical and Electronics Engineering* (1999)
69. Nakadai, K., Okuno, H.G., Kitano, H.: Epipolar geometry based sound localization and extraction for humanoid audition. In: *IROS Workshops. IEEE* (2001)
70. Owens, A., Efros, A.A.: Audio-visual scene analysis with self-supervised multi-sensory features. In: *ECCV* (2018)
71. Owens, A., Isola, P., McDermott, J., Torralba, A., Adelson, E.H., Freeman, W.T.: Visually indicated sounds. In: *CVPR* (2016)
72. Owens, A., Wu, J., McDermott, J.H., Freeman, W.T., Torralba, A.: Ambient sound provides supervision for visual learning. In: *ECCV* (2016)
73. Picinali, L., Afonso, A., Denis, M., Katz, B.: Exploration of architectural spaces by blind people using auditory virtual reality for the construction of spatial knowledge. *International Journal of Human-Computer Studies* **72**(4), 393–407 (2014)
74. Qin, J., Cheng, J., Wu, X., Xu, Y.: A learning based approach to audio surveillance in household environment. *International Journal of Information Acquisition* (2006)
75. Rafaely, B.: *Fundamentals of Spherical Array Processing*. Springer (2015)
76. Rascon, C., Meza, I.: Localization of sound sources in robotics: A review. *Robotics and Autonomous Systems* (2017)
77. RoÈder, B., Teder-SaÈlejaÈrvi, W., Sterr, A., RoÈsler, F., Hillyard, S.A., Neville, H.J.: Improved auditory spatial tuning in blind humans. *Nature* (1999)
78. Romano, J.M., Brindza, J.P., Kuchenbecker, K.J.: Ros open-source audio recognizer: Roar environmental sound detection tools for robot programming. *Autonomous robots* (2013)
79. Savinov, N., Dosovitskiy, A., Koltun, V.: Semi-parametric topological memory for navigation. In: *ICLR* (2018)
80. Savioja, L., Svensson, U.P.: Overview of geometrical room acoustic modeling techniques. *The Journal of the Acoustical Society of America* (2015)
81. Schulman, J., Wolski, F., Dhariwal, P., Radford, A., Klimov, O.: Proximal policy optimization algorithms. *arXiv preprint arXiv:1707.06347* (2017)
82. Senocak, A., Oh, T.H., Kim, J., Yang, M.H., So Kweon, I.: Learning to localize sound source in visual scenes. In: *CVPR* (2018)

83. Straub, J., Whelan, T., Ma, L., Chen, Y., Wijmans, E., Green, S., Engel, J.J., Mur-Artal, R., Ren, C., Verma, S., et al.: The replica dataset: A digital replica of indoor spaces. arXiv preprint arXiv:1906.05797 (2019)
84. Sukhbaatar, S., Szlam, A., Synnaeve, G., Chintala, S., Fergus, R.: Mazebase: A sandbox for learning from games. arXiv preprint arXiv:1511.07401 (2015)
85. Thinus-Blanc, C., Gaunet, F.: Representation of space in blind persons: vision as a spatial sense? *Psychological bulletin* (1997)
86. Thomason, J., Gordon, D., Bisk, Y.: Shifting the baseline: Single modality performance on visual navigation & qa. In: NAACL-HLT (2019)
87. Thrun, S., Burgard, W., Fox, D.: Probabilistic robotics. MIT Press (2005)
88. Tian, Y., Shi, J., Li, B., Duan, Z., Xu, C.: Audio-visual event localization in unconstrained videos. In: ECCV (2018)
89. Tolman, E.C.: Cognitive maps in rats and men. *Psychological review* (1948)
90. van der Maaten, L., Hinton, G.: Visualizing high-dimensional data using t-sne. *Journal of Machine Learning Research* **9**, 2579–2605 (2008)
91. Veach, E., Guibas, L.: Bidirectional estimators for light transport. In: *Photorealistic Rendering Techniques* (1995)
92. Viciano-Abad, R., Marfil, R., Perez-Lorenzo, J., Bandera, J., Romero-Garces, A., Reche-Lopez, P.: Audio-visual perception system for a humanoid robotic head. *Sensors* (2014)
93. Voss, P., Lassonde, M., Gougoux, F., Fortin, M., Guillemot, J.P., Lepore, F.: Early-and late-onset blind individuals show supra-normal auditory abilities in far-space. *Current Biology* (2004)
94. Wang, Y., Kapadia, M., Huang, P., Kavan, L., Badler, N.: Sound localization and multi-modal steering for autonomous virtual agents. In: *Symposium on Interactive 3D Graphics and Games* (2014)
95. Wijmans, E., Datta, S., Maksymets, O., Das, A., Gkioxari, G., Lee, S., Essa, I., Parikh, D., Batra, D.: Embodied Question Answering in Photorealistic Environments with Point Cloud Perception. In: CVPR (2019)
96. Wijmans, E., Kadian, A., Morcos, A., Lee, S., Essa, I., Parikh, D., Savva, M., Batra, D.: Decentralized distributed ppo: Solving pointgoal navigation. In: ICLR (2020)
97. Wood, J., Magennis, M., Arias, E.F.C., Gutierrez, T., Graupp, H., Bergamasco, M.: The design and evaluation of a computer game for the blind in the grab haptic audio virtual environment. *Proceedings of Eurohaptics* (2003)
98. Wortsman, M., Ehsani, K., Rastegari, M., Farhadi, A., Mottaghi, R.: Learning to learn how to learn: Self-adaptive visual navigation using meta-learning. In: CVPR (2019)
99. Woubie, A., Kanervisto, A., Karttunen, J., Hautamaki, V.: Do autonomous agents benefit from hearing? arXiv preprint arXiv:1905.04192 (2019)
100. Wu, X., Gong, H., Chen, P., Zhong, Z., Xu, Y.: Surveillance robot utilizing video and audio information. *Journal of Intelligent and Robotic Systems* (2009)
101. Wu, Y., Wu, Y., Tamar, A., Russell, S., Gkioxari, G., Tian, Y.: Bayesian relational memory for semantic visual navigation. ICCV (2019)
102. Wymann, B., Espié, E., Guionneau, C., Dimitrakakis, C., Coulom, R., Sumner, A.: Torcs, the open racing car simulator (2013), <http://www.torcs.org>
103. Xia, F., Shen, W.B., Li, C., Kasimbeg, P., Tchapmi, M., Toshev, A., Martín-Martín, R., Savarese, S.: Interactive gibson: A benchmark for interactive navigation in cluttered environments. arXiv preprint arXiv:1910.14442 (2019)
104. Xia, F., Zamir, A.R., He, Z., Sax, A., Malik, J., Savarese, S.: Gibson env: Real-world perception for embodied agents. In: CVPR (2018)

105. Yoshida, T., Nakadai, K., Okuno, H.G.: Automatic speech recognition improved by two-layered audio-visual integration for robot audition. In: 2009 9th IEEE-RAS International Conference on Humanoid Robots. pp. 604–609. IEEE (2009)
106. Yusuf Aytar, Carl Vondrick, A.T.: Learning sound representations from unlabeled video. In: NeurIPS (2016)
107. Yusuf Aytar, Carl Vondrick, A.T.: See, hear, and read: Deep aligned representations. In: arXiv:1706.00932 (2017)
108. Zaunschirm, M., Schörkhuber, C., Höldrich, R.: Binaural rendering of ambisonic signals by head-related impulse response time alignment and a diffuseness constraint. *The Journal of the Acoustical Society of America* (2018)
109. Zhao, H., Gan, C., Rouditchenko, A., Vondrick, C., McDermott, J., Torralba, A.: The sound of pixels. In: ECCV (2018)
110. Zhou, Y., Wang, Z., Fang, C., Bui, T., Berg, T.L.: Visual to sound: Generating natural sound for videos in the wild. In: CVPR (2018)
111. Zhu, Y., Gordon, D., Kolve, E., Fox, D., Fei-Fei, L., Gupta, A., Mottaghi, R., Farhadi, A.: Visual Semantic Planning using Deep Successor Representations. In: ICCV (2017)
112. Zhu, Y., Mottaghi, R., Kolve, E., Lim, J.J., Gupta, A., Fei-Fei, L., Farhadi, A.: Target-driven Visual Navigation in Indoor Scenes using Deep Reinforcement Learning. In: ICRA (2017)
113. Zotter, F., Frank, M.: *Ambisonics: A Practical 3D Audio Theory for Recording, Studio Production, Sound Reinforcement and Virtual Reality*. Springer (2019)

8 Supplementary Material

In this section we provide additional details about:

1. Details of the audio simulation—including grid construction, mesh upgrades, acoustic simulation technique, and connectivity graph (as referenced in Sec. 3 of the main paper).
2. Additional illustrations of pressure fields from the audio simulation and the sampled grid.
3. Reinforcement learning training utilized in the network description (as referenced in Sec. 5 of the main paper.)
4. Audio intensity baselines, as referenced in Sec. 6 of the main paper.
5. Heard/unheard sounds, as referenced in Sec. 6, Tab. 2, and Tab. 3.
6. Additional navigation trajectory examples, similar to Fig. 4 in the main paper.

8.1 Audio Simulation Details

Grid construction. We use an automatic point placement algorithm to determine the locations where the simulated sound sources and listeners are placed in a two-step procedure: adding points on a regular grid and then pruning. For adding points on a regular grid, first, we compute an axis-aligned 3D bounding box of a scene. Within this box we sample points from a regular 2D square grid with resolution 0.5m (Replica) or 1m (Matterport) that slices the bounding box in the horizontal plane at a distance of 1.5m from the floor (representing the height of a humanoid robot).

The second step prunes grid points in inaccessible locations. To prune, we compute how *closed* the region surrounding a particular point is. This entails tracing R uniformly-distributed random rays in all directions from the point, then letting them diffusely reflect through the scene up to B bounces using a path tracing algorithm. Simultaneously, we compute the total number of “hits” H : the number of rays that intersect the scene. After all rays are traced, the *closed-ness* $C \in [0, 1]$ of a point is given by $C = \frac{H}{R \cdot B}$. A point is declared outside the scene if $C < C_{min}$. the value of C for a particular point is below a threshold C_{min} . Finally, we remove points that are within a certain distance d_{min} from the nearest geometry, as identified using the shortest length of the initial rays traced from the point in the previous pruning step.

For all scenes we use $R = 1000$, $B = 10$ and $d_{min} = 5\text{cm}$. This value of d_{min} was chosen to avoid placement of points inside walls or in small inaccessible areas. We find $C_{min} = 0.5$ works for most scenes. The exceptions are scenes with open patio areas, where we found $C_{min} = 0.1$ works best to provide a sufficient number of points on the patio.

Materials and transmission model. In addition to its geometry, a room’s *materials* affect the RIR, as discussed in the main paper. To capture this aspect, we use the semantic labels provided in Replica to determine the acoustic material properties of the geometry. For each semantic class that was deemed to be

acoustically relevant, we provide a mapping to an equivalent acoustic material from an existing material database [24]. For the *floor*, *wall*, and *ceiling* classes, we assume acoustic materials of carpet, gypsum board, and acoustic tile, respectively. This helps simulate more realistic sounds than if a single material were assumed for all surfaces. In addition, we add a ceiling to those Replica scenes that lack one, which is necessary to simulate the acoustics accurately.

The simulation also includes a path-tracing simulation through walls according to their material properties. Each material has absorption, scattering, and transmission coefficients. We use a transmission model similar to that used in graphics rendering. While this is modeled to ensure precision of the simulation, the impact of transmission is generally small compared to the propagation of sound through open doors [58].

Acoustic simulation technique. During the simulations, we compute the room impulse responses between all pairs of points, producing N^2 RIRs. The simulation technique stems from the theory of geometric acoustics (GA), which supposes sound can be treated as a particle or ray rather than a wave [80]. This class of simulation methods is capable of accurately predicting the behavior of sound at high frequencies, but requires special modeling of wave phenomena (e.g., diffraction) that occur at lower frequencies. Specifically, our acoustic simulation is based on a bidirectional path tracing algorithm [91] modified for room acoustics applications [11]. Additionally, it uses a recursive formulation of multiple importance sampling (MIS) to improve the convergence of the simulation [35].

The simulation begins by tracing rays from each source location in \mathcal{S} . These source rays are propagated through the scene up to a maximum number of bounces (200). At each ray-scene intersection of a source path, information about the intersected geometry, incoming and outgoing ray directions, and probabilities are cached. After all source rays are traced, the simulation traces rays from a listener location in \mathcal{L} . These rays are again propagated through the scene up to a maximum number of bounces. At each ray-scene intersection of a listener path, rays are traced to connect the current path vertex to the path vertices previously generated from all sources. If a connection ray is not blocked by scene geometry, a path from the source to listener has been found. The energy throughput along that path is multiplied by a MIS weight and is accumulated to the impulse response for that source-listener pair. After all rays have been traced, the simulation is finished.

We perform the simulation in parallel for four logarithmically-distributed frequency bands.[‡] These bands cover the human hearing range and are uniform in their distribution from a perceptual standpoint. For each band, the simulation output is a histogram of sound energy with respect to propagation delay time at audio sample rate (44.1kHz for Replica and 16kHz for Matterport). Spatial information is also accumulated in the form of low-order spherical harmonics for each histogram bin. After ray tracing, these energy histograms are converted to pressure IR envelopes by applying the square root, and the envelopes are mul-

[‡][0Hz,176Hz], [176Hz,775Hz], [775Hz,3409Hz], [3409Hz,20kHz]

tiplied by bandpass-filtered white noise and summed to generate the frequency-dependent reverberant part of the monaural room impulse response [55].

Ambisonic signals (roughly speaking, the audio equivalent of a 360° image) are generated by decomposing a sound field into a set of spherical harmonic basis. We generate ambisonics by multiplying the monaural RIR by the spherical harmonic coefficients for each time sample. Early reflections (ER, paths of order ≤ 2) are handled specially to ensure they are properly reproduced. ER are not accumulated to the main energy histogram, but are instead clustered together based on the plane equation of the geometry involved in the reflection(s). Then, each ER cluster is added to the final pressure IR with frequency-dependent filtering corresponding to the ER energy and its spherical harmonic coefficients.

The result of this process is 2nd-order ambisonic pressure impulse responses that can be convolved with arbitrary new monaural source audios to generate the ambisonic audio heard at a particular listener location. We convert the ambisonics to binaural audio [108] in order to represent an agent with two human-like ears, for whom perceived sound depends on the body’s relative orientation in the scene.

8.2 Visualizing Audio Simulations

Next we illustrate the pressure field visualization of two other scenes in the Replica dataset. In Fig. 7, we display another big scene (apartment_2) with four rooms, with the audio source inside one of the rooms. Notice how the pressure decreases from the source along geodesic paths, which leads to doors serving as secondary sources or intermediate goals that lead the agent in the right direction.

Fig. 8 displays a second-order ambisonics representation showing the direction and intensity of the incoming direct sound. Particularly, it demonstrates the spatial properties of the audio simulation at two receiver locations. Recall that we render impulse responses for source and receiver positions sampled from a grid in each scene. These impulse responses are stored in ambisonics and converted to binaural to mimic the signals received by a human at the entrance of the ear canal. We create Fig. 8 by evaluating the incoming energy of the direct sound (excluding reflections and reverberation) at the horizontal plane.[§] The greater the energy the bigger the size, and the orientation depicts the angular distribution of energy. In Location 1 energy comes predominantly from its right. Since it is closer to the audio source, the directional sound field has more energy than Location 2.

8.3 Reinforcement Learning Training Details

In the following, we provide details of our reinforcement learning (RL) formulation for navigation tasks. This notation links to Sec. 4 and Fig. 3 in the main paper.

[§]The minor side lobes pointing in directions other than the source are a result of representing the sound field as a 2^{nd} order ambisonics signal, thus using only 9 spherical harmonics. We refer the reader to [20,75,113] for more details on ambisonics sound field representation.

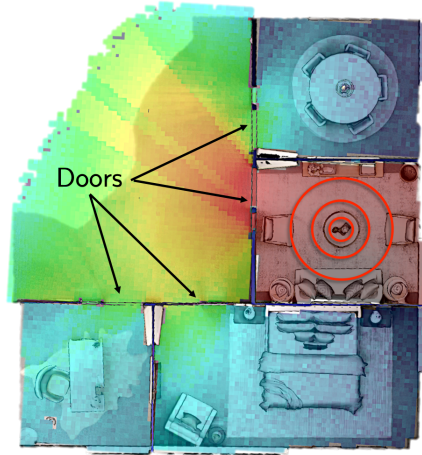


Fig. 7: **Pressure field of audio simulation** overlaid on the top-down map of apartment_2 from Replica [83]. Our audio-enabled agent gets rich directional information about the goal, since the pressure field variation is correlated with the shortest distance. Notice the discontinuities across walls and the gradient of the field along the *geodesic* path an agent must use to reach the goal (different from shortest Euclidean path). As a result, to an agent standing in the top right or bottom rooms, the audio reveals the door as a good intermediate goal. In other words, the audio stream signals to the agent that it must leave the current room to get to the target. In contrast, the GPS displacement vector would point through the wall and to the goal, which is a path the agent would discover it cannot traverse. Note that the visual stream is essential to couple with the audio stream in order to navigate around obstacles.

An agent embedded in an environment must take actions from an action space \mathcal{A} to accomplish an end goal. For our tasks, the actions are navigation motions: $\mathcal{A} = \{MoveForward, TurnLeft, TurnRight, Stop\}$. At every time step $t = \{0, 1, 2, \dots, T - 1\}$ the environment is in some state $s_t \in \mathcal{S}$, but the agent obtains only a partial observation of it in the form of o_t . Here T is a maximal time horizon, which corresponds to 500 actions for our task. The observation o_t is a combination of the audio, visual, and displacement vector inputs.

Using information about the previous time steps h_{t-1} and current observation o_t , the agent develops a policy $\pi_{t,\theta} : \mathcal{A} \rightarrow [0, 1]$, where $\pi_{t,\theta}(a|o_t, h_{t-1})$ is the probability that the agent chooses to take action $a \in \mathcal{A}$ at time t . We use the shorthand of $\pi_{t,\theta}(o_t, h_{t-1})$ to show the feed-forward nature of the actor head. After the agent acts, the environment goes into a new state s_{t+1} and the agent receives individual rewards $r_t \in \mathbb{R}$.

The agent optimizes its *return*, *i.e.* the expected discounted, cumulative rewards

$$G_{\gamma,t} = \sum_{t=0}^{T-1} \gamma^t r_t, \quad (1)$$

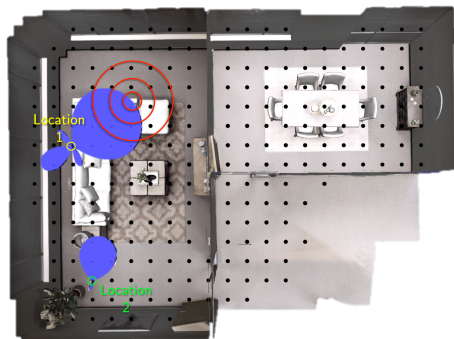


Fig. 8: **Visualizing ambisonics.** We visualize the ambisonics components (blue lobes) of the impulse response. Notice that the ambisonics sound fields characterize direction and intensity of the incoming energy.

Table 4: Intensity only versus spectrograms as audio input for our model and with different visual inputs for AudioGoal agents (blind / RGB / depth).

Audio Features	Replica	MP3D
Intensity only	0.276 / 0.177 / 0.291	0.173 / 0.003 / 0.014
Spectrograms	0.673 / 0.626 / 0.756	0.438 / 0.479 / 0.552

where $\gamma \in [0, 1]$ is the discount factor to modulate the emphasis on recent or long term rewards. The value function $V_{t,\theta}(o_t, h_{t-1})$ is the expected return. The particular reinforcement learning objective we optimize directly follows from Proximal Policy Optimization. We refer the readers to [81] for additional details on optimization.

8.4 Audio Intensity Baseline

In the main paper, we presented an audio intensity baseline in Sec 6. It is an ablation of our model where the policy is learned directly from the intensity of the left and right waveforms together with the depth-based visual stream. We compute the intensity of audio using the Root-Mean-Square (RMS) of channel’s waveform, which produces two real numbers as the audio feature. We showed that it is inferior to our approach, meaning that our model is able to learn additional environment information from the full spectrograms. Here we provide the parallel results for the blind and RGB visual streams (Tab. 4).

We see a significant drop in performance when using audio intensity only compared to spectrograms. This demonstrates that our model extracts useful acoustic features for navigation (*e.g.* relative angle to goal, major obstacles) that go beyond just intensity.

8.5 Heard/Unheard Dataset Splits

In the following we provide details about the sounds used in Sec. 6. We utilize 102 copy-free natural sounds across a wide variety of categories: air conditioner, bell, door opening, music, computer beeps, fan, people speaking, telephone, and etc. We divide these 102 sounds in to non-overlapping 73/11/18 splits for train, validation and test.

For Tab. 2 and the *same sound* experiment in Tab. 3 of the main paper, we use the sound source of 'telephone'. In Tab. 3, for the *varied heard sounds* experiment we train using the 78 sounds and test on unseen scenes with the same sounds. Recall that the audio observations vary not only according to the audio file but also the 3D environment. For the *varied unheard sounds* experiment, we use the 78 sounds for training scenes, and generalize to unseen scenes as well as unheard sounds. Particularly, we utilize the 11 sounds for validation scenes, and the remaining 18 sounds for test scenes.

8.6 Additional Navigation Trajectory Examples

Fig. 9 shows four additional trajectory examples of three agents in different test environments of Replica and Matterport3D. These trajectories show the AudioGoal agent and AudioPointGoal agent navigate to goals more efficiently compared to PointGoal.

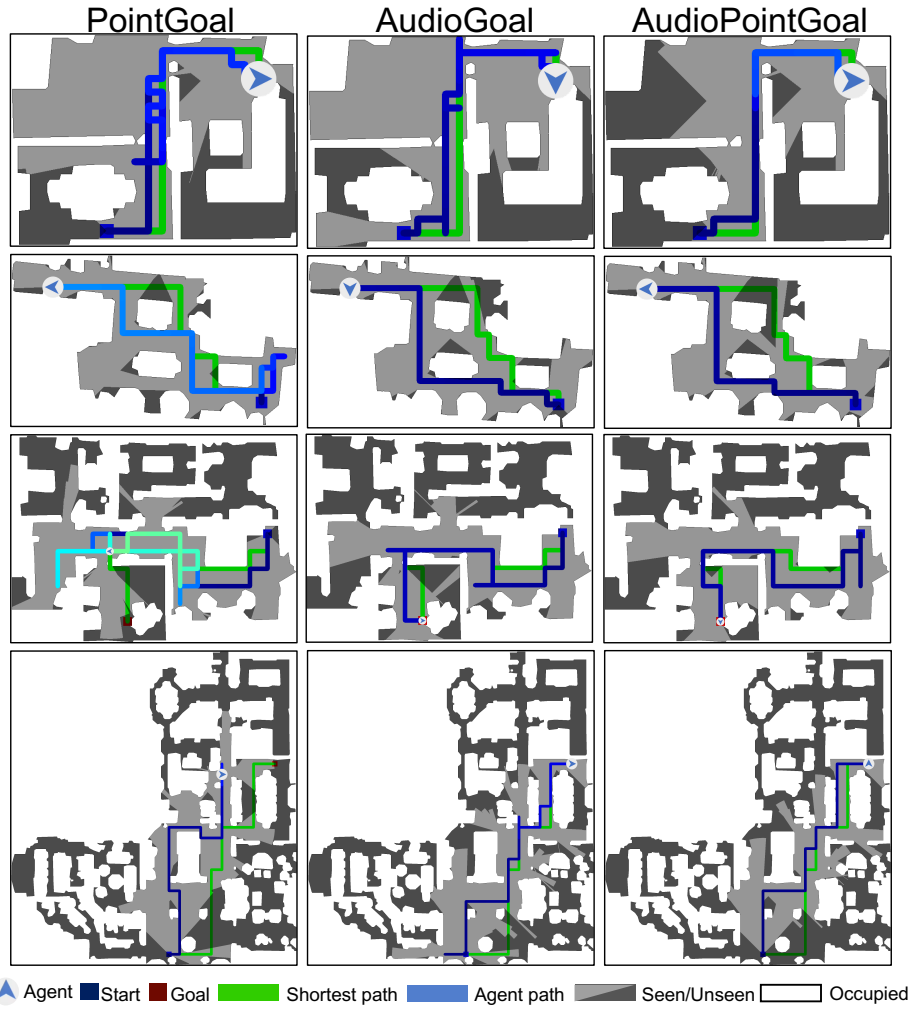


Fig. 9: **Navigation trajectories on top-down maps.** The top two and bottom two rows are environments in Replica and Matterport3D, respectively. Agent path color fades from dark blue to light blue as time goes by. Green path indicates the shortest geodesic path. In this figure, we show navigation trajectories of three agents in varied test environments. The AudioGoal agent and AudioPointGoal agent navigate more efficiently compared to PointGoal agent. Best viewed in color.