

Discovering Protagonist of Sentiment with Aspect Reconstructed Capsule Network

Chi Xu^{1,6}, Hao Feng^{2,6}, Guoxin Yu³, Min Yang⁴, Xiting Wang⁵, Xiang Ao^{1,7}

¹Institute of Computing Technology, Chinese Academy of Sciences

²University of Electronic Science and Technology of China

³Shandong Normal University

⁴SIAT, Chinese Academy of Sciences

⁵Microsoft Research Asia

{visca.panda.xu, is.fenghao, yuguoxin98}@gmail.com, min.yang@siat.ac.com, xitwan@microsoft.com, aoxiang@ict.ac.cn

Abstract

Most recent existing aspect-term level sentiment analysis (ATSA) approaches combined various neural network models with delicately carved attention mechanisms built upon given aspect and context to generate refined sentence representations for better predictions. In these methods, aspect terms are always provided in both training and testing process which may degrade aspect-level analysis into sentence-level prediction. However, the annotated aspect term might be unavailable in real-world scenarios which may challenge applicability of the existing methods. In this paper, we aim to improve ATSA by discovering the potential aspect terms of the predicted sentiment polarity when the aspect terms of a test sentence are unknown. We access this goal by proposing a capsule network based model named CAPSAR. In CAPSAR, sentiment categories are denoted by capsules and aspect term information is injected into sentiment capsules through a sentiment-aspect reconstruction procedure during the training. As a result, coherent patterns between aspects and sentimental expressions are encapsulated by these sentiment capsules. Experiments on three widely used benchmarks demonstrate these patterns have potential in exploring aspect terms from test sentence when only feeding the sentence to the model. Meanwhile, the proposed CAPSAR can clearly outperform SOTA methods in standard ATSA tasks.

1 Introduction

Aspect-level sentiment analysis is an essential building blocks of sentiment analysis [Liu, 2012]. It aims at extracting and summarizing the sentiment polarities of given aspects of entities, i.e. *targets*, from customers' comments. Two sub-tasks are explored in this field, namely Aspect-Term level Sentiment Analysis (ATSA) and Aspect-Category level Sentiment Analysis (ACSA). The purpose of ATSA is to predict

the sentiment polarity with respect to given targets appearing in the text. For example, consider the sentence “*The camera of iPhone XI is delicate, but it is extremely expensive.*”, ATSA may ask the sentiment polarity towards the given target “*camera*”. Meanwhile, ACSA attempts to predict the sentiment tendency regarding a given target chosen from predefined categories, which may not explicitly appear in the comments. Take the same sentence as an example, ACSA asks the sentiment towards the aspect “*Price*” and derives a negative answer. In this paper, we aim at addressing the ATSA task.

Conventional approaches [Hu and Liu, 2004; Ding *et al.*, 2008; Kiritchenko *et al.*, 2014] incorporated linguistic knowledge, such as sentiment-lexicon, syntactic parser, and negation words, etc., and tedious feature engineering into the models to facilitate the prediction accuracy. Recently, supervised deep neural networks, e.g. Recurrent Neural Network (RNN) [Tang *et al.*, 2016a; Zhang *et al.*, 2016], Convolution Neural Network (CNN) [Xue and Li, 2018; Li *et al.*, 2018] and attention mechanism [Tang *et al.*, 2016b; Wang *et al.*, 2016; Ma *et al.*, 2017; Chen *et al.*, 2017; Huang *et al.*, 2018; Fan *et al.*, 2018; Wang and Lu, 2018; Luo *et al.*, 2019; Mao *et al.*, 2019] have shown remarkable successes without cumbersome feature designing. These models are able to effectively screen unrelated text spans and detect the sentiment context about the given target.

Despite these efforts, there is still a major deficiency in previous deep neural network based studies. Specifically, fully labeled aspect terms and their locations in sentence are explicitly required in both training and test process for recent methods, which may derive them degrade to sentence-level prediction and would fail for the test data without such annotations. To acquire aspect terms on predicted sentences, automatic aspect term detection may lead to error accumulation [Wang *et al.*, 2019], and manually identifying is inefficient even infeasible. To support more authentic applications, it calls for an approach that is able to predict potential aspect-related sentiments based on the sentence and what it has learned from the training set.

To this end, we propose a capsule network-based approach to remedy the above problem. Compared with previous studies, our method is able to explore featured sentiments so as to answer the question: “*What are the protagonists of the predicted sentiment polarity?*” We access this goal by

⁶Xu and Feng make equal contributions to this work.

⁷Xiang is the corresponding author.

leveraging the capsule network¹ [Sabour *et al.*, 2017], which has achieved promising results in computer vision [Sabour *et al.*, 2017; Hinton *et al.*, 2018], natural language processing [Zhao *et al.*, 2018; Zhang *et al.*, 2019; Zhang *et al.*, 2018; Jiang *et al.*, 2019; Du *et al.*, 2019] and recommendation tasks [Li *et al.*, 2019], etc.

The core idea of capsule network is the unit named *capsule*, which consists of a group of neurons in which its activity vector can represent the instantiation parameters of a specific type of entity. The length of activity vector denotes the probability that the entity exists and its orientation can encode the properties of the entity. Inspired by that, we propose CAPSAR (CAPsule network with Sentiment-Aspect Reconstruction) framework by leveraging capsules to denote sentiment categories and enforce the potential aspect information as the corresponding properties.

Specifically, during the training process, the sentence is first encoded with given aspects through a location proximity distillation. Then the encoded sentence representations are fed to hierarchical capsule layers and the final capsule layer represents all the concerned sentiment categories. To capture coherent patterns among aspects and sentimental expressions, the sentiment capsules are encouraged to encode the information about the aspect terms. We implement such procedure by reconstructing the aspect with the sentiment capsules. The reconstruction loss is taken as an additional regularization during the training. During the test phase, if the annotated aspect term is unseen by the model, CAPSAR can also make prediction and the potential aspect terms in the sentence could be detected by de-capsulizing the sentiment capsules. We evaluate the proposed methods on three widely used benchmarks. The results show the model has potential in unearthing aspect terms for new sentences, and it can also surpass SOTA baselines in standard aspect-term level sentiment analysis tasks.

2 Related Work

Sentiment analysis based on neural network. Neural network approaches have achieved promising results on both document level [Luo *et al.*, 2018; Yang *et al.*, 2016; Wang *et al.*, 2017] and sentence level [Socher *et al.*, 2011] sentiment classification tasks without expensive feature engineering. [Wang *et al.*, 2018b] firstly adopted capsules into document-level sentiment analysis, but their capsule is still based on RNN and attentions, which is different with the capsule designs in [Sabour *et al.*, 2017].

Aspect level sentiment classification. Aspect level sentiment classification is an emerging essential research topic in the field of sentiment analysis. The purpose is to infer the polarity with respect to aspect phrase or predefined aspect categories within the text. [Tang *et al.*, 2016a; Zhang *et al.*, 2016] used multiple RNN layers to jointly model the relations between target terms and their left and right context. Attention-based methods was brought to this field

¹Here we refer to the capsule network proposed by [Sabour *et al.*, 2017]. Though the models in [Wang *et al.*, 2018b] and [Wang *et al.*, 2019] also called capsule network in their papers, they are basically built upon RNN and attention mechanisms with distinct concepts and implementations.

by many researches [Tang *et al.*, 2016b; Wang *et al.*, 2016; Ma *et al.*, 2017; Chen *et al.*, 2017; Huang *et al.*, 2018; Fan *et al.*, 2018] and have achieved promising results. However, the final representation may still fail to capture the accurate sentiment due to target-sensitive problem [Wang *et al.*, 2018a] or because of the noise in data. Recently, [Wang *et al.*, 2019] proposed to use capsules to perform aspect-category level sentiment analysis. However as their previous work [Wang *et al.*, 2018b], the basic capsule module is based on attention mechanisms, which is entirely different with ours.

3 The CAPSAR Model

3.1 Model Overview

The overall architecture of CAPSAR is shown in Figure 1. It starts from an embedding representation of words. In particular, we represent the i -th sentence in a dataset \mathbb{D} with m sentences as $\{w_1^{(i)}, w_2^{(i)}, \dots, w_{n_i}^{(i)}\}$, where $i \in [1, \dots, m]$, n_i is the sentence length, and $w^{(i)} \in W$ denotes a word where W is the set of vocabulary. The embedding layer encodes each word $w_t^{(i)}$ into a real-value word vector $x_t^{(i)} \in \mathbb{R}^{D_x}$ from a matrix $M \in \mathbb{R}^{|W| \times D_x}$, where $|W|$ is the vocabulary size and D_x is the dimension of word vectors. The sentence is encoded by a sequence encoder to construct a sentence representation. Next, the output of the sequence encoder is fed to 3-layer capsules. The up-most capsule layer contains C sentiment capsules, where C is the number of sentiment categories. The capsules layers are communicated with a simple yet effective *sharing-weight routing* algorithm.

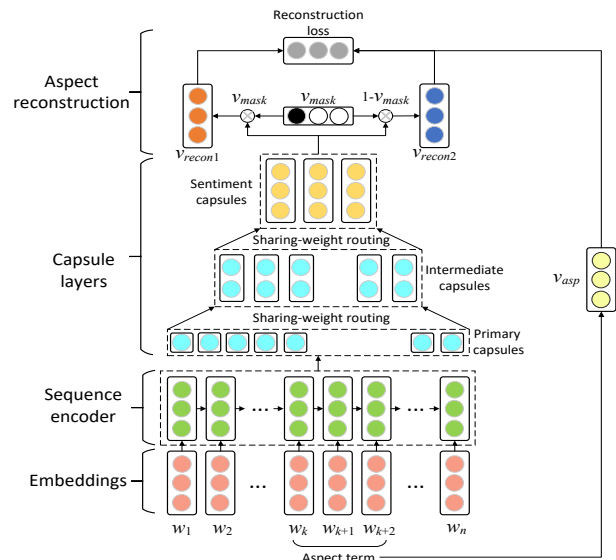


Figure 1: The network architecture of CAPSAR.

During training, one objective of our model is to maximize the length of sentiment capsules corresponding to the ground truth since it indicates the likelihood of potential sentiments. Meanwhile, these active vectors of the sentiment capsules are used to model the connections between the considered aspect

terms and its corresponding sentiment via an aspect reconstruction. The distance between the reconstructed aspect representation produced by sentiment capsules and the given aspect embedding² is regarded as an additional regularization. In this manner, we encourage the sentiment capsules to learn the aspect information as their active vectors’ orientations. In the test process, a sentiment capsule will be “active” if its length is above a user-specific threshold, e.g. 0.5. All others will then be “inactive”. The sentiment prediction of a test sentence will be determined by the sentiment category associated with the active sentiment capsules.

3.2 Sequence Encoder

In our model, we adopt Bi-GRU as the sequence encoder for simplicity. For i -th sentence at step t , the corresponding hidden state $h_t^{(i)}$ are updated as follows.

$$h_t^{(i)} = \begin{bmatrix} \overrightarrow{h}_t^{(i)} \\ \overleftarrow{h}_t^{(i)} \end{bmatrix} = \begin{bmatrix} \overrightarrow{\text{GRU}}(x_t^{(i)}) \\ \overleftarrow{\text{GRU}}(x_t^{(i)}) \end{bmatrix}, \quad t = 1, \dots, n_i, \quad (1)$$

where $h_t^{(i)}$ concatenates hidden states of the t -th word in the i -th sentence from both directions. Note that more advanced encoders such as LSTM [Hochreiter and Schmidhuber, 1997] or BERT [Devlin *et al.*, 2019], can also be utilized as the sequence encoder. We will introduce how to combine CAPSAR with BERT in the following part.

3.3 Location Proximity with Given Aspect

In order to highlight potential opinion words that are closer to given aspect terms, we adopt a location proximity strategy, which is observed effective in [Chen *et al.*, 2017; Li *et al.*, 2018]. Specifically, we calculate relevance $l_t^{(i)}$ between the t -word and the aspect³.

$$l_t^{(i)} = \begin{cases} 1 + \max(0, \alpha + n_i/\beta - |\gamma * (k - t)|) & t \leq n_i \\ 0 & t > n_i \end{cases} \quad (2)$$

where k is the index of the first aspect word, n_i is the sentence length, α , β and γ are pre-specified constants.

We use l to help the sequence encoder locate possible key words w.r.t the given aspect.

$$\hat{h}_t^{(i)} = h_t^{(i)} * l_t^{(i)}, t \in [1, n_i], i \in [1, m] \quad (3)$$

Based on Eq. 2 and 3, the salience of words that are distant to the aspect terms will be declined. Note that such location proximity could be optional in the test process when the annotated aspect terms are unavailable.

3.4 Capsule Layers with Sharing-weight Routing

The capsule layers of CAPSAR consist of a primary capsule layer, an intermediate capsule layer and a sentiment capsule layer. The primary capsule layer contains a group of neurons which are constructed by the hidden vectors of the sequence

²The aspect embedding is calculated by the average of the word embeddings that form the aspect term.

³ t is possibly larger than n_i because of sentence padding.

encoder. Specifically, we simply perform convolutional operation over $h_{n_i}^{(i)}$ for i -th sentence and take its output to formulate the primary capsules. As a result, the primary capsules may contain the sentence coupled with aspect representations.

Next, the primary capsules are transformed into the intermediate layer and the subsequent sentiment capsule layer via a *sharing-weight* routing mechanisms. Unlike the conventional dynamic routing algorithm in [Sabour *et al.*, 2017], our routing algorithm simultaneously keeps local-proximity information and significantly reduces training parameters.

The sharing-weight routing algorithm shares the weights between different children and the same parent. Specifically, we denote the output vector of a capsule i at level L and the total input vector of a capsule j at level $L+1$ as $p_i \in \mathbb{R}^{D_L}$ and $\tilde{q}_j \in \mathbb{R}^{D_{L+1}}$, respectively. We use a unified transformation weight matrix $W_j \in \mathbb{R}^{D_{L+1} \times D_L}$ for the capsule j at level $L+1$ to compute the prediction vectors, i.e. $\hat{p}_{j|i} \in \mathbb{R}^{D_{L+1}}$, for every possible child capsule i at level L . As a result, the total input \tilde{q}_j of capsule j is updated as

$$\tilde{q}_j = \sum_i c_{ij} \hat{p}_{j|i}, \quad \hat{p}_{j|i} = W_j p_i \quad (4)$$

where c_{ij} denotes coupling coefficients between capsule i and j and is initialized with equal probability. During the iterative dynamic routing process, c_{ij} is updated to $q_j \cdot \hat{p}_{j|i}$, where q_j is the output vector of capsule j computed by the squash function.

$$q_j = \frac{\|\tilde{q}_j\|^2}{1 + \|\tilde{q}_j\|^2} \frac{\tilde{q}_j}{\|\tilde{q}_j\|} \quad (5)$$

Compared with the conventional dynamic routing algorithm, the sharing-weight routing algorithm clearly reduces the number of parameters and saves computational cost. For example, if two consecutive capsule layers have M and N capsules and the dimensions are D_L and D_{L+1} respectively, then the number of parameters to be learned in this layer will be reduced by $(M-1) \times N \times D_L \times D_{L+1}$ compared with the original routing algorithm in [Sabour *et al.*, 2017].

3.5 Model Training with Aspect Reconstruction

The training objective of this model is two-fold. On one hand, we aim to maximize the length of the correct sentiment capsules since it indicates the probability that the corresponding sentiment exists. To this end, we use a margin loss for every given sentence i

$$L_1^{(i)} = v_{mask}^{(i)} \max(0, m^+ - \|v_{prob}^{(i)}\|)^2 + (1 - v_{mask}^{(i)}) \max(0, \|v_{prob}^{(i)}\| - m^-)^2 \quad (6)$$

Here $v_{prob}^{(i)} = (\|q_1^{(i)}\|, \dots, \|q_C^{(i)}\|)$ where $q_j^{(i)}$ denotes the output vector of sentiment capsule j for the sentence i . Each element in such $v_{prob}^{(i)}$ indicates the existence probability of the corresponding sentiment in sentence i ; $v_{mask}^{(i)}$ is the mask for sentence i ; m^+ and m^- are hyper-parameters.

On the other hand, we attempt to encourage the sentiment capsules to capture interactive patterns between the aspect and their corresponding sentiments. To this end, we utilize

the output vectors of all the sentiment capsules $q_j (j \in [1, C])$ to participate in reconstructing the representation of aspect terms. Specifically, suppose v_{mask} is a one-hot mask⁴ whose element representing the ground truth sentiment is 1, and the rest values are 0. Then we derive two vectors, namely v_{recon1} and v_{recon2} , through this mask and the sentiment capsules. First, we mask out all but the output vector of the correct sentiment capsule by v_{mask} . Then v_{recon1} is derived by transforming the masked output vector through a fully-connect layer. v_{recon2} can be derived in a similar manner where $1 - v_{mask}$ is used as the mask. We force both v_{recon1} and v_{recon2} have the same dimension of word embedding, i.e., $v_{recon1}, v_{recon2} \in \mathbb{R}^{D_x}$, and they are contributed to the aspect reconstruction during the training.

Suppose a given aspect embedding⁵ of the sentence i is denoted as $v_{asp}^{(i)}$, another training objective in our CAPSAR is to minimize the distance between v_{asp} and v_{recon1} , and to maximize that between v_{asp} and v_{recon2} .

$$L_2^{(i)} = -v_{asp}^{(i)} \frac{v_{recon1}^{(i)}}{\|v_{recon1}^{(i)}\|} + v_{asp}^{(i)} \frac{v_{recon2}^{(i)}}{\|v_{recon2}^{(i)}\|} \quad (7)$$

Finally, the overall loss is the combination of $L_1^{(i)}$ and $L_2^{(i)}$, and a hyper-parameter λ is used to adjust the weight of L_2 .

$$Loss = \sum_i (L_1^{(i)} + \lambda L_2^{(i)}) \quad (8)$$

For prediction, a sentence and an optional aspect in the sentence are fed to the network and the polarity attached to the sentiment capsule with the largest length will be assigned.

3.6 Combining CAPSAR with BERT

Our CAPSAR is meanwhile easily extended that utilizes the features learnt from large-scale pre-trained encoders, e.g. BERT [Devlin *et al.*, 2019]. An upgraded model, namely CAPSAR-BERT, is achieved by replacing the sequence encoder with BERT in CAPSAR. The other structures are kept the same. In this manner, the strength of BERT and the proposed structures could be combined.

4 Experiments

In this section, we verify the effectiveness of CAPSAR. Firstly, we verify the ability of CAPSAR on perceiving the potential aspect terms when they are unknown. Secondly, we investigate the performance of CAPSAR on standard ATSA tasks, where the aspect terms are always known for test sentences. Finally, we demonstrate the detailed differences of compared methods by case studies.

4.1 Datasets

Three widely used benchmark datasets are adopted in the experiment whose statistics are shown in Table 1. **Restaurant** and **Laptop** are from SemEval2014 Task 4⁶, which

⁴The dimension of v_{mask} is C .

⁵If there are more than one aspect in a same sentence, every aspect will be separately trained.

⁶<http://alt.qcri.org/semeval2014/task4/index.php?id=data-and-tools>

contain reviews from Restaurant and Laptop domains, respectively. We delete a tiny amount of data with conflict labels which follows previous works [Wang *et al.*, 2016; Tang *et al.*, 2016b]. **Twitter** is collected by [Dong *et al.*, 2014] containing twitter posts. Though these three benchmarks are not large-scale datasets, they are most popular and fair test beds for recent methods.

Dataset		Neg.	Neu.	Pos.
Restaurant	Train	807	637	2164
	Test	196	196	728
Laptop	Train	870	464	994
	Test	128	169	341
Twitter	Train	1562	3124	1562
	Test	173	346	173

Table 1: Statistics of datasets.

4.2 Compared Methods

We compare our method with several SOTA approaches.

ATAE-LSTM [Wang *et al.*, 2016] appends aspect embedding with each input word embeddings. **TD-LSTM** [Tang *et al.*, 2016a] employs two LSTMs to model contexts of the targets and performs predictions based on the concatenated context representations. **IAN** [Ma *et al.*, 2017] interactively learns the context and target representation. **MemNet** [Tang *et al.*, 2016b] feeds target word embedding to multi-hop memory to learn better representations. **RAM** [Chen *et al.*, 2017] uses recurrent attention to capture key information on a customized memory. **MGAN** [Fan *et al.*, 2018] equips a multi-grained attention to address the aspect has multiple words or larger context. **ANTM** [Mao *et al.*, 2019] adopts attentive neural Turing machines to learn dependable correlation of aspects to context. **CAPSAR** and **CAPSAR-BERT** are models proposed in this paper. **BERT** [Devlin *et al.*, 2019] is also compared to show the improvement of CAPSAR-BERT.

4.3 Experimental Settings

In our experiments, we implement our method by Keras 2.2.4. The word embedding is initialized by Glove 42B [Pennington *et al.*, 2014] with dimension of 300. The max length for each sentence is set to 75. The batch size of training is 64 for 80 epochs, and Adam [Kingma and Ba, 2015] with default setting is taken as the optimizer. For sequence encoder, we adopt the Bi-GRU with the dropout rate of 0.5 for CAPSAR. The pre-trained BERT of the dimension of 768 is used in CAPSAR-BERT. For hyper-parameters in Eq. 2, α , β , and γ are set to be 3, 10 and 1. For the capsule layers, there are 450 primary capsules with dimensions of 50, 30 intermediate capsules with dimensions of 150 and 3 sentiment capsules with dimensions of 300. The default routing number is 3. For hyper-parameters in the loss function (cf. Eq. 8), we set m^+ , m^- , λ to be 1.0, 0.1 and 0.003 respectively. Evaluation metrics we adopt are Accuracy and Macro-F1, and the latter is widely used for recent ATSA tasks since it is more appropriate for datasets with unbalanced classes.

4.4 Results on Standard ATSA

Main Results

Table 2 demonstrates the performances of compared methods over the three datasets on the standard ATSA tasks. On such

	Models	Restaurant		Laptop		Twitter	
		Accuracy	Macro-F1	Accuracy	Macro-F1	Accuracy	Macro-F1
Baselines	ATAE-LSTM	0.7720	NA	0.6870	NA	NA	NA
	TD-LSTM	0.7560	NA	0.6810	NA	0.6662*	0.6401*
	IAN	0.7860	NA	0.7210	NA	NA	NA
	MemNet(3)	0.8032	NA	0.7237	NA	0.6850*	0.6691*
	RAM(3)	0.8023	0.7080	0.7449	0.7135	0.6936	0.6730
	MGAN	0.8125	0.7194	0.7539	0.7247	0.7254	0.7081
	ANTM	0.8143	0.7120	0.7491	0.7142	0.7011	0.6814
Ablation Test	CAPSAR w/o R	0.8185	0.7216	0.7484	0.7039	0.7255	0.7067
	CAPSAR w/o H	0.8188	0.7226	0.7461	0.7054	0.7298	0.7080
	CAPSAR	0.8286	0.7432	0.7593	0.7221	0.7368	0.7231
Combine BERT	BERT	0.8476	0.7713	0.7787	0.7371	0.7537	0.7383
	CAPSAR-BERT	0.8594	0.7867	0.7874	0.7479	0.7630	0.7536

Table 2: The average accuracy and F1-score on standard ATSA tasks. The results with “*” are retrieved from the papers of RAM, and other results of baselines are retrieved from corresponding papers.

setting, every aspect term is known to all the models, and each model predicts the corresponding polarity for a given aspect term. Here we only consider the longest sentiment capsule is active. All the reported values of our methods are the average of 5 runs to eliminate the fluctuates with different random initialization, and the performance of baselines are retrieved from their papers for fair comparisons. The best performances are demonstrated in bold face. From the table, we observe CAPSAR has clear advantages over baselines on all datasets. Our model can outperform all the baselines by a large-margin on both evaluate measures except the F1 on Laptop dataset. Meanwhile, we also observe that CAPSAR-BERT further improves the performance of BERT. It demonstrates the advantages by combining CAPSAR with advanced pre-trained model.

Ablation Test

Next we perform ablation test to show the effectiveness of component of CAPSAR. We remove the aspect reconstruction and intermediate capsule layer, respectively, and derive two degrade models, namely **CAPSAR w/o R** and **CAPSAR w/o H**. Their performance on the three datasets are exhibited in Table 2, and we can observe the degraded model gives a clear weaker performance than CAPSAR, without the sentiment-aspect reconstruction. We conjecture such a regularizer might be able to learn the interactive patterns among the aspects with the complex sentimental expressions. Meanwhile, we also observe the advantage of the intermediate capsule layer, which illustrates the hierarchical capsule layers may be stronger in learning aspect-level sentiment features.

Case Studies

Then we illustrate several case studies on the results of ATSA task in Table 3. The predictions of CAPSAR, ANTM, MGAN and RAM are exhibited. We directly run their available models on test set to get the results. The input aspect terms are placed in the brackets with their true polarity labels as subscripts. “Pos”, “Neu” and “Neg” in the table represent positive, neutral and negative, respectively. Different targets are demonstrated by different colors, such as blue and red, etc. The context which may support the sentiment of targets is manually annotated and dyed with the corresponding color.

For instance, in the first sentence, one target is “*chocolate raspberry cake*” of which the sentiment is positive and the context “*is heavenly*” supports this sentiment. In this case,

the results of CAPSAR, ANTM, and RAM are correct. For the second aspect “*flavor*”, our method and MGAN predict correctly. We conjecture the reason is the sentence contains turns in its expression, which may confuse the existing neural network models. Similar observation is achieved on the second sentence in which only our method can predict different sentiments for distinct aspects.

Next we discuss a target-sensitive case which is shown by the third and the fourth sentences in the same table. The word “long” in the exhibited two sentences indicates entirely opposite sentiment polarities, since the expressed sentiment also depends on the considered aspects. These cases are challenge for algorithms to identify the sentiment of each sentence correctly. Among the demonstrated methods, only our approach can predict them all successfully. ANTM, as a strong competitor, can predict one of them correctly. The others fail to give any correct prediction. We do not claim our CAPSAR can perfectly address the target-sensitive cases, however, the results give an initial encouraging potential. We argue that it is the sentiment-aspect reconstruction in our model which makes aspect and its corresponding sentiment become more coupled, and it might be one of the essential reasons why our model achieves a salient improvement on ATSA task. How to specifically explore capsule networks for target-sensitive sentiment analysis is out of the scope of this paper.

For error analysis, we find that all the listed models cannot predict correctly on the last sentence of Table 3. By looking closer to this sentence, we recognize that the sentiment polarity of this sentence comes from implicit semantics instead of its explicit opinion words. It indicates implicit semantics inference behind sentences is still a major challenge of neural network models, even exploiting capsule networks.

4.5 Results on Aspect Term Detection

Next, we investigate whether CAPSAR can detect potential aspect terms when they are unknown during the test. To this end, we use the trained model to predict every test sentence on Restaurant and Laptop datasets but we intentionally conceal the information about the aspect terms in the input. In another word, the model is only fed the test sentence without any other additional input. Then we de-capsulize the sentiment capsule whose length is longer than 0.5 and compute normalized dot-product between its reconstructed vector and every word embedding in the test sentence. These dot-products can

Sentence	CAPSAR	ANTM	MGAN	RAM
1. The [chocolate raspberry cake] _{Pos} is heavenly - not too sweet , but full of [flavor] _{Pos} .	(Pos,Pos)	(Pos,Neg \times)	(Neg \times ,Pos)	(Pos,Neg \times)
2. Not only was the sushi fresh , they also served other [entrees] _{Neu} allowed each guest something to choose from and we all left happy (try the [duck]) _{Pos} !	(Neu,Pos)	(Pos \times ,Pos)	(Pos \times ,Pos)	(Pos \times ,Pos)
3. The [battery] _{Pos} is very longer .	Pos	Neg \times	Pos	Neg \times
4. [Startup times] _{Neg} are incredibly long : over two minutes.	Neg	Neg	Pos \times	Pos \times
5. However I chose two day [shipping] _{Neg} and it took over a week to arrive.	Neu \times	Neu \times	Pos \times	Pos \times

Table 3: Prediction examples of some of the compared methods. The abbreviations Pos, Neu and Neg in the table represent positive, neutral and negative. \times indicates incorrect prediction.

Datasets	Avg. Aspect	Avg. SenLen	Pre.@1	Rec.@5	mAP
Resturant	2.76	16.25	0.8233	0.7884	0.7139
Laptop	2.54	15.79	0.6408	0.7557	0.6173

Table 4: The average Precision@1, Recall@5 and mAP on aspect term detection. The column ‘‘Avg. Aspect’’ and ‘‘Avg.SenLen’’ indicate average number of words on aspect terms in each sentence and average length of each sentence on the test set, respectively.

be regarded as the probabilities representing the possibility of the word to be part of an aspect term.

A sentence may simultaneously contain multiple sentiments (c.f. the 2nd sentence in Table 3), which derives more than one sentiment capsule whose length surpasses 0.5. As a result, we detect the potential aspect terms for every active sentiment capsule, respectively, in our evaluation. There could be more than one aspect terms for each sentiment category in the same sentence (c.f. the 1st sentence in Table 3). Hence we compute Precision@ k , Recall@ k and mean Average Precision (mAP) to comprehensively verify the effectiveness of CAPSAR on aspect term detection.

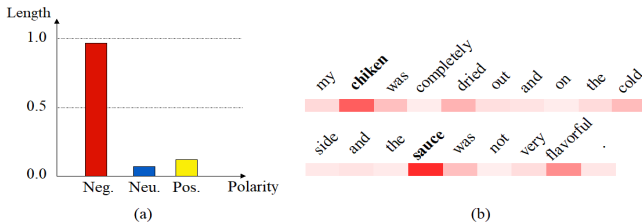


Figure 2: The visualization of aspect term detection when single sentiment capsule is active. The real aspect terms are marked in bold face in the sub-figure (b).

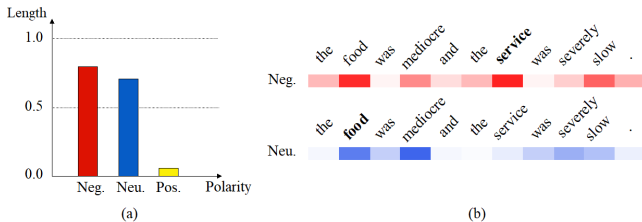


Figure 3: The visualization of aspect term detection when multiple sentiment capsules are active. The real aspect terms are marked in bold face in the sub-figure (b), respectively.

We retrain our CAPSAR five times and use the trained

model to detect aspect terms on the test set. Table 4 shows the average results. From the table we observe that CAPSAR shows an encouraging ability to extract aspect terms even though they are unknown in new sentences. Meanwhile, the model achieves better performance on Restaurant dataset. We conjecture the reason is the Laptop dataset has more complicated aspect terms such as ‘‘Windows 7’’.

Finally, we visualize two test sentences in this evaluation shown as Figure 2 and 3. Figure 2 demonstrates a case that only one sentiment capsule is active. The sentiment capsule length is exhibited in Fig. 2(a), and the corresponding dot-products are demonstrated as Fig. 2 (b). The darker the color in Fig. 2 (b), the higher value the dot-product is, which means the corresponding word is more likely to be a part of an aspect term. From this figure, we observe that the two real aspect terms hold much higher weights compared with the other words, which derives a correct detection. We can also obtain similar observations from the case shown as Figure 3 in which two sentiment capsules are active. In this case, there are two aspect terms, namely ‘‘food’’ and ‘‘service’’. From the sentence, we observe that this review has a strong negative sentiment towards on ‘‘service’’ while has a neutral attitude to ‘‘food’’. After we de-capsulize the active sentiment capsules, we find both ‘‘service’’ and ‘‘food’’ are perceived by the negative capsule because of the overall negative sentiment of the whole sentence. While in the neutral capsule, only the corresponding aspect term ‘‘food’’ is highlighted.

5 Conclusion

In this paper, we proposed, CAPSAR, a capsule network based model for improving aspect-level sentiment analysis. The network is piled up hierarchical capsule layers equipped with a shared-weight routing algorithm to capture key features for predicting sentiment polarities. Meanwhile, the instantiation parameters of sentiment capsules are used to reconstruct the aspect representation, and the reconstruction loss is taken as a part of the training objective. As a consequence, CAPSAR could further capture the coherent patterns between sentiment and aspect information and is able to detect potential aspect terms by parsing the sentiment capsules when these aspect terms are unseen. Experimental results on three real-world benchmarks demonstrate the superiority of the proposed model.

References

- [Chen *et al.*, 2017] Peng Chen, Zhongqian Sun, Lidong Bing, and Wei Yang. Recurrent attention network on memory for aspect sentiment analysis. In *EMNLP*, 2017.
- [Devlin *et al.*, 2019] Jacob Devlin, Ming-Wei Chang, Kenton Lee, and Kristina Toutanova. Bert: Pre-training of deep bidirectional transformers for language understanding. In *NAACL*, 2019.
- [Ding *et al.*, 2008] Xiaowen Ding, Bing Liu, and Philip S Yu. A holistic lexicon-based approach to opinion mining. In *WSDM*, 2008.
- [Dong *et al.*, 2014] Li Dong, Furu Wei, Chuanqi Tan, Duyu Tang, Ming Zhou, and Ke Xu. Adaptive recursive neural network for target-dependent twitter sentiment classification. In *ACL*, 2014.
- [Du *et al.*, 2019] Chunng Du, Haifeng Sun, Jingyu Wang, Qi Qi, Jianxin Liao, Tong Xu, and Ming Liu. Capsule network with interactive attention for aspect-level sentiment classification. In *EMNLP-IJCNLP*, 2019.
- [Fan *et al.*, 2018] Feifan Fan, Yansong Feng, and Dongyan Zhao. Multi-grained attention network for aspect-level sentiment classification. In *EMNLP*, 2018.
- [Hinton *et al.*, 2018] Geoffrey E Hinton, Sara Sabour, and Nicholas Frosst. Matrix capsules with em routing. In *ICLR*, 2018.
- [Hochreiter and Schmidhuber, 1997] Sepp Hochreiter and Jürgen Schmidhuber. Long short-term memory. *Neural computation*, 1997.
- [Hu and Liu, 2004] Mingqing Hu and Bing Liu. Mining and summarizing customer reviews. In *KDD*, 2004.
- [Huang *et al.*, 2018] Binxuan Huang, Yanglan Ou, and Kathleen M Carley. Aspect level sentiment classification with attention-over-attention neural networks. In *SBP-BRIMS*, 2018.
- [Jiang *et al.*, 2019] Qingnan Jiang, Lei Chen, Ruifeng Xu, Xiang Ao, and Min Yang. A challenge dataset and effective models for aspect-based sentiment analysis. In *EMNLP*, 2019.
- [Kingma and Ba, 2015] Diederik P Kingma and Jimmy Ba. Adam: A method for stochastic optimization. In *ICLR*, 2015.
- [Kiritchenko *et al.*, 2014] Svetlana Kiritchenko, Xiaodan Zhu, Colin Cherry, and Saif Mohammad. Nrc-canada-2014: Detecting aspects and sentiment in customer reviews. In *Proceedings of the 8th International Workshop on Semantic Evaluation (SemEval 2014)*, 2014.
- [Li *et al.*, 2018] Xin Li, Lidong Bing, Wai Lam, and Bei Shi. Transformation networks for target-oriented sentiment classification. In *ACL*, 2018.
- [Li *et al.*, 2019] Chenliang Li, Cong Quan, Peng Li, Yunwei Qi, Yuming Deng, and Libing Wu. A capsule network for recommendation and explaining what you like and dislike. In *SIGIR*, 2019.
- [Liu, 2012] Bing Liu. Sentiment analysis and opinion mining. *Synthesis lectures on human language technologies*, 2012.
- [Luo *et al.*, 2018] Ling Luo, Xiang Ao, Feiyang Pan, Jin Wang, Tong Zhao, Ningzi Yu, and Qing He. Beyond polarity: Interpretable financial sentiment analysis with hierarchical query-driven attention. In *IJCAI*, 2018.
- [Luo *et al.*, 2019] Ling Luo, Xiang Ao, Yan Song, Jinyao Li, Xiaopeng Yang, Qing He, and Dong Yu. Unsupervised neural aspect extraction with sememes. In *IJCAI*, 2019.
- [Ma *et al.*, 2017] Dehong Ma, Sujian Li, Xiaodong Zhang, and Houfeng Wang. Interactive attention networks for aspect-level sentiment classification. In *IJCAI*, 2017.
- [Mao *et al.*, 2019] Qianren Mao, Jianxin Li, Senzhang Wang, Yuanning Zhang, Hao Peng, Min He, and Lihong Wang. Aspect-based sentiment classification with attentive neural Turing machines. In *IJCAI*, 2019.
- [Pennington *et al.*, 2014] Jeffrey Pennington, Richard Socher, and Christopher Manning. Glove: Global vectors for word representation. In *EMNLP*, 2014.
- [Sabour *et al.*, 2017] Sara Sabour, Nicholas Frosst, and Geoffrey E Hinton. Dynamic routing between capsules. In *NIPS*, 2017.
- [Socher *et al.*, 2011] Richard Socher, Jeffrey Pennington, Eric H Huang, Andrew Y Ng, and Christopher D Manning. Semi-supervised recursive autoencoders for predicting sentiment distributions. In *EMNLP*, 2011.
- [Tang *et al.*, 2016a] Duyu Tang, Bing Qin, Xiaocheng Feng, and Ting Liu. Effective lstms for target-dependent sentiment classification. In *COLING*, 2016.
- [Tang *et al.*, 2016b] Duyu Tang, Bing Qin, and Ting Liu. Aspect level sentiment classification with deep memory network. In *EMNLP*, 2016.
- [Wang and Lu, 2018] Bailin Wang and Wei Lu. Learning latent opinions for aspect-level sentiment classification. In *AAAI*, 2018.
- [Wang *et al.*, 2016] Yequan Wang, Minlie Huang, Li Zhao, et al. Attention-based lstm for aspect-level sentiment classification. In *EMNLP*, 2016.
- [Wang *et al.*, 2017] Jin Wang, Zhongyuan Wang, Dawei Zhang, and Jun Yan. Combining knowledge with deep convolutional neural networks for short text classification. In *IJCAI*, 2017.
- [Wang *et al.*, 2018a] Shuai Wang, Sahisnu Mazumder, Bing Liu, Mianwei Zhou, and Yi Chang. Target-sensitive memory networks for aspect sentiment classification. In *ACL*, 2018.
- [Wang *et al.*, 2018b] Yequan Wang, Aixin Sun, Jialong Han, Ying Liu, and Xiaoyan Zhu. Sentiment analysis by capsules. In *The Web Conference*, 2018.
- [Wang *et al.*, 2019] Yequan Wang, Aixin Sun, Minlie Huang, and Xiaoyan Zhu. Aspect-level sentiment analysis using as-capsules. In *The Web Conference*, 2019.
- [Xue and Li, 2018] Wei Xue and Tao Li. Aspect based sentiment analysis with gated convolutional networks. In *ACL*, 2018.
- [Yang *et al.*, 2016] Zichao Yang, Diyi Yang, Chris Dyer, Xiaodong He, Alexander J. Smola, and Eduard H. Hovy. Hierarchical attention networks for document classification. In *HLT-NAACL*, 2016.
- [Zhang *et al.*, 2016] Meishan Zhang, Yue Zhang, and Duy-Tin Vo. Gated neural networks for targeted sentiment analysis. In *AAAI*, 2016.
- [Zhang *et al.*, 2018] Ningyu Zhang, Shumin Deng, Zhanlin Sun, Xi Chen, Wei Zhang, and Huajun Chen. Attention-based capsule networks with dynamic routing for relation extraction. In *EMNLP*, 2018.
- [Zhang *et al.*, 2019] Xinsong Zhang, Pengshuai Li, Weijia Jia, and Hai Zhao. Multi-labeled relation extraction with attentive capsule network. In *AAAI*, 2019.
- [Zhao *et al.*, 2018] Wei Zhao, Jianbo Ye, Min Yang, Zeyang Lei, Suofei Zhang, and Zhou Zhao. Investigating capsule networks with dynamic routing for text classification. In *EMNLP*, 2018.