

Non-Hermitian Disorder-induced Topological insulators

Xi-Wang Luo^{*} and Chuanwei Zhang[†]

Department of Physics, The University of Texas at Dallas, Richardson, Texas 75080-3021, USA

Recent studies of disorder or non-Hermiticity induced topological insulators inject new ingredients for engineering topological matter. Here we consider the effect of purely non-Hermitian disorders, a combination of these two ingredients, in a 1D chiral symmetric lattice with disordered gain and loss. The increasing disorder strength can drive a transition from trivial to topological insulators, characterizing by the change of topological winding number defined by localized states in the gapless and complex bulk spectra. The non-Hermitian critical behaviors are characterized by the biorthogonal localization length of zero energy edge modes, which diverges at the critical transition point and establishes the bulk-edge correspondence. Furthermore, we show that the bulk topology may be experimentally accessed by measuring the biorthogonal chiral displacement \mathcal{C} , which converges to the winding number through time-averaging and can be extracted from proper Ramsey-interference sequences. We propose a scheme to implement and probe such non-Hermitian disorder driven topological insulators using photons in coupled micro-cavities.

Introduction.— Topological insulators (TIs), exotic states of matter exhibiting gapless edge states determined by quantized features of their bulk [1–4], have been widely studied in various systems [5–20]. Recently, the concept of TIs has been generalized to open quantum systems characterized by non-Hermitian Hamiltonians [21], which may exhibit unique properties without Hermitian counterparts [22]. The experimental advances in controlling dissipation such as gain and loss in atomic and optical systems [23–42] provide powerful tools for studying non-Hermitian topological phases. Beside new non-Hermitian topological invariants [43–50], the unique features (e.g., complex eigenvalues, eigenstate biorthonormality, exceptional points, etc.) of non-Hermitian systems can lead to novel topological phenomena, such as the non-Hermitian skin effects, exceptional rings and bulk Fermi arcs, with bulk-edge correspondence very different from the Hermitian systems [45–67].

A key property of TIs (either Hermitian or non-Hermitian) is their robustness against weak disorders through the topological protection [1–3]. For sufficiently strong disorders, the system becomes topologically trivial through Anderson localization [68], accompanied by the unwinding of the bulk topology [69–72]. In this context, the prediction of the reverse process that non-trivial topology can be induced, rather than inhibited, by the addition of disorder to a trivial insulator was surprising [73]. The disorder-induced topological states, known as topological Anderson insulators (TAIs), can support robust topological invariants carried entirely by localized states. They have attracted many theoretical studies [74–81] and been experimentally demonstrated in 1D synthetic atomic wires [82] and 2D photonic lattices [83].

So far the studies of TAIs have been mainly focused on Hermitian disorders. Therefore natural questions are whether topological insulators can be induced by purely non-Hermitian disorders, and if so, what the criticality and bulk-edge correspondence are for general non-Hermitian TAIs. Furthermore, experimental schemes for

probing such non-Hermitian bulk topology is highly desired, but still lacked even for clean non-Hermitian systems.

In this Letter, we address these important issues by considering a 1D chiral symmetric lattice in the presence of purely non-Hermitian disorders (e.g., disordered gain and loss). Our main results are: (i) The system reveals rich phase diagrams, where topological insulators can be induced solely by disordered gain-loss control, with topological winding number carried by localized states in the (complex) bulk spectra. (ii) We examine the general critical behaviors of non-Hermitian TAIs by deriving the biorthogonal localization length of the zero edge mode, which diverges at the critical transition point, establishing the bulk-edge correspondence. (iii) We propose to experimentally probe the bulk topology by measuring the biorthogonal chiral displacement \mathcal{C} , which converges to the winding number under time-averaging [in the parity-time (PT) symmetric region]. We show how \mathcal{C} can be extracted using a proper Ramsey interferometer, which provides the first realistic method to measure the topological invariants of non-Hermitian systems. (iv) We develop an experimental scheme to implement our model using photons in coupled micro-cavities.

Model.—We consider a disordered non-Hermitian Su-Schrieffer-Heeger (SSH) [84] model with a chiral or sublattice symmetry, as shown in Fig. 1. The tight-binding Hamiltonian reads

$$H = \sum_n [c_n^\dagger (m_n \sigma^x - i \gamma_n \sigma^y) c_n + J_n^+ c_n^\dagger \sigma^+ c_{n+1} + J_n^- c_{n+1}^\dagger \sigma^- c_n] \quad (1)$$

with $c_n^\dagger = (c_{n,A}^\dagger, c_{n,B}^\dagger)$ the particle creation operator of sites A and B in the unit cell n ($n \in [-N, N-1]$), and $\sigma^\pm = \frac{1}{2}(\sigma^x \pm i\sigma^y)$, $J_n^\pm = J_n \pm \kappa_n$. m_n and J_n are the Hermitian parts of the intra- and inter-cell tunnelings, which are set to be uniform $m_n = m$ and $J_n = J$. The purely non-Hermitian disorders are given by the anti-Hermitian

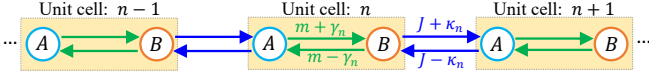


FIG. 1: Lattice representation of the generalized SSH Hamiltonian in Eq. 1, with purely non-Hermitian disorders γ_n, κ_n .

parts γ_n and κ_n (corresponding to gain and loss during tunnelings), which are independently and randomly generated numbers drawn from the uniform distributions $[\gamma_b - \frac{W_\gamma}{2}, \gamma_b + \frac{W_\gamma}{2}]$ and $[\kappa_b - \frac{W_\kappa}{2}, \kappa_b + \frac{W_\kappa}{2}]$, respectively. The biases γ_b and κ_b correspond to the periodic non-Hermiticities. The model preserves the chiral symmetry $\Gamma H \Gamma^{-1} = -H$ (Γ flips the sign of particles on sites B), and thus the eigenvalues appear in pairs $(E, -E)$. The system also preserves a hidden PT symmetry [85], which may be broken by strong non-Hermitian disorders. Hereafter, we will set $J = 1$ as the energy unit and focus on $\gamma_b = 0$ unless otherwise noted.

Phase diagrams.— For disordered systems, the topological invariant should be defined in real space. Even in the clean limit, the real-space topological invariant would be a natural choice to characterize non-Hermitian systems due to their extreme sensitivities to boundary conditions (open-boundary spectra are very different from the periodic ones). Therefore, the topology is encoded in the spectra with open boundary condition where protected edge states can exist.

We define the real-space winding number for a non-Hermitian chiral-symmetric system as [80, 85]

$$\nu = \frac{1}{4} \mathcal{T} \{ Q \Gamma [\hat{X}, Q] \} + h.c., \quad (2)$$

where \hat{X} is the unit-cell position operator, \mathcal{T} is the trace per volume and $Q = P_+ - P_-$ is the flattened Hamiltonian with $P_\pm = \pm \sum_j |\Psi_{j,\pm}^R\rangle \langle \Psi_{j,\pm}^L|$. $|\Psi_{j,\pm}^{R,L}\rangle$ satisfy $H|\Psi_{j,\pm}^R\rangle = E_{j,\pm}|\Psi_{j,\pm}^R\rangle$ and $H^\dagger|\Psi_{j,\pm}^L\rangle = E_{j,\pm}^*|\Psi_{j,\pm}^L\rangle$, with chiral-symmetric pairs $E_{j,+} = -E_{j,-}$ and $|\Psi_{j,\mp}^R\rangle = \Gamma|\Psi_{j,\pm}^L\rangle$. The choice of occupied bands $E_{j,-}$ is very flexible (different choices lead to the same winding number).

We first consider stronger intra-cell disorders $W_\gamma = 8W_\kappa = W$. Fig. 2a shows the phase diagram determined by numerical calculation of ν in the W - m plane with $\kappa_b = 0.1$. At $W = 0$ (no disorder), the system is in topological phase with $\nu = 1$ for $m^2 < |1 - \kappa_b^2|$ [47]. For a small W , the disorders tend to weaken the intra-cell couplings, leading to the enlargement of the topological region as W increases. That is, trivial system is driven topological through the addition of non-Hermitian disorders, as shown in Fig. 2b with $m = 1.1$ (corresponding to the horizontal line in Fig. 2a). The winding number fluctuates strongly near the phase boundary and the fluctuations are more significant for stronger non-Hermiticities [85]. In the $W \rightarrow \infty$ limit, the intra-cell couplings become dominant and the system must become trivial ($\nu = 0$) for

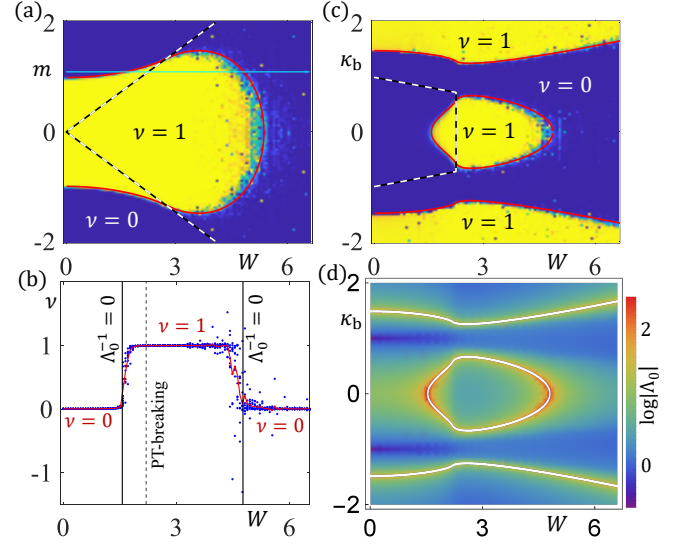


FIG. 2: (a) Phase diagram in the m - W plane with $\kappa_b = 0.1$. The winding number (shown by the color scale) is calculated for $N = 300$ and averaged over 10 disorder configurations. Red solid line is the analytic critical boundary and striped line is the PT-symmetry breaking curve. (b) The winding number along the horizontal line in (a) with $m = 1.1$. The unaveraged data for 10 disorder configurations are shown by the scattered blue points and the average by the red solid line. (c) Phase diagram in the κ_b - W plane with $m = 1.1$. Other parameters are the same as in (a). (d) The analytic zero-energy-mode Biorthogonal localization length corresponding to the phase diagram in (c). $W_\gamma = 8W_\kappa = W$ in all plots.

all m and κ_b . In Fig. 2c, we plot the phase diagram as a function of κ_b for $m = 1.1$. The area of disorder-induced topological phase shrinks to zero as $|\kappa_b|$ increases, leading to a topological island in the W - κ_b plane. In the strong $|\kappa_b|$ limit, the system enters the topological phase again as the inter-cell couplings becomes dominant. Such phase diagrams are the results of the competing effects between Hermitian and non-Hermitian tunnelings which tend to weaken each other, and the effective two-site coupling strength reaches its minimum when they are comparable.

As W increases, the gap at $E = 0$ closes prior to the phase transition to $\nu = 0$ ($\nu = 1$) for $m^2 < |1 - \kappa_b^2|$ ($m^2 > |1 - \kappa_b^2|$) [85]; the striped lines in Figs. 2a-c are the PT-symmetry breaking curves, indicating the topological phase is not affected by the disorder-driven PT-symmetry breaking or band gap closing, and ν remains robust for much stronger disorders. For dominant inter-cell disorders $W_\kappa \gg W_\gamma$, the phase diagram can be obtained similarly, where the system becomes topological, rather than trivial, in the $W_\kappa \rightarrow \infty$ limit.

Biorthogonal criticality.— It is known that the edge states (e.g., the zero energy modes) become delocalized at the topological critical point [4], which applies to both clean and disordered Hermitian systems [80].

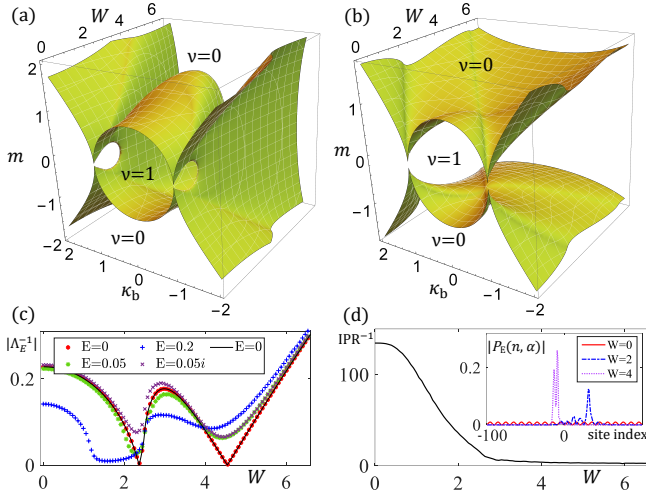


FIG. 3: (a) and (b) Phase diagrams in the three-dimensional parameter space (m, κ_b, W) determined by the delocalized critical surface with $W = W_\gamma = 8W_\kappa$ and $W = W_\kappa = 8W_\gamma$, respectively. (c) The biorthogonal localization lengths versus disorder at different energies. Data points are obtained by numerical transfer matrix analysis and solid line is the analytic result for $E = 0$. The transfer matrix was iterated $10^{6 \sim 8}$ times. (d) Biorthogonal IPR averaged over all states and 100 disorder configurations for a 200-site lattice ($N=50$). The inset shows the biorthogonal density distribution $P_E(n, \alpha)$ around $\text{Re}[E] = -1.5$. The site index is $2n + \alpha$. Other parameters in (c) and (d): $m = 1.25$, $\kappa_b = 0.1$ and $W = W_\gamma = 8W_\kappa$.

For non-Hermitian systems, the left and right eigenstates are inequivalent, both of which need to be taken into account to characterize the criticality. Here we examine such biorthogonal criticality by deriving the analytic formula of the zero-energy-mode localization length, which enables us to identify the topological phase boundary. The zero energy modes of the Schrödinger equations $H|\Psi_0^R\rangle = 0$ and $H^\dagger|\Psi_0^L\rangle = 0$ can be solved exactly, from which we obtain the biorthogonal distributions $P(n, \alpha) = \langle \Psi_0^L(n, \alpha) | \Psi_0^R(n, \alpha) \rangle$ as

$$P(n, \alpha) = P(0, \alpha) \prod_{n'=0}^{n-1} \left(\frac{m - \gamma_{n'+\alpha}^2}{1 - \kappa_{n'}^2} \right)^{\eta_\alpha} \quad (3)$$

for the unit cell n , where $\alpha = 0, 1$ and $\eta_\alpha = \pm$ correspond to sublattice sites A and B , respectively. The biorthogonal localization lengths are defined as $\Lambda_\alpha^{-1} = -\frac{1}{2} \lim_{n \rightarrow \infty} \frac{1}{n} \ln |P(n, \alpha)|$, which do not suffer the skin effects and satisfy $\Lambda_0^{-1} = -\Lambda_1^{-1}$. Λ_0 as a function of m , W_γ , W_κ , γ_b and κ_b can be obtained after ensemble average (the explicit expression can be found in [85]), and the critical exponent is 1. Surprisingly, Λ_0 at $\gamma_b = \kappa_b = 0$ is exactly the same as that of the Hermitian system studied in [80].

The bulk ν and edge quantities Λ_0 establish the gener-

alized bulk-edge correspondence for the non-Hermitian TAIs. In the topological (trivial) phase with $\nu = 1$ ($\nu = 0$), we have $(-1)^\alpha \Lambda_\alpha > 0$ [$(-1)^\alpha \Lambda_\alpha < 0$]. Recall that the lattice starts (ends) by a site A (B) at the left (right) boundary, $(-1)^\alpha \Lambda_\alpha > 0$ indicates one zero energy mode at each boundary. The topological phase transition occurs at the delocalized critical surface where the biorthogonal localization length Λ_0 diverges (i.e., Λ_0^{-1} crosses zero). Fig. 2d shows the corresponding Λ_0 of the phase diagram in Fig. 2c. In Figs. 3a and 3b, the exact phase diagrams in the whole parameter space (m, κ_b, W) are plotted for $\Lambda_0^{-1} = 0$ with dominant intra-cell ($W = W_\gamma = 8W_\kappa$) and inter-cell ($W = W_\kappa = 8W_\gamma$) disorders, respectively (for other disorder configurations see [85]). In Fig. 3a, the topological regions at small and large $|\kappa_b|$ are connected by two holes, whose size is proportional to W_κ . In Fig. 3b, the two trivial regions at large m are separated by the topological region around $m = 0$. These results are in good agreement with the phase diagram predicted by the winding number ν (see Figs. 2a-c).

The critical behavior is characterized only by the zero energy modes, and all states with $E \neq 0$ are localized in every instance with disorders. Using a numerical analysis of the transfer matrix [89, 90] for both H and H^\dagger [85], we calculate the biorthogonal localization lengths as a function of disorder strength at different energies, which are shown in Fig. 3c and confirm the localization behavior of the bulk states. Fig. 3d shows the disorder-averaged inverse participation ratio (IPR) [91] obtained from the biorthogonal density distributions [85], which also imply the localization of the entire bulk (larger IPR corresponds to stronger localization). We emphasize that, the biorthogonal density distributions and localization lengths do not suffer the skin effects.

Probing the topology.— For disordered system, the zero energy edge modes, usually embedded in the gapless bulk spectra, are difficult to detect; not to mention that the non-Hermitian (left or right) bulk states may also be localized near the edges due to skin effects. Determining the bulk winding from Eq. 2 requires the measurement of all possible eigenstates, which is also hard to perform. Another way to access the topological invariant is to monitor the dynamical response of particles initially prepared on site A of unit-cell $n = 0$ (denoted as $|0_A\rangle$) and measure the mean chiral displacement [82, 92]. Different from Hermitian models, here the time evolution under H is not unitary, and the usual scheme no longer works. To overcome this difficulty, we introduce the biorthogonal chiral displacement

$$\mathcal{C}(t) = \langle L(t) | \Gamma \hat{X} | R(t) \rangle + h.c., \quad (4)$$

which takes into account of the dynamics of both H and H^\dagger , with $|R(t)\rangle = \exp(-iHt)|0_A\rangle$, $|L(t)\rangle = \exp(-iH^\dagger t)|0_A\rangle$ and $\langle L(t) | R(t) \rangle = 1$. It can be shown

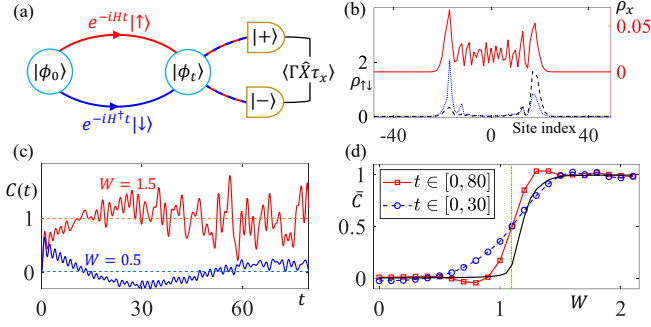


FIG. 4: (a) Ramsey interferometer for measurement of biorthogonal chiral displacement \mathcal{C} . (b) Density distributions of $|\phi_t\rangle$ with $t = 10$ and $W = 1.5$. ρ_x , ρ_\uparrow and ρ_\downarrow are shown by the solid, dashed and dotted lines respectively. (c) Dynamics of $\mathcal{C}(t)$ for topological and trivial phases at different disorder strengths. The dashed lines are the corresponding time-averaged value $\bar{\mathcal{C}}$ in the interval $t \in [0, 80]$. (d) Evolution of $\bar{\mathcal{C}}$ with disorder for different averaging time intervals (red and blue lines). The black solid line is the corresponding winding number ν . All results in (b)-(d) are averaged over 100 disorder configurations. Other parameters are $m = 1.05$, $\gamma_b = 0$, $W = W_\gamma = 8W_\kappa$, and N is chosen such that the wave functions do not reach the boundary during evolution.

that, in the PT-symmetric region (i.e., real-spectrum region), $\mathcal{C}(t)$ converges to the winding number ν upon sufficient time- and disorder-averaging $\bar{\mathcal{C}} = \langle \mathcal{C}(t) \rangle$. In the clean limit, the disorder-averaging is not necessary.

We now discuss how to measure the biorthogonal chiral displacement using proper Ramsey interferometer sequences as shown in Fig. 4a. First we introduce an additional pseudospin degrees of freedom, and prepare the particles in state $|\phi_0\rangle = |+\rangle|0_A\rangle$ with pseudospin state $|\pm\rangle = \frac{1}{\sqrt{2}}(|\uparrow\rangle \pm |\downarrow\rangle)$. Then we engineer the dissipations such that the dynamics of particles in the two spin states $|\uparrow\rangle$ and $|\downarrow\rangle$ are governed by H and H^\dagger respectively. The total Hamiltonian reads

$$H_{\text{probe}} = H \otimes |\uparrow\rangle\langle\uparrow| + H^\dagger \otimes |\downarrow\rangle\langle\downarrow|. \quad (5)$$

After an evolution interval t , we measure the chiral displacement in basis $|\pm\rangle$, and the outcome gives $\mathcal{C}(t)$

$$\langle\phi_t|2\Gamma\hat{X}\tau^x|\phi_t\rangle = \mathcal{C}(t), \quad (6)$$

with $|\phi_t\rangle = \exp(-iH_{\text{probe}}t)|\phi_0\rangle$ and τ^x the Pauli matrix in the pseudospin basis.

The disorder driven topological phase transition may occurs before the PT-symmetry breaking (see Fig. 2a), and thus can be probed by the dynamical response. In Fig. 4b, we plot the typical (disorder-averaged) density distributions $\rho_s = \langle\phi_t(n, \alpha)|\tau_s|\phi_t(n, \alpha)\rangle$ with $\tau_\uparrow = |\uparrow\rangle\langle\uparrow|$ for different spin basis. We see that, the spin up and spin down densities may be amplified with strong asymmetric distributions away from $n = 0$ due to the non-Hermitian (i.e., non-reciprocity) tunnelings. However, their inter-

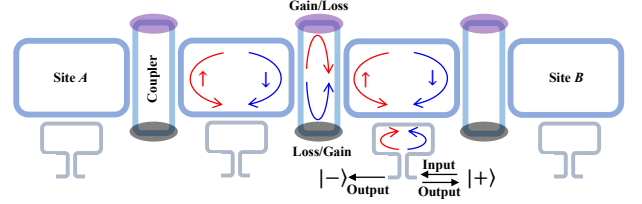


FIG. 5: Experimental implementation of the lattice model in Eq. 1 using coupled arrays of micro-ring cavities.

ference density pattern ρ_x , almost symmetrically distributed around $n = 0$, remains finite and normalized $[\sum_{n,\alpha} \rho_x(n, \alpha) = 1]$. Fig. 4c shows the disorder-averaged dynamics of $\mathcal{C}(t)$ with different disorder strengths, which converge to 0 and 1 upon time-averaging for trivial and topological phases, respectively. The dependence of $\bar{\mathcal{C}}$ on the strength of applied disorder are shown in Fig. 4d, which changes from $\bar{\mathcal{C}} = 0$ to $\bar{\mathcal{C}} = 1$ across the disorder driven topological phase transition.

Experimental implementation.— The disordered non-Hermitian SSH model studied here can be realized using photons in coupled micro-ring cavities [14, 31–34, 93]. The clockwise and counterclockwise modes in the micro-ring cavity naturally play the role of pseudospin degrees of freedom which is necessary for the probing. Shown in Fig. 5 is the corresponding photonic circuit, where site micro-rings are evanescently coupled to their nearest neighbors using a set of auxiliary micro-rings, each of which can be controlled independently. The non-Hermitian (asymmetric) tunnelings can be realized by adding gain and loss to the two arms of the auxiliary micro-rings, respectively [14, 31, 93]. For either leftward or rightward tunnelings, the clockwise mode and counterclockwise mode use different arms. Therefore, the two pseudospin states have opposite non-Hermiticities, leading to exactly the Hamiltonian H_{probe} in Eq. 5 [85]. To measure the Ramsey interference, we propose to couple each cavity with an input-output waveguide [14, 32], as shown in Fig. 5. The waveguide is arranged as a Sagnac interferometer so that the initial state $|\phi_0\rangle$ can be prepared by a narrow input pulse applying to site A at $n = 0$, and the two output ports measure the pseudospin states in the basis $|+\rangle$ and $|-\rangle$, respectively [85]. It is also possible to implement our model using other systems such as cold atoms in optical lattices and microwaves in electronic circuits, where the non-Hermitian tunnelings can be realized by Raman couplings with lossy atomic levels [41, 50, 94] and circuit amplifiers/resistances [95].

Conclusion and discussion.— In summary, we proposed and characterized non-Hermitian topological insulating states induced solely by disordered gain and loss control, and developed the first realistic method to probe their topological invariants. Our developed bulk and edge topological characterizations may be useful for exploring other disordered non-Hermitian systems. The

proposed Ramsey interferometer allows the coherent extraction of information from both right and left eigenstates, which may have potential applications in probing the topology of various non-Hermitian systems. Furthermore, it will be exciting to study the interplay between non-Hermitian disorders and strong interactions, where non-trivial many-body localization states may exist (Recent studies suggest that even ordered non-Hermiticity could significantly alter the localization properties [96–101]).

Note added.—During the preparation of this paper, we became aware of a complementary work [102], which mainly focused on the PT -symmetric region under strong Hermitian disorders. Its topological characterization does not apply to general non-Hermitian TAIs like our model. In addition, the critical behavior (e.g., the biorthogonal localization length) for a general non-Hermitian TAI, the chiral displacement and its detection, and the experimental realization discussed here were not considered in Ref. [102].

Acknowledgements: This work is supported by AFOSR (FA9550-16-1-0387), NSF (PHY-1806227), ARO (W911NF-17-1-0128), and UTD internal seed grant.

* xiwang.luo@utdallas.edu

† chuanwei.zhang@utdallas.edu

- [1] D. Xiao, M.-C. Chang, and Q. Niu, Berry phase effects on electronic properties, *Rev. Mod. Phys.* **82**, 1959 (2010).
- [2] M. Hasan and C. Kane, Colloquium: topological insulators, *Rev. Mod. Phys.* **82**, 3045 (2010).
- [3] X.-L. Qi and S.-C. Zhang, Topological insulators and superconductors, *Rev. Mod. Phys.* **83**, 1057 (2011).
- [4] C.-K. Chiu, J. C. Y. Teo, A. P. Schnyder, and S. Ryu, Classification of topological quantum matter with symmetries, *Rev. Mod. Phys.* **88**, 035005 (2016).
- [5] C. L. Kane and E. J. Mele, Z_2 Topological Order and the Quantum Spin Hall Effect, *Phys. Rev. Lett.* **95**, 146802 (2005).
- [6] B. A. Bernevig, T. L. Hughes, S.-C. Zhang, Quantum Spin Hall Effect and Topological Phase Transition in HgTe Quantum Wells, *Science* **314**, 1757 (2006).
- [7] M. König, S. Wiedmann, C. Brüne, A. Roth, H. Buhmann, L. W. Molenkamp, X.-L. Qi, S.-C. Zhang, Quantum Spin Hall Insulator State in HgTe Quantum Wells, *Science* **318**, 766 (2007).
- [8] M. Aidelsburger, M. Atala, M. Lohse, J. T. Barreiro, B. Paredes, and I. Bloch, Realization of the Hofstadter Hamiltonian with Ultracold Atoms in Optical Lattices, *Phys. Rev. Lett.* **111**, 185301 (2013).
- [9] H. Miyake, G. A. Siviloglou, C. J. Kennedy, W. C. Burton, and W. Ketterle, Realizing the Harper Hamiltonian with Laser-Assisted Tunneling in Optical Lattices, *Phys. Rev. Lett.* **111**, 185302 (2013).
- [10] G. Jotzu, M. Messer, R. Desbuquois, M. Lebrat, T. Uehlinger, D. Greif, and T. Esslinger, Experimental realization of the topological Haldane model with ultracold fermions, *Nature* **515**, 237 (2014).
- [11] N. Goldman, J. C. Budich, and P. Zoller, Topological quantum matter with ultracold gases in optical lattices, *Nat. Phys.* **12**, 639 (2016).
- [12] N. R. Cooper, J. Dalibard, I. B. Spielman, Topological Bands for Ultracold Atoms, *Rev. Mod. Phys.* **91**, 015005 (2019).
- [13] F. D. M. Haldane, and S. Raghu, Possible Realization of Directional Optical Waveguides in Photonic Crystals with Broken Time-Reversal Symmetry, *Phys. Rev. Lett.* **100**, 013904 (2008).
- [14] M. Hafezi, E. A. Demler, M. D. Lukin, and J. M. Taylor, Robust optical delay lines with topological protection, *Nature Phys.* **7**, 907 (2011).
- [15] K. Fang, Z. Yu, and S. Fan, Realizing effective magnetic field for photons by controlling the phase of dynamic modulation, *Nature Photon.* **6**, 782 (2012).
- [16] L. Lu, J. D. Joannopoulos, and M. Soljačić, Topological photonics, *Nature Photon.* **8**, 821 (2014).
- [17] Y. E. Kraus, Y. Lahini, Z. Ringel, M. Verbin, and O. Zeitlinger, Topological states and adiabatic pumping in quasicrystals, *Phys. Rev. Lett.* **109**, 106402 (2012).
- [18] M. Hafezi, S. Mittal, J. Fan, A. Migdall and J. M. Taylor, Imaging topological edge states in silicon photonics, *Nature Photon.* **7**, 1001 (2013).
- [19] T. Ozawa, H. M. Price, A. Amo, N. Goldman, M. Hafezi, L. Lu, M. Rechtsman, D. Schuster, J. Simon, O. Zeitlinger, and I. Carusotto, Topological Photonics, *Rev. Mod. Phys.* **91**, 015006 (2019).
- [20] G. Ma, M. Xiao and C. T. Chan, Topological phases in acoustic and mechanical systems, *Nat. Rev. Phys.* **1**, 281 (2019).
- [21] C. M. Bender, Making Sense of Non-Hermitian Hamiltonians, *Rep. Prog. Phys.* **70**, 947 (2007).
- [22] V. M. Martinez Alvarez, J. E. Barrios Vargas, M. Berdakin, and L. E. F. Foa Torres, Topological states of non-Hermitian systems, *Eur. Phys. J. Spec. Top.* **227**, 1295 (2018).
- [23] K. G. Makris, R. El-Ganainy, D. N. Christodoulides, and Z. H. Musslimani, Beam Dynamics in PT Symmetric Optical Lattices, *Phys. Rev. Lett.* **100**, 103904 (2008).
- [24] A. Regensburger, C. Bersch, M.-A. Miri, G. Onishchukov, D. N. Christodoulides, and U. Peschel, Parity-time synthetic photonic lattices, *Nature* **488**, 167 (2012).
- [25] S. Malzard, C. Poli, and H. Schomerus, Topologically Protected Defect States in Open Photonic Systems with Non-Hermitian Charge-Conjugation and Parity-Time Symmetry, *Phys. Rev. Lett.* **115**, 200402 (2015).
- [26] Y. N. Joglekar, and A. K. Harter, Passive parity-time-symmetry-breaking transitions without exceptional points in dissipative photonic systems, *Photon. Res.* **6**, A51 (2018).
- [27] H. Jing, S. K. Özdemir, X.-Y. Lü, J. Zhang, L. Yang, and F. Nori, PT -Symmetric Phonon Laser, *Phys. Rev. Lett.* **113**, 053604 (2014).
- [28] B. Peng, S. K. Özdemir, S. Rotter, H. Yilmaz, M. Liertzer, F. Monifi, C. M. Bender, F. Nori, and L. Yang, Loss-induced suppression and revival of lasing, *Science* **346**, 328 (2014).
- [29] J. M. Zeuner, M. C. Rechtsman, Y. Plotnik, Y. Lumer, S. Nolte, M. S. Rudner, M. Segev, and A. Szameit, Observation of a Topological Transition in the Bulk of a Non-Hermitian System, *Phys. Rev. Lett.* **115**, 040402 (2015).

- [30] S. Weimann, M. Kremer, Y. Plotnik, Y. Lumer, S. Nolte, K. G. Makris, M. Segev, M. C. Rechtsman, and A. Szameit, Topologically protected bound states in photonic parity-time-symmetric crystals, *Nat. Mater.* **16**, 433 (2017).
- [31] H. Zhao, P. Miao, M. H. Teimourpour, S. Malzard, R. El-Ganainy, H. Schomerus, and L. Feng, Topological hybrid silicon microlasers, *Nat. Commun.* **9**, 981 (2018).
- [32] M. Parto, S. Wittek, H. Hodaei, G. Harari, M. A. Bandres, J. Ren, M. C. Rechtsman, M. Segev, D. N. Christodoulides, and M. Khajavikhan, Edge-Mode Lasing in 1D Topological Active Arrays, *Phys. Rev. Lett.* **120**, 113901 (2018).
- [33] P. St-Jean, V. Goblot, E. Galopin, A. Lemaître, T. Ozawa, L. Le Gratiet, I. Sagnes, J. Bloch, and A. Amo, Lasing in topological edge states of a one-dimensional lattice, *Nat. Photon.* **11**, 651 (2017).
- [34] M. A. Bandres, S. Wittek, G. Harari, M. Parto, J. Ren, M. Segev, D. N. Christodoulides, and M. Khajavikhan, Topological insulator laser: Experiments, *Science* **359**, eaar4005 (2018).
- [35] M. Müller, S. Diehl, G. Pupillo, and P. Zoller, Engineered open systems and quantum simulations with atoms and ions, *Adv. At. Mol. Opt. Phys.* **61**, 1 (2012).
- [36] Y. Ashida, S. Furukawa, and M. Ueda, Parity-time-symmetric quantum critical phenomena, *Nat. Commun.* **8**, 15791 (2017).
- [37] H. Shen, and L. Fu, Quantum Oscillation from In-Gap States and a Non-Hermitian Landau Level Problem, *Phys. Rev. Lett.* **121**, 026403 (2018).
- [38] M. Papaj, H. Isobe, and L. Fu, Nodal arc of disordered Dirac fermions and non-Hermitian band theory, *Phys. Rev. B* **99**, 201107 (2019).
- [39] T. Yoshida, R. Peters, and N. Kawakami, Non-Hermitian perspective of the band structure in heavy-fermion systems, *Phys. Rev. B* **98**, 035141 (2018).
- [40] Y. Xu, S.-T. Wang, and L.-M. Duan, Weyl Exceptional Rings in a Three-Dimensional Dissipative Cold Atomic Gas, *Phys. Rev. Lett.* **118**, 045701 (2017).
- [41] J. Li, A. K. Harter, J. Liu, L. de Melo, Y. N. Joglekar, and L. Luo, Observation of parity-time symmetry breaking transitions in a dissipative Floquet system of ultracold atoms, *Nat. Commun.* **10**, 855 (2019).
- [42] S. Lapp, J. Angonga, F. A. An, and B. Gadway, Engineering tunable local loss in a synthetic lattice of momentum states, *New J. Phys.* **21**, 045006 (2019).
- [43] K. Esaki, M. Sato, K. Hasebe, and M. Kohmoto, Edge states and topological phases in non-Hermitian systems, *Phys. Rev. B* **84**, 205128 (2011).
- [44] A. K. Harter, T. E. Lee, and Y. N. Joglekar, \mathcal{PT} -breaking threshold in spatially asymmetric Aubry-André and Harper models: Hidden symmetry and topological states, *Phys. Rev. A* **93**, 062101 (2016).
- [45] T. E. Lee, Anomalous Edge State in a Non-Hermitian Lattice, *Phys. Rev. Lett.* **116**, 133903 (2016).
- [46] S. Yao, F. Song, and Z. Wang, Non-Hermitian Chern Bands, *Phys. Rev. Lett.* **121**, 136802 (2018).
- [47] S. Yao and Z. Wang, Edge States and Topological Invariants of Non-Hermitian Systems, *Phys. Rev. Lett.* **121**, 086803 (2018).
- [48] F. K. Kunst, E. Edvardsson, J. C. Budich, and E. J. Bergholtz, Biorthogonal Bulk-Boundary Correspondence in Non-Hermitian Systems, *Phys. Rev. Lett.* **121**, 026808 (2018).
- [49] K. Takata and M. Notomi, Photonic Topological Insulating Phase Induced Solely by Gain and Loss, *Phys. Rev. Lett.* **121**, 213902 (2018).
- [50] Z. Gong, Y. Ashida, K. Kawabata, K. Takasan, S. Higashikawa, and M. Ueda, Topological Phases of Non-Hermitian Systems, *Phys. Rev. X* **8**, 031079 (2018).
- [51] Y. Xiong, Why does bulk boundary correspondence fail in some non-hermitian topological models, *J. Phys. Commun.* **2**, 035043 (2018).
- [52] S. Lieu, Topological phases in the non-Hermitian Su-Schrieffer-Heeger model, *Phys. Rev. B* **97**, 045106 (2018).
- [53] D. Leykam, K. Y. Bliokh, C. Huang, Y. D. Chong, and F. Nori, Edge Modes, Degeneracies, and Topological Numbers in Non-Hermitian Systems, *Phys. Rev. Lett.* **118**, 040401 (2017).
- [54] H. Shen, B. Zhen, and L. Fu, Topological Band Theory for Non-Hermitian Hamiltonians, *Phys. Rev. Lett.* **120**, 146402 (2018).
- [55] H. Zhou, C. Peng, Y. Yoon, C. W. Hsu, K. A. Nelson, L. Fu, J. D. Joannopoulos, M. Soljačić, and B. Zhen, Observation of bulk Fermi arc and polarization half charge from paired exceptional points, *Science* **359**, 1009 (2018).
- [56] A. Cerjan, S. Huang, K. P. Chen, Y. Chong, M. C. Rechtsman, Experimental realization of a Weyl exceptional ring, *arXiv:1808.09541* (2018).
- [57] K. Kawabata, S. Higashikawa, Z. Gong, Y. Ashida, and M. Ueda, Topological unification of time-reversal and particle-hole symmetries in non-Hermitian physics, *Nat. Commun.* **10**, 297 (2019).
- [58] L. Jin and Z. Song, Bulk-boundary correspondence in a non-Hermitian system in one dimension with chiral inversion symmetry, *Phys. Rev. B* **99**, 081103 (2019).
- [59] C. H. Lee, G. Li, Y. Liu, T. Tai, R. Thomale, and X. Zhang, Tidal surface states as fingerprints of non-Hermitian nodal knot metals, *arXiv:1812.02011* (2018).
- [60] C. H. Lee, and R. Thomale, Anatomy of skin modes and topology in non-Hermitian systems, *Phys. Rev. B* **99**, 201103 (2019).
- [61] D. S. Borgnia, A. J. Kruchkov, and R.-J. Slager, Non-Hermitian Boundary Modes, *arXiv:1902.07217* (2019).
- [62] L. Li, C. H. Lee, and J. Gong, Geometric characterization of non-Hermitian topological systems through the singularity ring in pseudospin vector space, *Phys. Rev. B* **100**, 075403 (2019).
- [63] X. M. Yang, P. Wang, L. Jin, Z. Song, Visualizing Topology of Real-Energy Gapless Phase Arising from Exceptional Point, *arXiv:1905.07109* (2019).
- [64] F. Song, S. Yao, and Z. Wang, Non-Hermitian Skin Effect and Chiral Damping in Open Quantum Systems, *Phys. Rev. Lett.* **123**, 170401 (2019).
- [65] K. L. Zhang, H. C. Wu, L. Jin, and Z. Song, Topological phase transition independent of system non-Hermiticity, *Phys. Rev. B* **100**, 045141 (2019).
- [66] L. Li, C. H. Lee, J. Gong, Topology-Induced Spontaneous Non-reciprocal Pumping in Cold-Atom Systems with Loss, *arXiv:1910.03229* (2019).
- [67] X.-R. Wang, C.-X. Guo, S.-P. Kou, Defective Edge States and Anomalous Bulk-Boundary Correspondence in non-Hermitian Topological Systems, *arXiv:1912.04024* (2019).
- [68] P. W. Anderson, Absence of Diffusion in Certain Random Lattices, *Phys. Rev.* **109**, 1492, (1958).
- [69] D. S. Fisher, Random antiferromagnetic quantum spin chains, *Phys. Rev. B* **50**, 3799, (1994).

- [70] M. Onoda, Y. Avishai, and N. Nagaosa, Localization in a Quantum Spin Hall System, *Phys. Rev. Lett.* **98**, 076802, (2007).
- [71] D. N. Sheng, Z. Y. Weng, L. Sheng, and F. D. M. Haldane, Quantum Spin-Hall Effect and Topologically Invariant Chern Numbers, *Phys. Rev. Lett.* **97**, 036808, (2006).
- [72] E. Prodan, T. L. Hughes, and B. A. Bernevig, Entanglement Spectrum of a Disordered Topological Chern Insulator, *Phys. Rev. Lett.* **105**, 115501, (2010).
- [73] J. Li, R.-L. Chu, J. K. Jain, and S.-Q. Shen, Topological Anderson Insulator, *Phys. Rev. Lett.* **102**, 136806, (2009).
- [74] H. Jiang, L. Wang, Q.-F. Sun, and X. C. Xie, Numerical study of the topological Anderson insulator in HgTe/CdTe quantum wells, *Phys. Rev. B* **80**, 165316, (2009).
- [75] C. W. Groth, M. Wimmer, A. R. Akhmerov, J. Tworzydło, and C. W. J. Beenakker, Theory of the Topological Anderson Insulator, *Phys. Rev. Lett.* **103**, 196805, (2009).
- [76] H.-M. Guo, G. Rosenberg, G. Refael, and M. Franz, Topological Anderson Insulator in Three Dimensions, *Phys. Rev. Lett.* **105**, 216601, (2010).
- [77] A. Altland, D. Bagrets, L. Fritz, A. Kamenev, and H. Schmiedt, Quantum Criticality of Quasi-One-Dimensional Topological Anderson Insulators, *Phys. Rev. Lett.* **112**, 206602, (2014).
- [78] P. Titum, N. H. Lindner, M. C. Rechtsman, and G. Refael, Disorder-Induced Floquet Topological Insulators, *Phys. Rev. Lett.* **114**, 056801, (2015).
- [79] C. Liu, W. Gao, B. Yang, and S. Zhang, Disorder-Induced Topological State Transition in Photonic Metamaterials, *Phys. Rev. Lett.* **119**, 183901, (2017).
- [80] I. Mondragon-Shem, T. L. Hughes, J. Song, and E. Prodan, Topological Criticality in the Chiral-Symmetric AIII Class at Strong Disorder, *Phys. Rev. Lett.* **113**, 046802, (2014).
- [81] J. Song, and E. Prodan, AIII and BDI topological systems at strong disorder, *Phys. Rev. B* **89**, 224203, (2014).
- [82] E. J. Meier, F. A. An, A. Dauphin, M. Maffei, P. Massignan, T. L. Hughes, and B. Gadway, Observation of the topological Anderson insulator in disordered atomic wires, *Science* **362**, 929 (2018).
- [83] S. Stützer, Y. Plotnik, Y. Lumer, P. Titum, N. H. Lindner, M. Segev, M. C. Rechtsman, and A. Szameit, Photonic topological Anderson insulators, *Nature* **560**, 461 (2018).
- [84] W. P. Su, J. R. Schrieffer, and A. J. Heeger, Solitons in Polyacetylene, *Phys. Rev. Lett.* **42**, 1698, (1979).
- [85] See Supplementary Materials for more details on the PT-symmetry, the winding number, the biorthogonal localization length, the biorthogonal chiral displacement and the experimental realizations with reference [86–88].
- [86] A. Yariv and P. Yeh, *Photonics: Optical Electronics in Modern Communications* (Oxford University Press, Oxford, 2007).
- [87] X.-F. Zhou, X.-W. Luo, S. Wang, G.-C. Guo, X. Zhou, H. Pu, and Z.-W. Zhou, Dynamically Manipulating Topological Physics and Edge Modes in a Single Degenerate Optical Cavity, *Phys. Rev. Lett.* **118**, 083603 (2017).
- [88] X.-W. Luo, C. Zhang, G.-C. Guo, and Z.-W. Zhou, Topological photonic orbital-angular-momentum switch, *Phys. Rev. A* **97**, 043841 (2018).
- [89] A. MacKinnon and B. Kramer, The scaling theory of electrons in disordered solids: Additional numerical results, *Z. Phys. B* **53**, 1 (1983).
- [90] A. M. Llois, N. V. Cohan, and M. Weissmann, Localization in different models for one-dimensional incommensurate systems, *Phys. Rev. B* **29**, 3111 (1984).
- [91] F. Evers and A. D. Mirlin, Anderson transitions, *Rev. Mod. Phys.* **80**, 1355 (2008).
- [92] F. Cardano, A. D'Errico, A. Dauphin, M. Maffei, B. Piccirillo, C. de Lisio, G. De Filippis, V. Cataudella, E. Santamato, L. Marrucci, M. Lewenstein, and P. Massignan, Detection of Zak phases and topological invariants in a chiral quantum walk of twisted photons, *Nat. Commun.* **8**, 15516 (2017).
- [93] S. Longhi, D. Gatti, and G. D. Valle, Robust Light Transport in Non-Hermitian Photonic Lattices, *Sci. Rep.* **5**, 13376 (2015).
- [94] T. Liu, Y.-R. Zhang, Q. Ai, Z. Gong, K. Kawabata, M. Ueda, and F. Nori, Second-Order Topological Phases in Non-Hermitian Systems, *Phys. Rev. Lett.* **122**, 076801 (2019).
- [95] T. Helbig, T. Hofmann, S. Imhof, M. Abdelghany, T. Kiessling, L. W. Molenkamp, C. H. Lee, A. Szameit, M. Greiter, and R. Thomale, Observation of bulk boundary correspondence breakdown in topoelectrical circuits, *arXiv:1907.11562* (2019).
- [96] N. Hatano and D. R. Nelson, Localization Transitions in Non-Hermitian Quantum Mechanics, *Phys. Rev. Lett.* **77**, 570 (1996).
- [97] A. Carmele, M. Heyl, C. Kraus, and M. Dalmonte, Stretched exponential decay of Majorana edge modes in many-body localized Kitaev chains under dissipation, *Phys. Rev. B* **92**, 195107 (2015).
- [98] C. Mejía-Cortés, and M. I. Molina, Interplay of disorder and \mathcal{PT} symmetry in one-dimensional optical lattices, *Phys. Rev. A* **91**, 033815 (2015).
- [99] Q.-B. Zeng, S. Chen, and R. Lü, Anderson localization in the non-Hermitian Aubry-André-Harper model with physical gain and loss, *Phys. Rev. A* **95**, 062118 (2017).
- [100] E. Levi, M. Heyl, I. Lesanovsky, and J. P. Garrahan, Robustness of Many-Body Localization in the Presence of Dissipation, *Phys. Rev. Lett.* **116**, 237203 (2016).
- [101] R. Hamazaki, K. Kawabata, and M. Ueda, Non-Hermitian Many-Body Localization, *Phys. Rev. Lett.* **123**, 090603 (2019).
- [102] D.-W. Zhang, L.-Z. Tang, L.-J. Lang, H. Yan, S.-L. Zhu, Non-Hermitian Topological Anderson Insulators, *arXiv:1908.01172* (2019).

Supplementary Materials

Hidden PT symmetry.—As we mentioned in the main text, the system obeys a hidden PT symmetry. To see this, we first apply a unitary rotation in the sublattice space $c_n \rightarrow \tilde{c}_n = \exp(i\frac{\pi}{4}\sigma^x)c_n$, and rewrite the Hamiltonian as

$$H = \sum_n [\tilde{c}_n^\dagger (m\sigma^x - i\gamma_n\sigma^z)\tilde{c}_n + (J + \kappa_n)\tilde{c}_n^\dagger \frac{\sigma_x + i\sigma_z}{2}\tilde{c}_{n+1} + (J - \kappa_n)\tilde{c}_{n+1}^\dagger \frac{\sigma_x - i\sigma_z}{2}\tilde{c}_n]. \quad (\text{S1})$$

Then, we define the parity and time-reversal operators in the basis \tilde{c}_n as $\mathcal{P} = \sigma_x$ and $\mathcal{T} = \mathcal{K}$ (with \mathcal{K} denoting complex conjugation), respectively. Therefore, the Hamiltonian preserves the PT symmetry as $\mathcal{P}\mathcal{T}H(\mathcal{P}\mathcal{T})^{-1} = H$. The lattice representation of Eq. S1 is shown in Fig. S1(a). The parity operator corresponds to the reflection with respect to the horizontal dashed line, which exchanges sublattice sites A and B . We find that the system is PT-symmetric in the weak non-Hermitian region when both $|\gamma_n| < |m|$ and $|\kappa_n| < |J|$ are satisfied for all n (i.e., $W_\gamma + |\gamma_b| < |m|$ and $W_\kappa + |\kappa_b| < |J|$). Otherwise, the PT-symmetry is spontaneously broken. The spectrum is real in the PT-symmetric region and becomes complex in the PT-symmetry breaking region. The typical band structure is shown in Figs. S1(b) and S1(c), where the spectrum becomes complex after the PT-symmetry breaking point. As W increases, the gap at $E = 0$ closes prior to the phase transition to $\nu = 0$ ($\nu = 1$) for $m^2 < |1 - \kappa_b^2|$ ($m^2 > |1 - \kappa_b^2|$), and the PT-symmetry breaking is not associated with the gap closing or topological phase transition.

The winding number.—As we defined in the main text, the winding number is

$$\nu = \frac{1}{4} \mathcal{T} \{ Q \Gamma [\hat{X}, Q] \} + h.c., \quad (\text{S2})$$

where the first term $\mathcal{T} \{ Q \Gamma [\hat{X}, Q] \}$ is not guaranteed to be real for a general non-Hermitian system, since $Q \neq Q^\dagger$. In our model, we find that $\mathcal{T} \{ Q \Gamma [\hat{X}, Q] \}$ may have a small imaginary part in the PT-symmetry breaking region for each disorder configuration. However, its disorder average of $Q \neq Q^\dagger$ is nearly real with imaginary part $\ll 1$.

We have considered the open boundary conditions in this paper, and a naive evaluation of the trace in calculating ν yields identical zero, since the contribution from the bulk states is canceled exactly by the boundary modes [1–3]. Here we follow the idea in Ref. [1–3], and evaluate the trace per volume in Eq. (1) in the main text over the central part of the lattice chain (Here we exclude 100 lattice sites from each ends of the chain). Nevertheless, we find that, beside the strong fluctuations at the phase boundaries, the winding number also fluctuate more strongly in the PT-symmetry breaking region than the PT-symmetric region. The reasons are discussed in the following.

For a clean system, it is known that the PT-symmetry breaking is accompanied by the appearance of exceptional points where more than one right (left) eigenstate can coalesce and the Hamiltonian is defective. For the disorder driven PT-symmetry breaking studied here, it is also possible that the Hamiltonian becomes defective for certain specific disorder configurations (with fixed disorder strength). A defective Hamiltonian can not be flattened in the

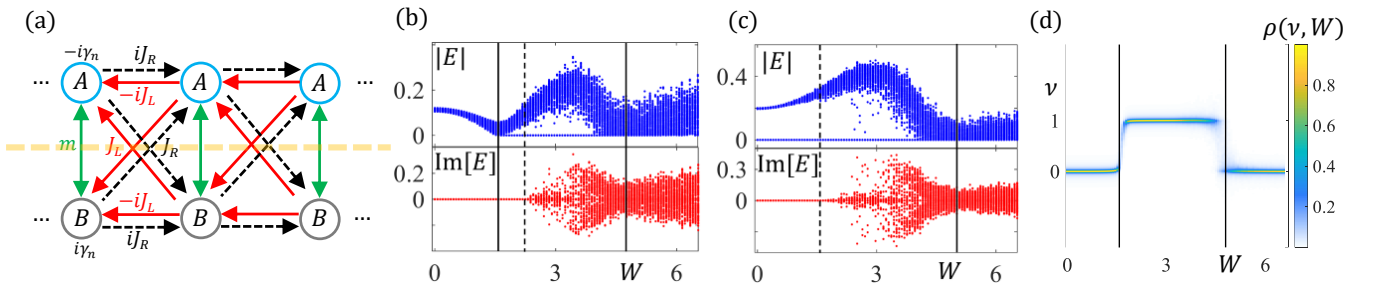


FIG. S1: (a) Lattice representation of the Hamiltonian in Eq. S1, with on-site loss (gain) rate γ_n for A (B) sites. The tunneling gain (loss) κ_n is encoded in $J_L = \frac{J-\kappa_n}{2}$ and $J_R = \frac{J+\kappa_n}{2}$. (b,c) The band structures around $E = 0$ as a function of disorder strength for $m = 1.1$ and $m = 0.8$ respectively, with $W = W_\gamma = 8W_\kappa$, $\kappa_b = 0.1$. The scattered points show the first 20 energy levels around $E = 0$ with 10 disorder configurations. The gap between the bulk and zero-energy edge states around $W = 3$ is due to the low density of states, which will be filled if more disorder configurations are considered. (d) The winding number distribution $\rho(\nu, W)$ of 1000 disorder configurations. $\rho(\nu, W) = \frac{1}{D} \sum_{d=1}^D \frac{\varepsilon^2}{[\nu - \nu_d(W)]^2 + \varepsilon^2}$, $\nu_d(W)$ is the winding number of the d -th disorder configuration with disorder strength W , $D = 1000$ is the total number of disorder configurations, and each $\nu_d(W)$ is replaced by a narrow Lorentz function with width $\varepsilon = 0.02$. In (b-d), the solid and dashed vertical lines are the phase boundary and PT-symmetry breaking point, respectively.

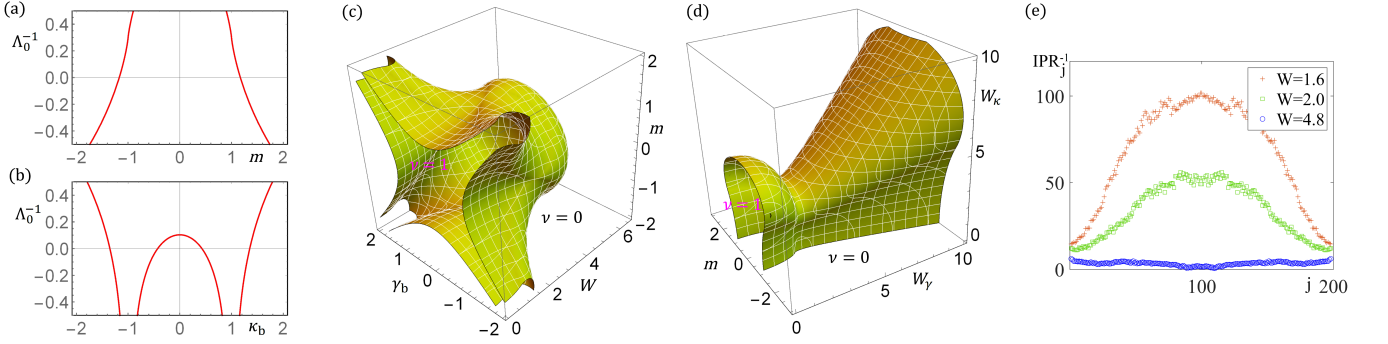


FIG. S2: (a) (b) Zero-energy-mode biorthogonal localization length as functions of m (with $\kappa_b = 0.1$) and κ_b (with $m = 1.1$). $W = W_\gamma = 8W_\kappa = 2$. (c) (d) The delocalized critical surfaces on the parameter space (m, γ_b, W) and (m, W_κ, W_γ) with $W = W_\gamma = 8W_\kappa$. (e) The IPR of all bulk eigenstates at different disorder strengths $W = W_\gamma = 8W_\kappa$. j is the eigenvalue index and the system contains 200 lattice sites ($N = 50$).

form of Eq. (1) in the main text. Fortunately, if we consider a finite lattice with finite disorder configurations, the probability for the random Hamiltonian to be defective is zero, as confirmed by our numerical simulations. On the other hand, in the thermodynamic limit (where the system is infinite), we can always get the specific disorder configuration at certain spatial interval such that the Hamiltonian is defective. In this case, we have infinite number of eigenstates (localized) and the probability for a state to coalesce with others is zero. As a result, we can safely exclude these defective disorder configurations in the calculation of the winding number as long as their occurrence probability is zero, which shares the same spirit as that one can exclude the exceptional points from the integral over the Brillouin zone when calculating the clean-system winding number [4]. In actual practice, we do not need to exclude any disorder configurations in the numerical simulations, as we adopt a finite lattice and consider finite number of disorder configurations, where the Hamiltonian is found to be always non-defective.

Though the Hamiltonian is always non-defective in the numerical simulations, we do find that there are more chances to obtain two nearly coalescing states (where the Hamiltonian is close to be defective) in the gapless PT-symmetry breaking region than other regions. Let us denote such two nearly identical states as $|\Psi_1^R\rangle, |\Psi_2^R\rangle$ and the corresponding left eigenstates as $|\Psi_1^L\rangle, |\Psi_2^L\rangle$, with energy given by E_d . The biorthonormality requires that $\langle \Psi_1^L | \Psi_2^R \rangle = 0$ but $\langle \Psi_1^L | \Psi_1^R \rangle = 1$. Recall that $|\Psi_1^R\rangle$ and $|\Psi_2^R\rangle$ are nearly identical, therefore, the distributions $P_1(n, \alpha) = \langle \Psi_1^L(n, \alpha) | \Psi_1^R(n, \alpha) \rangle$ must have amplitudes $|P_1(n, \alpha)|$ much larger than 1 for some sites (the chiral symmetry $\sum_n P_1(n, 0) = \sum_n P_1(n, 1) = 0.5$ is still satisfied). Similar analysis applies to state $|\Psi_2^R\rangle$. These properties of $|\Psi_{1,2}^R\rangle$ would lead to stronger fluctuations in the calculated winding number, especially when *i*) $P_1(n, \alpha)$ is occasionally distributed around the boundary of the central trace volume, or *ii*) $E_d \simeq 0$ since $|P_1(n, 0)|$ would be much larger or smaller than $|P_1(n, 1)|$, which is also the reason why the fluctuation becomes more significant after the band gap closing at $E = 0$, or *iii*) the system size is too small. Though the fluctuations of calculated winding number is stronger than the Hermitian models, clear phase boundaries can still be obtained, as shown in Fig. 2 in the main text. The calculated winding number is mainly distributed near the averaged value $\nu = 1$ ($\nu = 0$) in the topological (trivial) phase, as further confirmed in Fig. S1(d) where more disorder configurations (~ 1000) are considered.

Biorthogonal localization length.—For non-Hermitian systems, the left and right eigenstates are inequivalent, both of which need be taken into account to characterize the localization. For the zero-energy modes, the Schrödinger equations $H|\Psi_0^R\rangle = 0$ and $H^\dagger|\Psi_0^L\rangle = 0$ are

$$\begin{aligned}
 0 &= (J - \kappa_n)|\Psi_0^R(n+1, 0)\rangle + (m + \gamma_n)|\Psi_0^R(n, 0)\rangle \\
 0 &= (m - \gamma_{n+1})|\Psi_0^R(n+1, 1)\rangle + (J + \kappa_n)|\Psi_0^R(n, 1)\rangle \\
 0 &= (J + \kappa_n)|\Psi_0^L(n+1, 0)\rangle + (m - \gamma_n)|\Psi_0^L(n, 0)\rangle \\
 0 &= (m + \gamma_{n+1})|\Psi_0^L(n+1, 1)\rangle + (J - \kappa_n)|\Psi_0^L(n, 1)\rangle.
 \end{aligned} \tag{S3}$$

The solutions are

$$|\Psi_0^R(n+1, \alpha)\rangle = - \left[\frac{m + (-1)^\alpha \gamma_{n+\alpha}}{J - (-1)^\alpha \kappa_n} \right]^{\eta_\alpha} |\Psi_0^R(n, \alpha)\rangle$$

$$|\Psi_0^L(n+1, \alpha)\rangle = - \left[\frac{m - (-1)^\alpha \gamma_{n+\alpha}}{J + (-1)^\alpha \kappa_n} \right]^{\eta_\alpha} |\Psi_0^L(n, \alpha)\rangle, \quad (\text{S4})$$

with $\alpha = 0, 1$ and $\eta_\alpha = \pm 1$ correspond to sublattice sites A and B , respectively. We obtain the biorthogonal distributions $P(n, \alpha) = \langle \Psi_0^L(n, \alpha) | \Psi_0^R(n, \alpha) \rangle$ as given in the main text (by setting $J = 1$ as the energy unit),

$$P(n, \alpha) = P(0, \alpha) \prod_{n'=0}^{n-1} \left(\frac{m - \gamma_{n'+\alpha}^2}{1 - \kappa_{n'}^2} \right)^{\eta_\alpha}. \quad (\text{S5})$$

The zero-energy-mode biorthogonal localization lengths are

$$\begin{aligned} \Lambda_\alpha^{-1} &= -\frac{1}{2} \lim_{n \rightarrow \infty} \frac{1}{n} \ln \left| \frac{P(n, \alpha)}{P(0, \alpha)} \right| \\ &= \lim_{n \rightarrow \infty} \frac{\eta_\alpha}{2n} \sum_{n'=0}^{n-1} (\ln |1 - \kappa_{n'}^2| - \ln |m - \gamma_{n'+\alpha}^2|). \end{aligned} \quad (\text{S6})$$

According to Birkhoff's ergodic theorem, we can use the ensemble average to evaluate Λ_α

$$\begin{aligned} \Lambda_0^{-1} = -\Lambda_1^{-1} &= \frac{1}{2} \int_{\gamma_b - W_\gamma/2}^{\gamma_b + W_\gamma/2} d\gamma \int_{\kappa_b - W_\kappa/2}^{\kappa_b + W_\kappa/2} d\kappa (\ln |1 - \kappa^2| - \ln |m - \gamma^2|) \\ &= \sum_{s, s' = \pm} \left[\ln \frac{|W_\kappa + 2s + 2ss'\kappa_b|^{\frac{s+ss'\kappa_b}{2W_\kappa}} |(W_\kappa + 2s\kappa_b)^2 - 4|^{1/8}}{|W_\gamma + 2ms + 2ss'\gamma_b|^{\frac{m+ss'\gamma_b}{2W_\gamma}} |(W_\gamma + 2s\gamma_b)^2 - 4m^2|^{1/8}} \right]. \end{aligned} \quad (\text{S7})$$

Follow a similar analysis as in Ref. [1–3], we find that, except for some special cases $|W_\kappa \pm 2\kappa_b| = 2$ and $|W_\gamma \pm 2\gamma_b| = 2|m|$, Λ_α^{-1} is analytic at the critical phase boundary κ_b^c and m^c with expansion $\Lambda_0^{-1}(m, \kappa_b) = a_m(m - m^c) + a_\kappa(\kappa_b - \kappa_b^c) + \dots$ [as shown in Figs. S2(a) and S2(b)], leading to the critical exponent 1. For the special critical cases, one has $\Lambda_0^{-1}(m) \sim (m - m^c) \ln |m - m^c|$ with fixed κ_b , or $\Lambda_0^{-1}(\kappa_b) \sim (\kappa_b - \kappa_b^c) \ln |\kappa_b - \kappa_b^c|$ with fixed m .

In Figs. S2(c) and S2(d), we also plot the phase diagrams in the parameter space (m, γ_b, W) and (m, W_κ, W_γ) obtained from Λ_0 , here $W = W_\gamma = 8W_\kappa$. We see that the system is topological (trivial) in the $W_\kappa \rightarrow \infty$ ($W_\gamma \rightarrow \infty$). Due to the competition between Hermitian (m) and non-Hermitian (γ_b) tunnelings which tend to weaken each other, the system stays in the topological phase up to very large m and γ_b along the directions $|m| = |\gamma_b|$.

When $E \neq 0$, it is difficult to obtain the analytic expression of the localization length. Here we numerically calculate the biorthogonal localization lengths using the transfer matrix method [5], where the transfer matrix for right (left) eigenstates can be obtain using H (H^\dagger). The Schrödinger equations $H|\Psi_E^R\rangle = E|\Psi_E^R\rangle$ and $H^\dagger|\Psi_E^L\rangle = E^*|\Psi_E^L\rangle$ can be written as

$$\begin{bmatrix} \Psi_E^R(\tilde{n}, 0) \\ \Psi_E^R(\tilde{n}, 1) \end{bmatrix} = M_{\tilde{n}}^R \begin{bmatrix} \Psi_E^R(0, 0) \\ \Psi_E^R(0, 1) \end{bmatrix}, \text{ with } M_{\tilde{n}}^R = \prod_{n=0}^{\tilde{n}-1} \begin{bmatrix} -\frac{m+\gamma_n}{1-\kappa_n} & \frac{E}{E^2-1+\kappa_n^2} \\ \frac{E(m+\gamma_n)}{(1-\kappa_n)(m-\gamma_{n+1})} & \frac{E^*}{(1-\kappa_n)(m-\gamma_{n+1})} \end{bmatrix}$$

and similarly for $|\Psi_E^L\rangle$ with

$$M_{\tilde{n}}^L = \prod_{n=0}^{\tilde{n}-1} \begin{bmatrix} -\frac{m-\gamma_n}{1+\kappa_n} & \frac{E^*}{E^{*2}-1+\kappa_n^2} \\ \frac{E^*(m-\gamma_n)}{(1+\kappa_n)(m+\gamma_{n+1})} & \frac{E}{(1+\kappa_n)(m+\gamma_{n+1})} \end{bmatrix}.$$

The biorthogonal localization length is defined as

$$\Lambda_E^{-1} = \lim_{\tilde{n} \rightarrow \infty} \frac{\ln |\lambda_{\tilde{n}}^R \lambda_{\tilde{n}}^L|}{2\tilde{n}}, \quad (\text{S8})$$

with λ_n^R (λ_n^L) the larger eigenvalue of M_n^R (M_n^L) [6, 7]. Our numerical results are shown in Fig. 3(c) in the main text, which indicate that all states with $E \neq 0$ are localized in every instance with disorders. At $E = 0$, Λ_E^{-1} is consistent with the analytic zero-energy-mode biorthogonal localization length.

The localization properties can also be characterized by the inverse participation ratio (IPR) of the eigenstates,

and larger IPR corresponds to stronger localization [5]. Here we define the biorthogonal IPR as

$$\text{IPR}_{\tilde{j}} = \frac{\sum_{n,\alpha} |\langle \Psi_{\tilde{j}}^L(n, \alpha) | \Psi_{\tilde{j}}^R(n, \alpha) \rangle|^4}{\sum_{n,\alpha} |\langle \Psi_{\tilde{j}}^L(n, \alpha) | \Psi_{\tilde{j}}^R(n, \alpha) \rangle|^2}, \quad (\text{S9})$$

with $\tilde{j} = (j, \pm)$ the eigenvalue index. The averaged IPR is defined as $\text{IPR} = \frac{1}{L} \sum_{\tilde{j}} \text{IPR}_{\tilde{j}}$ with L the total number of sites. In Fig. S2(e), we plot the $\text{IPR}_{\tilde{j}}$ near the phase boundaries for all bulk states with $E \neq 0$, which are well above $1/L$, indicating strong localization.

Biorthogonal chiral displacement.—In this section, we prove that the averaged Biorthogonal chiral displacement converges to the winding number in the PT-symmetric region. In the presence of disorder, the trace over the whole system may be replaced by a disorder average over a single unit cell according to Birkhoff's ergodic theorem [1–3]. We can evaluate the winding number at unit cell $n = 0$, which is

$$\begin{aligned} \nu(0) &= \frac{1}{4} \sum_{\alpha=A,B} \langle 0_\alpha | Q \Gamma[\hat{X}, Q] | 0_\alpha \rangle + h.c. \\ &= \frac{1}{4} \sum_{\alpha} \langle 0_\alpha | Q \Gamma \hat{X} Q | 0_\alpha \rangle + h.c. \\ &= \frac{1}{4} \sum_{\alpha} \langle 0_\alpha | (\mathbb{I} - 2P_-) \Gamma \hat{X} (\mathbb{I} - 2P_-) | 0_\alpha \rangle + h.c., \end{aligned} \quad (\text{S10})$$

with $\mathbb{I} = P_+ + P_-$. In the PT-symmetric region (without eigenstates coalescing), the eigenstates form a complete biorthonormal basis, and an arbitrary state $|\phi\rangle$ can be expanded as $|\phi\rangle = \sum_{s=\pm,j} \phi_{j,s} |\Psi_{j,s}^R\rangle$ with $\phi_{j,s} = \langle \Psi_{j,s}^L | \phi \rangle$, and $\mathbb{I}|\phi\rangle = |\phi\rangle$. Therefore, we have

$$\begin{aligned} \nu(0) &= \sum_{\alpha} \langle 0_\alpha | P_- \Gamma \hat{X} P_- | 0_\alpha \rangle + h.c. \\ &= \sum_{\alpha} \left[\frac{1}{2} \sum_{s=\pm,j} a_{j,s}^R(\alpha) a_{j,s}^L(\alpha) \langle \Psi_{j,s}^L | \Gamma \hat{X} | \Psi_{j,s}^R \rangle + \sum_{j \neq j'} a_{j,-}^R(\alpha) a_{j',-}^L(\alpha) \langle \Psi_{j,-}^L | \Gamma \hat{X} | \Psi_{j',-}^R \rangle \right] + h.c., \end{aligned} \quad (\text{S11})$$

with $a_{j,s}^R(\alpha) = \langle 0_\alpha | \Psi_{j,s}^R \rangle$ and $a_{j,s}^L(\alpha) = \langle \Psi_{j,s}^L | 0_\alpha \rangle$. Similar to the Hermitian system, we find (numerically) that the off-diagonal part (the sum over $j \neq j'$) in the above equation provide very small contributions, and

$$\nu(0) \simeq \frac{1}{2} \sum_{\alpha, s=\pm, j} a_{j,s}^R(\alpha) a_{j,s}^L(\alpha) \langle \Psi_{j,s}^L | \Gamma \hat{X} | \Psi_{j,s}^R \rangle + h.c.$$

The biorthogonal chiral displacement is defined as

$$\begin{aligned} \mathcal{C}_A(t) &= \langle L(t) | \Gamma \hat{X} | R(t) \rangle + h.c. = \langle 0_A | \exp(iHt) \Gamma \hat{X} \exp(-iHt) | 0_A \rangle + h.c. \\ &= \sum_{j,s} a_{j,s}^R(A) a_{j,s}^L(A) \langle \Psi_{j,s}^L | \Gamma \hat{X} | \Psi_{j,s}^R \rangle + \sum_{(j,s) \neq (j',s')} a_{j,s}^R(A) a_{j',s'}^L(A) e^{i(E_{j,s} - E_{j',s'})t} \langle \Psi_{j,s}^L | \Gamma \hat{X} | \Psi_{j',s'}^R \rangle + h.c. \end{aligned} \quad (\text{S12})$$

In the PT-symmetric region, all eigenvalues $E_{j,s}$ are real. Therefore, the second term of Eq. S12 is rapidly oscillating, which converges to zero when averaged over sufficiently long time sequences. The first term of Eq. S12 is time independent and gives the mean chiral displacement

$$\bar{\mathcal{C}}_A(\infty) = \sum_{j,s} a_{j,s}^R(A) a_{j,s}^L(A) \langle \Psi_{j,s}^L | \Gamma \hat{X} | \Psi_{j,s}^R \rangle + h.c. \quad (\text{S13})$$

Similarly, we can calculate the chiral displacement $\bar{\mathcal{C}}_B(\infty)$ for initial state $|0_B\rangle$ and $\nu(0) = \bar{\mathcal{C}}(\infty) \equiv \frac{1}{2}[\bar{\mathcal{C}}_A(\infty) + \bar{\mathcal{C}}_B(\infty)]$. For Hermitian systems, one has $\bar{\mathcal{C}}_A(\infty) = \bar{\mathcal{C}}_B(\infty)$ [3], and we find it also holds here. We can just use the chiral displacement $\mathcal{C}_A(t)$ to probe the topology and drop the subscript A .

Experimental realization.—In the main text, we have discussed the realization of our model using coupled micro-ring cavities. Here we show how the input-output Sagnac waveguide allows the measurement in the spin basis $|\pm\rangle$. As

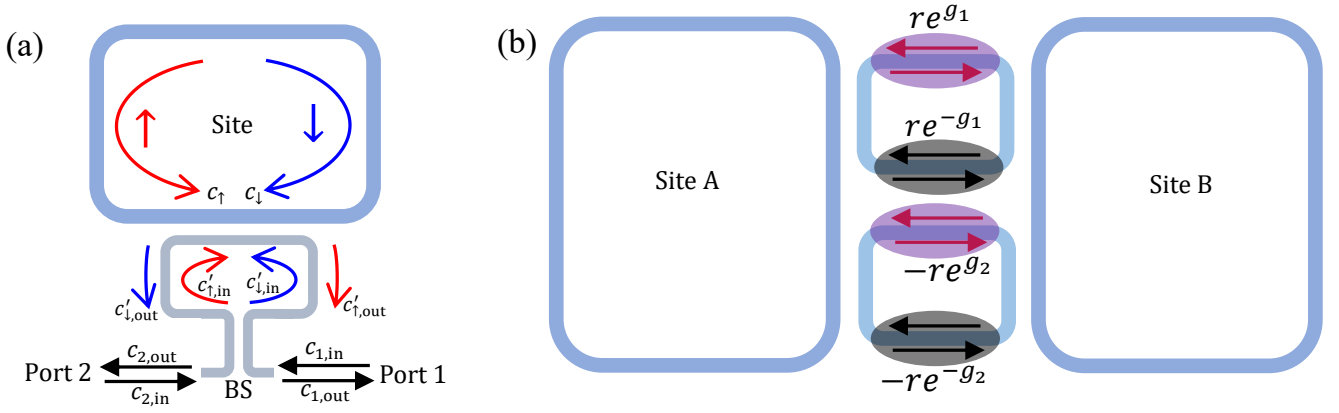


FIG. S3: (a) Input-output waveguide for measuring photon distributions in the spin basis $|\pm\rangle$. (b) Site cavities coupled by two coupler cavities which allow the full tunability of the tunnelings through gain and loss control.

shown in Fig. S3(a), the input-output waveguide is a ring interferometer with a 50 : 50 beam splitter (BS). Let us denote the input-output field operators as $c_{1,\text{in}}$, $c_{1,\text{in}}$ and $c_{1,\text{out}}$, $c_{1,\text{out}}$, their relations with the field operators c'_\uparrow and c'_\downarrow inside the Sagnac interferometer are [8, 9]

$$\begin{bmatrix} c'_{\uparrow,\text{in}} \\ c'_{\downarrow,\text{in}} \end{bmatrix} = \begin{bmatrix} \frac{1}{\sqrt{2}} & -\frac{1}{\sqrt{2}} \\ \frac{1}{\sqrt{2}} & \frac{1}{\sqrt{2}} \end{bmatrix} \begin{bmatrix} c_{1,\text{in}} \\ c_{2,\text{in}} \end{bmatrix}, \text{ and } \begin{bmatrix} c_{1,\text{out}} \\ c_{2,\text{out}} \end{bmatrix} = \begin{bmatrix} \frac{1}{\sqrt{2}} & \frac{1}{\sqrt{2}} \\ \frac{1}{\sqrt{2}} & -\frac{1}{\sqrt{2}} \end{bmatrix} \begin{bmatrix} c'_{\uparrow,\text{out}} \\ c'_{\downarrow,\text{out}} \end{bmatrix}.$$

The Sagnac interferometer is weakly coupled with the cavity, thus we have

$$\begin{bmatrix} c'_{\uparrow,\text{out}} \\ c'_{\downarrow,\text{out}} \end{bmatrix} = \begin{bmatrix} e^{i\varphi} \sqrt{1 - \epsilon^2} c'_{\uparrow,\text{in}} + \epsilon c_\uparrow \\ e^{i\varphi} \sqrt{1 - \epsilon^2} c'_{\downarrow,\text{in}} + \epsilon c_\downarrow \end{bmatrix},$$

where ϵ is the coupling rate and φ is the phase delay of the Sagnac interferometer. We choose the gauge such that the phase for c_\uparrow and c_\downarrow in the above equation is zero. According to Eqs. ?? and ??, we obtain

$$\begin{bmatrix} c_{1,\text{out}} \\ c_{2,\text{out}} \end{bmatrix} = \begin{bmatrix} e^{i\varphi} \sqrt{1 - \epsilon^2} c_{1,\text{in}} + \epsilon c_+ \\ e^{i\varphi} \sqrt{1 - \epsilon^2} c_{2,\text{in}} + \epsilon c_- \end{bmatrix},$$

with $c_\pm = \frac{c_\uparrow \pm c_\downarrow}{\sqrt{2}}$. We see that the input-output port 1 and port 2 are coupled with the spin states $|\pm\rangle$ respectively, which allow us to excite and measure the photons in the τ^x basis.

As we discussed in the main text, the non-Hermiticity is induced by gain and loss in the coupler cavities. Here we give more details. Let us consider the coupling between two site cavities. In the presence of gain and loss in the coupler cavity, the tight-binding Hamiltonian can be written as [10]

$$H = r e^{\pm g} c_B^\dagger c_A + r e^{\mp g} c_A^\dagger c_B,$$

where r is determined by the coupling strength between the site and coupler cavities, and g is determined by the gain and loss strength, leading to $m = r \cosh(g)$ and $\gamma_n = r \sinh(g)$. In this case, the system always stays in the PT-symmetric region with $|\gamma_n| < m$. Though this does not prevent us from observing the non-Hermitian TAIs, the system has some other shortcomings. Once the photonic circuit is fabricated, the tunability of m and γ_n is very limited. Even though gain and loss can be controlled simply by varying the pumping strength, m and γ_n cannot be tuned independently. A different disorder configuration may require additional sample fabrication.

Fortunately, all these shortcomings can be overcome by introducing a second coupler cavity, as shown in Fig. S3(b). By controlling the interference between two couplers [8, 9, 11, 12], the Hermitian and non-Hermitian parts of the tunnelling become $m = r[\cosh(g_1) - \cosh(g_2)]$ and $\gamma_n = r[\sinh(g_1) - \sinh(g_2)]$, which can be tuned independently to arbitrary region (PT-symmetric or PT-breaking regions) by simply gain and loss control.

* xiwang.luo@utdallas.edu

† chuanwei.zhang@utdallas.edu

- [1] I. Mondragon-Shem, T. L. Hughes, J. Song, and E. Prodan, Topological Criticality in the Chiral-Symmetric AIII Class at Strong Disorder, *Phys. Rev. Lett.* **113**, 046802, (2014).
 - [2] J. Song, and E. Prodan, AIII and BDI topological systems at strong disorder, *Phys. Rev. B* **89**, 224203, (2014).
 - [3] E. J. Meier, F. A. An, A. Dauphin, M. Maffei, P. Massignan, T. L. Hughes, and B. Gadway, Observation of the topological Anderson insulator in disordered atomic wires, *Science* **362**, 929 (2018).
 - [4] K. Takata and M. Notomi, Photonic Topological Insulating Phase Induced Solely by Gain and Loss, *Phys. Rev. Lett.* **121**, 213902 (2018).
 - [5] F. Evers and A. D. Mirlin, Anderson transitions, *Rev. Mod. Phys.* **80**, 1355 (2008).
 - [6] A. MacKinnon and B. Kramer, The scaling theory of electrons in disordered solids: Additional numerical results, *Z. Phys. B* **53**, 1 (1983).
 - [7] A. M. Llois, N. V. Cohan, and M. Weissmann, Localization in different models for one-dimensional incommensurate systems, *Phys. Rev. B* **29**, 3111 (1984).
 - [8] A. Yariv and P. Yeh, *Photonics: Optical Electronics in Modern Communications* (Oxford University Press, Oxford, 2007)
 - [9] M. Hafezi, E. A. Demler, M. D. Lukin, and J. M. Taylor, Robust optical delay lines with topological protection, *Nature Phys.* **7**, 907 (2011).
 - [10] S. Longhi, D. Gatti, and G. D. Valle, Robust Light Transport in Non-Hermitian Photonic Lattices, *Sci. Rep.* **5**, 13376 (2015).
 - [11] X.-F. Zhou, X.-W. Luo, S. Wang, G.-C. Guo, X. Zhou, H. Pu, and Z.-W. Zhou, Dynamically Manipulating Topological Physics and Edge Modes in a Single Degenerate Optical Cavity, *Phys. Rev. Lett.* **118**, 083603 (2017).
 - [12] X.-W. Luo, C. Zhang, G.-C. Guo, and Z.-W. Zhou Topological photonic orbital-angular-momentum switch, *Phys. Rev. A* **97**, 043841 (2018).
-