

COMMUNITY DETECTION IN NODE-ATTRIBUTED SOCIAL NETWORKS: A SURVEY

PETR CHUNAEV

ABSTRACT. Community detection is a fundamental problem in social network analysis consisting, roughly speaking, in unsupervised dividing social actors (modelled as nodes in a social graph) with certain social connections (modelled as edges in the social graph) into densely knitted and highly related groups with each group well separated from the others. Classical approaches for community detection usually deal only with the structure of the network and ignore features of the nodes (traditionally called node attributes), although the majority of real-world social networks provide additional actors' information such as age, gender, interests, etc. It is believed that the attributes may clarify and enrich the knowledge about the actors and give sense to the detected communities. This belief has motivated the progress in developing community detection methods that use both the structure and the attributes of the network (modelled already via a node-attributed graph) to yield more informative and qualitative community detection results.

During the last decade many such methods based on different ideas and techniques have appeared. Although there exist partial overviews of them, a recent survey is a necessity as the growing number of the methods may cause repetitions in methodology and uncertainty in practice.

In this paper we aim at describing and clarifying the overall situation in the field of community detection in node-attributed social networks. Namely, we perform an exhaustive search of known methods and propose a classification of them based on when and how the structure and the attributes are fused. We not only give a description of each class but also provide general technical ideas behind each method in the class. Furthermore, we pay attention to available information which methods outperform others and which datasets and quality measures are used for their performance evaluation. Basing on the information collected, we make conclusions on the current state of the field and disclose several problems that seem important to be resolved in future.

CONTENTS

1. Introduction	2
2. Community detection problem for node-attributed social networks and the effect of fusing network structure and attributes	3
2.1. Necessary notation and the community detection problem statement	3
2.2. Structural closeness and attribute homogeneity. The effect of fusing structure and attributes	4
3. Related works and processing the relevant literature	5
3.1. Related works	5
3.2. Relevant literature search process	5
3.3. The format of references to methods and datasets	5
3.4. Note on multi-layer network clustering	6
3.5. Note on subspace-based clustering	6
3.6. Note on community detection in node-attributed networks of different type and its applications	6
4. Our classification of community detection methods for node-attributed social networks	6
5. Most used node-attributed network datasets and quality measures for community detection evaluation	8
5.1. Datasets	8
5.2. Community detection quality measures	8
6. Early fusion methods	9
6.1. Weight-based methods	10
6.2. Distance-based methods	11
6.3. Node-augmented graph-based methods	12
6.4. Embedding-based methods	14
6.5. Pattern mining-based (early fusion) methods	15
7. Simultaneous fusion methods	15

7.1. Methods modifying objective functions of classical clustering algorithms	16
7.2. Metaheuristic-based methods	16
7.3. Non-negative matrix factorization-based and matrix compression-based methods	17
7.4. Pattern mining-based (simultaneous fusion) methods	18
7.5. Probabilistic model-based methods	19
7.6. Dynamical system-based and agent-based methods	20
8. Late fusion methods	20
8.1. Consensus-based methods	20
8.2. Switch-based methods	21
9. Analysis of the overall situation in the field	21
10. Conclusions	24
Competing Interests Statement	25
Acknowledgements	25
References	25

1. INTRODUCTION

Community detection is a fundamental problem in social network analysis consisting, roughly speaking, in unsupervised dividing social actors into densely knitted and highly related groups with each group well separated from the others. One class of classical community detection methods mainly deal only with the *structure* of social networks (i.e. with connections between social actors) and ignore actors' features. There exist a variety of such structure-aware methods that have shown their efficiency in multiple applications (see [69, 119, 124]). However, the majority of real-world social networks provide more information about social actors than just connections between them. Indeed, it is rather common that certain actors' *attributes* such as age, gender, interests, etc., are available. When it is so, the social network is called *node-attributed* (recall that the actors are represented via nodes). According to [207], attributes form the second dimension, besides the structural one, in social network representation. There is another class of classical community detection methods (being opposite to the structure-aware ones, in a sense) that use only node attributes to detect communities and completely ignore connections between social actors. A representative of the attributes-aware methods is well-known *k*-means clustering algorithm taking attribute vectors as an input. Clearly, methods that deal only with structure or only with attributes do not use all the information available in a node-attributed social network. Naturally, this issue can be overcome if a method would somehow jointly use structure and attributes while detecting communities. Developing of such methods became a novel field in social network analysis [24]. The field is moreover promising as the joint usage is believed to clarify and enrich the knowledge about social actors and to describe the powers that form their communities [24].

During the last decade numerous methods based on different ideas and techniques have appeared in the field. Although there exist some partial overviews of them, especially in Related Works sections of published papers and in the survey [24] published in 2015, a recent summary of the subject is a necessity as the growing number of the methods may cause repetitions in methodology and uncertainty in practice.

In this survey, we aim at describing and clarifying the overall situation in the field. Namely, we perform an exhaustive search of existing community detection methods for node-attributed social networks. What is more, we propose a classification of them based on when and how they use and fuse network structure and attributes. We not only give a description of each class but also provide general technical ideas behind each method in the class. Furthermore, we pay attention to available information which methods outperform others and which datasets and quality measures are used for their performance evaluation. Basing on the information collected, we make conclusions on the current state of the field and disclose several problems that seem important to be resolved in future.

To be more precise, let us describe the content of the survey. In Section 2, we first provide the reader with the notation used in the survey and state the problem of community detection in node-attributed social networks. We further briefly discuss the traditional argumentation in support of such a community detection and the effect of fusing network structure and attributes. In Section 3, we give information about the related survey works and explain how the search of relevant literature was organized in our case. We

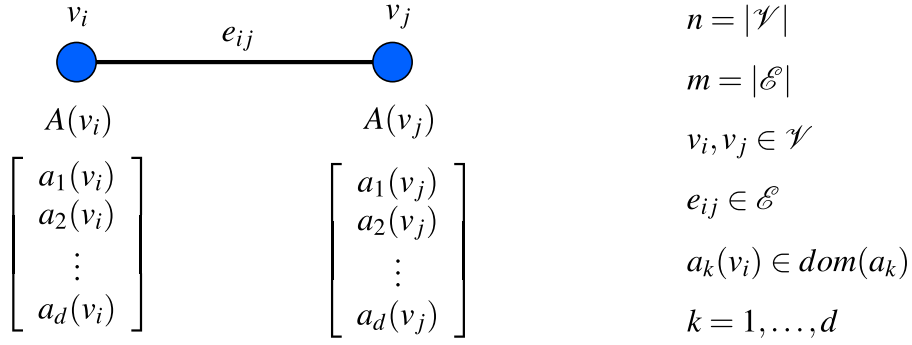


FIGURE 1. Notation related to the triple (node-attributed graph) $G = (\mathcal{V}, \mathcal{E}, \mathcal{A})$, where $\mathcal{V} = \{v_i\}$, $\mathcal{E} = \{e_{ij}\}$ and $\mathcal{A} = \{A(v_i)\}$.

also indicate which methods are included in the survey and which are not. Additionally, we explain why references throughout the survey are made in a certain way. Section 4 introduces the classification that we propose for community detection methods under consideration. In Section 5, we discuss the most popular datasets and quality measures for evaluation of community detection results. This section is also helpful for simplifying exposition in the forthcoming sections. Sections 6–8 contain descriptions of the classes of methods and their representatives. In Section 9, we analyze the overall situation in the field basing on the information from Sections 6–8. Among other things, we disclose several methodological problems that are important to resolve in future studies, in our opinion. Our conclusions on the topic are summarized in Section 10.

2. COMMUNITY DETECTION PROBLEM FOR NODE-ATTRIBUTED SOCIAL NETWORKS AND THE EFFECT OF FUSING NETWORK STRUCTURE AND ATTRIBUTES

2.1. Necessary notation and the community detection problem statement. We represent a node-attributed social network as triple (*node-attributed graph*) $G = (\mathcal{V}, \mathcal{E}, \mathcal{A})$, where $\mathcal{V} = \{v_i\}$ is the set of nodes (vertices) representing social actors, $\mathcal{E} = \{e_{ij}\}$ the set of edges representing connections between the actors (e_{ij} stands for the edge between nodes v_i and v_j), and \mathcal{A} the set of attribute vectors $A(v_i) = \{a_k(v_i)\}$ associated with nodes in \mathcal{V} and containing information about actors' features. Furthermore, $|\mathcal{V}| = n$, $|\mathcal{E}| = m$ and the dimension of the attribute vectors is d . The domain of a_k , i.e. the set of possible values of k th element of attribute vectors $a_k(v_i)$, is denoted by $\text{dom}(a_k)$. In these terms, k th attribute of node v_i is referred to as $a_k(v_i)$. The notation introduced above is summarized in Figure 1. Note that pairs $(\mathcal{V}, \mathcal{E})$ and $(\mathcal{V}, \mathcal{A})$ are correspondingly called the *structure* (or *topology*) and the *attributes* (or *semantics*) of node-attributed graph G .

By *community detection*¹ in node-attributed graph $G = (\mathcal{V}, \mathcal{E}, \mathcal{A})$ we mean *unsupervised* partitioning the set of nodes \mathcal{V} into N subsets (*communities* or *clusters*) $C_k \subset \mathcal{V}$, with $C = \{C_k\}_{k=1}^N$ called a *partition*, such that $\mathcal{V} = \bigcup_{k=1}^N C_k$ and a certain balance between the following two properties is achieved:

- (a) *structural closeness*, i.e. nodes within a community are structurally close to each other, while nodes in different communities are not;
- (b) *attribute homogeneity*, i.e. nodes within a community have homogeneous attributes, while nodes in different communities do not.

Since one can meet variations of the above-mentioned definitions in the relevant literature, it is worth giving several comments on them. First, the number of communities N can be either known in advance or determined during the community detection process automatically. Second, the communities C_k may be defined to be disjoint or overlapping. Third, the property $\mathcal{V} = \bigcup_{k=1}^N C_k$ is sometimes omitted if the resulting partition is not required to include all the nodes from \mathcal{V} . Fourth, the notion of structural closeness and attribute homogeneity may seem vague at the moment but hopefully become more evident after

¹It is also called “community discovery” or “clusterization”.

Subsection 2.2 and Section 4 where reasons and particular measures for them are discussed. Fifth, the definitions given are for the case of nodes and edges each of one type. It is of course possible that social actors and connections between them can be of different types in a social network and thus one should take this heterogeneity into account. This situation is however closer to the notion of multi-layer networks that are out of scope of the present survey (see also Section 3).

2.2. Structural closeness and attribute homogeneity. The effect of fusing structure and attributes.

The structural closeness requirement is based on the recent concepts of a (structural) community in a social network. For example, communities are thought in [76] as subsets of nodes with dense connections within the subsets and sparse in between. In its turn, [156] adopts the intuition that nodes within the same community should be better connected than they would be by chance. A possible measure for that is famous Newman’s Modularity [155] that has become an influential tool for structure-based community detection in social networks [24, 34]. Multiple Modularity modifications and other measures have been also proposed to assess structural closeness [34]. In fact, the precise meaning of structural closeness in each community detection method is determined by the measure chosen.

The attribute homogeneity requirement is based on the social science founding (see e.g. [68, 116, 138, 140]) that actors’ features can reflect and affect community structure in social networks. The well-known principle of homophily in social networks states that like-minded social actors have a higher likelihood to be connected [140]. Thus community detection process taking into account attribute homogeneity may provide results of better quality [24]. Oppositely to the situation with structural closeness measures, the attribute homogeneity is usually measured by Entropy that quantifies the degree of disorder of attribute vectors in $(\mathcal{V}, \mathcal{A})$ within the communities detected.

Let us now discuss different points of view on the effect of fusing structure and attributes. From one side, multiple experiments, e.g. in [43, 75, 146, 180, 224] and many other papers cited in this survey, suggest that the structure and the attributes of a node-attributed social network often provide complementary information that improves community detection quality. For example, attributes may compensate the structural sparseness of a real-world social network [106, 220], while structural information may be helpful in resolving the problem of missing or noisy attributes [106, 180, 220]. What is more, it is observed in [59] that structure-only or attributes-only community detection is often not as effective as when both sources of information are used. From the other side, some experiments (see e.g. [5, 231]) suggest that this is not always true, and network structure and attributes may be orthogonal and contradictory thus leading to ambiguous community detection results. Moreover, relations between these sources of information may be highly non-linear and challenging to analyze [206, 220].

Besides the above-mentioned points, our general impression is that there is no widely accepted opinion on the effect of fusing structure and attributes and how this fusion can influence community detection quality. Let us illustrate this with an example. Suppose that the structure of a certain node-attributed social network is ideally correlated with a half of attributes and is wholly orthogonal to another half. For simplicity, let the dimension of attribute vectors be small so that there is no sense to fight against the curse of dimensionality. Now we follow the popular suggestion that the mismatch between structure and attributes negatively affects community detection quality [141] and that the existence of structure-attributes correlation offers “a unique opportunity to improve the learning performance of various graph mining tasks” [?]. The choice is clear then: we need to use the structure and only the ideally correlated attributes for community detection. It turns out however that we are going to use two sources of information that mostly duplicate each other. Why should we expect that this improves the quality of detected communities? From our side, we would presume that the structure and the chosen half of attributes (considered separately or jointly) would yield very similar or even the same communities, with all the ensuing consequences for assessing their quality. Shouldn’t we use just one of the sources then? Furthermore, it is not clear to us why the other half of attributes should be omitted. Generally speaking, they may contain valuable information for community detection and thus omitting them because of the lack of correlation with the structure is rather questionable.

In any case, a focused theoretical study of when the fusion of structure and attributes is worthy and when not for community detection (ideally, in terms of subclasses of node-attributed social networks) seems to be an extremely important thing that would allow to remove the above-mentioned contradictions.

3. RELATED WORKS AND PROCESSING THE RELEVANT LITERATURE

3.1. Related works. There is a variety of surveys and comparative studies considering community detection in social networks without attributes, in particular, [46, 69, 178, 223]. At the same time, the survey [24] seems to be the only one on community detection in node-attributed social networks. Obviously, since it was published in 2015, many new methods adapting different fusion techniques have appeared in the field. Furthermore, a big amount of the methods that had been proposed before 2015 are not covered by [24], in particular, some based on objective function modification, non-negative matrix factorization, probabilistic models, clustering ensembles, etc. In a sense, the technique-based classification of methods in [24] is also sometimes confusing. For example, CODICIL [172], a method based on assigning attribute-aware weights on graph edges, is not included in [24, Section 3.2. Weight modification according to node attributes], but to [24, Section 3.7. Other methods]. Although [24] is a well-written and highly cited paper, a recent survey of community detection methods for node-attributed social networks is clearly required.

Besides [24], almost every paper on the topic contains a Related Works section. It typically has a short survey of preceding methods and an attempt to classify them. We observed that many authors are just partly aware of the relevant literature and this sometimes leads to repetitions in approaches. Furthermore, multiple classifications (usually technique-based) are mainly not full and even contradictory.

3.2. Relevant literature search process. At the beginning, we started the search of relevant literature using regular and scientific search engines making the queries like “community detection” or “clustering” or “community discovery” in “node-attributed social networks” or “node-attributed graphs”. Within the search process it became evident that other queries also lead to the relevant literature. In particular, “clustering an attribute-aware graph”, “community detection in networks with node attributes”, “description-oriented community detection”, “semantic clustering of social networks”, “structure and attributes community detection”, “joint cluster analysis of attribute and relationship data”, “community discovery integrating links and tags”, “attributed graph partitioning”, “node attribute-enhanced community detection”, “community detection based on structure and content”, etc. It can be also observed that node-attributed networks and graphs are also sometimes called “augmented networks”, “graphs with feature vectors”, “feature-rich networks” and “multi-attributed graphs”. This variety of terms suggests that there is still no established terminology in the field and emphasizes the significance of our survey, where we try to use consistent terminology.

After the above-mentioned exhaustive search, we learned the references in the found papers. Among other things, it brought us to ideologically close papers devoted, for example, to “attributed information networks”, “annotated document networks”, “multi-layer networks” and “subspace-based clustering”. We stopped further search when we could not find any new relevant references. Since this happened in the middle of 2019, the survey covers the found papers that had been published in journals or conference proceedings before this date.

3.3. The format of references to methods and datasets. It turns out that several methods for community detection in node-attributed social networks can be proposed in one paper. Therefore, a regular reference of the form [ReferenceNumber] may be not informative enough. From the other hand, authors usually provide their methods with short names like SA-Cluster, CODICIL or CESNA². Some of the names are rather familiar to researches in the field. Thus it seems reasonable to make a reference of the form MethodName [ReferenceNumber] and so we do in what follows. However, not all the methods that are mentioned in the survey are included in our classification and thus discussed in a more detailed manner (as some are just out of scope). To distinguish the cases, we write names of the methods included in our classification in **bold**, e.g. **SCMAG** [101], **UNCut** [224] and **DCM** [170]. Such a format means that the reader can find short descriptions of the methods **SCMAG** [101], **UNCut** [224] and **DCM** [170] in our survey. References like DB-CSC [86], FocusCO [166] and ACM [210] mean that the corresponding methods are not included in our classification. In this case the reader is recommended to go directly to the papers [86], [166] and [210] to get additional information.

²If this is not the case, we allowed ourselves to invent our own names suggesting the class the method belongs to in our classification.

A similar scheme is applied to names of the node-attributed network datasets discussed in Section 5 and used in further classification. The reader is assumed to have in mind that if a dataset name is written in **bold**, then its description can be found in Tables 1, 2 or 3. Note also that various versions of the datasets from Tables 1, 2 or 3 are in fact used in different papers. To show that a dataset is somehow different from the description in Tables 1, 2 or 3, we mark it by *. For example, a DBLP dataset with the number of nodes and edges different from **DBLP10K** and **DBLP84K** in Table 2 is denoted by **DBLP*** in Sections 6–8.

3.4. Note on multi-layer network clustering. In the survey, we do not consider community detection methods for multi-layer networks, where different types of vertices and edges may present at different layers [103, 115]. Nevertheless, we mention some of these methods from time to time in corresponding remarks. It is though important to note that node-attributed networks of different nature may be clearly considered as a particular case of multi-layer ones. In the majority of papers covered by the present survey, this connection is however rarely commented.

Let us also emphasize that multi-layer networks (graphs) require special analysis taking into account the heterogeneity of vertices and edges on different layers. A separate survey and an extensive comparable study of such methods is an independent and useful task (see partial overviews e.g. in [25, 103, 115]).

3.5. Note on subspace-based clustering. Following the above-mentioned definition of community detection in node-attributed social networks, we mainly consider in the survey the methods that can use the full attribute space and find communities covering the whole network. However, there is a big class of special methods that explore subspaces of attributes and/or deal with subgraphs of an initial graph, e.g. GAMer [83, 87], DB-CSC [86], SSCG [88], FocusCO [166] and ACM [210]. The main idea behind the subspace-based (also known as projection-based) clustering methods is that not all available semantic information (attributes) is relevant to obtain good-quality communities [84, 85]. For this reason, one has to somehow choose the appropriate attribute subspace to avoid the so-called *curse of dimensionality* (see [24, Section 3.2]) and reveal significant communities that would not be detected if all available attributes were considered.

To be precise, some of the methods that we discuss below partly use this idea, e.g. **WCru** [50, 51] (cf. the definition of a *point of view* in the papers), **DVil** [201], **SCMAG** [101], **UNCut** [224], **DCM** [170], etc., but still can work with the full attribute space. In any case, a separate survey on subspace-based methods for community detection in node-attributed social networks would be a very valuable complement to the current one.

3.6. Note on community detection in node-attributed networks of different type and its applications. Clearly, community detection tools for node-attributed social networks are suitable for networks of different nature. That is why, besides obvious applications in marketing (recommender systems, targeted advertisements and user profiling) [8], the tools are used for search engine optimization and spam detection [149, 172], in counter-terrorist activities and disclosing fraudulent schemes [149]. They are also applied to analysis of protein-protein interactions, genes and epidemics [149].

Another possible application is document network clustering. Note that such a clustering is historically preceding to community detection in node-attributed social networks and is rich methodologically on its own [3, 150, 174]. One should take into account however that social communities although have similar formal description with document clusters have inner and more complicated forces to be formed and act. What is more, it has been shown that methods for community detection in node-attributed social networks outperform preceding methods for document network clustering in many cases, see [14, 220, 222, 232]. For this reason, we do not consider document network clustering methods in this survey.

4. OUR CLASSIFICATION OF COMMUNITY DETECTION METHODS FOR NODE-ATTRIBUTED SOCIAL NETWORKS

In previous works, the classification of methods for community detection in node-attributed social networks was done mostly with respect to the techniques used (e.g. distance-based or random walk-based). We partly follow this principle but at a lower level. At the upper level we group the methods by when structure and attributes are fused with respect to the community detection process, see Figure 2. Namely, we distinguish the classes of

- *early fusion methods* that fuse structure and attributes before the community detection process,
- *simultaneous fusion methods* that fuse structure and attributes simultaneously with the community detection process,
- *late fusion methods* that first partition structure and attributes separately and further fuse the partitions obtained.

Such a classification allows an interested researcher/data scientist to estimate the labour costs of software implementation of the method chosen for use in practice. Indeed, early fusion methods require just a preprocessing (fusion) procedure converting information about structure and attributes into a format that is often suitable for classical community detection algorithms. For example, weight-based early fusion methods convert attribute vectors into the graph form and further merge the structure- and attributes-aware graphs into a weighted graph that can be processed by graph clustering algorithms with existing implementations. Implementation of late fusion methods is also rather simple. Namely, at the first step they detect communities by classical graph and vector clustering algorithms applied to structure and attributes separately. At the second step, the communities obtained are somehow merged by an existing (or at least easy-implemented) algorithm. Oppositely to the early and late fusion methods, simultaneous fusion ones require more programmer work as usually assume either a completely new implementation or essential modifications to existing ones. The situation is aggravated by the fact that their source codes are rarely available.

As seen from Figure 2, we also divide the methods within each class into technique-used subclasses. Let us emphasize that the priority in this division is the fusion technique. For example, by “weight-based methods” we mean those which form a weighted graph while fusing structure and attributes. The majority of such methods further use graph clustering algorithms for community detection (and this is reasonable). However, some may still transform the graph into the distance matrix form and then use distance-based clustering algorithms. Such methods are still called “weight-based”. One more example: “distance-based methods” are called in this way as directly produce a distance matrix while fusing structure and attributes, independently on how this matrix is further processed.

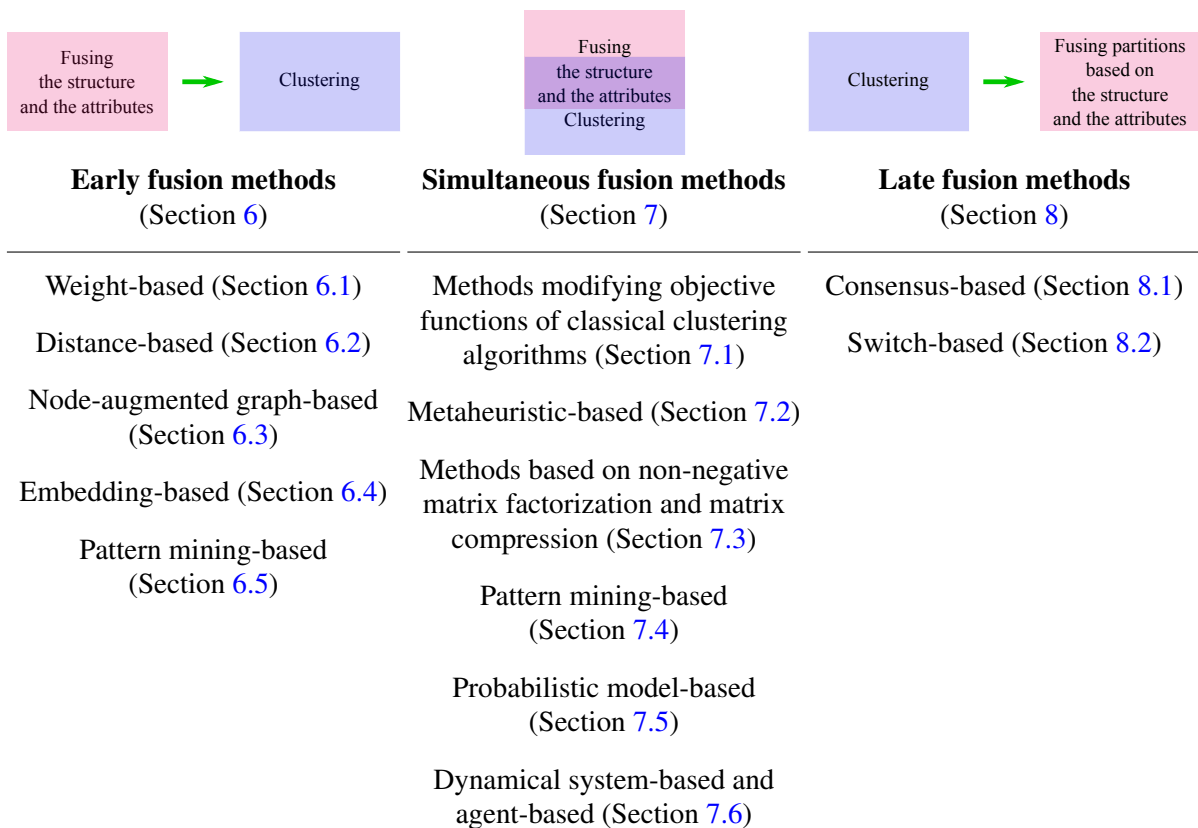


FIGURE 2. The proposed classification and the survey structure guide.

TABLE 1. Most popular small size datasets.

Dataset	Description	Source
Political Books	All books in this dataset were about U.S. politics published during the 2004 presidential election and sold by Amazon.com. Edges between books means two books are always bought together by customers. Each book has only one attribute termed as political persuasion, with three values: 1) conservative; 2) liberal; and 3) neutrality	Link
WebKB	A classified network of 877 webpages (nodes) and 1608 hyperlinks (edges) gathered from four different universities Web sites (Cornell, Texas, Washington, and Wisconsin). Each web page is associated with a binary vector, whose elements take the value 1 if the corresponding word from the vocabulary is present in that webpage, and 0 otherwise. The vocabulary consists of 1703 unique words. Nodes are classified into five classes: course, faculty, student, project, or staff.	Link [47]
Twitter	A collection of several tweet networks: 1) Politics-UK dataset is collected from Twitter accounts of 419 Members of Parliament in the United Kingdom in 2012. Each user has 3614-dimensional attributes, including a list of words repeated more than 500 times in their tweets. The accounts are assigned to five disjoint communities according to their political affiliation. 2) Politics-IE dataset is collected from 348 Irish politicians and political organizations, each user has 1047- dimensional attributes. The users are distributed into seven communities. 3) Football dataset contains 248 English Premier League football players active on Twitter which are assigned to 20 disjoint communities, each corresponding to a Premier League club. 4) Olympics dataset contains users of 464 athletes and organizations involved in the London 2012 Summer Olympics. The users are grouped into 28 disjoint communities, corresponding to different Olympic sports.	Link 1 Link 2 [77]
Lazega	A corporate law partnership in a Northeastern US corporate law firm; possible attributes: (1: partner; 2: associate), office (1: Boston; 2: Hartford; 3: Providence); 71 nodes and 575 edges	[121]
Research	A research team of employees in a manufacturing company; possible attributes: location (1: Paris; 2: Frankfurt; 3: Warsaw; 4: Geneva), tenure (1: 1–12 months; 2: 13–36 months; 3: 37–60 months; 4: 61+ months); 77 nodes and 2228 edges	[48]
Consult	Network showing relationships between employees in a consulting company; possible attributes: organisational level (1: Research Assistant; 2: Junior Consultant; 3: Senior Consultant; 4: Managing Consultant; 5: Partner), gender (1: male; 2: female); 46 nodes and 879 edges	[48]

What is more, we provide short descriptions of methods in each class and subclass in tables in Sections 6–8. In particular, we briefly describe the community detection algorithm and its input used in the method, and the type of communities obtained (overlapping or not). Furthermore, we mention which datasets and quality measures are used by method’s authors for evaluation of community detection results. In addition, for each method we provide a list of other methods for *community detection in node-attributed networks* (using both structure and attributes) that the method under consideration is compared with. Note that the list may be empty sometimes. This is so, for example, if the method under consideration is compared only with classical community detection methods that deal either with structure or attributes and do not fuse them to detect communities.

5. MOST USED NODE-ATTRIBUTED NETWORK DATASETS AND QUALITY MEASURES FOR COMMUNITY DETECTION EVALUATION

5.1. Datasets. The title of the survey suggests that we are focused on community detection in node-attributed *social* networks. However, the methods that are included in our classification, generally speaking, may be applied to node-attributed networks of different nature. As we have noticed, authors of the methods implicitly share this point of view and freely use various node-attributed network datasets to evaluate community detection quality.

In this subsection (Tables 1, 2 or 3) we collect and briefly describe the datasets that are popular in the field³. Recall that the dataset names written in **bold** in Sections 6–8 refer to the tables in this subsection. It can be observed that Tables 1, 2 or 3 contain datasets based on social network data (e.g. Facebook, LastFM and Twitter) and document or citation network data (e.g. DBLP, Wiki and Patents).

For convenience, we distinguish the datasets by size. Namely, by *small*, *medium* and *large* we mean network datasets with $< 10^3$, $10^3 \dots 10^5$ and $> 10^5$ nodes, correspondingly.

5.2. Community detection quality measures. Given a set of detected communities (overlapping or not), one needs to evaluate their quality. There are two possible options for this depending on the network dataset under consideration. If the network dataset has no ground truth, one can use various measures of structural closeness and attribute homogeneity. According to our observations, the most popular quality measures in this case are Modularity and Density for the former and Entropy for the latter. Many others such as Conductance, Permanence, Intra- and Inter-Cluster Densities, etc., are also possible. If there is ground truth, it is traditional to compare the detected communities with the ground truth ones. This

³An interested reader can find more node-attributed network datasets at [Mark Newman page](#), [HPI Information Systems Group](#), [LINQS Statistical Relational Learning Group](#), [Stanford Large Network Dataset Collection](#), [University of Verona Laboratory of Cell Trafficking and Signal Transduction](#), [Marc Plantevit page](#), [Tore Opsahl page](#), [UCINET networks](#), [Interactive Scientific Network Data Repository](#), [Citation Network Dataset](#).

TABLE 2. Most popular medium size datasets.

Dataset	Description	Source
Political Blogs	A non-classified network of 1,490 weblogs (nodes) on US politics with 19,090 hyperlinks (edges) between the weblogs. Each node has an attribute describing its political leaning as either liberal or conservative (represented by 0 and 1).	Link [2]
DBLP10K	A non-classified co-author network extracted from DBLP Bibliography (four research areas of database, data mining, information retrieval and artificial intelligence) with 10,000 authors (nodes) and their co-author relationships (edges). Each author is associated with two relevant categorical attributes: prolific and primary topic. For attribute "prolific", authors with ≥ 20 papers are labelled as highly prolific; authors with > 10 and < 20 papers are labelled as prolific and authors with ≤ 10 papers are labelled as low prolific. Node-attribute values for "primary topic" (100 research topics) are obtained via topic modelling. Each extracted topic consists of a probability distribution of keywords which are most representative of the topic.	Link [232]
DBLP84K	A larger non-classified co-author network extracted from DBLP Bibliography (15 research areas of database, data mining, information retrieval, artificial intelligence, machine learning, computer vision, networking, multimedia, computer systems, simulation, theory, architecture, natural language processing, human-computer interaction, and programming language) with 84,170 authors (nodes) and their co-author relationships (edges). Each author is associated with two relevant categorical attributes: prolific and primary topic, defined in a similar way as in DBLP10.	Link [232]
Cora	A classified network of machine learning papers with 2,708 papers (nodes) and 5,429 citations (edges). Each node is attributed with a 1433-dimension binary vector indicating the absence/presence of words from the dictionary of words collected from the corpus of papers. The papers are classified into 7 subcategories: case-based reasoning, genetic algorithms, neural networks, probabilistic methods, reinforcement learning, rule learning and theory.	Link 1 [179] Link 2 [179]
CiteSeer	A classified citation network in the field of machine learning with 3,312 papers (nodes) and 4,732 citations (edges). Each node is attributed with a binary vector indicating the absence/presence of the corresponding words from the dictionary of the 3,703 words collected from the corpus of papers. Papers are classified into 6 classes.	Link 1 [179] Link 2 [179]
Sinonet	A classified microblog user relationship network extracted from the sina-microblog website (http://www.weibo.com) with 3,490 users (nodes) and 30,282 relationships (edges). Each node is attributed with 10-dimensional numerical attributes describing the interests of the user.	Link [106]
PubMed Diabetes	A classified citation networks extracted from the PubMed database pertaining to diabetes. It contains 19,717 publications (nodes) and 44,338 citations (edges). Each node is attributed by a TF-IDF weighted word vector from a dictionary that consists of 500 unique words.	Link
Facebook100	A non-classified Facebook users network with 6,386 users (nodes) and 435,324 friendships (edges). The network is gathered from Facebook users of 100 colleges and universities (e.g. Caltech, Princeton, Georgetown and UNC Chapel Hill) in September 2005. Each user has the following attributes: ID, a student/faculty status flag, gender, major, second major/minor (if applicable), dormitory(house), year and high school.	Link [197, 198]
ego-Facebook	Dataset consists of 'circles' ('friends lists') from Facebook with 4039 nodes and 88234 edges. Facebook data was collected from survey participants using a Facebook app. The dataset includes node features (profiles), circles, and ego networks.	Link [125]
LastFM	A network gathered from the online music system Last.fm with 1,892 users (nodes) and 12,717 friendships on Last.fm (edges). Each node has 11,946-dimensional attributes, including a list of most listened music artists, and tag assignments.	Link
Delicious	A network of 1,861 nodes, 7,664 edges and 1,350 attributes. This is a publicly available dataset from the HetRec 2011 workshop that has been obtained from the Delicious social bookmarking system. Its users are connected in a social network generated from Delicious mutual fan relations. Each user has bookmarks, tag assignments, that is, [user, tag, bookmark] tuples, and contact relations within the social network. The tag assignments were transformed to attribute data by taking all tags that a user ever assigned to any bookmark and assigning those to the user.	Link
Wiki	A network with nodes as web pages. The link among different nodes is the hyperlink in the web page. 2,405 nodes, 12,761 edges, 4,973 attributes, 17 labels	Link
ego-Twitter	This dataset consists of 'circles' (or 'lists') from Twitter. Twitter data was crawled from public sources. The dataset includes node features (profiles), circles, and ego networks. Nodes 81306, Edges 1768149	Link [125]

TABLE 3. Most popular large size datasets.

Dataset	Description	Source
Flickr	A network with 100,267 nodes, 3,781,947 edges and 16,215 attributes collected from the internal database of the popular Flickr photo sharing platform. The social network is defined by the contact relation of Flickr. Two vertices are connected with an undirected edge if at least one undirected edge exists between them. Each user has a list of tags associated that he/she used at least five times. Tags are limited to those used by at least 50 users. Users are limited to those having a vocabulary of more than 100 and less than 5,000 tags.	Link [172]
Patents	A patent citation network with vertices representing patents and edges depicting the citations between. A subgraph containing all the patents from the year 1988 to 1999. Each patent has six attributes, grant year, number of claims, technological category, technological subcategory, assignee type, and main patent class. There are 1,174,908 vertices and 4,967,216 edges in the network.	Link 1 [125] Link 2 [125]
ego-G+	This dataset consists of 'circles' from Google+. Google+ data was collected from users who had manually shared their circles using the 'share circle' feature. The dataset includes node features (profiles), circles, and ego networks. Nodes 107,614, Edges 13,673,453. Each node has four features: job title, current place, university, and workplace. A user-pair(edge) is compared using knowledge graphs based on, Category: Occupations, Category: Companies by country and industry, Category: Countries, Category: Universities and colleges by country.	Link [125]

can be done, for instance, with the following popular measures: Accuracy, Normalized Mutual Information (denoted below by NMI), Adjusted Rand Index or Rand Index (denoted below by ARI and RI, correspondingly) and F -measure. We will discuss both the approaches further in Section 9.

Due to space limitations, we refer the reader to the comprehensive survey [34] and to [24, Sections 2.2 and 4], where all the above-mentioned quality measures and many others are precisely defined and discussed in detail.

6. EARLY FUSION METHODS

As we have already mentioned, these methods fuse structure and attributes before the community detection process so that the data obtained are suitable for classical community detection algorithms (thus one can use their existing software implementations).

Before we proceed, we introduce additional notation applied only to the weight-based and distance-based early fusion methods. The fact is that existing network structure may be saved or modified depending on the heuristics used in a method, therefore we distinguish

- *fixed topology methods* that use initial network structure without modifying it with respect to attributes,
- *non-fixed topology methods* that modify initial network structure with respect to attributes, in particular, add/erase edges and/or vertices.

As far as we know, there is no study on which approach is preferable. How each one influences community detection results is yet to be established.

6.1. Weight-based methods. These methods (see Tables 4 and 5) convert attributes $(\mathcal{V}, \mathcal{A})$ into a weighted *attributive* graph and further somehow merge it with structural graph $(\mathcal{V}, \mathcal{E})$. The result is a weighted graph G_W that is a substitution for node-attributed graph G , see Figure 3. Edge weights of G_W are usually assigned as follows:

$$(6.1) \quad W_\alpha(v_i, v_j) = \alpha w_S(v_i, v_j) + (1 - \alpha) w_A(v_i, v_j), \quad \alpha \in [0, 1], \quad v_i, v_j \in \mathcal{V},$$

where w_S and w_A are chosen *structural* and *attributive* similarity functions, respectively. The hyperparameter α controls the balance between structure and attributes. Clearly, if $\alpha = 1$ in (6.1), one obtains weights based only on structure; if $\alpha = 0$, then they are based only on attributes. As for w_S and w_A , $w_S(v_i, v_j)$ usually reflects existing connections in $(\mathcal{V}, \mathcal{E})$ (e.g. $w_S(v_i, v_j) = 1$, if $e_{ij} \in \mathcal{E}$, and $w_S(v_i, v_j) = 0$, otherwise), while $w_A(v_i, v_j)$ may be Cosine Similarity or Matching Coefficient values for vectors $A(v_i)$ and $A(v_j)$.

Once the weighted graph G_W is constructed, one can use classical graph clustering algorithms on it such as Weighted Louvain [21]. Sometimes G_W is instead converted to a certain distance matrix that is further used for detecting communities via distance-based clustering algorithms such as k -means or k -medoids.

It is worth mentioning that the fixed topology methods in this subclass assume that the weights (6.1) are assigned on the same set of edges \mathcal{E} as in the initial node-attributed graph G , while the non-fixed topology ones assign weights on all (or on the most part of) possible edges between nodes in \mathcal{V} .

Now let us say some words how the hyperparameter α can be chosen. A very popular approach in fixed topology methods is assuming $\alpha = 0$ in (6.1), see Table 4. This actually means that weights in G_W are based only on attributive similarity. Clearly, this may lead to dominance of attributes in the resulting fusion and disappearance of structural connections between nodes with dissimilar attributes. Varying α over the segment $[0, 1]$ in (6.1), used by the methods in Table 5, seems more adequate for controlling the impact of both the components. However, tuning α in this case is usually performed *manually*. In fact, we are unaware of any general non-manual approaches for tuning α in (6.1), although the need for such approaches has been repeatedly emphasized [24].

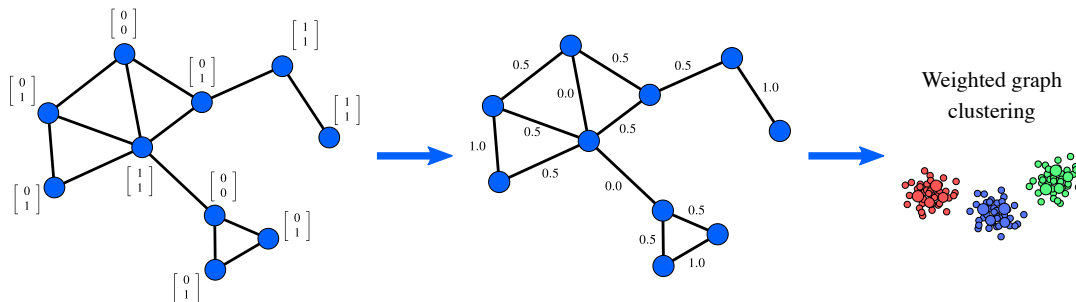


FIGURE 3. A typical scheme of a weight-based method (the attributive weights here are the values of normalized matching coefficient for the attribute vectors).

TABLE 4. Weight-based methods with $\alpha = 0$ in (6.1).

Method	Community detection method used and its input	Require the number of clusters/ Clusters overlap	Size of datasets used for evaluation	Quality measures	Topology	Datasets used	Compared with
WNev [153]	Weighted graph MinCut [111] MajorClust [184] Spectral [107]	No/No	Small	Accuracy	Fixed	Synthetic	—
WSte1 [185]	Weighted graph Threshold	No/No	Large	Modularity	Fixed	Phone Network [136]	—
WSte2 [186]	Similarity matrix (via Weighted graph and random walks) Hierarchical clustering [70, 109]	No/No	Large	Modularity	Fixed	Phone Network [136]	—
WCom1 [44]	Weighted graph Weighted Louvain [21]	Yes/No	Small	Accuracy	Fixed	DBLP*	WCom2 [44] DCom [44]
WCom2 [44]	Distance matrix (via weighted graph) Hierarchical agglomerative clustering	Yes/No	Small	Accuracy	Fixed	DBLP*	WCom1 [44] DCom [44]
AA-Cluster [5, 6]	Node embeddings (via weighted graph) k -medoids	Yes/No	Small Medium Large	Density Entropy	Fixed	Political Blogs DBLP* Patents* Synthetic	SA-Cluster [231] BAGC [217] CPIP [133]
PWMA-MILP [9]	Weighted graph Linear programming MILP [9]	No/No	Small	RI NMI	Fixed	WebKB	—
KDComm [19]	Weighted graph Iterative Weighted Louvain	No/No	Small Medium Large	F -measure Jaccard measure Rank Entropy measure	Fixed	ego-G+ Twitter* DBLP* [106] Reddit link	CPIP [133] JCDC [229] UNCut [224] SI [154]

Note that the choice of similarity functions w_S and w_A is usually determined by preferences of the authors of a particular method. The systematic study of how such a choice influences the community detection results is yet to be done.

Remark 1. The weight-based strategy has been applied to more general networks than considered in the present survey. For example, [17] and [162] use a similar scheme to detect communities in *multi-layer* networks. Another example is SANS [163] that works with *directed* node-attributed graphs. Edge weighting similar to (6.1) is also applied in FocusCO [166]. Although it is not a purely unsupervised community detection method (it requires user’s preferences on some of the attributes), it can simultaneously extract local clusters and detect outliers in a node-attributed social network.

Remark 2. Let us mention that there exist community detection methods similar ideologically (attributes \rightarrow edge weights \rightarrow weighted graph node embeddings⁴ \rightarrow k -means) but preceding to recently proposed **AA-Cluster** [5, 6]. Namely, GraphEncoder [194] and GraRep [31] also first convert a node-attributed graph into a weighted one according to (6.1) with $\alpha = 0$ and then find corresponding node embeddings. The embeddings are further fed to k -means algorithm to detect communities. However, in opposite to [5, 6], [194] and [31] mostly focus on node embedding techniques for a weighted graph than on the community detection task.

6.2. Distance-based methods. Methods discussed in the previous subsection aim at representing structure and attributes in a unified graph form suitable for further graph clustering. In opposite, distance-based methods intentionally abandon graph representation in favor of the representation via a distance matrix that contains information about structure and attributes. The distance matrix is usually obtained by fusing the components by a structure- and attributes-aware distance function, see Figure 4. The matrix can be further fed to distance-based clustering algorithms such as k -means and k -medoids. Note that the resulting clusters may contain disconnected portions of initial graph G as the graph structure is removed at the fusion step [5, Section 3.3].

The distance function fusing structure and attributes is often of the form

$$(6.2) \quad D_\alpha(v_i, v_j) = \alpha d_S(v_i, v_j) + (1 - \alpha) d_A(v_i, v_j), \quad \alpha \in [0, 1], \quad v_i, v_j \in \mathcal{V},$$

where d_S and d_A are *structural* and *attributive* distance functions, correspondingly. As in the case of (6.1), α in (6.2) controls the balance between the components; how to choose it “properly” seems to be

⁴Low-dimensional continuous vector representations of graph nodes. See also Subsection 6.4.

TABLE 5. Weight-based methods with $\alpha \in [0, 1]$ in (6.1).

Method	α in (6.1)	Community detection method used and its input	Require the number of clusters/ Clusters overlap	Size of datasets used for evaluation	Quality measures	Topology	Datasets used	Compared with
WWan [205]	$[0, 1]$ in theory $\frac{1}{2}$ in experiments	Edge similarity matrix (via weighted graph) EdgeCluster [192] (k -means variant)	Yes	Small	NMI Micro-F1 Macro-F1	Non-fixed: removing edges	Synthetic BlogCatalog Delicious*	Non-overlapping co-clustering [57]
SAC2 [54]	$[0, 1]$	kNN (unweighted) graph (via weighted graph) (Unweighted) Louvain [21]	No/ No	Small Medium	Density Entropy	Non-fixed: removing edges	Political Blogs Facebook100 DBLP10K	SAC1 [54] WSte2 [186] Fast greedy [41] for weighted graph
WCru [50, 51]	$[0, 1]$ in theory Not specified in experiments	Weighted graph Weighted Louvain [21]	No	Medium	Modularity Intracluster distance	Fixed	Twitter*	—
CODICIL [172]	$[0, 1]$ in theory $1/2$ in some experiments	Weighted graph Metis [112] Markov Clustering [177]	No	Small Medium Large	F -measure	Non-fixed: adding and removing edges	CiteSeer* Flickr* Wikipedia*	Inc-Cluster [232] PCL-DC [222] Link-PLSA-LDA [151]
WMen [141]	Not specified	Weighted graph/Distance matrix for the weighted graph SLPA [213] Weighted Louvain [21] K-medoids [226]	Yes-No/ Yes-No	Small Medium	NMI F -measure Accuracy	Fixed	Lazega Research Consult LFR benchmark [120]	CODICIL [172] SA-Cluster [231]
PLCA-MILP [9]	$[0, 1]$	Weighted graph Linear programming MILP [9]	No/No	Small	RI NMI	Non-fixed: adding and removing edges	WebKB	SCD [131] ASCD [171] SCI [206] PCL-DC [222] Block-LDA [14]
kNN-enhance [106]	May be thought as $\alpha = 1/2$, k NN by attributes	Distance matrix (of an edge-augmented graph) k NN k -means	No/No	Medium	Accuracy NMI F -Measure Modularity Entropy	Non-fixed: adding edges	Cora Citeseer Sinanet PubMed Diabetes DBLP*	PCL-DC [222] PPL-DC [221] PPSB-DC [33] CESNA [220] cohsMix [227] BAGC [214] GBAGC [217]) SA-Custer [231] Inc-Cluster [232] CODICIL [172] GLFM [127]
IGC-CSM [152] (source)	$[0, 1]$ in theory $1/2$ in comparison experiments	Distance matrix for the weighted graph k -Medoids	Yes/ No	Medium	Density Entropy	Fixed	Political Blogs DBLP10K	SA-Cluster [231] SA-Cluster-Opt [40]
AGPFC [93]	$[0, 1]$ in theory, manually tuned in experiments	Fuzzy equivalent matrix λ -cut set method	No/Yes	Small Medium	Density Entropy	Fixed	Political Blogs CiteSeer Cora WebKB	SA-Cluster [231] BAGC [214]
NMLPA [98]	$1/2$	Weighted graph A multi-label propagation algorithm	Yes/ Yes	Medium	$F1$ -score Jaccard Similarity	Fixed	ego-Facebook Flickr* [172] ego-Twitter	CESNA [220] SCI [206] CDE [129]

an open problem, too. As for the distance functions, it is common to define $d_S(v_i, v_j)$ as the shortest path length between v_i and v_j . Possible options for $d_S(v_i, v_j)$ are the Jaccard or Minkowski distances between vectors $A(v_i)$ and $A(v_j)$.

Short descriptions for known distance-based methods are given in Table 6. Note that **ANCA** [65, 66] and **SToC** [15] employ a bit different fusion than in (6.2) but nevertheless still deal with certain structure- and attribute-aware distances.

Remark 3. There exist distance-based methods for *multi-layer* networks. For example, **CLAMP** [161] is an method for clustering networks with heterogeneous attributes and multiple types of edges that uses a distance function similar to (6.2), in a sense.

6.3. Node-augmented graph-based methods. Methods from this subsection (see Table 7) transform initial node-attributed graph G into another node-augmented graph \tilde{G} , with nodes from \mathcal{V} and new *attributive* nodes representing attributes, see Figure 5. To be more precise, suppose that $\text{dom}(a_k) = \{s_l\}_{l=1}^{L_k}$,

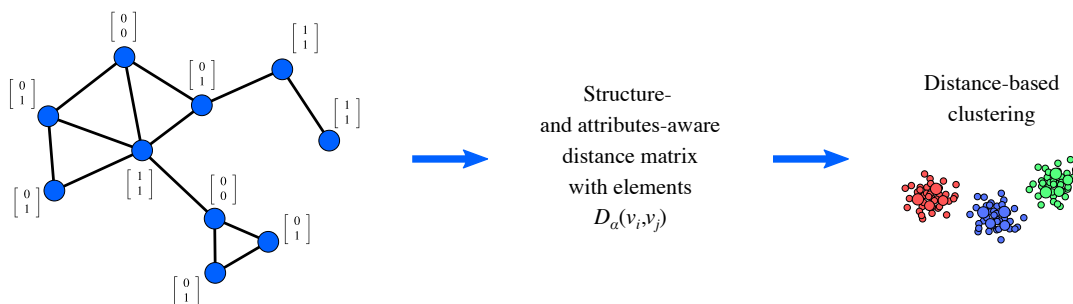


FIGURE 4. A typical scheme of a distance-based method.

i.e. the domain of k th element (attribute) of attribute vector A contains L_k possible values. Then one should create L_k new attribute nodes $\tilde{v}_{k,l}$ corresponding to l th value of k th attribute. Such a procedure is performed for $k = 1, \dots, d$, where $d = \dim A$. The set $\mathcal{V}_A := \{\tilde{v}_{k,l}\}$, where $k = 1, \dots, d$ and $l = 1, \dots, L_k$,

TABLE 6. Distance-based methods.

Method	α in (6.2)	Community detection method used and its input	Require the number of clusters/ Clusters overlap	Size of datasets used for evaluation	Quality measures	Topology	Datasets used	Compared with
DCom [44]	[0, 1]	Distance matrix Hierarchical agglomerative clustering	Yes/No	Small	Accuracy	Non-fixed: added edges	DBLP*	WCom1 [44] WCom2 [44]
DVil [159, 201]	[0, 1]	Distance matrix Self-organizing maps [159, 201]	No/No	Small Medium	NMI	Non-fixed: added edges	Synthetic Medieval Notarial Deeds	—
SToC [15]	Maybe thought depending on the values of d_S and d_A	Distance matrix τ -close clustering [15]	No/No	Medium Large	Modularity Within-Cluster Sum of Squares	Non-fixed: added edges	DBLP10K DIRECTORS* DIRECTORS-gcc*	Inc-Cluster [232] GBAGC [217]
@NetGA [169]	$\alpha \in [0, 1]$ in general $\alpha = 1/2$ in experiments	Distance matrix Genetic algorithm	No/No	Medium	NMI	Non-fixed: added edges	Synthetic	SA-Cluster [231] CSPA [62, 187] Selection [62]
ANCA [65, 66]	Maybe thought as $\alpha = 1/2$	Distance matrix k -means	Yes/No	Medium	Adjusted Rand Index NMI Density Modularity Conductance Entropy	Fixed	Synthetic DBLP10K Enron email corpus	SA-Cluster [231] SAC1-SAC2 [54] IGC-CSM [152] WSte1 [185] ILouvain [45]

TABLE 7. Node-augmented graph distance-based methods.

Method	Graph augmentation	Community detection method used and its input	Require the number of clusters/ Clusters overlap	Size of datasets used for evaluation	Quality measures	Datasets used	Compared with
SA-Cluster [231] Inc-Cluster [39, 232] SA-Cluster-Opt [40]	New nodes and edges	Distance matrix (via neighbourhood random walks) Modified k -medoids [231]	Yes/No	Small Medium	Density Entropy	Political Blogs DBLP10K DBLP84K	W-Cluster [231] (based on (6.2)) SA-Cluster [231] Inc-Cluster [39, 232] SA-Cluster-Opt
SCMAG [101]	New nodes and edges	Distance matrix (via neighbourhood random walks) Subspace clustering algorithm based on ENCLUS [38]	No/Yes	Medium	Density Entropy	IMDB Arnetminer bibliography*	SA-Cluster [231] GAMer [87]

is then the set of attributive nodes. An edge between structural node $v_i \in \mathcal{V}$ and attributive node $\tilde{v}_{k,l}$ in \tilde{G} exists if $a_k(v_i) = s_l$. Community detection is further performed in \tilde{G} . The methods in Table 7 propose to apply random walks [196] to obtain a certain distance matrix for \tilde{G} and further use it in a distance-based clustering algorithm.

Note that the above-mentioned augmentation is not applicable to continuous attributes. What is more, \tilde{G} contains much more nodes and edges than G (especially if d and L_k , $k = 1, \dots, d$, are large) and this makes the methods from this subclass rather computationally expensive.

6.4. Embedding-based methods. As is well-known, a graph as a traditional representation of a network brings several difficulties to network analysis. As mentioned in [53], graph algorithms suffer from high computational complexity, low parallelisability and inapplicability of machine learning methods. Novel embedding techniques aim at tackling this by learning *node embeddings*, i.e. low-dimensional continuous vector representations for network nodes so that main network information is efficiently encoded [30, 53, 78]. Roughly speaking, node embedding techniques allow to convert a graph with n nodes into a set of n vectors.

In the context of node-attributed social networks, the objective of node embedding techniques is efficient encoding both structure and attributes [31, 72, 191]. We are not going to provide general details on the techniques as this has been already done in the surveys [30, 53]. Let us just mention that having node embeddings (i.e. vectors) at hand allows one to use classical distance-based clustering algorithms such as k -means to detect communities, see Figure 6.

It turns out that there exists a rich bibliography on node embedding techniques for attributes networks of different type [30, 53]. However, not all of them have been applied to the community detection task (the classification task is typically considered). Taking this into account, we confine ourselves in this

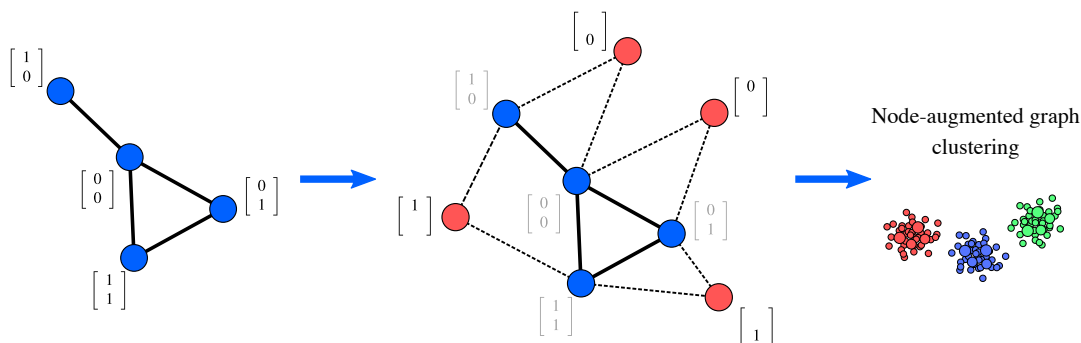


FIGURE 5. A typical scheme of a node-augmented graph-based method.

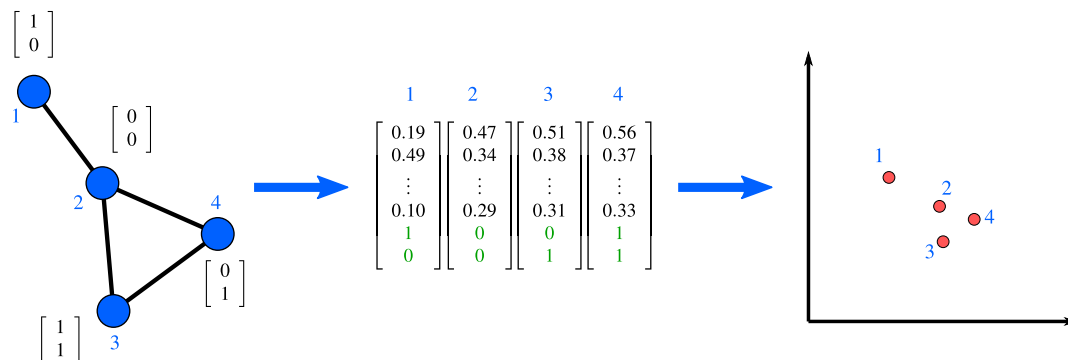


FIGURE 6. A possible scheme of an embedding-based method (the attribute vectors are here concatenated with the node embeddings and then fed to k -means).

survey only to the embedding-based (early fusion) methods that have been used for community detection in node-attributed social or document networks and compared with other community detection methods. The results are presented in Table 8.

Remark 4. Various embedding techniques applicable for community detection in *multi-layer* networks are considered e.g. in [37, 102, 165].

6.5. Pattern mining-based (early fusion) methods. Recall that a motif is a pattern of the interconnection occurring in real-world networks at numbers that are significantly higher than those in random networks [143]. Motifs are considered as building blocks for complex networks [143]. We found just one community detection method for node-attributed social networks using such patterns, namely, **AHMotif** [126], see Table 9. This method equips structural motifs identified in the network with the so-called homogeneity value based on node attributes involved in the motif. This information is stored in a special adjacency matrix that can be an input to classical community detection algorithms.

7. SIMULTANEOUS FUSION METHODS

Recall that simultaneous fusion methods fuse structure and attributes in a joint process with community detection. For this reason, these methods often require special software implementation, in contrast to early and late fusion methods that partially allow one to use existing implementations of classical community detection algorithms.

TABLE 8. Embedding-based methods.

Method	Embedding technique	Community detection method used and its input	Require the number of clusters/ Clusters overlap	Size of datasets used for evaluation	Quality measures	Datasets used	Compared with
PLANE [122]	A generative model and EM [55]	Node embeddings <i>k</i> -means	Yes/No	Small Medium	Accuracy	Cora*	Relational Topic Model [36]+Topic Distributions Embedding [105]
DANE [72]	Autoencoder	Node Embeddings <i>k</i> -means	Yes/No	Medium	Accuracy	Cora CiteSeer PubMed Diabetes Wiki	Embeddings obtained via TADW [218] LANE [99] GAE [114] VGAE [114] GraphSAGE [90]
CDE [129]	Structure embedding matrix	Structure embedding matrix and attribute matrix Non-negative matrix factorization	Yes/(Yes/No)	Small Medium	Accuracy NMI Jaccard similarity F1-score	Cora CiteSeer WebKB Flickr* Philosophers [4] ego-Facebook	PCL-DC [222] Circles [125] CESNA [220] SCI [206]
MGAE [203]	Autoencoder	Node embeddings Spectral clustering	Yes/No	Medium	Accuracy NMI <i>F</i> -score Precision Recall Average Entropy Adjusted Rand Index	Cora CiteSeer Wiki	Circles [125] RTM [36] RMSC [211] Embeddings obtained via TADW [218] VGAE [114]

TABLE 9. Pattern mining-based (early fusion) methods.

Method	Pattern used	Community detection method used and its input	Require the number of clusters/ Clusters overlap	Size of datasets used for evaluation	Quality measures	Datasets used	Compared with
AHMotif [126]	Motif	Structure- and attributes-aware adjacency matrix Permanence [35] Affinity Propagation [71]	Yes/No	Medium	NMI Accuracy	Cora WebKB	—

TABLE 10. Methods modifying objective functions of classical clustering algorithms

Method	Modified algorithm	Require the number of clusters/ Clusters overlap	Size of datasets used for evaluation	Quality measures	Datasets used	Compared with
OCru [51]	Louvain [21] Added attribute Entropy minimization	No/No	Medium	Modularity Entropy	Facebook100	—
SAC1 [54]	Louvain [21] Added attribute similarity maximization	No/ No	Small Medium	Density Entropy	Political Blogs Facebook100 DBLP10K	SAC2 [54] WSte2 [186] Fast greedy [41] for weighted graph
ILouvain [45] (source)	Louvain [21] Added maximization of attribute-aware Inertia	No/ No	Small Medium	NMI Accuracy	DBLP+Microsoft Academic Search* Synthetic	ToTeM [44]
LAA/LOA [11]	Louvain [21] Modularity gain depends on attributes	No/No	Small	Density Modularity	London gang [79] Italy gang Polbooks Adjnoun [155] Football [76]	—
MAM [176] (source)	Louvain-type algorithm with attribute-aware Modularity+Outlier detection	No/No	Small Medium Large	F1-score Attribute-aware Modularity	Synthetic Disney [148] DFB [88] ARXIV [88] IMDB [88] DBLP* Patents* Amazon [175]	CODA [73]
UNCut [224]	Normalized Cut Added attributes-aware Unimodality Compactness	Yes/No	Small Medium	NMI ARI	Disney [148] DFB [88] ARXIV [88] Political Blogs 4area [166] Patents	SA-cluster [231] SSCG [88] NNM [181]
NetScan [64, 74]	An approximation algorithm for the connected k -Center optimization problem (structure and attributes involved)	Yes/Yes	Small Medium	Accuracy	Professors* Synthetic DBLP* BioGRID+Spellman	—
JointClust [147]	An approximation algorithm for the Connected X Clusters problem (structure and attributes involved)	No/No	Medium	Accuracy	DBLP* CiteSeer* Corel stock photo collection	—
SS-Cluster [67]	k -Medoid with structure- and attributes-aware objective functions	Yes/No	Medium	Density Entropy	Political Blogs DBLP10K	SA-cluster [40, 231] W-cluster [40] k SNAP [195]
Adapt-SA [128]	Weighted k -means for d -dimensional representations of structure and attributes	Yes/No	Medium	Accuracy NMI F-measure Modularity Entropy	Synthetic WebKB Cora Political Blogs CiteSeer DBLP10K	CODICIL [172] SA-Cluster [230] Inc-Cluster [232] PPSB-DC [33] PCL-DC [222] BAGC [214]
kNAS [22]	kNN with added Semantic Similarity Score	Yes/Yes	Medium	Density Tanimoto Coefficient	DBLP* Facebook* Twitter*	SA-Cluster-Opt [40] CODICIL [172] NISE [209]

7.1. Methods modifying objective functions of classical clustering algorithms. Table 10 contains⁵ short descriptions of simultaneous fusion methods that modify objective functions of well-known clustering algorithms such as Louvain, Normalized Cut, k -means, k -medoids and kNN . Their main idea is to adapt a classical method (that works, for example, only with network structure originally) for using both structure and attributes in the optimization process. For example, if one wants to modify Louvain [21] whose original objective function is structure-aware Modularity, one can include an attributes-aware objective function, say, Entropy in the optimization process. Then Modularity is maximized and Entropy is minimized simultaneously in an iterative process similar to that of Louvain [21].

7.2. Metaheuristic-based methods. Methods in this subclass are rather similar ideologically to those in Subsection 7.1. However, instead of modifying objective functions and iterative processes of well-known community detection algorithms, they directly apply metaheuristic algorithms (in particular, evolutionary algorithms and tabu search) to find a node-attributed network partition that provides optimal values for certain measures of structural closeness and attribute homogeneity. More precisely, they use metaheuristics for optimization of a combination of structure- and attributes-aware objective functions, for

⁵The authors of **ILouvain** [45] claim that they compare their method with ToTeM [44], “another community detection method designed for attributed graphs”. However, it seems that there is an inaccuracy with it as we could not find in [44] any method called ToTeM.

TABLE 11. Metaheuristic-based methods.

Method	Metaheuristic optimization algorithm	Require the number of clusters/ Clusters overlap	Size of datasets used for evaluation	Quality measures	Datasets used	Compared with
MOEA-SA [130]	Multiobjective evolutionary algorithm (Modularity and Attribute Similarity are maximized)	No/No	Small Medium	Density Entropy	Political Books Political Blogs Facebook100 ego-Facebook	SAC1-SAC2 [54] SA-Cluster [231]
MOGA-@Net [168]	Multiobjective genetic algorithm (optimizing Modularity, Community score, Conductance, attribute similarity)	No/No	Small Medium	NMI Cumulative NMI Density Entropy	Synthetic Cora Citeseer Political books Political Blogs ego-Facebook	SA-cluster [231] BAGC [214] OCru [52] Selection [62] HGPA-CSPA [62, 187]
JCDC [229]	Tabu search and gradient ascent for a certain structure- and attributes-aware objective function	Yes/No	Small Medium	NMI	Synthetic World trade [158] Lazega	CASC [20] CESNA [220] BAGS [214]

example, Modularity and Attributes Similarity. Short descriptions of the methods from this subclass are given in Table 11.

7.3. Non-negative matrix factorization-based and matrix compression-based methods. Non-negative matrix factorization (NNMF) is a matrix technique that consists in approximating a non-negative matrix with high rank by a product of non-negative matrices with lower ranks so that the approximation error by means of the Frobenius norm⁶ F is minimal. As is well known, NNMF is able to find clusters in the input data [123].

To be applied to community detection in node-attributed social networks, NNMF requires a proper adaptation to fuse both structure and attributes. Different versions of such an adaptation have been proposed, see Table 12.

To be more formal in describing the corresponding NNMF-based methods, let us introduce additional notation. Let $\mathbf{S}_{n \times n}$ denote the adjacency matrix for the network structure (as before, n is the number of nodes), $\mathbf{A}_{n \times d}$ the node attribute matrix for the network attributes (d is the dimension of attribute vector A), N the number of required clusters (it is an input in NNMF-based methods), $\mathbf{U}_{n \times N}$ the cluster membership matrix whose elements indicate the association of nodes with communities, and finally $\mathbf{V}_{d \times N}$ denotes the cluster membership matrix whose elements indicate the association of the attributes with the communities. In these terms, the aim of NNMF-based methods is to use known matrices \mathbf{S} , \mathbf{A} and the number of clusters N in order to determine the unknown matrices \mathbf{U} and \mathbf{V} in an iterative optimization procedure. For example, **SCI** [206] models structural closeness as $\min_{\mathbf{U} \geq 0} \|\mathbf{S} - \mathbf{U}\mathbf{U}^T\|_F^2$ and attribute homogeneity as $\min_{\mathbf{V} \geq 0} \|\mathbf{U} - \mathbf{A}\mathbf{V}\|_F^2$. It is also proposed to select the most relevant attributes for each community by adding an l_1 norm sparsity term to each column of matrix \mathbf{V} . As a result, one obtains the following optimization problem:

$$\min_{\mathbf{U} \geq 0, \mathbf{V} \geq 0} \left(\alpha_1 \|\mathbf{S} - \mathbf{U}\mathbf{U}^T\|_F^2 + \|\mathbf{U} - \mathbf{A}\mathbf{V}\|_F^2 + \alpha_2 \sum_j \|\mathbf{V}(\cdot, j)\|_1^2 \right),$$

where $\alpha_1 > 0$ controls the impact of structure and $\alpha_2 \geq 0$ the sparsity penalty. This problem is further approximately solved in an iterative process according to Majorization-Minimization framework [4].

Remark 5. An NNMF-based community detection method for *multi-layer* networks is given in [104].

Now we briefly describe **PICS** [7], the method adopting matrix compression⁷ for community detection in node-attributed social networks. **PICS** uses lossless compression principles from [80] to simultaneously compress the network adjacency matrix \mathbf{S} and the attribute matrix \mathbf{A} . As a result of the compression, certain homogeneous rectangular blocks in the matrices can be determined. Groups of the nodes corresponding to the blocks are considered as communities. One should be aware however that nodes within communities found by **PICS** may not be densely connected due to the definition of a community in [7].

⁶A matrix norm defined as the square root of the sum of the absolute squares of matrix elements.

⁷The aim of compression methods is to find a shorter form of describing the same information content.

TABLE 12. Non-negative matrix factorization-based and matrix compression-based methods.

Algorithm	Factorization/ compression type	Require the num- ber of clusters/ Clusters overlap	Size of datasets used for evalua- tion	Quality measures	Datasets used	Compared with
NPei [164]	3-factor NNMF	Yes/Yes	Small Medium	Purity	Twitter DBLP*	Relational Topic Model [36]
3NCD [157]	2-factor NNMF	Yes/Yes	Medium Large	F1-score Jaccard similarity	ego-Facebook ego-Twitter ego-G+	CESNA [220]
SCI [206]	2-factor NNMF	Yes/Yes	Medium	ACC NMI GNMI <i>F</i> -measure Jaccard similarity	Citeseer Cora WebKB LastFM	PCL-DC [222] CESNA [220] DCM [170]
JWNMF [101]	2-factor NNMF	Yes/Yes	Small Medium	Modularity Entropy NMI	Amazon Fail dataset Disney dataset Enron dataset DBLP-4AREA dataset WebKB Citeseer Cora	BAGC [214] PICL [7] SANS [163]
SCD [131]	2- and 3-factor NNMF	Yes/Yes-No	Small Medium	Accuracy NMI	Twitter WebKB	SCI [206]
ASCD [171]	2-factor NNMF	Yes/Yes-No	Small Medium	ACC NMI <i>F</i> -measure Jaccard similarity	LastFM WebKB Cora Citeseer ego-Twitter* ego-Facebook*	Block-LDA [14] PCL-DC [222] SCI [206] CESNA [220] Circles [139]
CFOND [89]	2- and 3-factor NMF	Yes/(Yes/No)	Medium	Accuracy NMI	Cora CiteSeer PubMed Attack Synthetic	GNMF [29] DRCC [81] LP-NMTF [204] iTopicModel [188]
MVCNMF [92]	2-factor NMF	Yes/Yes	Small Medium	Density Entropy	Political Blogs CiteSeer Cora WebKB ICDM (DBLP*)	FCAN [97] SACTL [216] kNAS [22]
PICS (source) [7]	Matrix compres- sion (finding rect- angular blocks)	No/No	Small Medium	Anecdotal and vi- sual study	Youtube [144] Twitter* Phoncall [61] Device [61] Political Books (link) Political Blogs	—

TABLE 13. Pattern mining-based (simultaneous fusion) methods.

Method	Patterns used	Require the number of clusters/ Clusters overlap	Size of datasets used for evaluation	Quality measures	Datasets used	Compared with
DCM [170] (source)	Semantic patterns (<i>queries</i>)	Yes/Yes	Small Medium	Community score Conductance Intra-cluster density Modularity	Delicious LastFM Flickr	—
COMODO [12]	Semantic patterns	Yes/Yes	Small Medium	Description complexity Community size	BibSonomy [16] Delicious LastFM	DCM [170]
ACDC [113]	Maximal cliques	Yes/Yes	Medium	Density	Political Blogs	SA-Cluster [231] SAC1-SAC2 [54]

7.4. Pattern mining-based (simultaneous fusion) methods. Pattern mining in node-attributed social networks focuses on extraction of patterns, e.g. subsets of specific attributes or connections⁸, in network structure and attributes [13]. Among other things, this helps to make sense of a network and to understand how it was formed. In the context of community detection, the extracted patterns are used as building blocks for communities.

There are many papers devoted to pattern mining in social networks [13] but the majority of them do not deal with the task of community detection. The ones relevant to the topic of this survey are presented in Table 13. It is worth mentioning here that it is common for pattern mining-based methods to detect communities not in the whole network but in its part only (e.g. [12, 170]).

⁸An example of a pattern is a maximal clique [24, 113]. Recall that a clique is a subset of nodes in an undirected graph such that every two nodes are adjacent. A clique is called maximal if there is no other clique that contains it.

Remark 6. ABACUS [18] detects communities by extracting patterns in *multi-layer* networks.

7.5. Probabilistic model-based methods. Methods from this subclass probabilistically infer the distribution of community memberships for nodes in a node-attributed social network under the assumption that network structure and attributes are generated according to chosen parametric distributions. Generative and discriminative models are mainly used for the inferring. It is worth mentioning that it is though a non-trivial task to “properly” choose a priori distributions for structure and attributes [5].

Short descriptions of the methods from this subclass are given in Table 14. Pay attention that this table does not contain any method preceding to [222] and this requires the following additional comments. According to [222], several probabilistic model-based clustering methods for node-attributed networks had been proposed before [222], for example, in [43, 63, 151]. However, they focus on node-attributed *document* networks which are out of scope of the present survey. That is why they are non included in Table 14.

Remark 7. TUCM [173] proposes a generative Bayesian model for detecting communities in *multi-layer* networks where different types of interactions between social actors are possible.

TABLE 14. Probabilistic model-based methods.

Method	Model features	Require the number of clusters/ Clusters overlap	Size of datasets used for evaluation	Quality measures	Datasets used	Compared with
PCL-DC [222]	Conditional Link Model Discriminative Content model	Yes/No	Medium	NMI Pairwise F -measure Modularity Normalized cut	Cora Siteseer	PHITS-PLSA [43] LDA-Link-Word [63] Link-Content-Factorization [233]
CohsMix [227]	MixNet model [183]	Yes/No	Small	Rand Index	Synthetic Exalead.com search engine dataset	Multiple view learning [228] Hidden Markov Random Field [10]
BAGC [214] GBAGC [217]	a Bayesian treatment on distribution parameters	Yes/No	Medium	Modularity Entropy	Political Blogs DBLP10K DBLP84K	Inc-Cluster [232] PICS [7]
VEM-BAGC [32]	Based on BAGC [214]	Yes/No	Medium	Modularity Entropy	Political Blogs Synthetic networks	BAGC [214]
PPSB-DC [33]	Popularity-productivity stochastic block model and discriminative content model	Yes/No	Medium	normalized mutual information (NMI) Pairwise F measure (PWF) Accuracy	Cora CiteSeer WebKB	PCL-DC [222] PPL-DC [221]
CESNA [220]	A probabilistic generative model assuming communities generate network structure and attributes	No/Yes	Medium Large	Evaluation	ego-Facebook ego-G+ ego-Twitter Wikipedia* (philosophers) Flickr	CODICIL [172] Circles [139] Block-LDA [14]
Circles [139]	A generative model for friendships in social circles	Yes/Yes	Medium Large	Balanced Error Rate	ego-Facebook ego-G+ ego-Twitter	Block-LDA [14] Adapted Low-Rank Embedding [225]
SI [154]	A modified version of a stochastic block model [96]	Yes/No	Small Medium	Normalized mutual information (NMI)	Synthetic High school friendship network Food web of marine species in the Weddell Sea Harvard Facebook friendship network Malaria HVR 5 and 6 gene recombination network	—
NEMBP [94]	A generative model with learning method using a nested EM algorithm with belief propagation	Yes/(Yes/No)	Small Medium	Accuracy NMI GNMI F -score Jaccard	WebKB ego-Twitter* ego-Facebook* CiteSeer Cora Wikipedia* Pubmed	Block-LDA [14] PCL-DC [222] CESNA [220] DCM [170] SCI [206]
NBAGC-FABAGC [215]	A nonparametric and asymptotic Bayesian model selection method based on BAGC [214]	No/No	Medium	NMI Modularity Entropy	Synthetic Political Blogs DBLP10K DBLP84K	PICS [7]

TABLE 15. Dynamical system-based and agent-based methods.

Method	Description	Require the number of clusters/ Clusters overlap	Size of datasets used for evaluation	Quality measures	Datasets used	Compared with
CPIP-CPRW [133]	Content (information) propagation models: a linear approximate model of influence propagation (CPIP) and content propagation with the random walk principle (CPRW)	Yes/Yes	Medium	F-score Jaccard Similarity NMI	CiteSeer Cora ego-Facebook PubMed Diabetes	Adamic Adar [1] PCL-DC [222] Circles [125] CODICIL [172] CESNA [220]
CAMAS [28]	Each node with attributes as an autonomous agent with influence in a cluster-aware multi-agent system	No/Yes	Medium Large	Coverage Rate Normalized Tightness Normalized Homogeneity F1-Score Jaccard Adjusted Rand Index	Synthetic ego-Facebook ego-Twitter* ego-G+	CESNA [220] EDCAR [85]
SLA [27]	A dynamic cluster formation game played by all nodes and clusters in a discrete-time dynamical system	Yes/No	Medium Large	Density Entropy F1-score	Delicious LastFM ego-Facebook ego-Twitter* ego-G+	CESNA [220] EDCAR [85]

7.6. Dynamical system-based and agent-based methods. Methods from this subclass (see Table 15) treat a node-attributed social network as a dynamic system and assume that its community structure is a consequence of certain interactions among nodes (of course, the attributes are thought to affect the interactions). Some of the methods assume that the interactions occur in an information propagation process, i.e. while information is sent to or received from every node. Others comprehend each node as an autonomous agent and develop a multi-agent system to detect communities. Note that these approaches are rather recent and consider community detection in node-attributed social networks from a new perspective. Furthermore, they seem to be efficient for large networks as can be easily parallelized.

8. LATE FUSION METHODS

Recall that late fusion methods intend to fuse structural and attributive information after the community detection process. More precisely, community detection is first separately performed for structure (e.g. by Louvain [21]) and attributes (e.g. by k -means [91]). After that, the partitions obtained are fused somehow in order to get the resulting structure- and attributes-aware partition, see Figure 7.

Note that late fusion methods usually allow a researcher/data scientist to use existing implementations of classical community detection and consensus clustering algorithms to get the required partition.

8.1. Consensus-based methods. Given a set (also known as an ensemble) of partitions, the general goal of consensus clustering algorithms is to find a single consolidated partition that aggregates information in the ensemble [82, 118, 187, 189, 190]. A recent survey on such methods can be found e.g. in [23]. The idea behind consensus clustering is clearly appropriate for community detection in node-attributed social

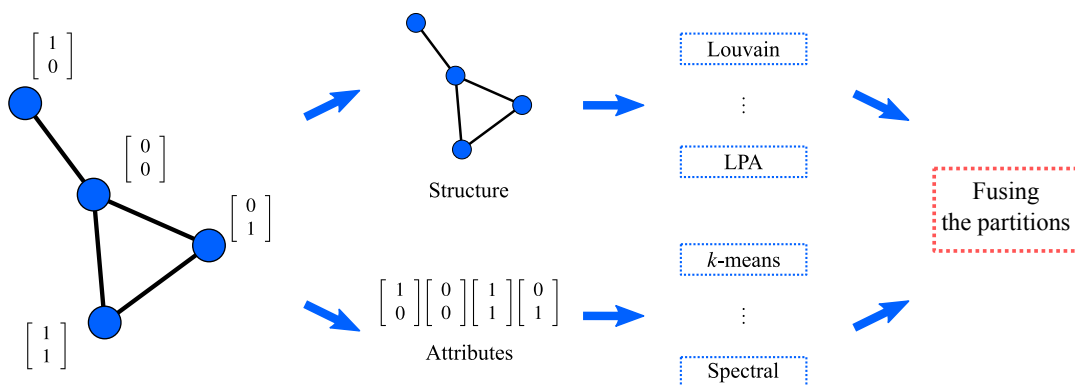


FIGURE 7. A typical scheme of a late fusion method.

TABLE 16. Consensus-based methods.

Method	Fusing the partitions	Require the number of clusters/ Clusters overlap	Size of datasets used for evaluation	Quality measures	Datasets used	Compared with
LCru [49]	Row-manipulation in the contingency matrix for the partitions	No/No	Small Medium	ARI Density Entropy	Facebook* DBLP10K	—
Multiplex [100]	Multiplex representation scheme (attributes and structure are clustered separately as layers and then combined via consensus [193])	No/Yes	Medium Large	F1-score	Synthetic ego-Twitter ego-Facebook ego-G+	CESNA [220] 3NCD [157]
WCMFA [134]	Association matrix with weighting based on structure- and attributes-aware similarity	Depends on the partitions	Small	Rand index ARI NMI	Consult [48] London Gang [79] Montreal Gang [56]	WMen [141]

TABLE 17. Switch-based methods.

Method	Fusing the partitions	Require the number of clusters/ Clusters overlap	Size of datasets used for evaluation	Quality measures	Datasets used	Compared with
Selection [62]	Switching between the partitions	Depends on the partitions	Medium	NMI Modularity	Synthetic LFR benchmark [120] DBLP84K	BAGC [214] OCru [51] SA-Cluster [231] HGPA-CSPA [187]

networks if one has an ensemble of partitions obtained separately (or maybe even jointly) for structure and attributes. Table 16 contains short descriptions of the methods applying the idea.

Remark 8. General-purpose consensus clustering algorithms for *multi-layer* networks are considered in [82, 189, 190].

8.2. Switch-based methods. The only method included in this subclass (see Table 17) also deals with partitions obtained separately for structure and attributes but chooses a more “preferable” one instead of finding consensus. Namely, **Selection** [62] switches from a structure-based to an attributes-based partition when the former one is *ambiguous*. This refers to the case when the so-called *estimated mixing parameter* μ for the structure-based partition is less than a certain experimental value μ_{lim} associated with a significant drop in clustering quality on synthetic networks [120]. An interested reader can find the precise definitions of μ and μ_{lim} in [62, 120].

9. ANALYSIS OF THE OVERALL SITUATION IN THE FIELD

The information collected in Sections 6–8 allows us to analyze the overall situation in the field. Particularly, we would like to determine which methods are *state-of-the-art*⁹. This is probably what a researcher/data scientist facing the community detection problem in node-attributed social networks expects from our survey.

We start with observing the directed graph based on the information in Sections 6–8 and showing method-method comparisons, see Figure 9. It requires several comments though. First, there are methods in Sections 6–8 that are not compared with others for community detection in node-attributed networks or compared with a few. For this reason, we include in the graph only nodes (representing methods) whose degree is at least two. This means that there are at least two comparison experiments with each method presented in Figure 9. Note that 46 methods are shown in the graph of 75 classified in the survey. Second, the directed edges in the graph show the existing method-method comparisons. For example, the directed edge from node **CESNA** [220] to node **CODICIL** [172] indicates that the authors of **CESNA** [220] compared their method with **CODICIL** [172] and showed that **CESNA** [220] outperforms **CODICIL** [172] in some sense (community detection quality, computational efficiency, etc.). This is applied to all edges in the graph.

What is more, we used PageRank to detect the most important or, better to say, *most influential methods* in the field. Nodes with the highest PageRank values are filled green in Figure 9 so that the darker green means the higher PageRank. It turns out that the most influential ones are (in the order they discussed in Sections 6–8):

⁹According to Cambridge Dictionary, state-of-the-art means “the best and most modern of its type”.

- weight-based **SAC2** [54] and **CODICIL** [172] (Subsection 6.1),
- node-augmented graph-based **SA-Cluster** [231], **Inc-Cluster** [39, 232] and **SA-Cluster-Opt** [40] (Subsection 6.3),
- **SAC1** [54] modifying the Louvain objective function (Subsection 7.1),
- NNMF-based **SCI** [206] and matrix compression-based **PICS** [7] (Subsection 7.3),
- pattern mining-based (simultaneous fusion) **DCM** [170] (Subsection 7.4),

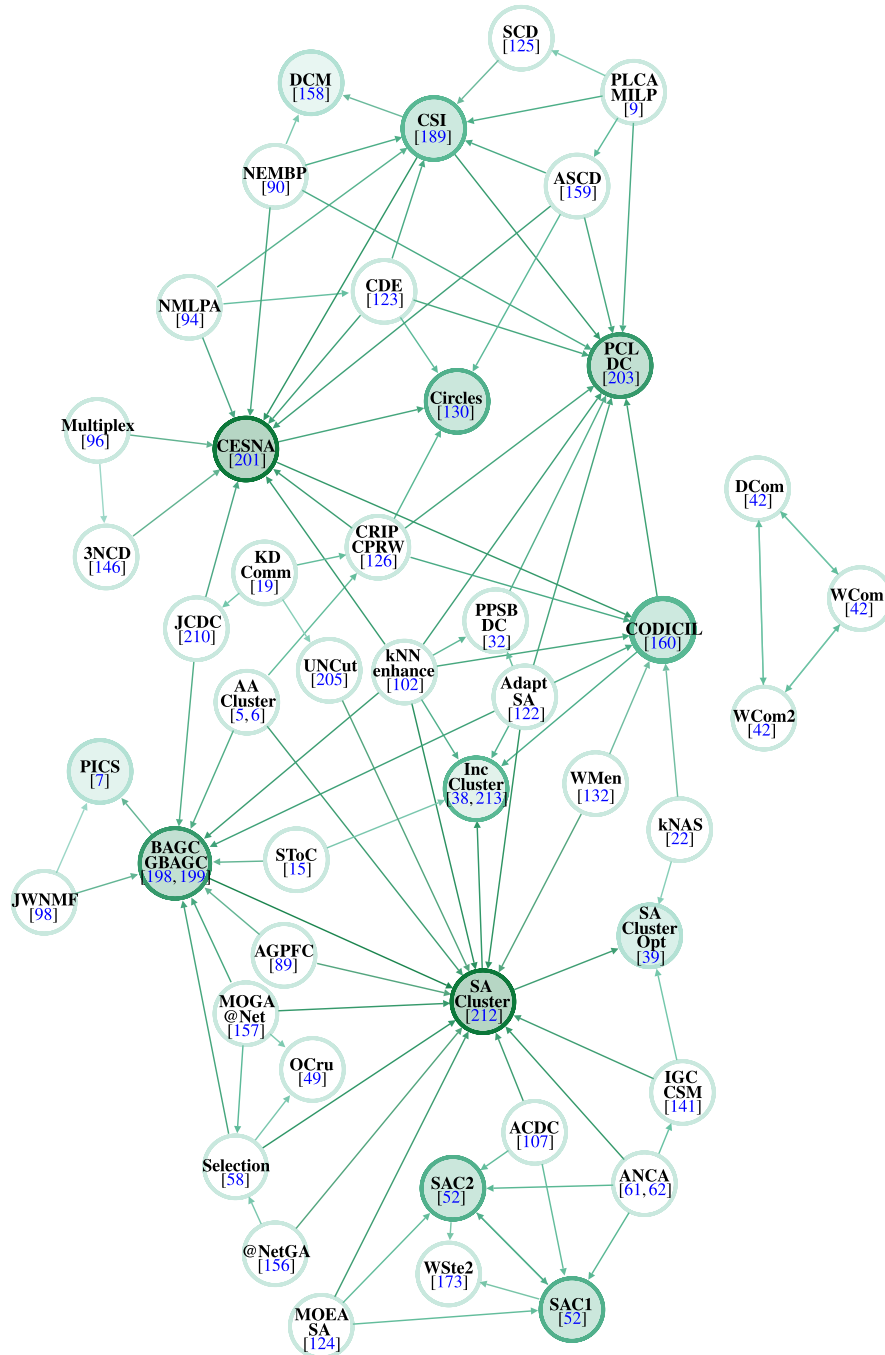


FIGURE 8. The directed graph of existing method-method comparisons. Nodes (shown only those with degree ≥ 2) represent the methods classified in the present survey. The most influential methods (nodes with highest PageRank) are filled green so that the darker green means the higher PageRank.

- probabilistic model-based **PCL-DC** [222], **BAGC** [214], **GBAGC** [217], **CESNA** [220] and **Circles** [139] (Subsection 7.5).

In our opinion, these methods may be thought to be chosen by researchers' community as those determining further developments in the field. Thus we encourage a newcomer in the field to get familiar with them first to see the main ideas and techniques existing for community detection in node-attributed social networks. At the same time, we would not consider the most influential methods as state-of-the-art as other methods are shown to outperform them in some sense.

What else the graph in Figure 9 can tell us about? We emphasize that it does not contain 29 methods of those discussed in Sections 6–8 and furthermore it is rather sparse and even disconnected. These points lead to the conclusion that the comparison study of the methods in the field is far from being complete. We would even strengthen the conclusion made by saying that a researcher/data scientist cannot be sure that the method chosen for practical use is preferable to other existing ones, even if there is an edge in Figure 9. The problem is that the comparison experiments (represented via the edges) are made by different means, e.g. different quality measures, datasets, hyperparameter tuning strategies, etc. Let us discuss it below in more detail.

Suppose for a second that two methods show the same community detection quality for a number of datasets and measures, and their hyperparameters are tuned to provide the best possible results. Then we should think how much time/space each method uses for it. Particularly, we may think of method's computational complexity in terms of the number of vertices n , the number of edges m and the attribute dimension d in a node-attributed graph. Such estimates exist for certain methods, particularly for some of the most influential ones. Examples are **CODICIL** [172] with $O(n^2 \log n)$, **SA-Cluster** [231] with $O(n^3)$ and **CESNA** [220] with $O(m)$. However, we could not find such estimates for the majority of methods discussed in Sections 6–8 as authors often omit such estimation. This makes the overall comparison of methods in terms of computational complexity impossible.

Now let us discuss the hyperparameter tuning problem. It turns out that some authors tune hyperparameters in their methods manually, some just do not consider the problem at all. Another issue is the lack of a general understanding how to determine “equal impact” of structure and attributes on the community detection results. For example, in the weight-based early fusion methods (Subsection 6.1) some authors choose $\alpha = 1/2$ in experiments hoping that this provides the equal impact. However, if ones takes into account the different nature of structural and attributive information and the disbalance between associated statistical features, this choice seems questionable in a general situation.

Furthermore, authors use different datasets (of various size and nature, see Section 5) and quality measures to test their methods so that a unified comparison of experimental results in different papers cannot be carried out¹⁰. What is more, datasets and software implementations used in comparison experiments are rarely provided by the authors (especially of out-of-date papers) thus making reproducing their results time-consuming or even impossible. Note how few links to source codes are indicated in Sections 6–8.

Let us now discuss the methodology of using quality measures in comparison experiments. There exist two main strategies (see Section 5). Namely, community detection quality can be evaluated (a) by heuristic measures of structural closeness and attributes homogeneity (e.g. Modularity and Entropy) when the dataset under consideration has no “ground truth” and (b) by measures estimating the agreement between the detected communities and the ground truth ones (e.g. NMI or ARI).

Let us first discuss Option (a) in terms of a typical weight-based early fusion method from Subsection 6.1. For a given node-attributed graph G , suppose that we first convert its attributes $(\mathcal{V}, \mathcal{A})$ into attributive graph G_A and further fuse it with the structure $(\mathcal{V}, \mathcal{E})$. This results in weighted graph G_W that is thought to contain information about both the structure and the attributes in a unified form. After that, we find communities in G_W that provide, say, the maximum of Modularity of G_W (e.g. by Weighted Louvain). At the evaluation step we further calculate Modularity of $(\mathcal{V}, \mathcal{E})$ and Entropy of $(\mathcal{V}, \mathcal{A})$ basing on the partition found. This seems reasonable as far as you do not look at such a methodology critically. Indeed, note that we deal with one quality measure within the optimization process (Modularity of G_W) but evaluate community detection performance by other measures (Modularity of $(\mathcal{V}, \mathcal{E})$ and Entropy of $(\mathcal{V}, \mathcal{A})$). Generally speaking, how can we be sure that optimization of one objective function provides

¹⁰A more general observation is that several comparison experiments clearly do not provide generality of conclusions. This however seems to be a hot topic among supporters of scientific research from one side and of empirical one from another side.

optimal values of other objective functions, if there is no mathematically established connection between them? Of course, this may be simply called a heuristic but it looks more a logical gap, from our point of view. Anyways, we are unaware of any explicit explanation of such a methodology. What is more, one should carefully study how the change of data representation within a method (the change of vectors \mathcal{A} for edge weights in G_A in the above-mentioned example) affects community detection results.

Take into account that a similar discussion is suitable for the majority of methods in Sections 6–8 that use quality measures for estimating structural closeness and attributes homogeneity of the detected communities. The exception is the methods that directly optimize the quality measures *within the optimization process*. Examples are the simultaneous fusion methods **OCru** [51], **SAC1** [54], **ILouvain** [45], **UNCut** [224], **MOEA-SA** [130], **MOGA-@Net** [168] and **JCDC** [229]. Just by construction, they aim at providing optimal values of the quality measures. One should however take into account the precision of the optimization method applied.

Now we turn our attention to the methodology of evaluating community detection quality by measures that estimate the agreement between the detected communities and the ground truth ones (Option (b)). In our opinion, such a methodology makes sense for synthetic node-attributed social networks as the way how the communities are formed is known in advance. As for real-world networks, it seems somewhat questionable as ground truth communities may reflect only one point of view on network communities (among many possible). Therefore, expecting that a community detection method would share this point of view seems a bit unsuitable. There are several works on this issue, e.g. [?, ?, 154], discussing connections between ground truth, attributes and quality measures in detail, and therefore we refer the interested reader to them.

Recall that we started this discussion trying to determine the state-of-the-art methods for community detection in node-attributed social networks. Unfortunately, the above-mentioned facts do not give us a chance to do this. Of course, we could simply list the most recent methods in the field (and then it is enough to check just the time of publication), but this certainly does not meet the requirements imposed on state-of-the-art methods.

10. CONCLUSIONS

It is shown in the survey that there exist a large amount of methods for community detection in node-attribute social networks based on different ideas. In particular, we gave short descriptions of 75 most relevant methods and mentioned much more those partly related to the topic (Sections 6–8).

We also proposed to divide the methods into the three classes — early fusion, simultaneous fusion and late fusion ones (Section 4). This classification is based on the moment when network structure and attributes are fused within a method and allows a researcher/data scientist to estimate the ease of method’s software implementation. Namely, we concluded that early and late fusion methods can be easier implemented in comparison with simultaneous fusion ones as the former two usually can be combined of several classical community detection algorithms with existing implementations. At a lower lever, we also divided the methods into subclasses of fusion techniques used (Section 4). This allows one to estimate the methodological variety in the field.

Within the classification, we also focused on the experimental part so that one can see which datasets and measures are used for quality evaluation of each method from Sections 5–8.

The analysis of all the information collected brought us to the unfortunate conclusion that it is impossible now to determine state-of-the-art methods for community detection in node-attributed social networks (Section 9). This is a result of the presence of the following general problems in the field that we disclosed in the survey:

- the terminology in the field is rather unstable (Subsection 3.2);
- there is no generally accepted opinion on the effect of fusing structure and attributes, in particular, on when the fusion is helpful and when not in terms of subclasses of node-attributed social networks (Subsection 2.2);
- there is no unified methodology for experimental comparison of methods that would include estimation of computational complexity, use of a unified set of datasets and quality measures for evaluation, and justified hyperparameter tuning procedures (Section 9);

- there is no general understanding what is the “equal impact” of structure and attributes on community detection results (Section 9),
- as a rule, there is no mathematically established connection between computational processes within a community detection method and the quality measured used for its evaluation (Section 9).

Summarizing, we concluded that the comparison study allowing one to determine the most preferable (in any sense) methods in the field is far from being complete.

Nevertheless, community detection methods dealing both with network structure and attributes remain a powerful tool in social network analysis and can yield useful insights about a node-attributed social network to a researcher/data scientist. Furthermore, they have wide applications even beyond social networks (Section 3). With respect to these, we believe that the formulation of existing problems in the field done in this survey is the first step in finding solutions to them.

COMPETING INTERESTS STATEMENT

There are no competing interests in publication of this paper.

ACKNOWLEDGEMENTS

The author is very grateful to Klavdiya Bochenina and Timofey Gradov for numerous conversations on the topic and especially to the Anonymous Referee for useful comments that helped to improve the quality of exposition in the survey essentially.

This research is financially supported by Russian Science Foundation, Agreement 17-71-30029 with co-financing of Bank Saint Petersburg, Russia.

REFERENCES

- [1] Lada A Adamic and Eytan Adar. Friends and neighbors on the web. *Social Networks*, 25(3):211 – 230, 2003.
- [2] Lada A. Adamic and Natalie Glance. The political blogosphere and the 2004 u.s. election: Divided they blog. In *Proceedings of the 3rd International Workshop on Link Discovery*, LinkKDD '05, pages 36–43, New York, NY, USA, 2005. ACM.
- [3] Charu C. Aggarwal and ChengXiang Zhai. *A Survey of Text Clustering Algorithms*, pages 77–128. Springer US, Boston, MA, 2012.
- [4] Yong-Yeol Ahn, James P. Bagrow, and Sune Lehmann. Link communities reveal multiscale complexity in networks. *Nature*, 466:761–764, 2010.
- [5] Esra Akbas and Peixiang Zhao. Attributed graph clustering: An attribute-aware graph embedding approach. In *Proceedings of the 2017 IEEE/ACM International Conference on Advances in Social Networks Analysis and Mining 2017*, ASONAM '17, pages 305–308, New York, NY, USA, 2017. ACM.
- [6] Esra Akbas and Peixiang Zhao. *Graph Clustering Based on Attribute-Aware Graph Embedding*, pages 109–131. Springer International Publishing, Cham, 2019.
- [7] Leman Akoglu, Hanghang Tong, Brendan Meeder, and Christos Faloutsos. Pics: Parameter-free identification of cohesive subgroups in large attributed graphs. In *Proceedings of the 12th SIAM International Conference on Data Mining, SDM 2012*, pages 439–450, 2012.
- [8] Andry Alamsyah, Budi Rahardjo, and Kuspriyanto. Community detection methods in social network analysis. *Advanced Science Letters*, 20(1):250–253, 2014.
- [9] Esmaeil Alinezhad, Babak Teimourpour, Mohammad Mehdi Sepehri, and Mehrdad Kargari. Community detection in attributed networks considering both structural and attribute similarities: two mathematical programming approaches. *Neural Computing and Applications*, Feb 2019.
- [10] C. Ambroise, M. Dang, and G. Govaert. Clustering of spatial data by the em algorithm. In Amílcar Soares, Jaime Gómez-Hernandez, and Roland Froidevaux, editors, *geoENVI — Geostatistics for Environmental Applications*, pages 493–504, Dordrecht, 1997. Springer Netherlands.
- [11] Yousra Asim, Rubina Ghazal, Wajeeha Naeem, Abdul Majeed, Basit Raza, and Ahmad Kamran Malik. Community detection in networks using node attributes and modularity. *International Journal of Advanced Computer Science and Applications*, 8(1), 2017.
- [12] Martin Atzmueller, Stephan Doerfel, and Folke Mitzlaff. Description-oriented community detection using exhaustive subgroup discovery. *Information Sciences*, 329:965 – 984, 2016. Special issue on Discovery Science.
- [13] Martin Atzmueller, Henry Soldano, Guillaume Santini, and Dominique Bouthinon. Minerlsd: efficient mining of local patterns on attributed networks. *Applied Network Science*, 4(1):43, Jun 2019.
- [14] Ramnath Balasubramanyam and William W. Cohen. *Block-LDA: Jointly modeling entity-annotated text and entity-entity links*, pages 450–461. 2011.

- [15] Alessandro Baroni, Alessio Conte, Maurizio Patrignani, and Salvatore Ruggieri. Efficiently clustering very large attributed graphs. In *Proceedings of the 2017 IEEE/ACM International Conference on Advances in Social Networks Analysis and Mining 2017*, ASONAM '17, pages 369–376, New York, NY, USA, 2017. ACM.
- [16] Dominik Benz, Andreas Hotho, Robert Jäschke, Beate Krause, Folke Mitzlaff, Christoph Schmitz, and Gerd Stumme. The social bookmark and publication management system bibsonomy. *The VLDB Journal*, 19(6):849–875, Dec 2010.
- [17] M. Berlingerio, M. Coscia, and F. Giannotti. Finding and characterizing communities in multidimensional networks. In *2011 International Conference on Advances in Social Networks Analysis and Mining*, pages 490–494, July 2011.
- [18] Michele Berlingerio, Fabio Pinelli, and Francesco Calabrese. Abacus: frequent pattern mining-based community discovery in multidimensional networks. *Data Mining and Knowledge Discovery*, 27(3):294–320, Nov 2013.
- [19] Shreyansh Bhatt, Swati Padhee, Amit Sheth, Keke Chen, Valerie Shalin, Derek Doran, and Brandon Minnery. Knowledge graph enhanced community detection and characterization. In *Proceedings of the Twelfth ACM International Conference on Web Search and Data Mining*, WSDM '19, pages 51–59, New York, NY, USA, 2019. ACM.
- [20] N. Binkiewicz, J. T. Vogelstein, and K. Rohe. Covariate-assisted spectral clustering. *Biometrika*, 104(2):361–377, 03 2017.
- [21] Vincent D Blondel, Jean-Loup Guillaume, Renaud Lambiotte, and Etienne Lefebvre. Fast unfolding of communities in large networks. *Journal of Statistical Mechanics: Theory and Experiment*, 2008(10):P10008, oct 2008.
- [22] M. Parimala Boobalan, Daphne Lopez, and X.Z. Gao. Graph clustering using k-neighbourhood attribute structural similarity. *Appl. Soft Comput.*, 47(C):216–223, October 2016.
- [23] Tossapon Boongoen and Natthakan Iam-On. Cluster ensembles: A survey of approaches with recent extensions and applications. *Computer Science Review*, 28:1 – 25, 2018.
- [24] Cecile Bothorel, Juan David Cruz, Matteo Magnani, and Barbora Micenková. Clustering attributed graphs: Models, measures and methods. *Network Science*, 3(3):408–444, 2015.
- [25] Oualid Boutemine and Mohamed Bouguessa. Mining community structures in multidimensional networks. *ACM Trans. Knowl. Discov. Data*, 11(4):51:1–51:36, June 2017.
- [26] Markus M. Breunig, Hans-Peter Kriegel, Raymond T. Ng, and Jörg Sander. Lof: Identifying density-based local outliers. In *Proceedings of the 2000 ACM SIGMOD International Conference on Management of Data*, SIGMOD '00, pages 93–104, New York, NY, USA, 2000. ACM.
- [27] Z. Bu, H. Li, J. Cao, Z. Wang, and G. Gao. Dynamic cluster formation game for attributed graph clustering. *IEEE Transactions on Cybernetics*, 49(1):328–341, Jan 2019.
- [28] Zhan Bu, Guangliang Gao, Hui-Jia Li, and Jie Cao. Camas: A cluster-aware multiagent system for attributed graph clustering. *Information Fusion*, 37:10 – 21, 2017.
- [29] Deng Cai, Xiaofei He, Xiaoyun Wu, and Jiawei Han. Non-negative matrix factorization on manifold. In *Proceedings of the 2008 Eighth IEEE International Conference on Data Mining*, ICDM '08, pages 63–72, Washington, DC, USA, 2008. IEEE Computer Society.
- [30] H. Cai, V. W. Zheng, and K. C. Chang. A comprehensive survey of graph embedding: Problems, techniques, and applications. *IEEE Transactions on Knowledge and Data Engineering*, 30(9):1616–1637, Sep. 2018.
- [31] Shaosheng Cao, Wei Lu, and Qionghai Xu. Grarep: Learning graph representations with global structural information. In *Proceedings of the 24th ACM International on Conference on Information and Knowledge Management*, CIKM '15, pages 891–900, New York, NY, USA, 2015. ACM.
- [32] Xiangyong Cao, Xiangyu Chang, and Zongben Xu. Community detection for clustered attributed graphs via a variational em algorithm. In *Proceedings of the 2014 International Conference on Big Data Science and Computing*, Big-DataScience '14, pages 28:1–28:1, New York, NY, USA, 2014. ACM.
- [33] Bian-fang Chai, Jian Yu, Cai-yan Jia, Tian-bao Yang, and Ya-wen Jiang. Combining a popularity-productivity stochastic block model with a discriminative-content model for general structure detection. *Phys. Rev. E*, 88:012807, Jul 2013.
- [34] Tanmoy Chakraborty, Ayushi Dalmia, Animesh Mukherjee, and Niloy Ganguly. Metrics for community analysis: A survey. *ACM Comput. Surv.*, 50(4):54:1–54:37, August 2017.
- [35] Tanmoy Chakraborty, Sriram Srinivasan, Niloy Ganguly, Animesh Mukherjee, and Sanjukta Bhowmick. On the permanence of vertices in network communities. In *Proceedings of the 20th ACM SIGKDD International Conference on Knowledge Discovery and Data Mining*, KDD '14, pages 1396–1405, New York, NY, USA, 2014. ACM.
- [36] Jonathan Chang and David Blei. Relational topic models for document networks. In David van Dyk and Max Welling, editors, *Proceedings of the Twelfth International Conference on Artificial Intelligence and Statistics*, volume 5 of *Proceedings of Machine Learning Research*, pages 81–88, Hilton Clearwater Beach Resort, Clearwater Beach, Florida USA, 16–18 Apr 2009. PMLR.
- [37] Shiyu Chang, Wei Han, Jiliang Tang, Guo-Jun Qi, Charu C. Aggarwal, and Thomas S. Huang. Heterogeneous network embedding via deep architectures. In *Proceedings of the 21th ACM SIGKDD International Conference on Knowledge Discovery and Data Mining*, KDD '15, pages 119–128, New York, NY, USA, 2015. ACM.
- [38] Chun-Hung Cheng, Ada Waichee Fu, and Yi Zhang. Entropy-based subspace clustering for mining numerical data. In *Proceedings of the Fifth ACM SIGKDD International Conference on Knowledge Discovery and Data Mining*, KDD '99, pages 84–93, New York, NY, USA, 1999. ACM.
- [39] Hong Cheng, Yang Zhou, Xin Huang, and Jeffrey Xu Yu. Clustering large attributed information networks: an efficient incremental computing approach. *Data Mining and Knowledge Discovery*, 25(3):450–477, Nov 2012.
- [40] Hong Cheng, Yang Zhou, and Jeffrey Xu Yu. Clustering large attributed graphs: A balance between structural and attribute similarities. *ACM Trans. Knowl. Discov. Data*, 5(2):12:1–12:33, February 2011.

- [41] Aaron Clauset, M. E. J. Newman, and Christopher Moore. Finding community structure in very large networks. *Phys. Rev. E*, 70:066111, Dec 2004.
- [42] Edith Cohen and Haim Kaplan. Summarizing data using bottom-k sketches. In *Proceedings of the Twenty-sixth Annual ACM Symposium on Principles of Distributed Computing*, PODC '07, pages 225–234, New York, NY, USA, 2007. ACM.
- [43] David A. Cohn and Thomas Hofmann. The missing link - a probabilistic model of document content and hypertext connectivity. In T. K. Leen, T. G. Dietterich, and V. Tresp, editors, *Advances in Neural Information Processing Systems 13*, pages 430–436. MIT Press, 2001.
- [44] David Combe, Christine Largeron, Elod Egyed-Zsigmond, and Mathias Gery. Combining relations and text in scientific network clustering. In *Proceedings of the 2012 International Conference on Advances in Social Networks Analysis and Mining (ASONAM 2012)*, ASONAM '12, pages 1248–1253, Washington, DC, USA, 2012. IEEE Computer Society.
- [45] David Combe, Christine Largeron, Mathias G ery, and El od Egyed-Zsigmond. I-louvain: An attributed graph clustering method. In Elisa Fromont, Tijn De Bie, and Matthijs van Leeuwen, editors, *Advances in Intelligent Data Analysis XIV*, pages 181–192, Cham, 2015. Springer International Publishing.
- [46] Michele Coscia, Fosca Giannotti, and Dino Pedreschi. A classification for community discovery methods in complex networks. *Stat. Anal. Data Min.*, 4(5):512–546, October 2011.
- [47] Mark Craven, Dan DiPasquo, Dayne Freitag, Andrew McCallum, Tom Mitchell, Kamal Nigam, and Sean Slattery. Learning to extract symbolic knowledge from the world wide web. In *Proceedings of the fifteenth national/tenth conference on artificial intelligence/innovative applications of artificial intelligence*, pages 509–516, Menlo Park, 1998. American Association for Artificial Intelligence.
- [48] R. Cross and A. Parker. *The Hidden Power of Social Networks*. Harvard Business School Press, Boston, MA, USA, 2004.
- [49] J. D. Cruz and C. Bothorel. Information integration for detecting communities in attributed graphs. In *2013 Fifth International Conference on Computational Aspects of Social Networks*, pages 62–67, Aug 2013.
- [50] Juan Cruz, C ecile Bothorel, and Fran ois Poulet. D etection et visualisation des communaut es dans les r eseaux sociaux. *Revue d'intelligence artificielle*, 26:369 – 392, 08 2012.
- [51] Juan David Cruz Gomes, C ecile Bothorel, and Fran ois Poulet. Semantic clustering of social networks using points of view. In *CORIA: conf erence en recherche d'information et applications 2011*, Avignon, France, March 2011.
- [52] Juan David Cruz Gomez, C ecile Bothorel, and Fran ois Poulet. Entropy based community detection in augmented social networks. In *International Conference on Computational Aspects of Social Networks*, pages 163–168, Salamanca, Spain, October 2011.
- [53] P. Cui, X. Wang, J. Pei, and W. Zhu. A survey on network embedding. *IEEE Transactions on Knowledge and Data Engineering*, 31(5):833–852, May 2019.
- [54] The Anh Dang and Emmanuel Viennet. Community detection based on structural and attribute similarities. In *International Conference on Digital Society (ICDS)*, pages 7–14, January 2012. ISBN: 978-1-61208-176-2. Best paper award.
- [55] A. P. Dempster, N. M. Laird, and D. B. Rubin. Maximum likelihood from incomplete data via the em algorithm. *Journal of the Royal Statistical Society. Series B (Methodological)*, 39(1):1–38, 1977.
- [56] Karine Descormiers and Carlo Morselli. Alliances, conflicts, and contradictions in montreal's street gang landscape. *International Criminal Justice Review*, 21(3):297–314, 2011.
- [57] Inderjit S. Dhillon, Subramanyam Mallela, and Dharmendra S. Modha. Information-theoretic co-clustering. In *Proceedings of the Ninth ACM SIGKDD International Conference on Knowledge Discovery and Data Mining*, KDD '03, pages 89–98, New York, NY, USA, 2003. ACM.
- [58] Chris Ding, Tao Li, Wei Peng, and Haesun Park. Orthogonal nonnegative matrix t-factorizations for clustering. In *Proceedings of the 12th ACM SIGKDD International Conference on Knowledge Discovery and Data Mining*, KDD '06, pages 126–135, New York, NY, USA, 2006. ACM.
- [59] Ying Ding. Community detection: Topological vs. topical. *Journal of Informetrics*, 5(4):498–514, 2011.
- [60] Wei Dong, Charikar Moses, and Kai Li. Efficient k-nearest neighbor graph construction for generic similarity measures. In *Proceedings of the 20th International Conference on World Wide Web*, WWW '11, pages 577–586, New York, NY, USA, 2011. ACM.
- [61] Nathan Eagle, Alex (Sandy) Pentland, and David Lazer. Inferring friendship network structure by using mobile phone data. *Proceedings of the National Academy of Sciences*, 106(36):15274–15278, 2009.
- [62] Haithum Elhadi and Gady Agam. Structure and attributes community detection: Comparative analysis of composite, ensemble and selection methods. In *Proceedings of the 7th Workshop on Social Network Mining and Analysis*, SNAKDD '13, pages 10:1–10:7, New York, NY, USA, 2013. ACM.
- [63] Elena Erosheva, Stephen Fienberg, and John Lafferty. Mixed-membership models of scientific publications. *Proceedings of the National Academy of Sciences*, 101(suppl 1):5220–5227, 2004.
- [64] Martin Ester, Rong Ge, Byron J. Gao, Zengjian Hu, and Boaz Ben-Moshe. Joint cluster analysis of attribute data and relationship data: the connected k-center problem. In *SDM*, 2006.
- [65] Issam Falih, Nistor Grozavu, Rushed Kanawati, and Youn es Bennani. Anca : Attributed network clustering algorithm. In Chantal Cherifi, Hocine Cherifi, M arton Karsai, and Mirco Musolesi, editors, *Complex Networks & Their Applications VI*, pages 241–252, Cham, 2018. Springer International Publishing.
- [66] Issam Falih, Nistor Grozavu, Rushed Kanawati, and Younes Bennani. Community detection in attributed network. In *WWW '18 Companion Proceedings of the The Web Conference 2018*, pages 1299–1306, 2018.
- [67] Saeed Farzi and Sahar Kianian. A novel clustering algorithm for attributed graphs based on k-medoid algorithm. *Journal of Experimental & Theoretical Artificial Intelligence*, 30(6):795–809, 2018.

- [68] Andrew Fiore and Judith Donath. Homophily in online dating: When do you like someone like yourself? pages 1371–1374, 01 2005.
- [69] Santo Fortunato. Community detection in graphs. *Physics Reports*, 486(3):75 – 174, 2010.
- [70] A. L. N. Fred and A. K. Jain. Data clustering using evidence accumulation. In *Object recognition supported by user interaction for service robots*, volume 4, pages 276–280 vol.4, Aug 2002.
- [71] Brendan J. Frey and Delbert Dueck. Clustering by passing messages between data points. *Science*, 315(5814):972–976, 2007.
- [72] Hongchang Gao and Heng Huang. Deep attributed network embedding. In *Proceedings of the Twenty-Seventh International Joint Conference on Artificial Intelligence, IJCAI-18*, pages 3364–3370. International Joint Conferences on Artificial Intelligence Organization, 7 2018.
- [73] Jing Gao, Feng Liang, Wei Fan, Chi Wang, Yizhou Sun, and Jiawei Han. On community outliers and their efficient detection in information networks. In *Proceedings of the 16th ACM SIGKDD International Conference on Knowledge Discovery and Data Mining*, KDD '10, pages 813–822, New York, NY, USA, 2010. ACM.
- [74] Rong Ge, Martin Ester, Byron J. Gao, Zengjian Hu, Binay Bhattacharya, and Boaz Ben-Moshe. Joint cluster analysis of attribute data and relationship data: The connected k-center problem, algorithms and applications. *ACM Trans. Knowl. Discov. Data*, 2(2):7:1–7:35, July 2008.
- [75] Lisa Getoor, Nir Friedman, Daphne Koller, and Benjamin Taskar. Learning probabilistic models of link structure. *J. Mach. Learn. Res.*, 3:679–707, March 2003.
- [76] M. Girvan and M. E. J. Newman. Community structure in social and biological networks. *Proceedings of the National Academy of Sciences*, 99(12):7821–7826, 2002.
- [77] Derek Greene and Pádraig Cunningham. Producing a unified graph representation from multiple social network views. In *Proceedings of the 5th Annual ACM Web Science Conference*, WebSci '13, pages 118–121, New York, NY, USA, 2013. ACM.
- [78] Aditya Grover and Jure Leskovec. Node2vec: Scalable feature learning for networks. In *Proceedings of the 22Nd ACM SIGKDD International Conference on Knowledge Discovery and Data Mining*, KDD '16, pages 855–864, New York, NY, USA, 2016. ACM.
- [79] Thomas U. Grund and James A. Densley. Ethnic homophily and triad closure: Mapping internal gang structure using exponential random graph models. *Journal of Contemporary Criminal Justice*, 31(3):354–370, 2015.
- [80] P. D. Grünwald. *The minimum description length principle*. The MIT Press, 2007.
- [81] Quanquan Gu and Jie Zhou. Co-clustering on manifolds. In *Proceedings of the 15th ACM SIGKDD International Conference on Knowledge Discovery and Data Mining*, KDD '09, pages 359–368, New York, NY, USA, 2009. ACM.
- [82] Francesco Gullo, Carlotta Domeniconi, and Andrea Tagarelli. Projective clustering ensembles. *Data Mining and Knowledge Discovery*, 26(3):452–511, May 2013.
- [83] S. Gunnemann, I. Farber, B. Boden, and T. Seidl. Subspace clustering meets dense subgraph mining: A synthesis of two paradigms. In *2010 IEEE International Conference on Data Mining*, pages 845–850, Dec 2010.
- [84] Stephan Gunnemann. Subspace clustering for complex data. In Volker Markl, Gunter Saake, Kai-Uwe Sattler, Gregor Hackenbroich, Bernhard Mitschang, Theo Harder, and Veit Koppen, editors, *Datenbanksysteme für Business, Technologie und Web (BTW) 2014*, pages 343–362, Bonn, 2013. Gesellschaft für Informatik e.V.
- [85] Stephan Günemann, Brigitte Boden, Ines Färber, and Thomas Seidl. Efficient mining of combined subspace and subgraph clusters in graphs with feature vectors. In Jian Pei, Vincent S. Tseng, Longbing Cao, Hiroshi Motoda, and Guandong Xu, editors, *Advances in Knowledge Discovery and Data Mining*, pages 261–275, Berlin, Heidelberg, 2013. Springer Berlin Heidelberg.
- [86] Stephan Günemann, Brigitte Boden, and Thomas Seidl. Db-csc: A density-based approach for subspace clustering in graphs with feature vectors. In *Proceedings of the 2011th European Conference on Machine Learning and Knowledge Discovery in Databases - Volume Part I, ECMLPKDD'11*, pages 565–580, Berlin, Heidelberg, 2011. Springer-Verlag.
- [87] Stephan Günemann, Ines Färber, Brigitte Boden, and Thomas Seidl. Gamer: a synthesis of subspace clustering and dense subgraph mining. *Knowledge and Information Systems*, 40(2):243–278, Aug 2014.
- [88] Stephan Günemann, Ines Färber, Sebastian Raubach, and Thomas Seidl. Spectral subspace clustering for graphs with feature vectors. In *2013 IEEE 13th International Conference on Data Mining*, pages 231–240, 2013.
- [89] T. Guo, S. Pan, X. Zhu, and C. Zhang. Cfond: Consensus factorization for co-clustering networked data. *IEEE Transactions on Knowledge and Data Engineering*, 31(4):706–719, April 2019.
- [90] Will Hamilton, Zhitao Ying, and Jure Leskovec. Inductive representation learning on large graphs. In I. Guyon, U. V. Luxburg, S. Bengio, H. Wallach, R. Fergus, S. Vishwanathan, and R. Garnett, editors, *Advances in Neural Information Processing Systems 30*, pages 1024–1034. Curran Associates, Inc., 2017.
- [91] J. A. Hartigan and M. A. Wong. A k-means clustering algorithm. *Journal of the Royal Statistical Society: Series C (Applied Statistics)*, 28(1):100–108, 1979.
- [92] C. He, X. Fei, H. Li, Y. Tang, H. Liu, and Q. Chen. A multi-view clustering method for community discovery integrating links and tags. In *2017 IEEE 14th International Conference on e-Business Engineering (ICEBE)*, pages 23–30, Nov 2017.
- [93] Chaobo He, Shuangyin Liu, Lei Zhang, and Jianhua Zheng. A fuzzy clustering based method for attributed graph partitioning. *Journal of Ambient Intelligence and Humanized Computing*, 10(9):3399–3407, Sep 2019.

- [94] Dongxiao He, Zhiyong Feng, Di Jin, Xiaobao Wang, and Weixiong Zhang. Joint identification of network communities and semantics via integrative modeling of network topologies and node contents. In *Proceedings of the Thirty-First AAAI Conference on Artificial Intelligence, AAAI'17*, pages 116–124. AAAI Press, 2017.
- [95] Alexander Hinneburg and Daniel A. Keim. An efficient approach to clustering in large multimedia databases with noise. In *Proceedings of the Fourth International Conference on Knowledge Discovery and Data Mining, KDD'98*, pages 58–65. AAAI Press, 1998.
- [96] Paul W. Holland, Kathryn Blackmond Laskey, and Samuel Leinhardt. Stochastic blockmodels: First steps. *Social Networks*, 5(2):109–137, 1983.
- [97] L. Hu and K.C.C. Chan. Fuzzy clustering in a complex network based on content relevance and link structures. *IEEE transactions on fuzzy systems*, 24(2):456–470, 2016.
- [98] Bingyang Huang, Chaokun Wang, and Binbin Wang. Nmlpa: Uncovering overlapping communities in attributed networks via a multi-label propagation approach. *Sensors (Basel, Switzerland)*, 19(2):260, Jan 2019.
- [99] Xiao Huang, Jundong Li, and Xia Hu. Label informed attributed network embedding. In *Proceedings of the Tenth ACM International Conference on Web Search and Data Mining, WSDM '17*, pages 731–739, New York, NY, USA, 2017. ACM.
- [100] Y. Huang and H. Wang. Consensus and multiplex approach for community detection in attributed networks. In *2016 IEEE Global Conference on Signal and Information Processing (GlobalSIP)*, pages 425–429, Dec 2016.
- [101] Zhichao Huang, Yunming Ye, Xutao Li, Feng Liu, and Huajie Chen. Joint weighted nonnegative matrix factorization for mining attributed graphs. In Jinho Kim, Kyuseok Shim, Longbing Cao, Jae-Gil Lee, Xuemin Lin, and Yang-Sae Moon, editors, *Advances in Knowledge Discovery and Data Mining*, pages 368–380, Cham, 2017. Springer International Publishing.
- [102] Zhipeng Huang and Nikos Mamoulis. Heterogeneous information network embedding for meta path based proximity. *ArXiv*, abs/1701.05291, 2017.
- [103] Roberto Interdonato, Martin Atzmueller, Sabrina Gaito, Rushed Kanawati, Christine Largeron, and Alessandra Sala. Feature-rich networks: going beyond complex network topologies. *Applied Network Science*, 4(1):4, Jan 2019.
- [104] Hiroyoshi Ito, Takahiro Komamizu, Toshiyuki Amagasa, and Hiroyuki Kitagawa. Community detection and correlated attribute cluster analysis on multi-attributed graphs. In *EDBT/ICDT Workshops*, 2018.
- [105] Tomoharu Iwata, Kazumi Saito, Naonori Ueda, Sean Stromsten, Thomas L. Griffiths, and Joshua B. Tenenbaum. Parametric embedding for class visualization. *Neural Computation*, 19(9):2536–2556, 2007.
- [106] Caiyan Jia, Yafang Li, Matthew B. Carson, Xiaoyang Wang, and Jian Yu. Node attribute-enhanced community detection in complex networks. *Scientific Reports*, 7:2626:1–15, 2017.
- [107] Jianbo Shi and J. Malik. Normalized cuts and image segmentation. *IEEE Transactions on Pattern Analysis and Machine Intelligence*, 22(8):888–905, Aug 2000.
- [108] Wenhao Jiang, Hongchang Gao, Fu-lai Chung, and Heng Huang. The $\ell_{2,1}$ -norm stacked robust autoencoders for domain adaptation. In *Proceedings of the Thirtieth AAAI Conference on Artificial Intelligence, AAAI'16*, pages 1723–1729. AAAI Press, 2016.
- [109] Stephen C. Johnson. Hierarchical clustering schemes. *Psychometrika*, 32(3):241–254, Sep 1967.
- [110] Michael I. Jordan, Zoubin Ghahramani, Tommi S. Jaakkola, and Lawrence K. Saul. An introduction to variational methods for graphical models. *Machine Learning*, 37(2):183–233, Nov 1999.
- [111] D.R. Karger. Global min-cuts in rnc, and other ramifications of a simple min-cut algorithm. pages 21–30, 1993.
- [112] George Karypis and Vipin Kumar. A fast and high quality multilevel scheme for partitioning irregular graphs. *SIAM J. Sci. Comput.*, 20(1):359–392, December 1998.
- [113] N. Khediri and W. Karoui. Community detection in social network with node attributes based on formal concept analysis. In *2017 IEEE/ACS 14th International Conference on Computer Systems and Applications (AICCSA)*, pages 1346–1353, Oct 2017.
- [114] Thomas N. Kipf and Max Welling. Variational graph auto-encoders. *ArXiv*, abs/1611.07308, 2016.
- [115] Mikko Kivelä, Alex Arenas, Marc Barthélemy, James P. Gleeson, Yamir Moreno, and Mason A. Porter. Multilayer networks. *Journal of Complex Networks*, 2(3):203–271, 07 2014.
- [116] Gueorgi Kossinets and Duncan J. Watts. Origins of homophily in an evolving social network. *American Journal of Sociology*, 115:405–450, 2009.
- [117] Da Kuang, Sangwoon Yun, and Haesun Park. Symnmf: Nonnegative low-rank approximation of a similarity matrix for graph clustering. *J. of Global Optimization*, 62(3):545–574, July 2015.
- [118] Andrea Lancichinetti and Santo Fortunato. Consensus clustering in complex networks. *Scientific Reports*, 2:336:1–7, Mar 2012.
- [119] Andrea Lancichinetti, Santo Fortunato, and János Kertész. Detecting the overlapping and hierarchical community structure in complex networks. *New Journal of Physics*, 11(3):033015, mar 2009.
- [120] Andrea Lancichinetti, Santo Fortunato, and Filippo Radicchi. Benchmark graphs for testing community detection algorithms. *Phys. Rev. E*, 78:046110, Oct 2008.
- [121] E. Lazega. *The Collegial Phenomenon: The Social Mechanisms of Cooperation Among Peers in a Corporate Law Partnership*. Oxford University Press, Oxford, UK, 2001.
- [122] T. M. V. Le and H. W. Lauw. Probabilistic latent document network embedding. In *2014 IEEE International Conference on Data Mining*, pages 270–279, Dec 2014.

- [123] Daniel D. Lee and H. Sebastian Seung. Algorithms for non-negative matrix factorization. In T. K. Leen, T. G. Dietterich, and V. Tresp, editors, *Advances in Neural Information Processing Systems 13*, pages 556–562. MIT Press, 2001.
- [124] Jure Leskovec, Kevin J. Lang, and Michael Mahoney. Empirical comparison of algorithms for network community detection. In *Proceedings of the 19th International Conference on World Wide Web, WWW '10*, pages 631–640, New York, NY, USA, 2010. ACM.
- [125] Jure Leskovec and Julian J. McAuley. Learning to discover social circles in ego networks. In F. Pereira, C. J. C. Burges, L. Bottou, and K. Q. Weinberger, editors, *Advances in Neural Information Processing Systems 25*, pages 539–547. Curran Associates, Inc., 2012.
- [126] P. Li, L. Huang, C. Wang, D. Huang, and J. Lai. Community detection using attribute homogenous motif. *IEEE Access*, 6:47707–47716, 2018.
- [127] Wu-Jun Li, Dit-Yan Yeung, and Zhihua Zhang. Generalized latent factor models for social network analysis. In *IJCAI*, 2011.
- [128] Y. Li, C. Jia, X. Kong, L. Yang, and J. Yu. Locally weighted fusion of structural and attribute information in graph clustering. *IEEE Transactions on Cybernetics*, 49(1):247–260, Jan 2019.
- [129] Ye Li, Chaofeng Sha, Xin Huang, and Yanchun Zhang. Community detection in attributed graphs: An embedding approach. In *AAAI*, 2018.
- [130] Z. Li, J. Liu, and K. Wu. A multiobjective evolutionary algorithm based on structural and attribute similarities for community detection in attributed networks. *IEEE Transactions on Cybernetics*, 48(7):1963–1976, July 2018.
- [131] Zhen LI, Zhisong PAN, Guyu HU, Guopeng LI, and Xingyu ZHOU. Detecting semantic communities in social networks. *IEICE Transactions on Fundamentals of Electronics, Communications and Computer Sciences*, E100.A(11):2507–2512, 2017.
- [132] Bing Liu, Yang Dai, Xiaoli Li, Wee Sun Lee, and Philip S. Yu. Building text classifiers using positive and unlabeled examples. *Third IEEE International Conference on Data Mining*, pages 179–186, 2003.
- [133] L. Liu, L. Xu, Z. Wangy, and E. Chen. Community detection based on structure and content: A content propagation perspective. In *2015 IEEE International Conference on Data Mining*, pages 271–280, Nov 2015.
- [134] Sheng Luo, Zhifei Zhang, Yuanjian Zhang, and Shuwen Ma. Co-association matrix-based multi-layer fusion for community detection in attributed networks. *Entropy*, 21(1), 2019.
- [135] David J. C. MacKay. *Information Theory, Inference & Learning Algorithms*. Cambridge University Press, New York, NY, USA, 2002.
- [136] Gregory R. Madey, Albert-László Barabási, Nitesh V. Chawla, Marta Gonzalez, David Hachen, Brett Lantz, Alec Pawling, Timothy Schoenharl, Gábor Szabó, Pu Wang, and Ping Yan. Enhanced situational awareness: Application of dddas concepts to emergency and disaster management. In Yong Shi, Geert Dick van Albada, Jack Dongarra, and Peter M. A. Sloot, editors, *Computational Science – ICCS 2007*, pages 1090–1097, Berlin, Heidelberg, 2007. Springer Berlin Heidelberg.
- [137] Seiji Maekawa, Koh Takeuchi, and Makoto Onizuka. Non-linear attributed graph clustering by symmetric nmf with pu learning. *ArXiv*, abs/1810.00946, 2018.
- [138] Peter V. Marsden and Noah E. Friedkin. Network studies of social influence. *Sociological Methods & Research*, 22(1):127–151, 1993.
- [139] Julian McAuley and Jure Leskovec. Discovering social circles in ego networks. *ACM Trans. Knowl. Discov. Data*, 8(1):4:1–4:28, February 2014.
- [140] Miller McPherson, Lynn Smith-Lovin, and James M Cook. Birds of a feather: Homophily in social networks. *Annual Review of Sociology*, 27(1):415–444, 2001.
- [141] Fanrong Meng, Xiaobin Rui, Zhixiao Wang, Yan Xing, and Longbing Cao. Coupled node similarity learning for community detection in attributed networks. *Entropy*, 20(6), 2018.
- [142] Tomas Mikolov, Ilya Sutskever, Kai Chen, Greg Corrado, and Jeffrey Dean. Distributed representations of words and phrases and their compositionality. In *Proceedings of the 26th International Conference on Neural Information Processing Systems - Volume 2, NIPS'13*, pages 3111–3119, USA, 2013. Curran Associates Inc.
- [143] R. Milo, S. Shen-Orr, S. Itzkovitz, N. Kashtan, D. Chklovskii, and U. Alon. Network motifs: Simple building blocks of complex networks. *Science*, 298(5594):824–827, 2002.
- [144] Alan Mislove, Massimiliano Marcon, Krishna P. Gummadi, Peter Druschel, and Bobby Bhattacharjee. Measurement and analysis of online social networks. In *Proceedings of the 7th ACM SIGCOMM Conference on Internet Measurement, IMC '07*, pages 29–42, New York, NY, USA, 2007. ACM.
- [145] Dharmendra S. Modha and W. Scott Spangler. Clustering hypertext with applications to web searching. In *Proceedings of the Eleventh ACM on Hypertext and Hypermedia, HYPERTEXT '00*, pages 143–152, New York, NY, USA, 2000. ACM.
- [146] Flavia Moser, Recep Colak, Arash Rafiey, and Martin Ester. Mining cohesive patterns from graphs with feature vectors. In *SDM*, pages 593–604. SIAM, 2009.
- [147] Flavia Moser, Rong Ge, and Martin Ester. Joint cluster analysis of attribute and relationship data without a-priori specification of the number of clusters. In *Proceedings of the 13th ACM SIGKDD International Conference on Knowledge Discovery and Data Mining, KDD '07*, pages 510–519, New York, NY, USA, 2007. ACM.
- [148] E. Muller, P. I. Sanchez, Y. Mulle, and K. Bohm. Ranking outlier nodes in subspaces of attributed graphs. In *2013 IEEE 29th International Conference on Data Engineering Workshops (ICDEW 2013)*, pages 216–222, Los Alamitos, CA, USA, apr 2013. IEEE Computer Society.

- [149] N. Muslim. A combination approach to community detection in social networks by utilizing structural and attribute data. *Social Networking*, 5:11–15, 2016.
- [150] M. P. Naik, H. B. Prajapati, and V. K. Dabhi. A survey on semantic document clustering. In *2015 IEEE International Conference on Electrical, Computer and Communication Technologies (ICECCT)*, pages 1–10, March 2015.
- [151] Ramesh M. Nallapati, Amr Ahmed, Eric P. Xing, and William W. Cohen. Joint latent topic models for text and citations. In *Proceedings of the 14th ACM SIGKDD International Conference on Knowledge Discovery and Data Mining, KDD '08*, pages 542–550, New York, NY, USA, 2008. ACM.
- [152] Waqas Nawaz, Kifayat-Ullah Khan, Young-Koo Lee, and Sungyoung Lee. Intra graph clustering using collaborative similarity measure. *Distributed and Parallel Databases*, 33(4):583–603, Dec 2015.
- [153] Jennifer Neville, Micah Adler, and David Jensen. Clustering relational data using attribute and link information. In *In Proceedings of the Text Mining and Link Analysis Workshop, 18th International Joint Conference on Artificial Intelligence*, pages 9–15, 2003.
- [154] M. Newman and Aaron Clauset. Structure and inference in annotated networks. *Nature Communications*, 7, 07 2015.
- [155] M. E. J. Newman. Finding community structure in networks using the eigenvectors of matrices. *Phys. Rev. E*, 74:036104, Sep 2006.
- [156] M. E. J. Newman and M. Girvan. Finding and evaluating community structure in networks. *Phys. Rev. E*, 69:026113, Feb 2004.
- [157] H. T. Nguyen and T. N. Dinh. Unveiling the structure of multi-attributed networks via joint non-negative matrix factorization. In *MILCOM 2015 - 2015 IEEE Military Communications Conference*, pages 1379–1384, Oct 2015.
- [158] Wouter de Nooy, Andrej Mrvar, and Vladimir Batagelj. *Exploratory Social Network Analysis with Pajek*. Cambridge University Press, New York, NY, USA, 2004.
- [159] Madalina Olteanu, Nathalie Villa-Vialaneix, and Christine Cierco-Ayrolles. Multiple kernel self-organizing maps. In Michel Verleysen, editor, *European Symposium on Artificial Neural Networks, Computational Intelligence and Machine Learning*, page 83, Bruges, Belgium, April 2013.
- [160] Lawrence Page, Sergey Brin, Rajeev Motwani, and Terry Winograd. The pagerank citation ranking: Bringing order to the web. Technical Report 1999-66, Stanford InfoLab, November 1999. Previous number = SIDL-WP-1999-0120.
- [161] Andreas Papadopoulos, George Pallis, and Marios D. Dikaiakos. Weighted clustering of attributed multi-graphs. *Computing*, 99(9):813–840, Sep 2017.
- [162] Andreas Papadopoulos, Dimitrios Rafailidis, George Pallis, and Marios D. Dikaiakos. Clustering attributed multi-graphs with information ranking. In Qiming Chen, Abdelkader Hameurlain, Farouk Toumani, Roland Wagner, and Hendrik Decker, editors, *Database and Expert Systems Applications*, pages 432–446, Cham, 2015. Springer International Publishing.
- [163] M. Parimala and Daphne Lopez. Graph clustering based on structural attribute neighborhood similarity (sans). *2015 IEEE International Conference on Electrical, Computer and Communication Technologies (ICECCT)*, pages 1–4, 2015.
- [164] Yulong Pei, Nilanjan Chakraborty, and Katia Sycara. Nonnegative matrix tri-factorization with graph regularization for community detection in social networks. In *Proceedings of the 24th International Conference on Artificial Intelligence, IJCAI'15*, pages 2083–2089. AAAI Press, 2015.
- [165] Z. Pei, X. Zhang, F. Zhang, and B. Fang. Attributed multi-layer network embedding. In *2018 IEEE International Conference on Big Data (Big Data)*, pages 3701–3710, Dec 2018.
- [166] Bryan Perozzi, Leman Akoglu, Patricia Iglesias Sánchez, and Emmanuel Müller. Focused clustering and outlier detection in large attributed graphs. In *Proceedings of the 20th ACM SIGKDD International Conference on Knowledge Discovery and Data Mining, KDD '14*, pages 1346–1355, New York, NY, USA, 2014. ACM.
- [167] Bryan Perozzi, Rami Al-Rfou, and Steven Skiena. Deepwalk: Online learning of social representations. In *Proceedings of the 20th ACM SIGKDD International Conference on Knowledge Discovery and Data Mining, KDD '14*, pages 701–710, New York, NY, USA, 2014. ACM.
- [168] C. Pizzuti and A. Socievole. Multiobjective optimization and local merge for clustering attributed graphs. *IEEE Transactions on Cybernetics*, pages 1–13, 2019.
- [169] Clara Pizzuti and Annalisa Socievole. A genetic algorithm for community detection in attributed graphs. In Kevin Sim and Paul Kaufmann, editors, *Applications of Evolutionary Computation*, pages 159–170, Cham, 2018. Springer International Publishing.
- [170] Simon Pool, Francesco Bonchi, and Matthijs van Leeuwen. Description-driven community detection. *ACM Trans. Intell. Syst. Technol.*, 5(2):28:1–28:28, April 2014.
- [171] Meng Qin, Di Jin, Kai Lei, Bogdan Gabrys, and Katarzyna Musial-Gabrys. Adaptive community detection incorporating topology and content in social networks. *Knowledge-Based Systems*, 161:342 – 356, 2018.
- [172] Yiye Ruan, David Fuhry, and Srinivasan Parthasarathy. Efficient community detection in large networks using content and links. In *Proceedings of the 22Nd International Conference on World Wide Web, WWW '13*, pages 1089–1098, New York, NY, USA, 2013. ACM.
- [173] Mrinmaya Sachan, Danish Contractor, Tanveer A. Faruque, and L. Venkata Subramaniam. Using content and interactions for discovering communities in social networks. In *Proceedings of the 21st International Conference on World Wide Web, WWW '12*, pages 331–340, New York, NY, USA, 2012. ACM.
- [174] N. Y. Saiyad, H. B. Prajapati, and V. K. Dabhi. A survey of document clustering using semantic approach. In *2016 International Conference on Electrical, Electronics, and Optimization Techniques (ICEEOT)*, pages 2555–2562, March 2016.

- [175] P. I. Sanchez, E. Muller, F. Laforet, F. Keller, and K. Bohm. Statistical selection of congruent subspaces for mining attributed graphs. In *2013 IEEE 13th International Conference on Data Mining*, pages 647–656, Dec 2013.
- [176] Patricia Iglesias Sánchez, Emmanuel Müller, Uwe Leo Korn, Klemens Böhm, Andrea Kappes, Tanja Hartmann, and Dorothea Wagner. Efficient algorithms for a robust modularity-driven clustering of attributed graphs. In *SDM*, 2015.
- [177] Venu Satuluri and Srinivasan Parthasarathy. Scalable graph clustering using stochastic flows: Applications to community discovery. In *Proceedings of the 15th ACM SIGKDD International Conference on Knowledge Discovery and Data Mining*, KDD '09, pages 737–746, New York, NY, USA, 2009. ACM.
- [178] Satu Elisa Schaeffer. Graph clustering. *Computer Science Review*, 1(1):27 – 64, 2007.
- [179] Prithviraj Sen, Galileo Namata, Mustafa Bilgic, Lise Getoor, Brian Gallagher, and Tina Eliassi-Rad. Collective classification in network data. *AI Magazine*, 29:93–106, 2008.
- [180] Nasrullah Sheikh, Zekarias Kefato, and Alberto Montresor. gat2vec: representation learning for attributed graphs. *Computing*, 101(3):187–209, Mar 2019.
- [181] Motoki Shiga, Ichigaku Takigawa, and Hiroshi Mamitsuka. A spectral clustering approach to optimally combining numerical vectors with a modular network. In *Proceedings of the 13th ACM SIGKDD International Conference on Knowledge Discovery and Data Mining*, KDD '07, pages 647–656, New York, NY, USA, 2007. ACM.
- [182] Alexander J. Smola and Risi Kondor. Kernels and regularization on graphs. In Bernhard Schölkopf and Manfred K. Warmuth, editors, *Learning Theory and Kernel Machines*, pages 144–158, Berlin, Heidelberg, 2003. Springer Berlin Heidelberg.
- [183] Tom A. B. Snijders and Krzysztof Nowicki. Estimation and prediction for stochastic block-structures for graphs with latent block structure. 1997.
- [184] Benno Stein and Oliver Niggemann. On the nature of structure and its identification. In *Proceedings of the 25th International Workshop on Graph-Theoretic Concepts in Computer Science*, WG '99, pages 122–134, London, UK, UK, 1999. Springer-Verlag.
- [185] Karsten Steinhauser and Nitesh V. Chawla. Community detection in a large real-world social network. In Huan Liu, John J. Salerno, and Michael J. Young, editors, *Social Computing, Behavioral Modeling, and Prediction*, pages 168–175, Boston, MA, 2008. Springer US.
- [186] Karsten Steinhauser and Nitesh V. Chawla. Identifying and evaluating community structure in complex networks. *Pattern Recognition Letters*, 31(5):413 – 421, 2010.
- [187] Alexander Strehl and Joydeep Ghosh. Cluster ensembles — a knowledge reuse framework for combining multiple partitions. *J. Mach. Learn. Res.*, 3:583–617, March 2003.
- [188] Y. Sun, J. Han, J. Gao, and Y. Yu. itopicmodel: Information network-integrated topic modeling. In *2009 Ninth IEEE International Conference on Data Mining*, pages 493–502, Dec 2009.
- [189] Andrea Tagarelli, Alessia Amelio, and Francesco Gullo. Ensemble-based community detection in multilayer networks. *Data Mining and Knowledge Discovery*, 31(5):1506–1543, Sep 2017.
- [190] Aditya Tandon, Aiiad Albeshri, Vijey Thayananthan, Wade Alhalabi, and Santo Fortunato. Fast consensus clustering in complex networks. *Phys. Rev. E*, 99:042301, Apr 2019.
- [191] Jian Tang, Meng Qu, Mingzhe Wang, Ming Zhang, Jun Yan, and Qiaozhu Mei. Line: Large-scale information network embedding. In *Proceedings of the 24th International Conference on World Wide Web*, WWW '15, pages 1067–1077, Republic and Canton of Geneva, Switzerland, 2015. International World Wide Web Conferences Steering Committee.
- [192] Lei Tang and Huan Liu. Scalable learning of collective behavior based on sparse social dimensions. In *Proceedings of the 18th ACM Conference on Information and Knowledge Management*, CIKM '09, pages 1107–1116, New York, NY, USA, 2009. ACM.
- [193] Mariano Tepper and Guillermo Sapiro. From local to global communities in large networks through consensus. In Alvaro Pardo and Josef Kittler, editors, *Progress in Pattern Recognition, Image Analysis, Computer Vision, and Applications*, pages 659–666, Cham, 2015. Springer International Publishing.
- [194] Fei Tian, Bin Gao, Qing Cui, Enhong Chen, and Tie-Yan Liu. Learning deep representations for graph clustering. In *Proceedings of the Twenty-Eighth AAAI Conference on Artificial Intelligence*, AAAI'14, pages 1293–1299. AAAI Press, 2014.
- [195] Yuanyuan Tian, Richard A. Hankins, and Jignesh M. Patel. Efficient aggregation for graph summarization. In *Proceedings of the 2008 ACM SIGMOD International Conference on Management of Data*, SIGMOD '08, pages 567–580, New York, NY, USA, 2008. ACM.
- [196] H. Tong, C. Faloutsos, and J. Pan. Fast random walk with restart and its applications. In *Sixth International Conference on Data Mining (ICDM'06)*, pages 613–622, Dec 2006.
- [197] AL Traud, ED Kelsic, PJ Mucha, and MA Porter. Comparing community structure to characteristics in online collegiate social networks. *SIAM REVIEW*, 53(3):526–543, 2011.
- [198] Amanda L. Traud, Peter J. Mucha, and Mason A. Porter. Social structure of facebook networks. *Physica A: Statistical Mechanics and its Applications*, 391(16):4165 – 4180, 2012.
- [199] S. van Dongen. *Graph clustering by flow simulation*. PhD thesis, University of Utrecht, 2000.
- [200] Petar Veličković, Guillem Cucurull, Arantxa Casanova, Adriana Romero, Pietro Liò, and Yoshua Bengio. Graph attention networks. In *International Conference on Learning Representations*, 2018.
- [201] Nathalie Villa-Vialaneix, Madalina Olteanu, and Christine Cierco-Ayrolles. Carte auto-organisatrice pour graphes étiquetés. In *Atelier Fouilles de Grands Graphes (FGG) - EGC'2013*, page Article numéro 4, Toulouse, France, January 2013.

- [202] Chun Wang, Shirui Pan, Ruiqi Hu, Guodong Long, Jing Jiang, and Chengqi Zhang. Attributed graph clustering: A deep attentional embedding approach. *arXiv:1906.06532*, 06 2019.
- [203] Chun Wang, Shirui Pan, Guodong Long, Xingquan Zhu, and Jing Jiang. Mgae: Marginalized graph autoencoder for graph clustering. In *Proceedings of the 2017 ACM on Conference on Information and Knowledge Management, CIKM '17*, pages 889–898, New York, NY, USA, 2017. ACM.
- [204] Hua Wang, Feiping Nie, Heng Huang, and Fillia Makedon. Fast nonnegative matrix tri-factorization for large-scale data co-clustering. In *Proceedings of the Twenty-Second International Joint Conference on Artificial Intelligence - Volume Volume Two, IJCAI'11*, pages 1553–1558. AAAI Press, 2011.
- [205] X. Wang, L. Tang, H. Gao, and H. Liu. Discovering overlapping groups in social media. In *2010 IEEE International Conference on Data Mining*, pages 569–578, Dec 2010.
- [206] Xiao Wang, Di Jin, Xiaochun Cao, Liang Yang, and Weixiong Zhang. Semantic community identification in large attribute networks. In *Proceedings of the Thirtieth AAAI Conference on Artificial Intelligence, AAAI'16*, pages 265–271. AAAI Press, 2016.
- [207] S. Wasserman and K. Faust. *Social Network Analysis: Methods and Applications*. Cambridge University Press, 1994.
- [208] Ron Weiss, Bienvenido Véllez, and Mark A. Sheldon. Hypursuit: A hierarchical network search engine that exploits content-link hypertext clustering. In *Proceedings of the the Seventh ACM Conference on Hypertext, HYPERTEXT '96*, pages 180–193, New York, NY, USA, 1996. ACM.
- [209] J. J. Whang, D. F. Gleich, and I. S. Dhillon. Overlapping community detection using neighborhood-inflated seed expansion. *IEEE Transactions on Knowledge and Data Engineering*, 28(5):1272–1284, May 2016.
- [210] Peng Wu and Li Pan. Mining application-aware community organization with expanded feature subspaces from concerned attributes in social networks. *Knowledge-Based Systems*, 139:1 – 12, 2018.
- [211] Rongkai Xia, Yan Pan, Lei Du, and Jian Yin. Robust multi-view spectral clustering via low-rank and sparse decomposition. In *Proceedings of the Twenty-Eighth AAAI Conference on Artificial Intelligence, AAAI'14*, pages 2149–2155. AAAI Press, 2014.
- [212] Xiaofeng He, C. H. Q. Ding, Hongyuan Zha, and H. D. Simon. Automatic topic identification using webpage clustering. In *Proceedings 2001 IEEE International Conference on Data Mining*, pages 195–202, Nov 2001.
- [213] Jierui Xie and Boleslaw K. Szymanski. Towards linear time overlapping community detection in social networks. In Pang-Ning Tan, Sanjay Chawla, Chin Kuan Ho, and James Bailey, editors, *Advances in Knowledge Discovery and Data Mining*, pages 25–36, Berlin, Heidelberg, 2012. Springer Berlin Heidelberg.
- [214] Z. Xu, Y. Ke, Y. Wang, H. Cheng, and J. Cheng. A model-based approach to attributed graph clustering. In *Proceedings of the 2012 ACM SIGMOD International Conference on Management of Data*, pages 505–516, 2012.
- [215] Zhiqiang Xu, James Cheng, Xiaokui Xiao, Ryohei Fujimaki, and Yusuke Muraoka. Efficient nonparametric and asymptotic bayesian model selection methods for attributed graph clustering. *Knowl. Inf. Syst.*, 53(1):239–268, October 2017.
- [216] Zhiqiang Xu and Yiping Ke. Effective and efficient spectral clustering on text and link data. In *Proceedings of the 25th ACM International on Conference on Information and Knowledge Management, CIKM '16*, pages 357–366, New York, NY, USA, 2016. ACM.
- [217] Zhiqiang Xu, Yiping Ke, Yi Wang, Hong Cheng, and James Cheng. Gbagc: A general bayesian framework for attributed graph clustering. *ACM Trans. Knowl. Discov. Data*, 9(1):5:1–5:43, August 2014.
- [218] Cheng Yang, Zhiyuan Liu, Deli Zhao, Maosong Sun, and Edward Y. Chang. Network representation learning with rich text information. In *Proceedings of the 24th International Conference on Artificial Intelligence, IJCAI'15*, pages 2111–2117. AAAI Press, 2015.
- [219] Jaewon Yang and Jure Leskovec. Overlapping community detection at scale: A nonnegative matrix factorization approach. In *Proceedings of the Sixth ACM International Conference on Web Search and Data Mining, WSDM '13*, pages 587–596, New York, NY, USA, 2013. ACM.
- [220] Jaewon Yang, Julian J. McAuley, and Jure Leskovec. Community detection in networks with node attributes. *2013 IEEE 13th International Conference on Data Mining*, pages 1151–1156, 2013.
- [221] Tianbao Yang, Yun Chi, Shenghuo Zhu, Yihong Gong, and Rong Jin. *Directed Network Community Detection: A Popularity and Productivity Link Model*, pages 742–753. 2010.
- [222] Tianbao Yang, Rong Jin, Yun Chi, and Shenghuo Zhu. Combining link and content for community detection: A discriminative approach. In *Proceedings of the 15th ACM SIGKDD International Conference on Knowledge Discovery and Data Mining, KDD '09*, pages 927–936, New York, NY, USA, 2009. ACM.
- [223] Zhao Yang, René Algesheimer, and Claudio J. Tessone. A comparative analysis of community detection algorithms on artificial networks. In *Scientific reports*, 2016.
- [224] Wei Ye, Linfei Zhou, Xin Sun, Claudia Plant, and Christian Böhm. Attributed graph clustering with unimodal normalized cut. In Michelangelo Ceci, Jaakko Hollmén, Ljupčo Todorovski, Celine Vens, and Sašo Džeroski, editors, *Machine Learning and Knowledge Discovery in Databases*, pages 601–616, Cham, 2017. Springer International Publishing.
- [225] T. Yoshida. Toward finding hidden communities based on user profile. In *2010 IEEE International Conference on Data Mining Workshops*, pages 380–387, Dec 2010.
- [226] Donghua Yu, Guojun Liu, Maozu Guo, and Xiaoyan Liu. An improved k-medoids algorithm based on step increasing and optimizing medoids. *Expert Systems with Applications*, 92:464 – 473, 2018.
- [227] Hugo Zanghi, Stevann Volant, and Christophe Ambroise. Clustering based on random graph model embedding vertex features. *Pattern Recognition Letters*, 31(9):830 – 836, 2010.

- [228] Tong Zhang, Alexandrin Popescul, and Byron Dom. Linear prediction models with graph regularization for web-page categorization. In *Proceedings of the 12th ACM SIGKDD International Conference on Knowledge Discovery and Data Mining*, KDD '06, pages 821–826, New York, NY, USA, 2006. ACM.
- [229] Yuan Zhang, Elizaveta Levina, and Ji Zhu. Community detection in networks with node features. *Electron. J. Statist.*, 10(2):3153–3178, 2016.
- [230] Ding Zhou, Eren Manavoglu, Jia Li, C. Lee Giles, and Hongyuan Zha. Probabilistic models for discovering e-communities. In *Proceedings of the 15th International Conference on World Wide Web*, WWW '06, pages 173–182, New York, NY, USA, 2006. ACM.
- [231] Yang Zhou, Hong Cheng, and Jeffrey Xu Yu. Graph clustering based on structural/attribute similarities. *Proc. VLDB Endow.*, 2(1):718–729, August 2009.
- [232] Yang Zhou, Hong Cheng, and Jeffrey Xu Yu. Clustering large attributed graphs: An efficient incremental approach. In *Proceedings of the 2010 IEEE International Conference on Data Mining*, ICDM '10, pages 689–698, Washington, DC, USA, 2010. IEEE Computer Society.
- [233] Shenghuo Zhu, Kai Yu, Yun Chi, and Yihong Gong. Combining content and link for classification using matrix factorization. In *Proceedings of the 30th Annual International ACM SIGIR Conference on Research and Development in Information Retrieval*, SIGIR '07, pages 487–494, New York, NY, USA, 2007. ACM.
- [234] Albrecht Zimmermann, Björn Bringmann, and Ulrich Rückert. Fast, effective molecular feature mining by local optimization. In *ECML/PKDD*, 2010.

NATIONAL CENTER FOR COGNITIVE TECHNOLOGIES, ITMO UNIVERSITY (SAINT PETERSBURG, RUSSIA)