

Download Time Analysis for Distributed Storage Codes with Locality and Availability

Mehmet Fatih Aktaş, Swanand Kadhe, *Member, IEEE*, Emina Soljanin, *Fellow, IEEE*,
and Alex Sprintson, *Senior Member, IEEE*

Abstract

Availability codes have recently been proposed to facilitate efficient retrieval of frequently accessed (hot) data objects in distributed storage systems. Such codes provide multiple disjoint recovery groups for each data object, thus providing flexibility in accessing data objects. This paper presents techniques for analyzing the download time of systematic availability codes considering the Fork-Join scheme for data access. With the Fork-Join access scheme, each data request is replicated (forked) to the systematic server containing the object and all of its recovery groups. For low-traffic regime, when there is at most one request in the system, we compute the download time in closed-form and compare it across systems with availability, maximum distance separable (MDS), and replication codes. We demonstrate that availability codes can reduce download time in some settings, but are not always optimal. When the low-traffic assumption does not hold, system consists of multiple inter-dependent Fork-Join queues, which makes exact analysis intractable due to state space explosion. For this case, we present upper and lower bounds on the download time, and an M/G/1 queue approximation for several special cases of interest. Via numerical simulations, we evaluate our bounds, and demonstrate that the M/G/1 queue approximation has a high degree of accuracy. We also compare availability codes with MDS and replication codes.

I. INTRODUCTION

Distributed storage systems provide reliability against node failures by storing content in a redundant manner. Because of its simplicity, replication has traditionally been a preferred way to implement storage redundancy. However, replication incurs large storage overhead which makes it prohibitively costly as big data applications become more prevalent. This has forced practitioners to start replacing replication

This paper was presented in part at ISIT'15 [1] and Sigmetrics'17 [2]. M. F. Aktaş is at MathWorks Inc., Natick MA 01760-2098, USA, email: mfatihaktas@gmail.com, S. Kadhe is with the Department of Electrical Engineering and Computer Sciences, UC Berkeley, Berkeley, CA 94720, USA, email: swanand.kadhe@berkeley.edu, E. Soljanin is with the Department of Electrical and Computer Engineering, Rutgers, The State University of New Jersey, Piscataway, NJ 08854, USA, e-mail: (see <https://www.ece.rutgers.edu/emina-soljanin>), and A. Sprintson is at Texas A&M University, College Station, TX 77843. This material is based upon work supported by the NSF under Grant No. CIF-1717314.

with erasure codes in order to build storage-efficient reliable systems. For instance, HDFS [3], Azure Storage [4], Facebook’s F4 [5] use systematic Reed-Solomon codes to store data reliably.

Although Reed-Solomon codes, and in general, Maximum Distance Separable (MDS) codes, are optimal in terms of storage efficiency, recovering a single object in an MDS coded storage system incurs heavy communication cost. This problem has motivated coding theorists to look for novel erasure codes that are *recovery efficient*, see, e.g., [6], [7], [8]. An important class of such codes is Locally Recoverable Codes (LRCs) [7], [8]. LRCs enable an object to be recovered by accessing only a small group of servers, referred to as a *recovery group*. The number of servers in a (largest) recovery group is referred to as the *code locality*.

A special class of LRCs, which are known as *availability codes*, have an additional property that each object has multiple, disjoint recovery groups [9], [10], [11], [12]. Availability in storage allows serving the same object to multiple users in a non-overlapping manner using separate recovery groups. For instance, consider the $[n = 7, k = 3]$ binary Simplex code that encodes $k = 3$ objects $\{f_1, f_2, f_3\}$ into $n = 7$ objects as $[f_1, f_2, f_3, f_1 + f_2, f_1 + f_3, f_2 + f_3, f_1 + f_2 + f_3]$. The resulting set of encoded objects is stored across seven storage nodes. This code is said to have *availability* three as each of the initial objects f_1 , f_2 and f_3 has three disjoint recovery groups. For example, f_1 can be recovered by reading both f_2 and $f_1 + f_2$ from nodes 2 and 4, or by reading both f_3 and $f_1 + f_3$ from nodes 3 and 5, or by reading $f_2 + f_3$ and $f_1 + f_2 + f_3$ from nodes 6 and 7. This code furthermore has *locality* two as each recovery group consists of at most two servers.

The notion of availability was proposed primarily to make the stored data more available, as the name suggests (see, e.g., [10]). Multiple disjoint recovery groups enable high data availability since each recovery group provides an additional way to retrieve the object (with appropriate decoding). Thus, availability codes make it possible to assign multiple requests for the same object to different servers without blocking any request. Consequently, availability codes have a significant potential to provide low-latency access for *hot data*, i.e., objects that are frequently and simultaneously accessed by multiple users [10].

However, it is crucial to quantify to what extent availability codes can reduce the download latency as compared to MDS and replication codes. This is because accessing an object through one of its recovery groups requires downloading one object from each of the recovery servers. Therefore, a retrieval from a recovery group is complete once the objects from *all* the servers in the recovery group are fetched. This means that the retrieval is slow even if the service is slow at only one of the servers. In fact, service

times in modern large-scale systems are known to exhibit significant variability [13], [14], and thus, the download time from a recovery group can be significantly slower than that from a single server. As an example, if service times at the servers are independent and exponentially distributed, mean time to download from a recovery group of size r will scale (approximately) by $\ln r$ for large r . Motivated by this practical challenge of service time variability, this paper presents techniques for analyzing the download latency of availability codes by leveraging tools from queuing theory.

Contributions and organization of the paper: By considering the Fork-Join scheme for data access, we present techniques for analyzing the download time of individual data objects that are jointly encoded with a systematic availability code. In the Fork-Join access strategy, the request is *forked* (replicated) to the *systematic* server containing the requested object and all its recovery groups. While other access schemes are possible, we focus our attention to the Fork-Join strategy for the following reasons. First, a request assigned to a systematic server (containing the object) will typically experience smaller service time than one that is assigned to its recovery groups. Thus, a user whose request is assigned to a recovery group would experience high latency. The Fork-Join access strategy treats all the requests uniformly, resulting in a form of fairness. Second, the Fork-Join strategy is a widely adopted strategy for analysing storage systems with coded data (see, e.g., [15], [16], [17], [18]).

We consider two arrival regimes: (i) low-traffic regime where each request is served before the new request arrives; (ii) queuing regime where requests can overlap within the system. In this regime, multiple requests sent to a storage server are queued at the server. First, for the low-traffic regime, we derive closed-form expressions for the distribution and expected value of download time for availability codes (Theorem 1), along with replication (Lemma 1) and MDS codes (Lemma 2). This enables us to compare availability codes with state-of-the-art erasure codes used in commercial systems, in particular the MDS code used in the Google file system and the locally recoverable code used in Windows Azure storage. Next, for the queuing regime, we observe that the system consists of multiple inter-dependent Fork-Join queues. This results in the infamous state space explosion problem, which makes it intractable to perform an exact analysis. Therefore, we establish upper and lower bounds on the download time.

Our key idea is to consider *special cases* of our system by carefully imposing restrictions, and use download times of these restricted models to find the bounds. In particular, we consider the following two restricted models. (1) Fork-Join Fixed Arrival (FJ-FA) model, in which every request arrival asks for the same object. This will hold for instance if the object popularities exhibit extreme skew, that is

when the probability that a request asks for a particular object is one while it is zero for the rest of the objects. (2) Fork-Join Split-Merge (FJ-SM): in which requests are buffered upon arrival in a centralized FCFS queue, and are fed to the system one by one only when all the servers are idle. Leveraging these two models, we find lower and upper bounds on the performance of our Fork-Join system (Theorems 2 and 3). In addition, via numerical simulations, we compare the expected download time for availability codes with various practical coding schemes.

In addition to the bounds, we also propose an M/G/1 queue approximation for FJ-FA systems with locality two. We then proceed by refining our approximation for systems with locality two and availability one. In our analysis, we use techniques from the literature on Markov processes and Renewal theory. Combination of the techniques we present is useful to study other types of Fork-Join queues. For instance some of the ideas presented in a conference version of this paper [2] have been used to analyze the Fork-Join access model that is defined by an $(n, 2)$ MDS code [19].

Related and prior work: Literature on content download in coded storage has focused on downloading the *complete set of data objects* that are jointly encoded with an MDS code. This is an important research question and has been studied extensively, see *e.g.* [15], [20], [21], [22], [23], [24], [25] and references therein. This paper differs from this literature in two important aspects. First, we are concerned with downloading individual objects, motivated by hot data download. In practice users are typically interested in only a subset of the stored data, which is referred to as hot data. This leads to skews in object popularities as shown by numerous traces collected from production systems. For instance, trace collected from a large Microsoft Bing cluster shows that only 10% of the stored data is frequently and simultaneously accessed [26]. Our model for accessing content incorporates the skewed object popularities and the notion of hot data. Second, we focus on storage systems with availability codes. LRCs with availability have recently replaced MDS codes in production systems, *e.g.* [27], [28]. It is important to understand the performance of content download in storage systems that use these new coding schemes.

The paper is organized as follows: Sec. II explains the storage and content access model. Sec. III analyzes the download time under low-traffic regime, while Sec. IV presents bounds on the download time under queuing regime. Sec. V analyzes the FJ-FA and FJ-SM models to set up the background for the proofs of our bounds, and the proofs are presented in Sec. VI. Finally, in Sec. VII, we propose an M/G/1 approximation for the FJ-FA system. In Sec. VII-B and VII-C, we consider the special cases of locality two and availability one, respectively, and obtain close approximations for the average download

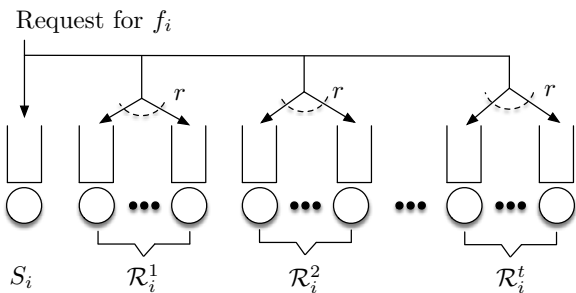


Fig. 1. Fork-Join content access model for a storage that employs (n, k, r, t) -LRC. Each request upon arrival is split into its systematic node and each of its t recovery groups.

time of the FJ-FA model. While presenting our results in Sec. VII, we do not include certain material (e.g., proofs for Proposition 1, and Theorem 4) and refer the reader for those to [29]. This is mainly because the skipped material involves very technical queuing theoretic arguments which might not be of primary interest to many readers.

II. SYSTEM MODEL

A. Data storage model

Our goal is to store k equal sized objects $\mathcal{F} = \{f_1, \dots, f_k\}$, where each object f_i is a symbol in some finite field \mathbb{F} . Then, the k data objects are encoded into n coded objects of equal size by an $[n, k]$ linear systematic erasure code. The resulting set of n objects are stored across n servers. The *storage overhead* of a code is defined as the inverse of the code rate, i.e., n/k .

We are interested in a special class of erasure codes for which each systematic server has (r, t) -availability [9], [10], [11], [12]. A code is said to have (r, t) -availability if it ensures that failure of any systematic server can be recovered using one of the t disjoint *recovery groups* of other storage servers, each of size at most r , where typically $r \ll k$. We assume that all recovery groups are of equal size r . We denote such an LRC as an (n, k, r, t) -LRC. The size r of the recovery groups is referred to as the *locality* of the code. We denote the l -th recovery group for the i -th server as \mathcal{R}_i^l , where $|\mathcal{R}_i^l| = r$. The (r, t) -availability allows retrieving an object f_i in $t + 1$ ways: either by downloading from the systematic server or by downloading all symbols in one of its t recovery groups.

B. Content Access Model

We consider the Fork-Join (FJ) model for content access. FJ model for a system with an (r, t) -availability code consists of two levels of FJ queues. In the first level, each request upon arrival is *forked* (replicated) into $t + 1$ copies. These copies are then sent to the systematic server that stores the requested object and its t recovery groups. The request is said to complete once either its copy at the systematic server

or a copy at any one of its recovery groups finishes service. As soon as a request is completed, all its outstanding copies are immediately removed from the system. The second level of FJ queues is formed at each recovery group. A request copy that is assigned to a recovery group is forked into r *sub-copies* and each enters the queue at its respective server. A request copy at a recovery group finishes when all its r forked sub-copies finish service and *join*. See Fig. 1 for an illustration of the two-level FJ access model. We assume that cancellation of request copies that are in service or waiting in queue, or reconstructing an object from the coded copies downloaded from a recovery group incurs negligible delay in comparison with the overall data access latency. Indeed, it is observed from the measurements collected from Windows Azure storage system [30] that latency in reconstructing an object is several orders of magnitude smaller than the overall data access latency.

C. Request Arrival and Service Models

For tractability, download requests are assumed to arrive as a Poisson process of fixed rate λ . We model object popularities as follows: each request arrival asks for object f_i independently with probability p_i for $i = 1, \dots, k$, where $0 \leq p_i \leq 1$ and $\sum_{i=1}^k p_i = 1$.

We consider two arrival regimes. 1. *Low-traffic regime*, in which the system completes serving the current request before the next one arrives, and can thus contain at most one request at any time. This case serves as a starting point for the download time analysis, and it is also useful to understand the download performance under low offered load. 2. *Queuing regime*, in which subsequent requests might arrive before the current request(s) are finished. In this case, system resources need to be shared across the requests, and multiple requests sent to a storage server are queued at the server. We model resource sharing at the servers with First-come First-serve (FCFS) queues.

Request copies are served at the nodes by reading and streaming the requested object. We model this by a random *service time*. For tractability, service times are assumed to be Exponential random variables (r.v.'s) of rate μ . We denote the exponential distribution by $\text{Exp}(\mu)$. They are also assumed to be independently and identically distributed (i.i.d.) across different requests and servers. We define the cumulative service rate as the sum of service rates across all servers in a storage system. Note that, as argued in [24], the shifted-exponential distribution is a good model of service times in data centers. However, the exponential distribution is analytically tractable because it is memoryless, and is commonly used to model service times in queuing theoretic analysis (see, e.g., [21], [22], [15], [31]). Insights derived from this study

can serve as a stepping stone towards understanding the system performance under general service time distributions.

Notation: S denotes an Exponential random variable (r.v.) with rate μ . For r.v.'s X and Y , $X \leq Y$ if and only if $\Pr\{X > s\} \leq \Pr\{Y > s\}$ for all s . Notation $X_{n:i}$ denotes the i th smallest (order statistic) of n i.i.d. samples of a r.v. X . The beta function, given by $\int_0^1 v^{x-1}(1-v)^{y-1}dv$, is denoted as $\beta(x, y)$.

III. DOWNLOAD TIME ANALYSIS FOR LOW-TRAFFIC REGIME

A. Download Time Characterization for Availability Codes

In the following theorem, we characterize the distribution and the first moment of the download time in a system with an (r, t) -availability code. It is straightforward to derive these expressions using the order-statistics, but we include the proof for completeness.

Theorem 1: In a system with an (r, t) -availability code and service times distributed as $\text{Exp}(\mu)$, the download time $T_{\text{FJ-}(r,t)}$ under the low-traffic regime is distributed as

$$\Pr\{T_{\text{FJ-}(r,t)} > s\} = \exp(-\mu \cdot s) \left(1 - (1 - \exp(-\mu \cdot s))^r\right)^t. \quad (1)$$

Moreover the average download time is given as

$$\mathbb{E}[T_{\text{FJ-}(r,t)}] = \frac{1}{\mu \cdot r} \beta\left(t + 1, \frac{1}{r}\right). \quad (2)$$

Proof: Note that a request finishes service as soon as either its copy at the systematic server or any of its copies at one of the t recovery groups finishes. Thus, we have $T_{\text{FJ-}(r,t)} = \min\left\{S, \left[S_{r:r}\right]_{t:1}\right\}$.

We can then write

$$\begin{aligned} \Pr\{T_{\text{FJ-}(r,t)} > s\} &= \Pr\left\{\min\left\{S, \left[S_{r:r}\right]_{t:1}\right\} > s\right\} \stackrel{(a)}{=} \Pr\{S > s\} \Pr\{S_{r:r} > s\}^t \\ &\stackrel{(b)}{=} \Pr\{S > s\} \left(1 - \Pr\{S \leq s\}\right)^r \stackrel{(c)}{=} \exp(-\mu s) \left(1 - (1 - \exp(-\mu s))^r\right)^t, \end{aligned} \quad (3)$$

where (a) and (b) follow from the independence of service times across the servers, and (c) comes from substituting $\Pr\{S > s\} = \exp(-\mu s)$.

Observing that $T_{\text{FJ-}(r,t)}$ is a non-negative r.v., we obtain

$$\mathbb{E}[T_{\text{FJ-}(r,t)}] = \int_0^\infty \Pr\{T_{\text{FJ-}(r,t)} > s\} ds \stackrel{(a)}{=} \frac{1}{\mu r} \int_0^1 v^t (1-v)^{\left(\frac{1}{r}-1\right)} dv \stackrel{(b)}{=} \frac{1}{\mu r} \beta\left(t + 1, \frac{1}{r}\right), \quad (4)$$

where (a) comes from substituting (3) and $1 - (1 - \exp(-\mu \cdot s))^r = v$, and (b) follows from the definition of the beta function (see Sec. II-C). ■

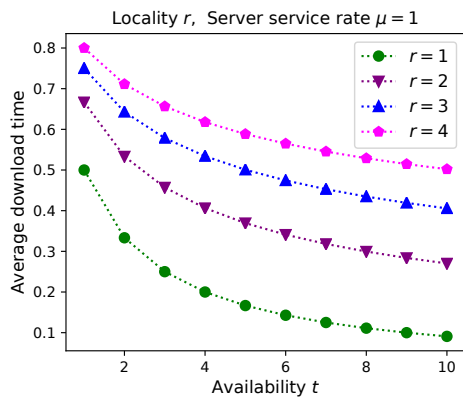


Fig. 2. Average download time with respect to varying code locality and availability. Note that, for a given server service rate μ , average download time is a function of the code locality r and the code availability t (cf. (2)).

Remark 1: Expression (2) for $\mathbb{E}[T_{\text{FJ-}(r,t)}]$ allows us to examine how increasing the code availability t affects the average download time while the code locality is fixed to r . The property $\beta(x, y+1) = \frac{y}{x+y}\beta(x, y)$ makes it straightforward to verify that the relative reduction in average download time per increment in t is given by $(r(t+1)+1)^{-1}$, which is $\sim 1/(r \cdot t)$ for large t and r . In other words, incrementing t yields diminishing returns in reducing the average download time. This can be observed in Fig. 2, which depicts the impact of r and t on the average download time. Moreover, one can observe that increasing the locality r significantly slows down the download.

Comparison with Replication Codes: Replication schemes are an important contestant of availability codes as they are used in several practical systems, see *e.g.*, [32], [33]. In particular, we consider a t_r -replication code which stores t_r copies for each of the k objects. For a fair comparison, we also consider the case when the cumulative service rate (i.e., the sum of service rates of all servers) of the system is fixed. Let us denote the download time in a system using t_r -replication code with $T_{\text{FJ-}t_r}$. The proof follows from the order statistics, similar to the proof of Theorem 1.

Lemma 1: In a system with t_r -replication and $\text{Exp}(\mu)$ service times, the average download time under the low-traffic regime is $\mathbb{E}[T_{\text{FJ-}t_r}] = 1/(t_r \cdot \mu)$. Further, if the cumulative service rate of a replication coded system is the same as that of a system with an (n, k, r, t) -LRC, then $\mathbb{E}[T_{\text{FJ-}t_r}] = k/(n \cdot \mu)$.

Remark 2: When $t_r = n/k$ (assuming divisibility), we get a replication code with the same redundancy as that of an (n, k) code. For $t_r = t + 1$, we get a replication code with the same availability parameter t as that of an (n, k, r, t) -LRC. On the other hand, if for $t_r = d_{\min}$, where d_{\min} is the minimum Hamming distance of the (n, k, r, t) -LRC, we get a replication code that has the same fault-tolerance as that of an (n, k, r, t) -LRC. Interestingly, as long as the cumulative mean service rate is kept fixed and the low-traffic assumption holds, the mean download time in the replication coded system only depends on k/n .

Comparison with Maximum Distance Separable (MDS) Codes: An $[n, k]$ erasure code is said to be

Maximum Distance Separable (MDS) if any k out of the n coded objects are sufficient to reconstruct the original k objects. Reed-Solomon codes are a common example of MDS codes. Recent works have shown that, when downloading the entire set of k objects (instead of individual objects), MDS codes can achieve a smaller download time as compared to replication (see, *e.g.*, [15]). It is therefore natural to ask how MDS codes would perform in download of the individual objects.

In the FJ access model for MDS coded storage, each download request is replicated into n copies upon arrival. These copies are then sent to all n servers. A request is completed once either its copy at the systematic server finishes service or any k out of the remaining $n - 1$ recovery servers jointly finish serving the request. It is easy to see that download time $T_{\text{FJ-}(n,k)}$ in the MDS coded system is given by $T_{\text{FJ-}(n,k)} = \min\{S, S_{(n-1):k}\}$. This allows us to derive the download time under low-traffic regime as follows. The proof follows from the order statistics, similar to Theorem 1.

Lemma 2: In a system with an $[n, k]$ -MDS code and service times distributed as $\text{Exp}(\mu)$, the average download time is given under the low-traffic regime by $\mathbb{E}[T_{\text{FJ-}(n,k)}] = k/(n \cdot \mu)$.

Remark 3: Interestingly, when the cumulative mean service rates of both the systems are the same, the mean download time in an $[n, k]$ -MDS coded system depends only on the code rate k/n , which is the same as that in a t_r -replication coded system.

B. Performance Comparison of Erasure Codes

In this section we compare the average download time of availability codes with several state-of-the-art erasure codes that are used in practice. We consider the following erasure codes: (i) 3-replication, which is commonly used in many distributed storage systems, *e.g.*, Amazon's Dynamo [33]; (ii) (9, 6)-MDS code, which is used in Google file system [34]; (iii) (10, 6, 2, 1)-LRC, which is used in Windows Azure Storage [30]; and (iv) (14, 6, 2, 3)-availability code obtained as a direct-sum of two (7, 3, 2, 3)-Simplex codes. (Binary Simplex code, which is a *dual* of the Hamming code, forms a well-known class of availability codes with locality 2 [35], and a direct sum of simplex codes yields codes with availability [36].)

Taking only the download time into account while comparing different coding schemes can be misleading. For instance, storing content with a large replication factor can easily reduce the download time but will incur a large storage overhead, which is another important performance metric. In order to get a holistic performance comparison, we consider the following performance metrics in addition to average download time: (i) storage overhead and (ii) fault tolerance in terms of the minimum distance. In particular,

TABLE I

Comparison of 3 Commercial Codes and an Availability Code Based on 3 Performance Metrics

No.	Erasure Code	$\mathbb{E}[T] \cdot \mu$	Storage Overhead	Fault-Tolerance
1.	3-replication	0.3333 (0.6667)	$3\times$	2
2.	(9, 6)-MDS code	0.6667 (0.6667)	$1.5\times$	3
3.	(10, 6, 3, 1)-LRC	0.6 (0.8333)	$1.67\times$	3
4.	(14, 6, 2, 3)-Availability code	0.4571 (0.711)	$2.33\times$	3

(9, 6)-MDS code is used in GFS [34] and (10, 6, 3, 1)-LRC in Windows Azure [30]. Triple replication is a typical choice. The average download time is normalized with respect to the service rate μ . Values in parentheses show the mean download time when μ is scaled to have the same cumulative service rate as that of the (9, 6)-MDS code, which has the smallest overhead.

It is well-known that a coding scheme that encodes k objects across n nodes with minimum distance d can tolerate any $d - 1$ node failures. We refer to $d - 1$ as the fault tolerance of the coded system.¹ We emphasize that, even though the storage overhead and fault tolerance have been known to be important metrics in evaluating real-world distributed storage systems (see, e.g., [34], [30], [28]), the critical metric of (mean) download time is missing in the literature.

We present a detailed comparison in Table I. Observe that the availability code (which is a direct-sum of two (7, 3, 2, 3)-Simplex codes) achieves smaller mean download time as compared to the state-of-the-art erasure codes, at the expense of comparatively worse storage overhead. On the other hand, it has smaller storage overhead over 3-replication, at the cost of achieving slightly worse mean download time. Indeed, it achieves a favorable trade-off between the storage overhead and the mean download time, with large fault-tolerance. Therefore, availability codes form attractive candidates for storing hot data that requires small download latency. On the other hand, when the cumulative service rate in the system is kept fixed, (9, 6)-MDS code achieves the smallest download time as well as the smallest storage overhead, with high fault-tolerance. Hence, for storage systems with limited cumulative service rate, MDS codes will be favorable candidates.

IV. DOWNLOAD TIME ANALYSIS FOR THE QUEUING REGIME

In this section we remove the assumption that at most one request is present in the system at any time. In this case, due to multiple requests being simultaneously present in the system, queues will build up at the storage servers. In order to highlight the structure of the queues in our system, let us first review the notion of an (ℓ, m) -Fork-Join (FJ) queue [15]. In an (ℓ, m) -FJ queue, each request is forked into ℓ

¹More generally, one can perform reliability analysis in terms of mean time to data loss (MTTDL) from the minimum distance by using standard techniques, see e.g., [37], [38], [34], [30], [28]. It is well-known that MTTDL grows exponentially with the minimum distance. For simplicity, we focus on the fault-tolerance instead of MTTDL.

copies upon arrival, and a request completes once any m out of its ℓ copies finish service. Once a request completes, its remaining $\ell - m$ copies are immediately removed from the system.

Under the FJ content access model, there are two levels of FJ queues present in the system that uses availability codes. In the *outer* level, each arriving request is duplicated into $t + 1$ copies and is sent to the systematic server and its t recovery groups. A request completes as soon as any one of its copies finishes service, hence forming a $(t + 1, 1)$ -FJ queue. In the *inner* level, request copies that are sent to a recovery group fork into r sub-copies and complete once all the forked copies finish service. Therefore, each recovery group acts as an (r, r) -FJ queue. Note that FJ queues at the recovery groups are not independent due to the cancellation of redundant request copies.

Analysis of the FJ queues is a long standing open problem. Its average response time is known only for the simplest case of $(2, 2)$ -FJ queue [39], [40]. Moreover, the inner FJ queues implemented in our system by the recovery groups are inter-dependent. This inter-dependence makes it intractable to exactly analyse our system. Our approach to understand the system performance is therefore deriving bounds and approximations on the download time.

A. Bounds on Download Time

Here, we present bounds on the system performance by considering more restricted counterparts of our system. These restrictions are carefully imposed on the system to make it possible to find exact or approximate expressions for the average download time.

Fork-Join General Arrival (FJ-GA): We refer to our availability coded system under the Fork-Join content access model and object popularity probabilities (p_1, \dots, p_k) as the Fork-Join General-Arrival system, and in short as *FJ-GA*.

Fork-Join Fixed Arrival (FJ-FA): In this restrictive model, every request arrival within a busy period asks for the same object. A busy period refers to the time interval during which there is at least one request in the system. This will hold for instance if the object popularities exhibit extreme skew, that is when the probability that a request asks for a particular object is one while it is zero for the rest of the objects. We note that, in general, the FJ-FA model is useful to understand the performance of Fork-Join model under highly skewed object popularities, which is known to be the typical case in practice [26].

Fork-Join Split-Merge (FJ-SM): In this restrictive model, requests are buffered upon arrival in a centralized FCFS queue, and are fed to the system one by one only when all the servers are idle.

Leveraging these two models, we find lower and upper bounds on the performance of our Fork-Join system under arrivals with general popularity distribution. In the following, we denote the download time of a system x under an aggregate arrival rate of λ as $T_{x,\lambda}$. We avoid writing λ explicitly when request arrival rate is clear from the context.

Theorem 2: Download time distributions for FJ-GA, FJ-FA, FJ-SM systems are ordered as follows.

$$\Pr \{T_{\text{FJ-GA},\lambda} > x\} \stackrel{(a)}{\geq} \sum_{i=1}^k p_i \cdot \Pr \{T_{\text{FJ-FA},\lambda p_i} > x\} \stackrel{(b)}{\geq} \sum_{i=1}^k p_i \cdot \exp\left(-((t+1)\mu - p_i \cdot \lambda)x\right), \quad (5)$$

$$\Pr \{T_{\text{FJ-GA},\lambda} > x\} \stackrel{(c)}{\leq} \Pr \{T_{\text{FJ-FA},\lambda} > x\} \stackrel{(d)}{\leq} \Pr \{T_{\text{FJ-SM},\lambda} > x\}, \quad (6)$$

Remark 4: It is possible to interpret the lower bound (a) as the response time in a system of k separate FJ-FA's, which are fed by splitting the Poisson arrival process across with the probabilities p_1, \dots, p_k . Using this interpretation, one can see that the value of the lower bound (a) increases as the object popularity probabilities (p_1, \dots, p_k) become more skewed, that is when the popularity is skewed towards a set of objects. This can be seen more easily for lower bound (b) since it is a closed-form expression. In fact the lower bound (a) becomes equal to the upper bound (c) when the object popularities are polarized, i.e., when every arrival asks for the same object. Upper bound (c) suggests that the performance of FJ-GA becomes worst when the object popularities are highly skewed.

Using the above result, we derive the following bounds on the average download time in FJ-GA system.

Theorem 3: The mean download time of FJ-GA system is bounded as follows.

$$\sum_{i=1}^k \frac{p_i}{(t+1)\mu - p_i \cdot \lambda} \leq \mathbb{E}[T_{\text{FJ-GA}}] \leq \mathbb{E}[T_{\text{FJ-FA}}] \leq \eta + \frac{\lambda \cdot \sum_{j=0}^t \binom{t}{j} (-1)^j \cdot \sum_{l=0}^{r:j} (-1)^l \binom{r:j}{l} (l+1)^{-2}}{\mu^2 \cdot (1 - \lambda \cdot \eta)}, \quad (7)$$

where $\eta = \frac{1}{\mu \cdot r} \beta\left(t+1, \frac{1}{r}\right)$. The lower bound is valid for $\lambda < (t+1)\mu / \max\{p_1, \dots, p_k\}$, and the upper bound is valid for $\lambda < 1/\eta$.

We defer proving Theorems 2 and 3 to Sec. VI after we establish the characteristics of FJ-FA and FJ-SM systems in Sec. V-A and V-B, which are used in the proofs.

B. Simulation Results

Here we discuss the simulation results for the Fork-Join systems defined by the coding schemes given in Table I. Fig. 3 shows the average download time vs. the request arrival rate for each of these four systems.

We observe that for high arrival rates, these systems are ordered in terms of their average download time as follows:

$$(18, 6)\text{-Replication} < (14, 6, 2, 3)\text{-Availability} < (10, 6, 3, 1)\text{-LRC} < (9, 6)\text{-MDS}.$$

Notice that this is the same ordering given by their storage efficiency. This means availability codes in the Fork-Join access model serve as an intermediate point in the storage vs. download time tradeoff between the two extremes: MDS and replication codes. This observation holds regardless of the skews in object popularities. Note that all the four coding schemes used here store 6 objects. However the number of servers n dictated by the code varies across the schemes. For a fair comparison, we fix the cumulative service rate at 10 across the schemes. Cumulative rate is then evenly allocated across the servers. For instance, server service rate is 1 in the system with $(10, 6, 3, 1)$ -LRC while it is $10/14$ in the system with $(14, 6, 2, 3)$ -Availability code.

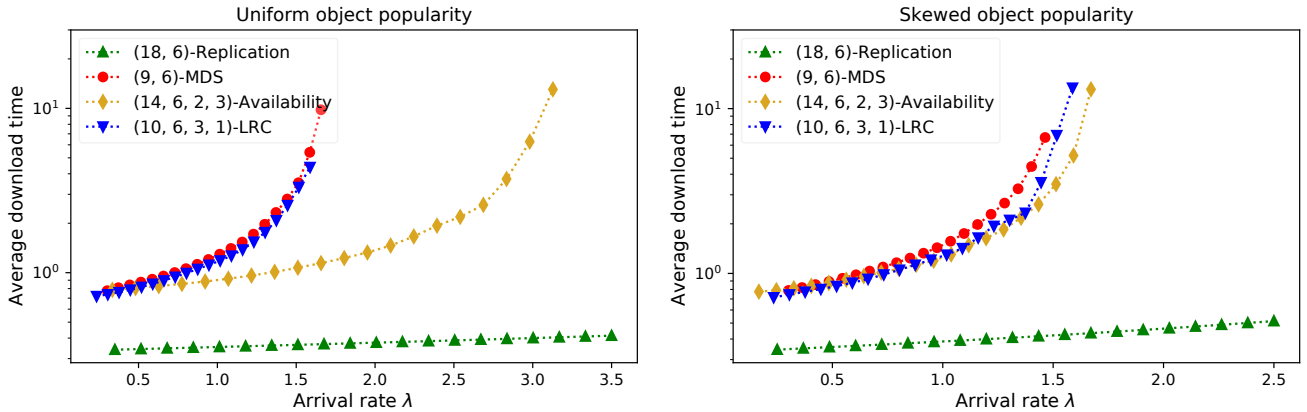


Fig. 3. Average download time vs. request arrival rate for systems with the coding schemes in Table I. On the left, system performance is shown for the case where all stored data objects have equal popularity. On the right, system performance is shown for the case where $1/3$ of the objects have 90% of the popularity and the rest share 10% of popularity equally, e.g., $p_1 = 0.45$, $p_2 = 0.45$, and $p_3 = p_4 = p_5 = 0.05$ for $(14, 6, 2, 3)$ -availability coded system.

V. VARIANTS OF THE FORK-JOIN SYSTEM

A. Fork-Join System in the Fixed-Arrival Model (FJ-FA)

Recall that, in the FJ-FA model, all request arrivals within a busy period ask for the same object. Therefore, each server in the system has a fixed role for every request within the same busy period. Each server acts either as the systematic or as a recovery server. Further, only one server takes the role of systematic server in the busy period.

Leading and Slow Servers: Since a request copy that is assigned to a recovery group is forked into r sibling servers that compose the recovery group, some of the recovery servers can be ahead of their siblings in service at any given time. We refer to such servers as *leading*. We refer to the other servers that are behind with service as *slow* servers. For instance, in the example shown in Fig. 6 (in Sec. VII-C), server that hosts the coded object $a + b$ is ahead of its sibling (the one that hosts object b) by one request copy. In this case we say the server hosting $a + b$ is leading while the server hosting b is slow.

It is not difficult to see that up to $1 + r(t - 1)$ different requests can be in service simultaneously, and different copies of the same request can start service at different times. These properties significantly complicate the system analysis. In order to address this challenge, we redefine the request service start times as follows.

Definition 1: We say that 1) a request is at the head of the line (HoL) once all its copies remaining in the system are in service, and 2) the request starts service once it moves to HoL.

Under this definition, we have the following important observation.

Observation 1: In the FJ-FA system, requests depart the system in the order they arrive and there can be at most one request in service at any time.

The first part follows from the fact that request copies depart in the order of arrival both at the systematic server and at any recovery group. To see the second part, note that, for two requests to be simultaneously in service, all remaining copies of each must be in service simultaneously, which is impossible given that requests depart the system in the first-in first-out order.

Once a request starts service, the layout of its copies at the servers determines its service time distribution. For instance if all copies and sub-copies of a request remain in the system at the time of its service start, then its service time will be distributed as $\min\{S, \left(S_{r:r}\right)_{t:1}\}$. Notice that due to the memoryless property of the exponential distribution, we do not need to consider the time copies of a request spend in service before the request moves to HoL.

At each recovery group, a request can have up to $r - 1$ of its copies depart before it moves to HoL. We refer such copies as *early departing copies*. If d copies of a request depart early at a recovery group, service time of the request copy at that recovery group will be distributed as $S_{r-d:r-d}$ (once the request moves to HoL). Given that $S_{r-d':r-d'} < S_{r-d:r-d}$ for $d' > d$, the more copies of a request depart early the faster (stochastically) the request will be served at a recovery group.

Let d_i denote for a request the number of its early departing copies at the i th recovery group. Then

service time distribution for the request is given as $S_{d_1, \dots, d_t} = \min\{S, S_{r-d_1:r-d_1}, \dots, S_{r-d_t:r-d_t}\}$. For a multiset $\{d_1, \dots, d_t\} \in \{0, 1, \dots, r-1\}^t$ and each $d \in \{0, 1, \dots, r-1\}$, let ν_d denote the number of occurrences of d in the multiset. Given that the recovery groups are indistinguishable, service time distribution S_{d_1, \dots, d_t} is solely determined by the vector $\boldsymbol{\nu} = (\nu_0, \nu_1, \dots, \nu_{r-1})$, and we say in this case that the request has *type- $\boldsymbol{\nu}$* service time, and denote it as $S_{\boldsymbol{\nu}}$. The set of all possible $\boldsymbol{\nu}$'s is given by

$$\mathcal{N} = \left\{ (\nu_0, \nu_1, \dots, \nu_{r-1}) \mid \sum_0^{r-1} \nu_i = t, \nu_i \text{ is a non-negative integer.} \right\} \quad (8)$$

We formalize these observations in the following lemma.

Lemma 3: In the FJ-FA system, the set of all possible request service time distributions is $\mathcal{S} = \{S_{\boldsymbol{\nu}} \mid \boldsymbol{\nu} \in \mathcal{N}\}$, where \mathcal{N} is given in (8) and $|\mathcal{S}| = |\mathcal{N}| = \binom{t+r-1}{r-1}$. Type- $\boldsymbol{\nu}$ service time CDF is

$$\Pr\{S_{\boldsymbol{\nu}} > s\} = \exp(-\mu \cdot s) \cdot \prod_{d=0}^{r-1} \left(1 - (1 - \exp(-\mu \cdot s))^{r-d}\right)^{\nu_d}. \quad (9)$$

As discussed above, the more copies of a request depart early (before the request moves to HoL), the faster its service will be. This is clearly seen in (9). Recall that $\sum_i \nu_i = t$ for any $\boldsymbol{\nu} \in \mathcal{N}$. The tail distribution of $S_{\boldsymbol{\nu}}$ gets smaller as the mass t of $\boldsymbol{\nu}$ is shifted on ν_i 's with larger i . We have the following partial ordering between request service time distributions $S_{\boldsymbol{\nu}} > S_{\boldsymbol{\nu}'}$, if there exists a j such that $\nu_i \leq \nu'_i$ for all $i \geq j$. This ordering implies that request service times when $\boldsymbol{\nu}$ is equal to $(0, \dots, 0, t)$ and $(t, 0, \dots, 0)$ are respectively the *fastest* and *slowest* request service time distributions. We refer to the fastest service time $S_{(0, \dots, 0, t)}$ as S_{fastest} , and refer to the slowest service time $S_{(t, 0, \dots, 0)}$ as S_{slowest} . Their distributions are

$$\Pr\{S_{\text{fastest}} > s\} = e^{-\mu(t+1)s}, \quad \Pr\{S_{\text{slowest}} > s\} = e^{-\mu \cdot s} \cdot (1 - (1 - e^{-\mu \cdot s})^r)^t. \quad (10)$$

B. Fork-Join System in the Split-Merge Model (FJ-SM)

Recall that in the FJ-SM system, requests wait in a centralized FCFS queue and are admitted to service one at a time. FJ-SM therefore does not introduce any dependence between the service time distributions of different requests. More specifically, the FJ-SM system implements an M/G/1 queue with an arrival rate of λ and the service time distribution $T_{\text{FJ-}(r,t)}$ given in (1). This is because the requests move to service in the order they arrive and their service times are i.i.d. with $T_{\text{FJ-}(r,t)}$. Further, the arrival process is Poisson. Hence, the FJ-SM system defines the described M/G/1 queue.

In FJ-SM, all servers are blocked until the request at the HoL finishes service, whereas in FJ-GA or FJ-FA, each server can independently start serving from their queues. FJ-SM therefore performs slower than both FJ-GA and FJ-FA. This serves us to find an upper bound on the performance of FJ-GA and FJ-FA as stated below. It should be noted that the Split-Merge model is also used in [15] for deriving upper bounds on the response time of (n, k) -FJ queue.

Lemma 4: The download time of the FJ-SM system has the first-order stochastic dominance over the download time distributions of the FJ-FA and FJ-GA systems. In other words, it holds that

$$\Pr \{T_{\text{FJ-GA}} > t\} \leq \Pr \{T_{\text{FJ-SM}} > t\} \quad \text{and} \quad \Pr \{T_{\text{FJ-FA}} > t\} \leq \Pr \{T_{\text{FJ-SM}} > t\}.$$

Fast-Split-Merge Model: Observe that the request service time distribution in FJ-SM, given in (1), is the same as S_{slowest} that we previously derived in (10). Recall that S_{slowest} denotes the slowest possible request service time distribution in the FJ-FA system. In other words, FJ-SM is a modification of FJ-FA such that it forces every request to be served with the slowest possible distribution.

We next consider the *Fast-Split-Merge model*, denoted as FJ-FSM, which operates at the other extreme of FJ-SM and serves every request with the fastest possible service time distribution S_{fastest} stated in (10).

Lemma 5: The FJ-FA system in the Fast-Split-Merge model, namely FJ-FSM system, implements an M/M/1 queue with an arrival rate of λ and service time distribution $\text{Exp}((t+1)\mu)$. The download time in FJ-FSM system is then distributed as $\text{Exp}((t+1)\mu - \lambda)$.

Proof: Recall that FJ-FA implements a FCFS queue (Observation 1). FJ-FSM system therefore implements a FCFS queue with service times i.i.d. as S_{fastest} . We know from (10) that $S_{\text{fastest}} \sim \text{Exp}((t+1)\mu)$. This shows that FJ-FSM model implements the described M/M/1 queue. ■

Just as we used FJ-SM to find an upper bound on the performance of FJ-FA (Lemma 4), we next use FJ-FSM system to find a lower bound.

Lemma 6: For $\lambda < (t+1)\mu$, we have $\Pr \{T_{\text{FJ-FA}} > x\} \geq \exp(-((t+1)\mu - \lambda)x)$.

Proof: FJ-FA implements a FCFS queue (Observation 1), and each request is served with one of the $\binom{t+r-1}{r-1}$ distributions given in Lemma 3. In FJ-FSM, all requests are served with the fastest possible service time. Response time of FJ-FSM therefore serves as a lower bound for $T_{\text{FJ-FA}}$. This observation together with Lemma 5 gives us the lower bound on $\Pr \{T_{\text{FJ-FA}} > x\}$. ■

The following corollary of Lemma 6 gives a bound on the average download time in FJ-FA.

Corollary 1: For $\lambda < (t+1)\mu$, we have $\mathbb{E}[T_{\text{FJ-FA}}] \geq \frac{1}{(t+1)\mu - \lambda}$.

VI. PROOFS OF THEOREMS 2 AND 3

Proof of Theorem 2: Lower bounds (a) and (b): Let us introduce the following enlarged system. Suppose we create k copies of the Fork-Join system, which we index over as system- i for $i = 1, \dots, k$. Let us forward the arrivals asking for object i only to system- i . Then, system- i will be equivalent to a FJ-FA system operating under a request arrival rate of $p_i \cdot \lambda$. Clearly, an arbitrary request in this enlarged system will experience a smaller response time than the original system, which gives us lower bound (a). The system in Fast-Split-Merge model presents a lower bound on $T_{\text{FJ-FA}}$ (Lemma 6), which together with (a) gives us (b).

Upper bound (d): Follows from Lemma 4.

Upper bound (c): We present a sketch of the proof. The arguments below can be made rigorous by *sample path analysis*, i.e., by considering every possible sequence of states that the system might possibly evolve through. Note that the only difference between FJ-FA and FJ-GA is the download role of the servers for the requests. In FJ-FA, one server acts as the systematic server for all requests, and all the remaining servers act as recovery servers. Any leading server is a recovery server, and the early departures from it can only (stochastically) reduce the service time of a request. However in FJ-GA, a leading server might serve the systematic copy of a request waiting in line. Early departing copies at the leading servers can then completely finish a request, even before the request moves to HoL.

Consider the case when request i is in service, and there is a leading server that is serving a copy of request $j > i$. We refer to this leading server as the *tagged server*. Under the fixed arrival model, copy of request j that is in service at the tagged server is a recovery copy and its early completion would accelerate the service time of request j . Let us now consider the case in which the tagged server is a systematic server for request j , as it might happen in FJ-GA system.

As discussed above, early completion of request j 's systematic copy is better than completion of one of its recovery copies. We now consider the worst case, in which copy of request j at the tagged server does not finish service until request j moves to HoL. Notice that this case would be the same as the case in which request j has a recovery copy at the tagged server (as it would be the case in the FJ-FA system) and the recovery copy did not finish service until request j moves to HoL. That is why having requests asking for different objects only improves the response time compared to the case with all requests asking for the same object. In other words, FJ-GA performs faster than FJ-FA. ■

Proof of Theorem 3: Lower bound (a) given on $T_{\text{FJ-GA}}$ in (5) is a mixture distribution with components

distributed as $\text{Exp}((t+1)\mu - p_i \cdot \lambda)$ for $i = 1, \dots, k$. Expected value of this mixture distribution is the lower bound for $\mathbb{E}[T_{\text{FJ-GA}}]$. By (d) given in (6), average response time $\mathbb{E}[T_{\text{FJ-SM}}]$ in FJ-SM system yields an upper bound on $\mathbb{E}[T_{\text{FJ-GA}}]$. FJ-SM implements an M/G/1 queue with the service time distribution S_{slowest} (Sec. V-B). Then Pollaczek-Khinichin formula [41] gives us

$$\mathbb{E}[T_{\text{FJ-SM}}] = \mathbb{E}[S_{\text{slowest}}] + \frac{\lambda \cdot \mathbb{E}[S_{\text{slowest}}^2]}{2(1 - \lambda \cdot \mathbb{E}[S_{\text{slowest}}])}. \quad (11)$$

First moment of S_{slowest} is given in (2). We find its second moment as

$$\begin{aligned} \mathbb{E}[S_{\text{slowest}}^2] &\stackrel{(i)}{=} \int_0^\infty 2s \cdot \Pr\{S_{\text{slowest}} > s\} ds \stackrel{(ii)}{=} \int_0^\infty 2s \cdot \exp(-\mu \cdot s) \left(1 - \left(1 - \exp(-\mu \cdot s)\right)^r\right)^t ds \\ &\stackrel{(iii)}{=} \sum_{j=0}^t \binom{t}{j} (-1)^j \cdot \sum_{l=0}^{r \cdot j} (-1)^l \binom{r \cdot j}{l} \cdot \int_0^\infty 2s \cdot \exp(-\mu(l+1)s) ds \\ &= \sum_{j=0}^t \binom{t}{j} (-1)^j \sum_{l=0}^{r \cdot j} (-1)^l \cdot \binom{r \cdot j}{l} \frac{2}{\mu^2(l+1)^2}, \end{aligned} \quad (12)$$

where (i) follows from the fact that for a non-negative r.v. X , $\mathbb{E}[X^2] = \int_0^\infty 2s \cdot \Pr\{X > s\} ds$, (ii) comes from substituting (10) in, and (iii) follows from the binomial expansion of $\left(1 - \left(1 - \exp(-\mu \cdot s)\right)^r\right)^t$ and interchanging the order of integration and summation. Finally, substituting in (11) the first and second moments of S_{slowest} gives us the upper bound in (7). \blacksquare

VII. M/G/1 QUEUE APPROXIMATION FOR THE FJ-FA SYSTEM

A. Background

In the discussion of the FJ-FA system, we re-defined the request service start times (see in Sec. V-A, Definition 1). That allowed us to simplify the view of the system and make two important observations: i) requests depart the FJ-FA system in the order they arrive (Observation 1), and ii) there are $\binom{t+r-1}{r-1}$ possible request service time distributions, as given in Lemma 3. These two observations, together with the one we make below, allow us to argue that the FJ-FA system can be approximated as an M/G/1 queue.

Following up on Lemma 3, it is natural to ask: what is the probability that an arbitrary request arrival is served with type- ν service time for a given ν ? The limiting value of this probability is equal to its ‘‘time average’’. That is, when the system is stable, we have

$$\lim_{i \rightarrow \infty} \Pr\{J_i = \nu\} = f_\nu, \quad (13)$$

where J_i refers to the type of service time for the i th request arrival and f_ν is the limiting fraction of the requests that is served with type- ν service time (see [29] for the proof).

The service time distribution of a request is dictated by the system state at its service start time epoch. Queue lengths carry memory between the service starts of the subsequent requests. For instance, at the service start time of the i th request, if the difference between the queue lengths at all the leading and slow servers is at least 2, then this difference will be at least 1 at the service start time for the $(i+1)$ th request. Therefore in general, service times are not independent across the subsequent requests. However, very importantly, request service times can only be *loosely coupled*. Every request departure from the system triggers cancellation of its outstanding copies that are still in service. This helps the slow servers to catch up with the leading servers, and it is “hard” for the leading servers to keep leading since they also compete with every other server in the system. Queues across all the servers are thus expected to frequently level up. Time epochs at which the queues level up while they are non-empty corresponds to a request starting its service (i.e., moving to HoL) with type-0 service time distribution. Requests that move to HoL before or after a time epoch at which the queues level up have independent service time distributions. Therefore, these time epochs break the dependence between the request service time distributions. Given that these time epochs occur frequently, request service times constitute a series of independent small-size batches.

Observation 2: The FJ-FA system experiences frequent time epochs across which the request service time distributions are independent.

The observations we have made so far allow us to develop *an approximate method* for analyzing the FJ-FA system. Requests depart the system in the order they arrive (Observation 1), hence the system as a whole acts as a FCFS queue. There are $\binom{t+r-1}{r-1}$ possible distributions for the request service times as given in Lemma 3. Although request service times are not independent, they are loosely coupled (Observation 2). Putting all these together, we propose the following approximation for the FJ-FA system.

Approximation 1: The average download time in the FJ-FA system can be approximated as an M/G/1 queue, and it holds that

$$\mathbb{E}[T_{\text{FJ-FA}}] \approx \mathbb{E}[S] + \frac{\lambda \cdot \mathbb{E}[S^2]}{2(1 - \lambda \cdot \mathbb{E}[S])}. \quad (14)$$

Here, the moments of S are given as

$$\mathbb{E}[S] = \sum_{\nu \in \mathcal{N}} f_\nu \cdot \mathbb{E}[S_\nu], \quad \mathbb{E}[S^2] = \sum_{\nu \in \mathcal{N}} f_\nu \cdot \mathbb{E}[S_\nu^2], \quad (15)$$

where the set \mathcal{N} is defined in (8), f_ν is given in (13) as the probability that the service time of an arbitrary

request is sampled from S_ν , and the distribution of S_ν is given in Lemma 3.

Note that (14) follows from the Pollaczek-Khinichin formula [41], and (15) follows from (13) and Lemma 3. Moreover, the approximation becomes exact for the system with locality 1, that is, when the Fork-Join content access model is implemented on the system with replicated storage [15].

B. Approximations for the FJ-FA System with Locality Two

We next focus on the FJ-FA model for systems using availability codes with locality $r = 2$. This class of codes are of interest mainly because they are minimally different from replication with locality $r = 1$.

Given that recovery groups consist of two servers, there can be at most one leading server in each. Hence a request can have at most one early departure at each of the recovery groups. (See Sec. V-A for the definition of early departing request copies.) Request service type vector ν in this case is given by (ν_0, ν_1) where ν_0 (resp. ν_1) denotes the number of recovery groups at which the request has no (resp. one) early departing copy. Given that $\nu_0 + \nu_1$ is fixed and equal to t , it is sufficient to only keep track of ν_1 to determine the service time distribution of a request. In other words, service time distribution for a request is defined by its number of early departing copies, *i.e.*, number of recovery groups at which the request had one early departure. Given that ν_1 lies in $[0, t]$, the set \mathcal{S} of all possible service time distributions is of size $t + 1$. If a request has an early departing copy at i recovery groups before it moves to HoL, *i.e.*, $\nu_1 = i$, then the request will be served with type- i service time distribution. (Here, we follow the convention introduced on service types in Sec. V-A.) Type- i service time distribution is given by

$$\Pr \{S_i > s\} = \exp(-\mu \cdot s)^{i+1} \cdot \left(1 - (1 - \exp(-\mu \cdot s))^2\right)^{t-i} \quad (16)$$

for $i = 0, 1, \dots, t$. We have for $s > 0$, $\frac{\Pr\{S_{i+1} > s\}}{\Pr\{S_i > s\}} = \frac{\exp(-\mu \cdot s)}{1 - (1 - \exp(-\mu \cdot s))^2} < 1$. This implies that service times S_i 's are stochastically ordered as $S_0 > S_1 > \dots > S_t$. Recall that for the general case, we had a partial ordering between the service time distributions for FJ-FA system with general locality r . This partial ordering turns into a complete ordering in this case with $r = 2$.

One can show that finding the request service time probabilities f_i 's requires an exact analysis of the system (see [29] for details), which is known to be intractable due to the state explosion problem. In the following, we conjecture a relation between f_i 's for the case with locality of two. This relation will be used later to derive several estimates for f_i 's.

Conjecture 1: In FJ-FA system with $r = 2$, we have $f_{i-1} > f_i$ for $i = 1, \dots, t$.

We next briefly discuss the reasoning behind the conjecture. Observation 2 states that servers frequently level up. This is because the leading servers in the recovery groups compete with every other server in the system to keep leading. For a request to have type- i distribution for service (once it moves to HoL), it needs to have one early departure (before the request moves to HoL) at exactly i recovery groups. This requires one server in each of the i recovery groups to be leading, and this becomes less likely for larger i . We have validated the conjecture with extensive simulations. Fig. 4 shows the simulated values for f_i 's in a system that employs the binary Simplex code with availability $t = 1, 3$ and locality $r = 2$. Moreover, we prove the conjecture for the system with availability one and locality two. This is implied by the bounds given on f_i 's in Theorem 6.

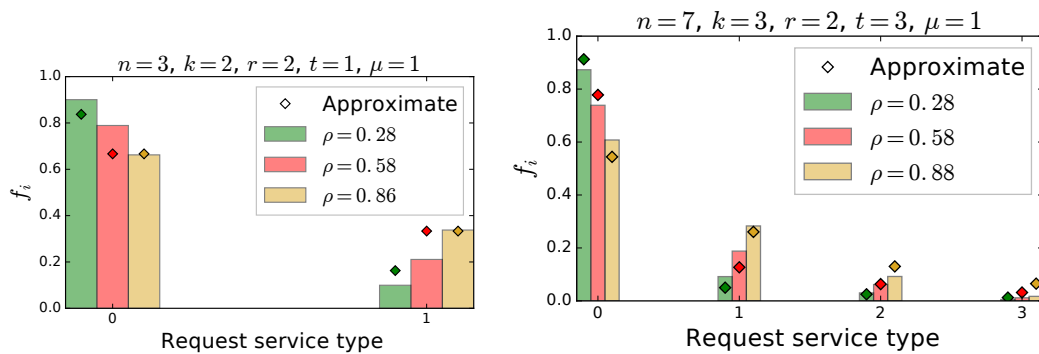


Fig. 4. Simulated request service time probabilities f_i 's for systems with (3, 2, 2, 1)- and (7, 3, 2, 3)-availability codes. Here ρ is the Average load offered on the system.

From the simulated values of f_i 's given in Fig. 4, one can see that the frequency of type- i service times increases for smaller values of i as the arrival rate (i.e., the offered load on the system) increases. This is aligned with the discussion given in the previous paragraph. For a request to have type- i distribution for service, it needs to have one early departure at i recovery groups, and this is possible only if there are i leading servers in the system. Recovery servers can go ahead of their peers in serving requests only if there are request copies waiting in their queues. As the offered load on the system increases, queues at the servers become more likely to accumulate larger number of request copies, and this allows the leading servers to progress even further than they could while operating under smaller offered load.

Using the observations above on f_i 's, we estimate the value of f_i 's. Then substituting these estimates in the M/G/1 approximation (cf. (14)) yields an approximation for the FJ-FA system with locality two stated as follows. We refer the reader to [29] for the details.

Proposition 1: The FJ-FA system with locality $r = 2$ can be approximated by an M/G/1 queue with

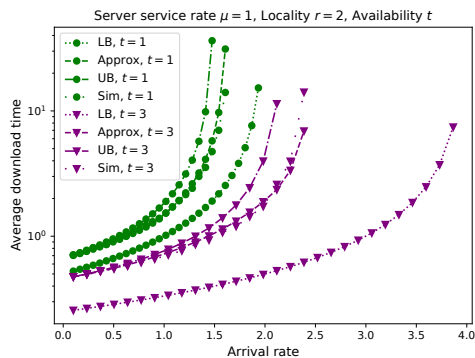


Fig. 5. Comparison of the approximations and bounds given for FJ-FA system with locality $r = 2$. *Sim* is the simulated values. *UB* (resp. *LB*) is the upper (resp. lower) bound obtained by Split-Merge (resp. Fast-Split-Merge) models are given in Lemma 4 (resp. 6). *Approx* is the M/G/1 queue approximation presented in Prop. 1.

service time distribution

$$\Pr \left\{ \hat{S}_{\text{fine-grained}} > s \right\} = \left(1 + \sum_{i=1}^t \prod_{j=0}^{i-1} \hat{\rho}_j \right)^{-1} \cdot \sum_{i=0}^t \Pr \{ S_i > s \} \cdot \prod_{j=0}^{i-1} \hat{\rho}_j,$$

where $\hat{\rho}_j$'s are recursively computed as ($i = 1, \dots, t$)

$$\hat{\rho}_0 = \frac{\lambda \cdot \mathbb{E} \left[\hat{S}_{\text{simple}} \right]}{t \left(1 - \lambda \cdot \mathbb{E} \left[\hat{S}_{\text{simple}} \right] \right)}, \quad \hat{\rho}_i = \frac{1 - \left(1 - \lambda \cdot \mathbb{E} \left[\hat{S}_{\text{simple}} \right] \right) \left(1 + \sum_{k=0}^{i-1} \prod_{l=0}^k \hat{\rho}_l \right)}{\left(1 - \lambda \cdot \mathbb{E} \left[\hat{S}_{\text{simple}} \right] \right) (t - i) \prod_{k=0}^{i-1} \hat{\rho}_k},$$

where $\mathbb{E} \left[\hat{S}_{\text{simple}} \right] = \frac{1}{t+1} \sum_{i=0}^t \mathbb{E} [S_i]$ and S_i 's are defined in (16).

Comparison of the M/G/1 queue approximations: Fig. 5 gives a comparison between the Fine-grained approximation and the bounds presented in Sec. V-A.

C. Approximations for the FJ-FA System with Locality Two and Availability One

Now, we focus on availability codes with locality two and availability one. This case represents the simplest possible availability code, that is storing two objects together with an XOR'ed copy over three servers as $[a, b, a + b]$. The corresponding FJ system is thus the simplest of all FJ systems with availability codes. Although the exact analysis of the system is still formidable, the system state is simple enough to find tighter bounds on the request service time probabilities. Notice that requests in this case are served with either type-0 or type-1 service time distribution. Hence to apply the M/G/1 approximation presented in Prop. 1, we only have to find two request service time probabilities f_0 and f_1 .

The simplicity of the setting here allows us to address a more general service time model than i.i.d. $\text{Exp}(\mu)$ r.v.'s. We again model the service times to be independent across different servers and request copies. However this time, we let the service time at the systematic server to be distributed as $\text{Exp}(\gamma)$, and the service times at the recovery servers to be distributed as $\text{Exp}(\alpha)$ and $\text{Exp}(\beta)$. In the following we will refer to server with service rate x as server- x .

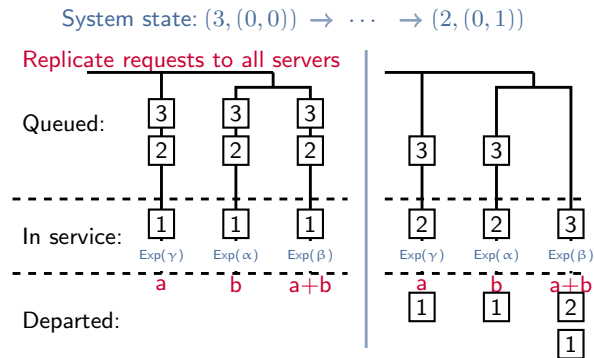


Fig. 6. Fork-Join system with availability one and locality two under Fixed-Arrival regime. Snapshot on the left illustrates the time epoch at which request 1 starts service and its service time distribution S_0 . Snapshot on the right illustrates the same for request 2 and its service time distribution S_1 .

The system state at time τ can be described with a triple $\mathbf{s}(\tau) = (N(\tau), (n_\alpha(\tau), n_\beta(\tau)))$. $N(\tau)$ denotes the total number of requests in the system at time τ . This is given by the number of request copies present in the systematic server. $n_\alpha(\tau)$ (resp. $n_\beta(\tau)$) denotes by how many request copies server- α (resp. server- β) is leading the other recovery server. In other words, denoting the queue length at server- x at time τ with $\text{len-}x(\tau)$, we can express $n_\alpha(\tau)$ and $n_\beta(\tau)$ as

$$n_\alpha(\tau) = \max\{\text{len-}\alpha(\tau) - \text{len-}\beta(\tau), 0\}, \quad n_\beta(\tau) = \max\{\text{len-}\beta(\tau) - \text{len-}\alpha(\tau), 0\}. \quad (17)$$

It follows that $n_\alpha(\tau) \cdot n_\beta(\tau) = 0$ for all τ . This is because there can only be one leading recovery server at any time since the system has one recovery group of two servers (availability one, locality two). (Recall the definition of leading server as discussed in the 2nd paragraph of Sec. V-A.) The system state is illustrated in Fig. 6 with two different snapshots of the system.

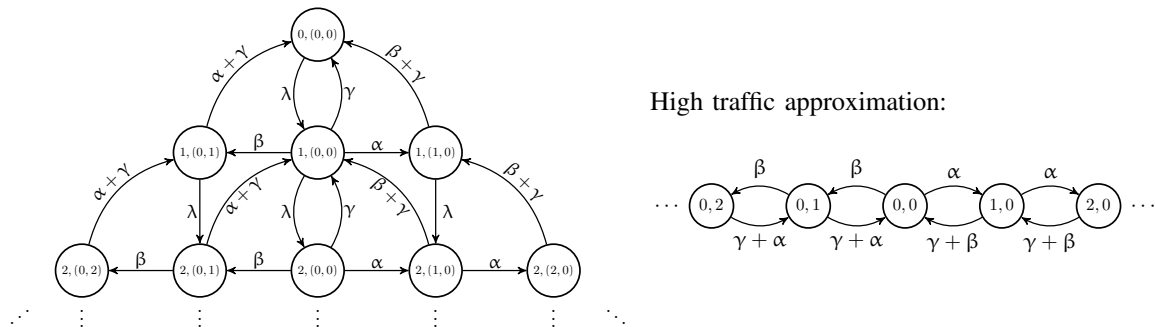


Fig. 7. Markov state process for the FJ-FA system with availability one and locality two, and its high traffic approximation.

Note that the system state $\mathbf{s}(\tau)$ is a Markov process as illustrated in Fig. 7 (left). Let us define $\Pr\{\mathbf{s}(\tau) = (k, i, j)\} = p_{k,i,j}(\tau)$. Suppose that the system stability is imposed and $\lim_{\tau \rightarrow \infty} p_{k,i,j}(\tau) = p_{k,i,j}$. Then balance equations for the system are summarized for $k, i, j \geq 0$ as

$$\begin{aligned} & (\gamma \cdot \mathbb{1}(k \geq 1) + \alpha \cdot \mathbb{1}(i \geq 1) + \beta \cdot \mathbb{1}(j \geq 1)) \cdot p_{k,i,j} \\ & = \lambda \cdot \mathbb{1}(k \geq 1, i \geq 1, j \geq 1) \cdot p_{k-1,i-1,j-1} + \gamma \cdot p_{k+1,i+1,j+1} + (\gamma + \alpha) \cdot p_{k+1,i+1,j} + (\gamma + \beta) \cdot p_{k+1,i,j+1}. \end{aligned}$$

Balance equations given above does not allow computing the generating function $P_{w,x,y} = \sum_{k,i,j>0} p_{k,i,j} \cdot w^k x^i y^j$. It is therefore intractable to exactly analyse the system's steady state behavior. Intractability arises from the fact that the state space is infinite in two dimensions.

We analyze the pyramid Markov process in Fig. 7 by two methods: 1) the *local balance method* with a guess-based analysis [42, Chapter 17] and 2) the *matrix analytic method* [42, Chapter 21], which involves truncating the process appropriately and then numerically solving for the steady state probabilities with an iterative procedure. For the analysis, we refer the reader to [29]. The matrix analytic method gives us the following upper bound on the average download time. Note that this bound is provably tighter than the Split-Merge upper bound previously given in Thm. 3. This is because the Split-Merge model is equivalent to truncating the pyramid process and keeping only the central column, while in our application of the matrix analytic method, we keep the five central columns.

Theorem 4: For FJ-FA system with availability one and locality two, a strict upper bound on the average data download time is given as

$$\mathbb{E} [T_{\text{FJ-FA}}] < \frac{1}{\lambda} \left(\boldsymbol{\pi}_0 \cdot \mathbf{1}_0^T - \pi_{0,(0,0)} + \boldsymbol{\pi}_1 \cdot \left((\mathbf{I} - \mathbf{R})^{-2} + (\mathbf{I} - \mathbf{R})^{-1} \right) \cdot \mathbf{1}_1^T \right). \quad (18)$$

Vectors $\mathbf{1}_0$ and $\mathbf{1}_1$ are given as $\mathbf{1}_0 = [1, 1, 1, 1]$, $\mathbf{1}_1 = [1, 1, 1, 1, 1]$. and $\mathbf{1}_0^T$ and $\mathbf{1}_1^T$ refer to their transpose. Vectors $\boldsymbol{\pi}_0$ and $\boldsymbol{\pi}_1$ are given as

$$\boldsymbol{\pi}_0 = [\pi_{0,(0,0)}, \pi_{1,(0,1)}, \pi_{1,(0,0)}, \pi_{1,(1,0)}] \quad \text{and} \quad \boldsymbol{\pi}_1 = [\pi_{2,(0,2)}, \pi_{2,(0,1)}, \pi_{2,(0,0)}, \pi_{2,(1,0)}, \pi_{2,(2,0)}],$$

where $\pi_{n_\gamma, (n_\alpha, n_\beta)}$ is the steady-state probability that queue lengths at the servers are $\text{len-}\gamma = n_\gamma$, $\text{len-}\alpha = n_\alpha$ and $\text{len-}\beta = n_\beta$. Matrices \mathbf{I} and \mathbf{R} are real and 5×5 . \mathbf{I} is the identity matrix. \mathbf{R} is numerically computed in terms of the arrival rate λ and service rates γ , α and β . The algorithm is described in Algorithm 1 of [29].

High-traffic approximation: We next present a method to analyze the system using our M/G/1 approximation (cf. (14)). As in Sec. V-A, we first find estimates for the request service time probabilities f_0 and f_1 , and then substitute these estimates in the M/G/1 approximation. The main difference here is that using the pyramid Markov process, we are able to find relatively tighter estimates for f_0 and f_1 .

Suppose that the system operates very close to its stability limit, such that the queues at the servers are always nonempty and servers are always busy serving a request copy. This reduces the system complexity, as we can now describe the system state keeping track of $n(\tau) = (n_\alpha(\tau), n_\beta(\tau))$ defined in (17). System state in this case implements a birth-death Markov process as shown in Fig. 7 (right). Steady state balance

equations are given as $\alpha \cdot p_{i,0} = (\gamma + \beta)p_{i+1,0}$, and $\beta \cdot p_{0,i} = (\gamma + \alpha)p_{0,i+1}$, $i \geq 0$. It is now straightforward to find the limiting state probabilities $\lim_{\tau \rightarrow \infty} \Pr \{n(\tau) = (i, j)\} = p_{i,j}$ as

$$p_{0,0} = \frac{\gamma^2 - (\alpha - \beta)^2}{\gamma(\alpha + \beta + \gamma)}, \quad p_{i,0} = \left(\frac{\alpha}{\beta + \gamma}\right)^i p_{0,0}, \quad p_{0,i} = \left(\frac{\beta}{\alpha + \gamma}\right)^i p_{0,0}, \quad \text{for } i \geq 1.$$

We next use these to obtain bounds on the request service time probabilities f_0 and f_1 .

For the sake of simplicity, let the service rates α and β at the recovery servers be μ . We keep the service rate at the systematic server fixed at γ . A request completes as soon as either its copy at the systematic server or both copies at the recovery group finish service. We next present bounds on the fraction of the requests completed by the systematic server or the recovery group.

Theorem 5: In FJ-FA with availability one and locality two, let w_s and w_r be the fraction of requests completed by the systematic server and the recovery group. Then we have

$$w_s \geq \frac{\gamma \cdot \nu}{\gamma \cdot \nu + 2\mu^2}, \quad w_r \leq \frac{\mu^2}{\gamma \cdot \nu + 2\mu^2}; \quad \text{where } \nu = \gamma + 2\mu. \quad (19)$$

Proof: Suppose that the system operates under high traffic. Then we find expressions for \hat{w}_s and \hat{w}_r from the steady state probabilities of the Markov chain embedded in the state process $n(\tau)$ (illustrated in Fig. 7 (right)). Notice that we use the hat $\hat{\cdot}$ on top of these variables to indicate that these expressions will only serve us to find bound for the actual values of w_s and w_r .

System stays at each state for an exponential duration of rate $\nu = \gamma + 2\mu$. Therefore, steady state probabilities p_i 's (i.e., limiting fraction of the time spent in state i) of $n(\tau)$ and the steady state probabilities π_i 's (i.e., limiting fraction of the state transitions into state i) of the embedded Markov chain are equal. This is easily seen by the equality $\pi_i = p_i \cdot \nu / \sum_{i \geq 0} p_i \cdot \nu = p_i$.

Let f_s be the limiting fraction of state transitions that represent request completions by the systematic server. Let f_r denote the same quantity for the recovery group. We have

$$f_s = \pi_{0,0} \cdot \gamma / \nu + \sum_{i=1}^{\infty} \pi_{i,0} \cdot \gamma / \nu + \sum_{i=1}^{\infty} \pi_{0,i} \cdot \gamma / \nu = \gamma / \nu, \quad f_r = \sum_{i=1}^{\infty} (\pi_{0,i} + \pi_{i,0}) \cdot \mu / \nu = 2 \left(\frac{\mu}{\nu} \right)^2.$$

Limiting fraction of all state transitions that represent a request departure is then $f_d = f_s + f_r = (\gamma \cdot \nu + 2\mu^2) / \nu^2$. Thus the fractions of request completed by the systematic server and the recovery group are

$$\hat{w}_s = \frac{f_s}{f_d} = \frac{\gamma \cdot \nu}{\gamma \cdot \nu + 2\mu^2}, \quad \hat{w}_r = \frac{f_r}{f_d} = \frac{2\mu^2}{\gamma \cdot \nu + 2\mu^2}.$$

These values are calculated using the high traffic approximation, that is, for queues with unlimited number of requests and no-idle servers. However, when the system operates under stability, there will be a finite

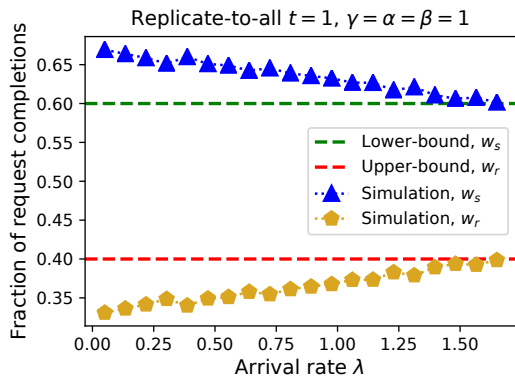


Fig. 8. Simulated fraction of request completions by the systematic server (w_s) and by the recovery group (w_r). Bounds are computed using the expressions given in (19).

number of requests in the system, and thus the recovery servers would regularly go idle. That is why fraction of the request completions at the recovery group is smaller under high traffic approximation than its actual value under stability. Hence $w_r \leq \hat{w}_r$. Given that $w_s = 1 - w_r$, we directly have $w_s \geq \hat{w}_s$. ■

Fig. 8 shows the general tightness of the high traffic bounds (19), which increases with the offered load. We next find bounds on request service time probabilities f_0 and f_1 using the high traffic approximation. Note that bounds given below prove Conjecture 1 for the system with availability 1 and locality 2.

Theorem 6: In FJ-FA system with availability 1 and locality 2, request service time probabilities are bounded as $f_0 \geq \frac{\gamma \cdot \nu}{\gamma \cdot \nu + 2\mu^2}$ and $f_1 \leq \frac{2\mu^2}{\gamma \cdot \nu + 2\mu^2}$ where $\nu = \gamma + 2\mu$.

Proof: Suppose that the system operates under high traffic approximation. Consider the state process $n(\tau)$ under high traffic assumption. Again here we will use the steady state probabilities $\pi_{i,j}$'s for the Markov chain embedded in $n(\tau)$. State transitions that are towards the center state $(0, 0)$ represent request completions. Let us define f_d as the fraction of such state transitions.

In high traffic regime, a request always starts being serviced as soon as its predecessor at HoL departs, and thus, each time system transitions into $(0, 0)$ state, a new request makes a type-0 service start. But, when the system transitions into any other state, a new request makes a type-1 service start. Let $f_{\rightarrow 0}$ and $f_{\rightarrow 1}$ be the fractions of state transitions that represent type-0 and type-1 request service starts. We have

$$f_d = \pi_{0,0} \cdot \gamma / \nu + \sum_{i=1}^{\infty} (\pi_{0,i} + \pi_{i,0}) \cdot (\mu + \gamma) / \nu = (2\mu^2 + 2\mu \cdot \gamma + \gamma^2) / \nu^2$$

$$f_{\rightarrow 0} = \pi_{0,0} \cdot \gamma / \nu + \pi_{1,0} \cdot (\mu + \gamma) / \nu + \pi_{0,1} \cdot (\mu + \gamma) / \nu = \pi_{0,0} \left(\frac{\gamma}{\nu} + \frac{2\mu}{\mu + \gamma} \frac{\mu + \gamma}{\nu} \right) = \pi_{0,0} = \frac{\gamma}{\gamma + 2\mu},$$

Thus, the limiting fraction of the requests that make type-0 (\hat{f}_0) or type-1 (\hat{f}_1) service start are

$$\hat{f}_0 = \frac{f_{\rightarrow 0}}{f_d} = \frac{\gamma \cdot \nu}{\gamma \cdot \nu + 2\mu^2}, \quad \hat{f}_1 = 1 - \hat{f}_0 = \frac{2\mu^2}{\gamma \cdot \nu + 2\mu^2}, \quad \text{where } \nu = \gamma + 2\mu.$$

Recall that we derived \hat{f}_0 and \hat{f}_1 using the high traffic approximation where we treated the system's

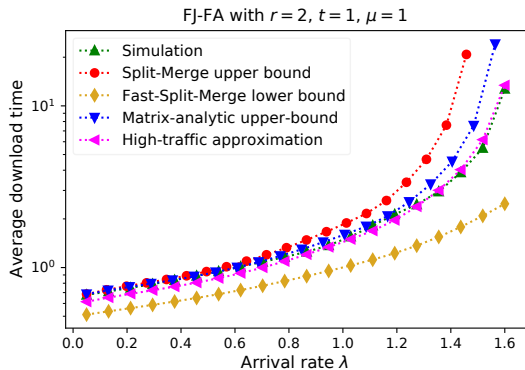


Fig. 9. Simulated average download time vs. our bounds and approximations. Split-Merge upper bound and Fast-Split-Merge lower bound are in Lemmas 4 and 6. Matrix analytic upper bound is in Theorem 4. M/G/1 approximation comes from substituting Theorem 6 bound in (14).

life cycle as a single, very long busy period. However under stability, system has to empty out regularly. Every request that finds the system empty, makes type-0 service start. Idle periods seldom happen, hence it is less likely for a request to have type-0 service time distribution. That is why f_0 under the high traffic approximation is smaller than its value under stability. Thus we conclude $\hat{f}_0 \leq f_0$ and $\hat{f}_1 \geq f_1$. ■

Comparison of approximations: We approximate the FJ-FA system as an M/G/1 queue (see Approximation 1), which together with the PK formula gives us an approximate expression for the average download time (14). This approximation requires the first and second moments of the service time distribution (15). Substituting the bounds in Thm. 6 in place of the actual probabilities f_0 and f_1 yields the following lower bounds on the service time moments, because $S_1 < S_0$:

$$\mathbb{E}[S] \geq \frac{1}{3} \left(\frac{2}{\gamma + \mu} - \frac{1}{\gamma + 2\mu} \right) + \frac{2}{3} \cdot \frac{1}{\gamma + \mu}, \quad \mathbb{E}[S^2] \geq \frac{1}{3} \left(\frac{4}{(\gamma + \mu)^2} - \frac{2}{(\gamma + 2\mu)^2} \right) + \frac{2}{3} \cdot \frac{2}{(\gamma + \mu)^2}.$$

Substituting these bounds for $\mathbb{E}[S]$ and $\mathbb{E}[S^2]$ in (14) gives a lower bound on the download time in FJ-FA with availability one and locality two. Since (14) is not exact but an approximation, lower bound derived on the download time as described above can only be claimed to be an approximate one. Simulated average data download times are compared with the approximation in Fig. 9. Approximation performs very well in predicting the actual average download time, especially compared to the Split-Merge and Fast-Split-Merge bounds given in Lemma 4 and 6.

VIII. CONCLUSIONS

We analysed download time in storage systems with availability codes and Fork-Join queuing model for data download with redundant requests. For the low-traffic regime where no queuing is involved, we gave a comparison between the download times in replicated, MDS and availability coded storage systems. We demonstrated that availability codes can reduce download time in some settings, but are not always optimal. In the absence of low-traffic assumption, availability codes give rise to multi-layer inter-dependent

Fork-Join queues, which are intractable for exact analysis due to the infamous state explosion problem. For this case we derived bounds and approximations on the download time by devising systems that are tractable variants of the Fork-Join system. Further, by focusing on an important class of availability codes with locality two, we presented finer approximations by using ideas from Markov process analysis and Renewal theory. In the process, we conjectured an interesting relationship between the service time probabilities, each of which represents the probability with which a request experiences the service time distribution of a specific type. Our bounds and approximations allowed us to give insights on the system performance for skewed popularities, which is a practically appealing scenario.

REFERENCES

- [1] S. Kadhe, E. Soljanin, and A. Sprintson, "Analyzing the download time of availability codes," in *2015 IEEE International Symposium on Information Theory (ISIT)*. IEEE, 2015, pp. 1467–1471.
- [2] M. F. Aktas, E. Najm, and E. Soljanin, "Simplex queues for hot-data download," in *ACM SIGMETRICS Performance Evaluation Review*, vol. 45, no. 1, 2017, pp. 35–36.
- [3] K. Shvachko, H. Kuang, S. Radia, and R. Chansler, "The hadoop distributed file system," in *2010 IEEE Symp. on mass storage systems and technologies (MSST'10)*, 2010.
- [4] B. Calder, J. Wang, A. Ogus, N. Nilakantan, A. Skjolsvold, S. McKelvie, Y. Xu, S. Srivastav, J. Wu, H. Simitci *et al.*, "Windows azure storage: a highly available cloud storage service with strong consistency," in *Proceedings of the Twenty-Third ACM Symposium on Operating Systems Principles*. ACM, 2011, pp. 143–157.
- [5] S. Muralidhar, W. Lloyd, S. Roy, C. Hill, E. Lin, W. Liu, S. Pan, S. Shankar, V. Sivakumar, L. Tang, and S. Kumar, "F4: Facebook's warm BLOB storage system," in *Proceedings of the 11th USENIX Conference on Operating Systems Design and Implementation*, ser. OSDI'14, 2014, pp. 383–398.
- [6] A. G. Dimakis, K. Ramchandran, Y. Wu, and C. Suh, "A Survey on Network Codes for Distributed Storage," *Proceedings of the IEEE*, vol. 99, no. 3, pp. 476–489, Mar. 2011.
- [7] F. Oggier and A. Datta, "Self-repairing homomorphic codes for distributed storage systems," in *INFOCOM, 2011 Proceedings IEEE*, April 2011, pp. 1215–1223.
- [8] P. Gopalan, C. Huang, H. Simitci, and S. Yekhanin, "On the locality of codeword symbols," *Information Theory, IEEE Transactions on*, vol. 58, no. 11, pp. 6925–6934, Nov 2012.
- [9] I. Tamo and A. Barg, "Bounds on locally recoverable codes with multiple recovering sets," in *Information Theory (ISIT), 2014 IEEE International Symposium on*, June 2014, pp. 691–695.
- [10] A. Rawat, D. Papailiopoulos, A. Dimakis, and S. Vishwanath, "Locality and availability in distributed storage," in *Information Theory (ISIT), 2014 IEEE International Symposium on*, June 2014, pp. 681–685.
- [11] L. Pamies-Juarez, H. Hollmann, and F. Oggier, "Locally repairable codes with multiple repair alternatives," in *Information Theory Proceedings (ISIT), 2013 IEEE International Symposium on*, July 2013, pp. 892–896.
- [12] A. Wang and Z. Zhang, "Repair locality with multiple erasure tolerance," *Information Theory, IEEE Transactions on*, vol. 60, no. 11, pp. 6979–6987, Nov 2014.

- [13] S. Melnik, A. Gubarev, J. J. Long, G. Romer, S. Shivakumar, M. Tolton, and T. Vassilakis, "Dremel: interactive analysis of web-scale datasets," *Proceedings of the VLDB Endowment*, vol. 3, no. 1-2, pp. 330–339, 2010.
- [14] J. Dean and L. A. Barroso, "The tail at scale," *Communications of the ACM*, vol. 56, no. 2, pp. 74–80, 2013.
- [15] G. Joshi, Y. Liu, and E. Soljanin, "Coding for fast content download," in *Allerton Conf.*, Oct. 2012, pp. 326–333.
- [16] L. Huang, S. Pawar, H. Zhang, and K. Ramchandran, "Codes can reduce queueing delay in data centers," in *IEEE International Symposium on Information Theory (ISIT)*, 2012, pp. 2766–2770.
- [17] G. Joshi, Y. Liu, and E. Soljanin, "On the delay-storage trade-off in content download from coded distributed storage systems," *IEEE Journal on Selected Areas in Communications*, vol. 32, no. 5, pp. 989–997, 2014.
- [18] G. Joshi, E. Soljanin, and G. Wornell, "Queues with redundancy: Latency-cost analysis," *ACM SIGMETRICS Perform. Eval. Rev.*, vol. 43, no. 2, pp. 54–56, 2015.
- [19] M. F. Aktaş and E. Soljanin, "Heuristics for analyzing download time in mds coded storage systems," in *2018 IEEE International Symposium on Information Theory (ISIT)*. IEEE, 2018, pp. 1929–1933.
- [20] G. Joshi, E. Soljanin, and G. Wornell, "Queues with redundancy: Latency-cost analysis," *ACM SIGMETRICS Performance Evaluation Review*, vol. 43, no. 2, pp. 54–56, 2015.
- [21] B. Li, A. Ramamoorthy, and R. Srikant, "Mean-field-analysis of coding versus replication in cloud storage systems," in *Computer Communications, IEEE INFOCOM 2016-The 35th Annual IEEE International Conference on*, 2016, pp. 1–9.
- [22] P. Parag, A. Bura, and J.-F. Chamberland, "Latency analysis for distributed storage," in *INFOCOM'17*, 2017, pp. 1–9.
- [23] G. Joshi, E. Soljanin, and G. W. Wornell, "Efficient redundancy techniques for latency reduction in cloud systems," *ACM Trans. Modeling and Perform. Evaluation of Comput. Sys. (TOMPECS)*, to appear, 2017.
- [24] G. Liang and U. C. Kozat, "FAST CLOUD: pushing the envelope on delay performance of cloud storage with coding," *IEEE/ACM Trans. Netw.*, vol. 22, no. 6, pp. 2012–2025, 2014.
- [25] G. Joshi, E. Soljanin, and G. W. Wornell, "Efficient replication of queued tasks for latency reduction in cloud systems," in *53rd Annual Allerton Conference on Communication, Control, and Computing, Allerton 2015, Allerton Park & Retreat Center, Monticello, IL, USA, September 29 - October 2, 2015*, 2015, pp. 107–114.
- [26] G. Ananthanarayanan, S. Agarwal, S. Kandula, A. Greenberg, I. Stoica, D. Harlan, and E. Harris, "Scarlett: coping with skewed content popularity in mapreduce clusters," in *Proceedings of the sixth conference on Computer systems*. ACM, 2011, pp. 287–300.
- [27] C. Huang, H. Simitci, Y. Xu, A. Ogus, B. Calder, P. Gopalan, J. Li, and S. Yekhanin, "Erasure coding in windows azure storage," in *Proceedings of the 2012 USENIX Conference on Annual Technical Conference*, ser. USENIX ATC'12, 2012.
- [28] M. Sathiamoorthy, M. Asteris, D. Papailiopoulos, A. G. Dimakis, R. Vadali, S. Chen, and D. Borthakur, "Xoring elephants: Novel erasure codes for big data," in *Proceedings of the VLDB Endowment*, vol. 6, no. 5. VLDB Endowment, 2013, pp. 325–336.
- [29] M. F. Aktas, "Performance evaluation of redundancy techniques for distributed storage and computing systems," Ph.D. dissertation, Rutgers University-Graduate School-New Brunswick, 2020.
- [30] C. Huang, H. Simitci, Y. Xu, A. Ogus, B. Calder, P. Gopalan, J. Li, and S. Yekhanin, "Erasure coding in windows azure storage," in *Presented as part of the 2012 USENIX Annual Technical Conference (USENIX ATC 12)*, 2012, pp. 15–26.
- [31] N. B. Shah, K. Lee, and K. Ramchandran, "When do redundant requests reduce latency?" *IEEE Transactions on Communications*, vol. 64, no. 2, pp. 715–722, 2016.
- [32] S. Ghemawat, H. Gobioff, and S.-T. Leung, "The google file system," in *ACM SIGOPS Operat. Sys. Rev.*, vol. 37, 2003, pp. 29–43.
- [33] G. DeCandia, D. Hastorun, M. Jampani, G. Kakulapati, A. Lakshman, A. Pilchin, S. Sivasubramanian, P. Vosshall, and W. Vogels, "Dynamo: amazon's highly available key-value store," in *ACM SIGOPS operating systems review*, vol. 41, no. 6, 2007, pp. 205–220.

- [34] D. Ford, F. Labelle, F. I. Popovici, M. Stokely, V.-A. Truong, L. Barroso, C. Grimes, and S. Quinlan, "Availability in globally distributed storage systems," in *9th USENIX Symposium on Operating Systems Design and Implementation*, Vancouver, BC, 2010.
- [35] V. R. Cadambe and A. Mazumdar, "Bounds on the size of locally recoverable codes," *IEEE transactions on information theory*, vol. 61, no. 11, pp. 5787–5794, 2015.
- [36] S. Kadhe and R. Calderbank, "Rate optimal binary linear locally repairable codes with small availability," in *IEEE Internat. Symp. on Inform. Th. (ISIT'17)*, 2017, pp. 166–170.
- [37] P. M. Chen, E. K. Lee, G. A. Gibson, R. H. Katz, and D. A. Patterson, "Raid: High-performance, reliable secondary storage," *ACM Comput. Surv.*, vol. 26, no. 2, pp. 145–185, Jun. 1994.
- [38] Qin Xin, E. L. Miller, T. Schwarz, D. D. E. Long, S. A. Brandt, and W. Litwin, "Reliability mechanisms for very large storage systems," in *20th IEEE/11th NASA Goddard Conf. on Mass Storage Systems and Technologies, (MSST 2003)*, April 2003, pp. 146–156.
- [39] L. Flatto and S. Hahn, "Two parallel queues created by arrivals with two demands i," *SIAM Journal on Applied Mathematics*, vol. 44, no. 5, pp. 1041–1053, 1984.
- [40] R. Nelson and A. Tantawi, "Approximate analysis of fork/join synchronization in parallel queues," *Computers, IEEE Transactions on*, vol. 37, no. 6, pp. 739–743, Jun 1988.
- [41] H. Tijms, *A First Course in Stochastic Models*. Wiley, 2003.
- [42] M. Harchol-Balter, *Performance Modeling and Design of Computer Systems: Queueing Theory in Action*, 1st ed. New York, NY: Cambridge University Press, 2013.