

# On the maximum amplitude of the high-redshift 21-cm absorption feature

Pablo Villanueva-Domingo,<sup>1,\*</sup> Olga Mena,<sup>1,†</sup> and Jordi Miralda-Escudé<sup>2,3,‡</sup>

<sup>1</sup>*Instituto de Física Corpuscular (IFIC), CSIC-Universitat de Valencia,  
Apartado de Correos 22085, E-46071, Spain*

<sup>2</sup>*Institut de Ciències del Cosmos, Universitat de Barcelona (IEEC-UB), Barcelona, Spain*

<sup>3</sup>*Institució Catalana de Recerca i Estudis Avançats, Barcelona, Spain*

We examine the maximum possible strength of the global 21-cm absorption dip on the Cosmic Background Radiation at high-redshift caused by the atomic intergalactic medium, when the Lyman- $\alpha$  coupling is maximum, assuming no exotic cooling mechanisms from interactions with dark matter. This maximum absorption is limited by three inevitable factors that need to be accounted for: (a) heating by energy transferred from the Cosmic Background Radiation to the hydrogen atoms via 21-cm transitions, dubbed as *21-cm heating*; (b) Ly $\alpha$  heating by scatterings of Ly $\alpha$  photons from the first stars; (c) the impact of the expected density fluctuations in the intergalactic gas in standard Cold Dark Matter theory, which reduces the mean 21-cm absorption signal. Inclusion of this third novel effect reduces the maximum global 21-cm absorption by  $\sim 10\%$ . Overall, the three effects studied here reduce the 21-cm global absorption by  $\sim 20\%$  at  $z \simeq 17$ .

## I. INTRODUCTION

The first non-linear structures containing baryonic matter in the Universe are expected to form in the Cold Dark Matter (CDM) model of structure formation at redshift  $z \sim 20$ , when the intergalactic medium (IGM) was mostly atomic and had been adiabatically cooling since the residual electrons left over from recombination could no longer keep the temperature equal to that of the Cosmic Background Radiation (CBR). The resulting temperature was  $\bar{T}_{ad} \simeq 8 \text{ K} [(1+z)/20]^2$  (e.g. [1]), which implies a comoving Jeans scale for the atomic gas (with adiabatic sound speed  $c_s^2 = 5k_B\bar{T}_{ad}/(3\mu m_p)$ , where  $\mu$  is the mean molecular weight and  $m_p$  the mass of the proton) of

$$\lambda_J = \frac{\pi(1+z)}{H(z)} \sqrt{\frac{40k_B\bar{T}_{ad}}{9\mu m_p}} \simeq 9.1 \left(\frac{1+z}{20}\right)^{1/2} \text{ kpc}, \quad (1)$$

where  $H(z)$  is the Hubble expansion rate. Throughout this paper we use the standard  $\Lambda$ CDM model with  $H_0 = 68 \text{ km s}^{-1} \text{ Mpc}^{-1}$ ,  $\Omega_{m0} = 0.308$ , and  $\Omega_{b0} = 0.048$ , see e.g. [2].

There is a strong interest in cosmology in detecting density fluctuations of the IGM at this early epoch, because they are probing the smallest scales of primordial fluctuations that can be detected, and the conditions that gave rise to the formation of the first stars in the Universe, (e.g. [3]). Absorption of the CBR radiation in the redshifted 21-cm hyperfine line of atomic hydrogen offers the most plausible method to detect this primitive and coldest state of baryonic matter.

Experiments targeting a measurement of the cosmological 21-cm line, arising from spin-flip transitions between the triplet and the ground singlet states in neutral hydrogen in the IGM, open a new window to the epochs of

reionization and the dark age of the Universe. In particular, observation of 21-cm absorption at high redshift probes the epoch when light from the first stars, which had not yet ionized or heated the IGM, was able to couple the spin and kinetic temperatures of the atomic hydrogen through the Wouthuysen-Field effect [4, 5]. Although initial studies suggested that 21-cm absorption might be swamped by rapid heating of the IGM, and the corresponding 21-cm emission, by the same Ly $\alpha$  photons responsible for the spin and kinetic temperature couplings (the Ly $\alpha$  heating effect [6]), this heating was shown to be small and to allow for an extended epoch of 21-cm absorption if heating caused by X-ray emission of the first stars is not very strong [7–10]. This offers promising prospects for 21-cm observations of the primitive, cold atomic medium, as a probe to primordial mass fluctuations at very small scales.

A number of observatories aim to detect the 21-cm cosmological line. An early result by The Experiment to Detect the Global Epoch of reionization Signature (EDGES) [11] claimed a 21-cm absorption temperature at a redshift  $z \sim 17$  twice larger than the maximum allowed one in the absence of any heating, and for the baryon density derived from CBR fluctuations and primordial nucleosynthesis [12]. Many studies explored exotic scenarios of strong interactions of baryons with dark matter that might further cool the early atomic IGM [13–15], but the EDGES result is likely affected by foregrounds or systematics [16–18]. Other high-redshift 21-cm searches include the future Large-Aperture Experiment to Detect the Dark Ages (LEDA) [19], and the Moon orbiting space observatory Dark Ages RadioExperiment (DARE) [20].

To help interpret future results of the 21-cm cosmological signal, it is useful to derive the maximum possible global 21-cm absorption in standard cosmology, taking into account and accurately including any effects that may impact the average amplitude of the absorption. This is the goal of the present study, which examines relevant astrophysical effects at the epoch of interest that

\* pablo.villanueva@ific.uv.es

† olga.mena@ific.uv.es

‡ miralda@icc.ub.edu

may substantially modify the global 21-cm absorption dip. Although many calculations and models have been done, we include here a comprehensive study of the global effect of baryon density fluctuations, whose impact has not been analyzed from an analytical perspective in the literature.

The structure of the paper is as follows. We review in Sec. II the basics of the 21-cm global signal, discussing the imprint of Ly $\alpha$  emission and heating sources. Section III describes the effect of IGM density fluctuations on the global signal. Results are presented in Sec. IV, accounting separately for each heating contribution first, and then illustrating the final 21-cm absorption amplitude including all effects. We conclude in Sec. V.

## II. THE 21-CM SIGNAL

The 21-cm emission and absorption signal arises from the population of the singlet and triplet states of the atomic hydrogen hyperfine structure,  $n_0$  and  $n_1$  respectively, governed by the spin temperature  $T_S$  through the relation  $n_1/n_0 = 3 \exp(-T_*/T_S)$ , with  $T_* = h\nu_0 = 0.0682$  K. The differential brightness temperature in 21-cm absorption can be written as [1, 21]

$$\delta T_b(\Delta) = T_0 \Delta \left( 1 - \frac{T_\gamma}{T_S(\Delta)} \right), \quad (2)$$

where  $T_\gamma$  is the CMB photon temperature,  $\Delta = 1 + \delta = \rho/\bar{\rho}$  is the gas density divided by its mean value,  $T_0 = 27 x_{\text{HI}} \sqrt{(1+z)/10}$  mK is the global emission temperature at the mean density for the cosmological model we use when  $T_S \gg T_\gamma$ , and  $x_{\text{HI}}$  the neutral hydrogen fraction.<sup>1</sup>

In this work we focus on the epoch prior to reionization, setting  $x_{\text{HI}} \simeq 1$ . The spin temperature  $T_S$  evolution is determined by various energy exchange processes: *i*) absorption and emission of CMB photons, coupling  $T_S$  to  $T_\gamma$ ; *ii*) collisions with electrons, protons or other H atoms, coupling  $T_S$  to the gas kinetic temperature  $T_K$ ; and *iii*) the Wouthuysen-Field mechanism [4, 5], *i.e.*, Ly $\alpha$  photon scattering, coupling  $T_S$  to the *color* radiation temperature  $T_\alpha$ , which measures the slope of the radiation background spectrum near the center of the Ly $\alpha$  line where most of the scatterings occur. The spin temperature is rapidly set to an equilibrium between these processes determined by the equation

$$T_S^{-1} = \frac{T_\gamma^{-1} + x_c T_K^{-1} + x_\alpha T_\alpha^{-1}}{1 + x_c + x_\alpha}, \quad (3)$$

where  $x_c$  and  $x_\alpha$  are coupling coefficients for collisions and Ly $\alpha$  scattering, respectively. In general, we can safely assume that  $T_\alpha \simeq T_K$  [1, 21]. We make use of the fits from [22, 23] for  $x_c$ , although coupling by collisions is important only at high redshifts. The coupling after star formation has started is driven therefore by Ly $\alpha$  scattering,

$$x_\alpha = \frac{16\pi^2 T_* e^2 f_{12}}{27 A_{10} T_\gamma m_e c} S_\alpha J_\alpha, \quad (4)$$

where  $f_{12}$  is the oscillator strength of the Ly $\alpha$  transition,  $A_{10}$  the spontaneous decay rate,  $m_e$  the electron mass of the electron,  $e$  the charge of the electron,  $c$  the speed of light,  $S_\alpha$  is an order unity correction factor accounting for the detailed shape of the spectrum near the resonance, and  $J_\alpha$  is the photon Ly $\alpha$  flux per unit frequency at the Ly $\alpha$  line center. We adopt the wing approximation for  $S_\alpha$  obtained in [9]. We now explain how the evolution of the two crucial quantities for 21-cm absorption, the Ly $\alpha$  flux  $J_\alpha$  and the kinetic temperature  $T_K$ , are obtained.

### A. Ly $\alpha$ flux

The Ly $\alpha$  flux from direct stellar emission of UV photons,  $J_{\alpha*}$ , is given by the sum over the Ly- $n$  levels which can lead to a  $2p \rightarrow 1s$  transition through a decaying cascade. Photons redshifting to a Lyman resonance are always absorbed owing to the high optical depth of the IGM. Photon reaching the Ly- $n$  resonance at redshift  $z$  have to be emitted at a redshift below  $1 + z_{\text{max},n} = (1+z)[1 - (n+1)^{-2}]/[1 - n^{-2}]$ . Defining the probability to generate a Ly $\alpha$  photon after absorption by the  $n$  level as recycled fraction of level  $n$ ,  $f_{\text{rec}}(n)$  [24], the total Ly $\alpha$  flux can be written in terms of the photon comoving emissivity  $\epsilon_\alpha(\nu, z)$  as

$$J_\alpha = \frac{c(1+z)^2}{4\pi} \sum_{n=2}^{n_{\text{max}}} f_{\text{rec}}(n) \int_z^{z_{\text{max},n}} dz' \frac{\epsilon_\alpha(\nu'_n, z')}{H(z')}, \quad (5)$$

where the emission frequency is  $\nu'_n = \nu_n(1+z')/(1+z)$ ,  $\nu_n = \nu_{LL}(1 - n^{-2})$ ,  $\nu_{LL}$  is the Lyman limit frequency and  $H(z)$  is the Hubble expansion rate.

We use a simple model for the emissivity, based on a constant emission per unit mass of collapsed halos above a minimum mass  $M_{\text{min}}$ , at the moment mass is added to them [25],

$$\epsilon_\alpha(\nu, z) = \varepsilon(\nu) f_* \bar{n}_{b,0} \frac{df_{\text{coll}}(z)}{dt}, \quad (6)$$

where  $f_*$  is the fraction of baryons that form stars when new mass is added to collapsed halos, and  $\bar{n}_{b,0}$  is the mean comoving baryon number density. We take  $f_* = 0.01$  following previous works on radiation-hydrodynamic simulations of high-redshift galaxies (e.g. [26]) or on the comparison of the star formation rate density to the one

<sup>1</sup> The 21-cm signal is also affected by peculiar velocity gradients, but in the optically thin regime the mean value is not affected because peculiar velocities only redistribute the absorption over frequency.

derived from UV luminosity function measurements [27]. The fraction of mass collapsed in halos which host star formation  $f_{coll}$  is

$$f_{coll}(z) = \frac{1}{\rho_m} \int_{M_{min}(z)}^{\infty} dM M \frac{dn}{dM}, \quad (7)$$

where  $\frac{dn}{dM}$  is the halo mass function, computed here using the Sheth-Tormen function [28, 29]. The minimum mass  $M_{min}$  is fixed here to the virial mass corresponding to a halo virial temperature of  $T_{vir} = 10^4$  K. This neglects star formation that can occur at lower virial temperatures via molecular cooling, and assumes that most of the emissivity is due to stellar populations formed when atomic hydrogen cooling of partially ionized matter is already important. In any case, equation (7) is only a simple but reasonable model for the evolution of the emissivity from first galaxies. The radiation spectral distribution,  $\varepsilon(\nu)$ , is normalized to  $\int_{\nu_{Ly\alpha}}^{\nu_{LL}} d\nu \varepsilon(\nu) = N_{tot} \simeq 9690$ , using the total number of photons emitted between the Ly $\alpha$  and the Lyman limit,  $N_{tot}$ , from the Population II (or low-metallicity) model of [25]. Given the uncertainty in the specific spectral shape, we assume a emissivity proportional to  $\nu^{-1}$ , resulting in the normalization  $\varepsilon(\nu) = N_{tot}/\ln(4/3) \nu^{-1}$ . All in all, the Ly $\alpha$  flux is

$$J_{\alpha} = \frac{c(1+z)^3 f_* \bar{n}_{b,0} N_{tot}}{4\pi \nu_{\alpha} \ln(4/3)} \times \sum_{n=2}^{n_{max}} f_{rec}(n) \frac{\nu_{\alpha}}{\nu_n} (f_{coll}(z) - f_{coll}(z_{max,n})). \quad (8)$$

This flux differs by less than 10% from the one computed with the more complex model of a piecewise power-law spectrum presented in [25].

## B. Heating sources

The kinetic temperature  $T_K$  can be determined by solving the thermal evolution equation

$$\frac{dT_K}{dt} + 2HT_K - \frac{2}{3} \frac{T_K}{\Delta} \frac{d\Delta}{dt} + \frac{T_K}{1+x_e} \frac{dx_e}{dt} = \frac{2Q}{3n_b(1+x_e)}, \quad (9)$$

where  $x_e$  is the ionized fraction leftover from recombination ( $x_e \sim 10^{-4}$ ),  $n_b = \bar{n}_{b,0}(1+z)^3 \Delta$  is the baryon number density and  $Q$  is the total heating rate per unit volume.

The expected dominant heating mechanism is X-ray heating from astrophysical sources (e.g. [30]). We also account for two other usually neglected model-independent heating sources: CMB photons causing 21-cm transitions and Ly $\alpha$  scatterings. Compton cooling is also taken into account, although it is negligible due to the small ionized fraction in the IGM prior to reionization.

- **21-cm heating:**

The heating rate due to absorption and emission of CMB photons by the hyperfine levels was derived in [10] and can be written as

$$Q_{|21} = \frac{3}{4} n_H x_{HI} x_{CMB} A_{10} T_* \left( \frac{T_{\gamma}}{T_S} - 1 \right), \quad (10)$$

where  $n_H = \bar{n}_{H,0}(1+z)^3 \Delta$  is the number density of hydrogen,  $\bar{n}_{H,0}$  is its comoving average, and  $x_{CMB} = (1 - e^{-\tau_{21}})/\tau_{21} \simeq 1$ , where the 21-cm optical depth  $\tau_{21}$  is small.

- **Ly $\alpha$  heating**

Another heating source is Ly $\alpha$  scattering which, following [7, 9], has a contribution from continuous and injected photons (photons that redshift into the Ly $\alpha$  resonance from the continuum, or are produced at the Ly $\alpha$  resonance after absorption at a higher energy line, respectively) of

$$Q_{|Ly\alpha,k} = \frac{4\pi H h \nu_0}{c} J_{\infty,k} I_k, \quad (11)$$

where  $k$  stands for  $k = c$ , *continuous*, or  $k = i$ , *injected*. The integrals  $I_c$  and  $I_i$  encode the details on the scattering effects and depend on the temperature and the Gunn-Peterson optical depth  $\tau_{GP}$  (the optical depth of Ly $\alpha$  photons redshifting through the IGM). For these quantities, we use the fits provided by [9].

- **X-ray heating**

The heating from astrophysical X-ray sources is accounted for with the on-the-spot approximation (e.g. [30]),

$$Q_{|X} = \xi_X \epsilon_X f_* f_{heat} \mu m_p n_b \frac{df_{coll}}{dt} \quad (12)$$

where we compute the fraction of energy from X-rays that is converted to heat in the IGM,  $f_{heat}$ , using the fit from [31]. The fiducial value for the luminosity of the X-ray emission per unit star formation rate is  $\epsilon_X = 3.4 \times 10^{40}$  erg s $^{-1}$   $M_{\odot}^{-1}$  yr, from [30], which is measured from local starburst galaxies. The efficiency parameter  $\xi_X$  accounts for deviations from this fiducial value, so in the default model,  $\xi_X = 1$ .

## III. IGM DENSITY DISTRIBUTION

The mean 21-cm absorption can be affected by the presence of spatial density fluctuations in the atomic gas density of the IGM,  $\rho$ . We define the non-linear probability distribution function (PDF) of the gas density,  $P(\Delta)$ , where  $\Delta = 1 + \delta = \rho/\bar{\rho}$ . While the original linear distribution is described by a Gaussian, the PDF becomes non-Gaussian when fluctuations at the Jeans scale of the

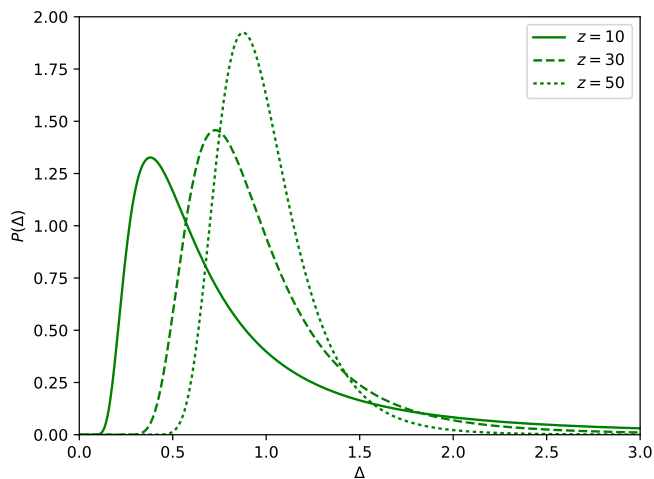


FIG. 1. MHR00 probability distribution of the IGM density for three different redshifts.

atomic IGM reach non-linearity. The probability and mass normalization imply that:

$$\int_0^\infty d\Delta P(\Delta) = 1, \quad \int_0^\infty d\Delta \Delta P(\Delta) = 1. \quad (13)$$

In the following, we denote the average of any function  $f$  over the density distribution as

$$\langle f \rangle = \int_0^\infty d\Delta f(\Delta) P(\Delta), \quad (14)$$

and the second central moment of the distribution, or variance, as  $\sigma_\delta^2 = \langle (\Delta - 1)^2 \rangle = \langle \delta^2 \rangle$ . We use  $\bar{f}$  for the background values, when  $\delta = 0$ , which, in general, will differ from the value of  $\langle f \rangle$ .

As a fit to the non-linear density distribution, the following probability distribution (named in what follows as MHR00) was proposed to fit numerical simulation results by [32],

$$P_{\text{MHR00}}(\Delta) = A \Delta^{-\beta} \exp \left[ -\frac{(\Delta^{-2/3} - C_0)^2}{2(2\delta_0/3)^2} \right], \quad (15)$$

where  $A$ ,  $\beta$ ,  $C_0$  and  $\delta_0$  are free parameters constrained by the normalization conditions in equations (13). Fig. 1 depicts the MHR00 PDF for three different redshifts. This distribution is motivated to describe the evolution of low-density regions, where gravitational tides are usually small and test particles move away from each other at roughly constant velocity. Therefore, densities decrease as  $\rho \sim t^{-3} \sim a^{-9/2}$  in a matter dominated universe and consequently,  $\Delta = \rho/\bar{\rho} \sim a^{-3/2}$ . Since the linear density field grows as  $\delta_l \propto a$ , we can write  $\Delta \sim \delta_l^{-3/2}$ . Therefore, an initial Gaussian PDF in  $\delta_l$  gives rise to a Gaussian PDF in  $\Delta^{-2/3}$ , as in eq. (15). In the linear regime limit, when  $\delta_0 \ll 1$ , a Gaussian distribution

with dispersion  $\delta_0$  and  $C_0 = 1$  is recovered. For high densities,  $\Delta \gg 1$ , the probability distribution tends to a power-law,  $P_{\text{MHR00}} \propto \Delta^{-\beta}$ . This is easily seen to correspond to a power-law density profile in collapsed objects  $\Delta \propto r^{-3/(\beta-1)}$ . For our numerical model, we choose  $\beta = 5/2$  which corresponds to isothermal halos with overdensity  $\Delta \propto r^{-2}$ . This distribution was seen to provide a reasonable fit to the results of numerical hydrodynamic simulations for the evolution of a photoionized IGM, simulating the Ly $\alpha$  forest, in Ref. [32].

For the dispersion of the PDF, we compute a filtered variance from the linear power spectrum using a top-hat sphere of comoving radius  $R_J$  as filter,

$$\sigma_l^2(R) = \int \frac{d^3k}{2\pi} P(k) |W(kR_J)|^2. \quad (16)$$

The natural smoothing length for the gas density is the Jeans length at the temperature of the atomic medium, which sets the scale where the collapse of the first halos with high gas overdensities is expected. We use a top-hat filtering radius  $R_J = \lambda_J/4$ , with the Jeans length  $\lambda_J$  defined in eq. (1), fixing therefore  $\delta_0 = \sigma_l(R_J)$ . This roughly corresponds to the scale of the first non-linear collapse followed by the atomic gas, because the top-hat diameter corresponds to half the full critical wavelength for Jeans instability (the region where the density perturbation is positive). The mass enclosed in a sphere of radius  $R_J$  is also close to the Bonnor-Ebert critical gas mass for gravitational instability [33].

Finally, we set an upper cutoff to the distribution at  $\Delta_{\text{max}} = 10$ , fixing the probability distribution to zero at  $\Delta > \Delta_{\text{max}}$ . This is reasonable when the mass fraction that has collapsed on scales substantially larger than  $R_J$  is very small, because the atomic gas does not cool effectively and behaves adiabatically, so it cannot collapse to high densities on halos formed from scales comparable to  $R_J$ . The values of the parameters  $A$  and  $C_0$  are then determined by the normalization conditions of eq. (13).

Other choices for the PDF can be considered, such as the log-normal distribution (e.g. [34, 35]). We have checked our results for this other distribution, finding no strong dependence on the shape of the PDF of  $\Delta$  as long as the characteristic width of the distribution is kept fixed.

#### IV. IMPACT OF IGM DENSITY FLUCTUATIONS ON THE 21-CM SIGNAL

We now present how the 21-cm absorption is affected by the presence of density fluctuations in the atomic IGM, in various models for the heating sources described above and for the Ly $\alpha$  radiation coupling the spin and kinetic temperatures<sup>2</sup>.

<sup>2</sup> The Python code used for the calculations is made publicly available at <https://github.com/PabloVD/21cmSolver>.



### A. Strong Ly $\alpha$ coupling in adiabatic cooling regime

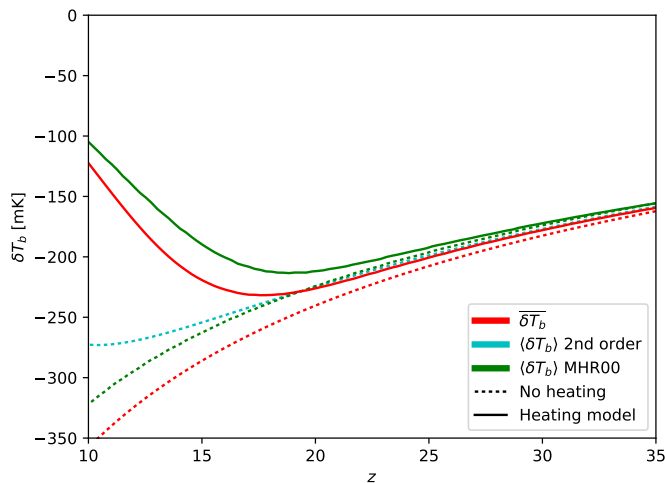


FIG. 2. 21-cm global brightness temperature in the strong Ly $\alpha$  coupling regime at the mean density  $\Delta = 1$  (red), and the mean value  $\langle \delta T_b \rangle$  accounting for density fluctuations using the second-order approximation of eq. (20) (cyan), or the MHR00 distribution (green). Dotted lines are for adiabatic cooling while solid lines include 21-cm and Ly $\alpha$  heating terms in our model.

As a first illustrative case, we consider the regime of perfect spin and kinetic temperature coupling by Ly $\alpha$  scattering, while neglecting all heating terms. Therefore,  $x_\alpha \gg 1$  and  $T_S = T_K$  (see eqs. 2 and 3). This scenario represents the case of a very fast transition to strong coupling before there is any time for substantial heating, so the maximum 21-cm absorption is produced. If the gas cools adiabatically from high redshift in the absence of any heating, the kinetic temperature of the monoatomic gas is related to density as  $T_K = \bar{T}_{ad} \Delta^{2/3}$  (see eq. 9), where  $\bar{T}_{ad} \propto a^{-2}$  is the kinetic temperature at  $\Delta = 1$ , or  $\delta = 0$ . The mean background 21-cm emission is

$$\overline{\delta T_b} = T_0 \left( 1 - \frac{T_\gamma}{\bar{T}_{ad}} \right). \quad (17)$$

The 21-cm background signal is obtained by averaging equation (2) over all densities with the strong coupling assumption,  $T_S(\Delta) = T_K(\Delta)$ :

$$\langle \delta T_b \rangle = T_0 \langle \Delta \left( 1 - \frac{T_\gamma}{\bar{T}_{ad} \Delta^{2/3}} \right) \rangle = T_0 \left( 1 - \frac{T_\gamma}{\bar{T}_{ad}} \langle \Delta^{1/3} \rangle \right) \quad (18)$$

$$= \overline{\delta T_b} + T_0 \frac{T_\gamma}{\bar{T}_{ad}} (1 - \langle \Delta^{1/3} \rangle) \quad (19)$$

$$= \overline{\delta T_b} + \frac{1}{9} T_0 \frac{T_\gamma}{\bar{T}_{ad}} \sigma_\delta^2 + O(\delta^3), \quad (20)$$

where the last equation is valid up to second order in  $\delta$ , and results from expanding  $\langle (1 + \delta)^{1/3} \rangle$  in moments of the  $\delta$  distribution. The impact of density fluctuations is a positive quantity at the second order, added to the global signal, diminishing therefore the maximum possible absorption.

Figure 2 compares the mean absorption 21-cm signal without density fluctuations  $\overline{\delta T_b}$  (dotted red line), to  $\langle \delta T_b \rangle$  computed from the second order approximation of eq. (20) (dotted cyan), and to the same mean signal computed from the full MHR00 PDF (dotted green). In the latter case, we use also eq. (19), which is highly accurate in the absence of the heating terms discussed in Section 2 because the normalized density  $\Delta$  varies appreciably only when Compton heating of the atomic IGM by the CMB is already small. As expected, density fluctuations imply a lower absorption amplitude by  $\sim 10\%$ , and the second order approximation is close to the exact PDF calculation, deviating substantially only at  $z \lesssim 15$ .

### B. Inclusion of 21-cm and Ly $\alpha$ heating

We now use the simple model of heating sources presented in Section 2 to investigate the impact of the small-scale density fluctuations in the atomic IGM on the 21-cm absorption evolution as the IGM temperature is increased. As an illustrating exercise, we first maintain the assumption of a perfect coupling of the spin and kinetic temperatures (therefore ignoring the Ly $\alpha$  emissivity discussed in section 2 and assuming the limit of large  $x_\alpha$  in eq. 3), but include the heating derived from the Ly $\alpha$  flux and the CMB heating. This is of course not a physically consistent model but it simply allows us to visualize the impact of heating separately from that of the spin and kinetic temperature coupling. The red solid line in Fig. 2 is the result without density fluctuations. For this model, the maximum absorption is reached at  $z_{\max} \simeq 17$ .

We then include the density fluctuations using the model MHR00, using the following simplification: we solve equation (9) for a grid of many values of  $\Delta$ , neglecting the term  $d\Delta/dt$ . We start the calculation at  $z_i = 35$  (at an epoch before there is any significant heating), assuming the initial relation  $T(z_i, \Delta) = \bar{T}_{ad}(z_i) \Delta^{2/3}$ , we evolve the temperature at each  $\Delta$  as a function of redshift, and then we compute the mean absorption using the exact equation,

$$\langle \delta T_b \rangle = T_0 \left( 1 - \langle \Delta \frac{T_\gamma}{T_S(\Delta)} \rangle \right). \quad (21)$$

Our justification for neglecting the term  $d\Delta/dt$  is that the heating sources increase rapidly with time, so that when evaluating the mean absorption at any redshift  $z$ , most of the heating affecting  $T_K(z)$  has occurred over a brief time just before redshift  $z$ . Taking into account the term  $d\Delta/dt$  is complex, because at second order the evolution of  $\Delta$  is no longer local and one has to compute an average over evolutionary histories of volume elements

in the IGM. Furthermore, at high  $\Delta$  shock-heating will inevitably occur in the non-linear regime. While a number of approximations may be considered for this term, the results would not change dramatically because of the rapid rise of heating sources from the collapse of high- $\sigma$  halos.

The result when we include only 21-cm and Ly $\alpha$  heating (with no X-rays) is shown as the green solid line in Figure 2, showing the same decrease of the absorption amplitude ( $\sim 30$  mK at  $z \lesssim 18$ ) compared to the red solid line, and a shift of the redshift of maximum absorption to  $z_{\max} \simeq 19$ . There is therefore a substantial and measurable impact of the IGM small-scale density fluctuations on the global 21-cm absorption history, although the details of the variation of  $\overline{\delta T_b}$  with redshift depend on the heating history.

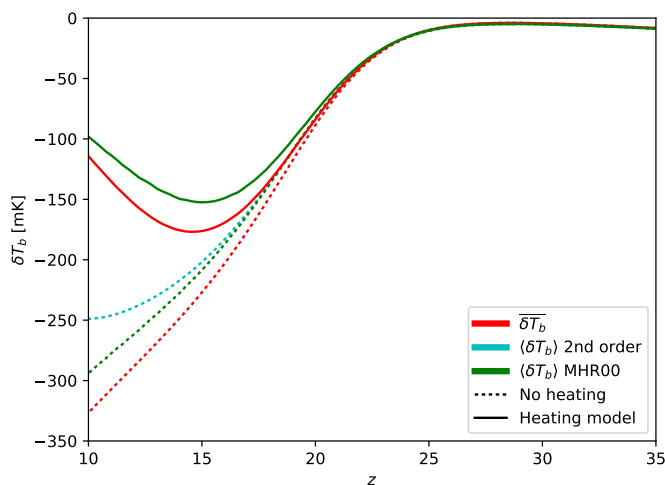


FIG. 3. Same as Fig. 2 but including the correct Ly $\alpha$  coupling to calculate the evolution of the spin temperature.

Next, we include the correct Ly $\alpha$  coupling from the model described in Section 2 to calculate the evolution of the spin temperature. In the adiabatic cooling case, we can write analytically the background 21-cm brightness temperature as

$$\overline{\delta T_b} = T_0 \frac{x_{tot}}{1 + x_{tot}} \left( 1 - \frac{T_\gamma}{T_{ad}} \right). \quad (22)$$

where  $x_{tot} = x_\alpha + x_c$ . When the Ly $\alpha$  flux, assumed to be homogeneous and independent of the density  $\Delta$ , dominates the coupling in eq. (3), then  $x_{tot} \simeq x_\alpha$ . As before, the mean 21-cm brightness can be approximated to second order in  $\delta$ , yielding

$$\langle \delta T_b \rangle \simeq \overline{\delta T_b} + \frac{1}{9} T_0 \frac{T_\gamma}{T_{ad}} \frac{x_{tot}}{1 + x_{tot}} \sigma_\delta^2. \quad (23)$$

The results using this formula, together with the numerical integration using the full PDF, are depicted with dotted lines in Fig. 3. The dotted lines (no heating) now

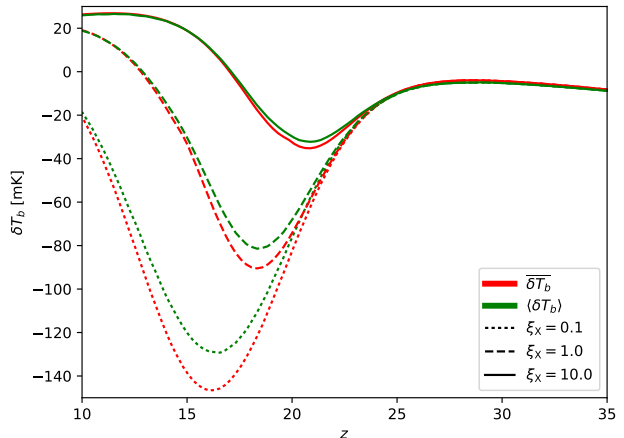


FIG. 4. Same as Fig. 3 but including X-ray heating for three different galaxy emissivities, where  $\xi_X = 1$  corresponds to X-ray emission per unit star formation similar to local starbursts.

show a rapid increase of the absorption signal with time because of the rising Ly $\alpha$  intensity, with coupling becoming effective only at  $z \lesssim 20$ . The inclusion of heating (solid lines in Fig. 3) now produces a reduced absorption with a maximum delayed to  $z_{\max} \simeq 15$ , because of the imperfect coupling, and the presence of density fluctuations also cause as before a further reduced absorption amplitude, of the order of  $\sim 15\%$  respect to the background case.

### C. General Ly $\alpha$ coupling with heating sources

Finally, Fig. 4 shows the calculated mean 21-cm brightness when X-ray heating is included according to eq. (12), assuming the three different values of the X-ray efficiency  $\xi_X = (0.1, 1, 10)$ . For an X-ray emissivity comparable to local starbursts, the maximum 21-cm absorption is reduced from  $\sim 140$  mK to  $\sim 80$  mK, with a shift to a higher maximum redshift  $z_{\max} \simeq 18$ . With  $\xi_X = 0.1$  there is only a small reduction in the maximum 21-cm absorption, while with  $\xi_X = 10$  the absorption is greatly reduced to a brightness temperature comparable to the 21-cm emission that is already induced by  $z \simeq 15$ . Of course, the detailed epoch and value of the maximum 21-cm absorption depends on the model we have assumed for the Ly $\alpha$  emission rate as a result of star formation in the earliest, smallest galaxies to form, but the results of this model illustrate how the observed 21-cm signal depends on the model and the impact of the small-scale density fluctuations in the atomic IGM. This is shown more clearly in Figure 5, where the maximum 21-cm absorption  $\delta T_b$  (lower panel) and the redshift  $z_{\max}$  at which this minimum occurs (upper panel) are plotted as a func-

tion of the X-ray efficiency  $\xi_X$ , when all three heating sources (21-cm, Ly $\alpha$  and X-ray) are included. As before, the red and green curves show the evolution at  $\Delta = 1$ , and when the density distribution is numerically included as described above. For  $\xi_X < 10^{-2}$ , X-ray heating is negligible and the maximum possible 21-cm absorption is reached, decreased (in absolute value) by  $\sim 30$  mK by the presence of density fluctuations, while for high X-ray emissivity, the absorption amplitude becomes increasingly small and is reached at an increasing redshift.

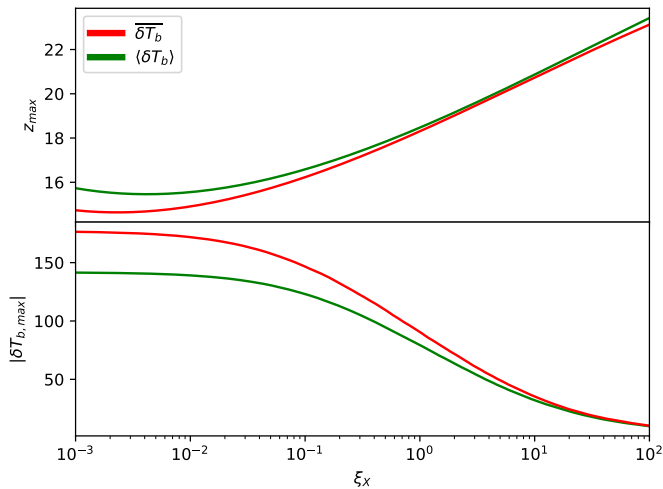


FIG. 5. Maximum absorption  $|\delta T_b|$  and redshift when it is reached, as a function of X-ray emission efficiency.

## V. CONCLUSIONS

The properties of the earliest star formation period in the Universe are largely unknown. Understanding this epoch requires detecting matter density fluctuations on tiny scales compared to the galaxy-scale distribution we measure at low redshift, smaller also than the 1 Mpc scales that are probed by the Ly $\alpha$  forest in the spectra of distant quasars. During these primitive stages,

the interplay between CMB photons, ultraviolet radiation and atomic hydrogen in the IGM leads to the 21-cm absorption feature in the CMB spectrum. Understanding the depth and redshift location of this absorption feature is crucial to unravel the formation of stars in the first haloes and, ultimately, to probe the nature of dark matter from the small-scale power spectrum. From the observational perspective, the field of 21-cm cosmology is entering a promising era of new data with expectations of first detections in the near future. While numerical simulations are at hand, analytical descriptions of the impact of small-scale density fluctuations in the IGM on the 21-cm absorption profile were missing in the literature. This has been the major goal of this paper: we have discussed how these density fluctuations will significantly reduce the amplitude of the 21-cm absorption peak, and how this absorption reduction depends on the heating sources and the Ly $\alpha$  intensity that determines the coupling of spin and kinetic temperatures. This reduction is not highly dependent on the modeling of the shape of the IGM density distribution, but the expected increase in the distribution breadth due to gravitational evolution ends up producing a nearly constant absorption temperature increase of  $\sim 30$  mK at redshifts below the maximum 21-cm absorption,  $z < z_{\text{max}}$ . The shape of the 21-cm absorption dip is highly uncertain, mostly due to the unknown X-ray emission from the first star-forming dwarf galaxies and the Ly $\alpha$  emission determining coupling, but we have shown that the IGM density distribution modifies this absorption dip in a substantial way in any case.

## VI. ACKNOWLEDGMENTS

OM and PVD are supported by the Spanish grants FPA2017-85985-P and SEV-2014-0398 of the MINECO, by PROMETEO/2019/083 and by the European Union Horizon 2020 research and innovation program (grant agreements No. 690575 and 67489). JM was supported in part by Spanish grants AYA2015-71091-P and MDM-2014-0369.

- 
- [1] J. R. Pritchard and A. Loeb, *Rept. Prog. Phys.* **75**, 086901 (2012), arXiv:1109.6012 [astro-ph.CO].
  - [2] P. A. R. Ade et al. (Planck), *Astron. Astrophys.* **594**, A13 (2016), arXiv:1502.01589 [astro-ph.CO].
  - [3] J. B. Muoz, C. Dvorkin, and F.-Y. Cyr-Racine, (2019), arXiv:1911.11144 [astro-ph.CO].
  - [4] S. A. Wouthuysen, *Astrophys. J.* **57**, 31 (1952).
  - [5] G. B. Field, *Proceedings of the IRE* **46**, 240 (1958).
  - [6] P. Madau, A. Meiksin, and M. J. Rees, *Astrophys. J.* **475**, 429 (1997), arXiv:astro-ph/9608010 [astro-ph].
  - [7] X.-L. Chen and J. Miralda-Escude, *Astrophys. J.* **602**, 1 (2004), arXiv:astro-ph/0303395 [astro-ph].
  - [8] C. M. Hirata, *Mon. Not. Roy. Astron. Soc.* **367**, 259 (2006), arXiv:astro-ph/0507102 [astro-ph].
  - [9] S. Furlanetto and J. R. Pritchard, *Mon. Not. Roy. Astron. Soc.* **372**, 1093 (2006), arXiv:astro-ph/0605680 [astro-ph].
  - [10] T. Venumadhav, L. Dai, A. Kaurov, and M. Zaldarriaga, *Phys. Rev.* **D98**, 103513 (2018), arXiv:1804.02406 [astro-ph.CO].

- [11] J. D. Bowman and A. E. E. Rogers, *Nature* **468**, 796 (2010), arXiv:1209.1117 [astro-ph.CO].
- [12] J. D. Bowman, A. E. E. Rogers, R. A. Monsalve, T. J. Mozdzen, and N. Mahesh, *Nature* **555**, 67 (2018), arXiv:1810.05912 [astro-ph.CO].
- [13] H. Liu and T. R. Slatyer, *Phys. Rev.* **D98**, 023501 (2018), arXiv:1803.09739 [astro-ph.CO].
- [14] E. D. Kovetz, V. Poulin, V. Gluscevic, K. K. Boddy, R. Barkana, and M. Kamionkowski, (2018), arXiv:1807.11482 [astro-ph.CO].
- [15] R. Barkana, *Nature* **555**, 71 (2018), arXiv:1803.06698 [astro-ph.CO].
- [16] R. Hills, G. Kulkarni, P. D. Meerburg, and E. Puchwein, *Nature* **564**, E32 (2018), arXiv:1805.01421 [astro-ph.CO].
- [17] R. F. Bradley, K. Tauscher, D. Rapetti, and J. O. Burns, *Astrophys. J.* **874**, 153 (2019), arXiv:1810.09015 [astro-ph.IM].
- [18] P. H. Sims and J. C. Pober, (2019), arXiv:1910.03165 [astro-ph.CO].
- [19] L. J. Greenhill and G. Bernardi, (2012), arXiv:1201.1700 [astro-ph.CO].
- [20] J. O. Burns, T. J. W. Lazio, S. D. Bale, J. D. Bowman, R. F. Bradley, C. L. Carilli, S. R. Furlanetto, G. J. A. Harker, A. Loeb, and J. R. Pritchard, *Adv. Space Res.* **49**, 433 (2012), arXiv:1106.5194 [astro-ph.CO].
- [21] S. Furlanetto, S. P. Oh, and F. Briggs, *Phys. Rept.* **433**, 181 (2006), arXiv:astro-ph/0608032 [astro-ph].
- [22] S. Furlanetto and M. Furlanetto, *Mon. Not. Roy. Astron. Soc.* **374**, 547 (2007), arXiv:astro-ph/0608067 [astro-ph].
- [23] B. Zygelman, *The Astrophysical Journal* **622**, 1356 (2005).
- [24] J. R. Pritchard and S. R. Furlanetto, *Mon. Not. Roy. Astron. Soc.* **367**, 1057 (2006), arXiv:astro-ph/0508381 [astro-ph].
- [25] R. Barkana and A. Loeb, *Astrophys. J.* **626**, 1 (2005), arXiv:astro-ph/0410129 [astro-ph].
- [26] J. H. Wise, V. G. Demchenko, M. T. Halicek, M. L. Norman, M. J. Turk, T. Abel, and B. D. Smith, *Mon. Not. Roy. Astron. Soc.* **442**, 2560 (2014), arXiv:1403.6123 [astro-ph.CO].
- [27] A. Lidz and L. Hui, *Phys. Rev.* **D98**, 023011 (2018), arXiv:1805.01253 [astro-ph.CO].
- [28] R. K. Sheth and G. Tormen, *Mon. Not. Roy. Astron. Soc.* **308**, 119 (1999), arXiv:astro-ph/9901122 [astro-ph].
- [29] R. K. Sheth, H. J. Mo, and G. Tormen, *Mon. Not. Roy. Astron. Soc.* **323**, 1 (2001), arXiv:astro-ph/9907024 [astro-ph].
- [30] S. Furlanetto, *Mon. Not. Roy. Astron. Soc.* **371**, 867 (2006), arXiv:astro-ph/0604040 [astro-ph].
- [31] J. M. Shull and M. E. van Steenberg, *Astrophys. J.* **298**, 268 (1985).
- [32] J. Miralda-Escude, M. Haehnelt, and M. J. Rees, *Astrophys. J.* **530**, 1 (2000), arXiv:astro-ph/9812306 [astro-ph].
- [33] B. T. Draine, Princeton University Press (2011).
- [34] P. Coles and B. Jones, *Mon. Not. Roy. Astron. Soc.* **248**, 1 (1991).
- [35] G. D. Becker, M. Rauch, and W. L. W. Sargent, *Astrophys. J.* **662**, 72 (2007), arXiv:astro-ph/0607633 [astro-ph].