

Gravitomagnetism in the Lewis cylindrical metrics

L. Filipe O. Costa^{1,2}, José Natário¹ and N. O. Santos³

¹ GAMGSD, Departamento de Matemática, Instituto Superior Técnico, Universidade de Lisboa, 1049-001 Lisboa, Portugal

² Centro de Física do Porto — CFP, Departamento de Física e Astronomia, Universidade do Porto, 4169-007 Porto, Portugal

³ Sorbonne Université, UPMC Université Paris 06, LERMA, UMRS8112 CNRS, Observatoire de Paris-Meudon, 5, Place Jules Janssen, F-92195 Meudon Cedex, France

E-mail: lfilipecosta@tecnico.ulisboa.pt, jnatar@math.ist.utl.pt, Nilton.Santos@obspm.fr

Abstract. The Lewis solutions describe the exterior gravitational field produced by infinitely long rotating cylinders, and are useful models for global gravitational effects. When the metric parameters are real (Weyl class), the exterior metrics of rotating and static cylinders are locally indistinguishable, but known to globally differ. The significance of this difference, both in terms of physical effects (gravitomagnetism) and of the mathematical invariants where the rotation imprints itself, remain open problems in the literature. In this work we show that, by a rigid coordinate rotation, the Weyl class metric can be put into a “canonical” form where the Killing vector field ∂_t is time-like everywhere, and which depends explicitly only on three parameters with a clear physical significance: the Komar mass and angular momentum per unit length, plus the angle deficit. It reveals that the two settings differ only at the level of the gravitomagnetic vector potential which, for a rotating cylinder, cannot be eliminated by any global coordinate transformation. It manifests itself in the Sagnac and gravitomagnetic clock effects. The situation is seen to mirror the electromagnetic field of a rotating charged cylinder, which likewise differs from the static case only in the vector potential, responsible for the Aharonov-Bohm effect, formally analogous to the Sagnac effect. The geometrical distinction between the two solutions is also discussed, and the notions of local and global staticity revisited. The matching in canonical form to the van Stockum interior cylinder is also discussed.

Contents

1	Introduction	2
1.1	Notation and conventions	3
2	Preliminaries	4
2.1	Stationary observers, angular momentum, and ZAMOs	4
2.2	Sagnac effect	5
2.2.1	Axistationary case, circular loop around the axis	6
2.2.2	Small loop — optical gyroscope	7
2.3	Closed forms, exact forms, and Stokes theorem	8
2.4	Komar Integrals	9
3	Gravitomagnetism and its different levels	9
3.1	The gravitomagnetic clock effect	12

4	The electromagnetic analogue: the field of an infinite rotating charged cylinder	14
4.1	Aharonov-Bohm effect	14
4.2	Rotating frame	15
5	Gravitational field of infinite rotating cylinders: the Lewis metrics	16
5.1	GEM fields and tidal tensors	16
5.1.1	The Levi-Civita static cylinder	17
5.1.2	The “force” parallel to the axis	18
5.2	The canonical form of the Weyl class	18
5.2.1	Komar Integrals	20
5.2.2	The metric in terms of physical parameters — “canonical” form of the metric	22
5.2.3	GEM fields and tidal tensors	23
5.3	The distinction between the rotating Weyl class and the static Levi-Civita field	25
5.3.1	Physical distinction	25
5.3.2	Local vs global staticity	28
5.3.3	Global staticity and holonomy	30
5.3.4	Geometrical distinction	31
5.4	Matching to the van Stockum cylinder in canonical form	32
5.4.1	Interior solution	34
5.4.2	Van Stockum cylinder in star-fixed coordinates	35
5.5	The Lewis class	37
6	Conclusion	38

1. Introduction

The Lewis metrics are the most general solution describing the exterior gravitational field produced by infinitely long rotating cylinders (for a recent review on cylindrical systems in General Relativity, see [1]). They are divided into two sub-classes: the Lewis class and the Weyl class, the latter corresponding to the case where all the metric parameters are real. The Weyl class metrics have the same Cartan scalars as that of a static cylinder (Levi-Civita metric), and so are locally indistinguishable [2]; they are known, however, to have distinct global properties, namely in the matching to the interior solutions (as the former, but not the latter, can be matched to rotating interior cylinders). The physical implications of such difference remain an unanswered question in the literature [2, 3, 4]. The gravitational effects generated by the motion of matter are known as “gravitomagnetism” (due to their many analogies with magnetism); they are thus the ones expected to manifest the signatures of rotation. From a mathematical point of view, such distinction remains also an open question, namely on whether it stems from topology [2, 3] or geometry [5], in which invariants the rotation imprints itself, as well of the nature of the “transformation” [2, 6, 7] that is known to relate the Weyl class rotating and static (i.e. Levi-Civita) metrics. The physical significance of the four Lewis parameters remains also unclear [4]; it has been shown in [3] that only three are independent, however, an explicit form of the metric in terms of three parameters with a clear physical interpretation, proved illusive. Another open question is the rather mysterious “force” parallel to the cylinder’s axis found in the literature [8], which seemingly axially deflects test particles moving in these spacetimes. In this work we address these questions.

This paper is organized as follows. In the preliminary Section 2, after briefly reviewing some relevant features of stationary spacetimes, we discuss and formulate, in a suitable framework, the Sagnac effect, which plays a crucial role in the context of this work. In Sec. 3 we discuss, in parallel with their electromagnetic analogues, the different levels of gravitomagnetism, corresponding to different levels of differentiation of the “gravitomagnetic vector potential”; special attention is given to the gravitomagnetic clock effect — another important effect in this work — which is revisited and reinterpreted in the framework herein. In Sec. 4, as a preparation for the gravitational problem, we study the electromagnetic field produced by infinitely long rotating charged cylinders, as viewed from both static and rotating frames, and the Aharonov-Bohm effect. In Sec. 5 we start by discussing the Lewis metrics of the Weyl class in their usual form given in the literature, studying the inertial and tidal fields as measured in the associated reference frame (seemingly very different from those of the Levi-Civita static cylinder); we also dissect (Sec. 5.1.2) the origin of the axial *coordinate* acceleration found in the literature. Subsections 5.2 and 5.3 contain the main results in this paper. In 5.2 we show that the usual form of the Weyl class metrics is actually written in a system of rigidly rotating coordinates; gauging such rotation away leads to a coordinate system which is inertial at infinity (thus fixed with respect to the “distant stars”), where the Killing vector field ∂_t is time-like everywhere, and the metric depends explicitly only on three parameters: the Komar mass and angular momentum per unit length, plus the angle deficit. We dub such form of the metric “canonical”. It makes transparent that the gravitational fields of (Weyl class) rotating and static cylinders differ only in the (non-vanishing in the former) gravitomagnetic potential 1-form (\mathcal{A}); the rest observers therein measure the same inertial and tidal fields (Sec. 5.2.3), the only distinction being the global effects governed by \mathcal{A} . The situation is seen to exactly mirror the electromagnetic fields of rotating/static charged cylinders. In Sec. 5.3 such distinction is explored both on physical grounds, putting forth (thought) physical apparatuses to reveal it (Sec. 5.3.1), and on geometrical grounds (Sec. 5.3.4). It turns out to be an archetype of the contrast between globally static, and locally but non-globally static spacetimes; hence we also revisit (Secs. 5.3.2-5.3.3) the notions of local and global staticity in the literature, devising equivalent formulations that are more enlightening in this context. In Sec. 5.4 we discuss the matching to the interior van Stockum cylinder. We first establish the correspondence between the Lewis and van Stockum exterior solutions, and, in their usual forms in the literature, show the matching to the interior van Stockum solution, using the “quasi-Maxwell” formalism. Then, in the same framework, we show the matching in canonical form (i.e. in a star fixed coordinate system). Finally, in Sec. 5.5, we briefly discuss the Lewis metrics of the Lewis class, pointing out, in the framework herein, their fundamental differences from the Weyl class.

1.1. Notation and conventions

We use the signature $(-+++)$; $\epsilon_{\alpha\beta\gamma\delta} \equiv \sqrt{-g}[\alpha\beta\gamma\delta]$ is the 4-D Levi-Civita tensor, with the orientation $[1230] = 1$ (i.e., in flat spacetime, $\epsilon_{1230} = 1$); Greek letters $\alpha, \beta, \gamma, \dots$ denote 4D spacetime indices, running 0-3; Roman letters i, j, k, \dots denote spatial indices, running 1-3. Our convention for the Riemann tensor is $R^\alpha_{\beta\mu\nu} = \Gamma^\alpha_{\beta\nu,\mu} - \Gamma^\alpha_{\beta\mu,\nu} + \dots$. \star denotes the Hodge dual (e.g. $\star F_{\alpha\beta} \equiv \epsilon_{\alpha\beta}{}^{\mu\nu} F_{\mu\nu}/2$, for a 2-form $F_{\alpha\beta} = F_{[\alpha\beta]}$). The basis vector corresponding to a coordinate ϕ is denoted by ∂_ϕ , and its α -component by $\partial_\phi^\alpha \equiv \delta_\phi^\alpha$.

2. Preliminaries

The line element $ds^2 = g_{\alpha\beta}dx^\alpha dx^\beta$ of a stationary spacetime can generically be written as

$$ds^2 = -e^{2\Phi}(dt - \mathcal{A}_i dx^i)^2 + h_{ij}dx^i dx^j, \quad (1)$$

where $e^{2\Phi} = -g_{00}$, $\Phi \equiv \Phi(x^j)$, $\mathcal{A}_i \equiv \mathcal{A}_i(x^j) = -g_{0i}/g_{00}$, and $h_{ij} \equiv h_{ij}(x^i) = g_{ij} + e^{2\Phi}\mathcal{A}_i\mathcal{A}_j$. Observers whose worldlines are tangent to the timelike Killing vector field ∂_t are *at rest* in the coordinate system of (1); they are sometimes called “static” or “laboratory” observers. Their 4-velocity is

$$u^\alpha \equiv u_{\text{lab}}^\alpha = (-g_{00})^{-1/2}\partial_t^\alpha = e^{-\Phi}\partial_t^\alpha \equiv e^{-\Phi}\delta_0^\alpha. \quad (2)$$

The quotient of the spacetime by the worldlines of the laboratory observers yields a 3-D manifold Σ in which h_{ij} is a Riemannian metric, called the spatial or “orthogonal” metric [9, 10, 11, 12, 13]. It consists of the restriction to Σ of the projector orthogonal to u^α (the *space projector* with respect to u^α),

$$h_{\alpha\beta} \equiv u_\alpha u_\beta + g_{\alpha\beta}, \quad (3)$$

and yields the spatial distances between neighboring laboratory observers, as measured through Einstein’s light signaling procedure† [9]. In this work we will deal with axistationary spacetimes, whose line element simplifies to

$$ds^2 = -e^{2\Phi}(dt - \mathcal{A}_\phi d\phi)^2 + h_{ij}dx^i dx^j. \quad (4)$$

2.1. Stationary observers, angular momentum, and ZAMOs

Stationary spacetimes admit a privileged class of observers who see an unchanging spacetime geometry in their neighborhood, dubbed “stationary observers” [14, 15]. Each of their worldlines is tangent to a time-like Killing vector, forming congruences tangent to so-called “quasi-Killing vector fields” [16] $\chi^\beta = \partial_t^\beta + \sum_n \alpha_n \xi_{(n)}^\beta$, where the $\xi_{(n)}^\beta$ are spacelike Killing vectors, and the coefficients α_n are such that $\mathcal{L}_\chi \alpha_n = 0$.

Two classes of stationary observers are especially important in this work. One are the rest or “laboratory” observers, defined in (2). In spite of being at rest, their angular momentum is, in general, non-zero. Take the spacetime to be axisymmetric as in (4), and consider a test particle of 4-momentum $P^\alpha = mu^\alpha$ and rest mass m ; the component, along the symmetry axis, of its angular momentum is given by [14, 15] $P_\phi = mu_\phi$. Hence, the laboratory observers have an angular momentum per unit mass

$$u_\phi = u^0 g_{0\phi} = \frac{g_{0\phi}}{\sqrt{-g_{00}}} = e^\Phi \mathcal{A}_\phi, \quad (5)$$

which is zero *iff* $g_{0\phi} = 0$.

Another important class of stationary observers in axistationary spacetimes are those in circular motion for which the angular momentum (i.e., P_ϕ) vanishes — *the zero angular momentum observers* (ZAMOs). Their 4-velocity, $u_{\text{ZAMO}}^\alpha = u_{\text{ZAMO}0}^0 \partial_0^\alpha + u_{\text{ZAMO}\phi}^\phi \partial_\phi^\alpha$, is such that $(u_{\text{ZAMO}})_\phi = 0$, i.e., they have angular velocity

$$\Omega_{\text{ZAMO}} \equiv \frac{u_{\text{ZAMO}\phi}^\phi}{u_{\text{ZAMO}0}^0} = -\frac{g_{0\phi}}{g_{\phi\phi}}. \quad (6)$$

Thus, $\Omega_{\text{ZAMO}} = 0$ *iff* $g_{0\phi} = 0$.

†It is not a metric induced on a hypersurface, since, in general, u^α has vorticity and so is not hypersurface orthogonal. This is the metric that yields the distance between fixed points in rotating frame, such as the terrestrial reference frame (ECEF), where it corresponds e.g. to the distance measured by radar or parking sensors. It is positive definite since $h = -ge^{-2\Phi} > 0$.

2.2. Sagnac effect

A key effect in the context of this work is the Sagnac effect [17, 18, 19, 20, 21, 22, 23, 24, 25]. It consists of the difference in arrival times of light-beams propagating around a closed path in opposite directions. It is a measure of the *absolute rotation* of an apparatus (i.e. its rotation relative to the “spacetime geometry” [14]). It was originally introduced in the context of flat spacetime [17, 18, 19, 20, 22], where the time difference is originated by the rotation of the apparatus with respect to global inertial frames; but, in the presence of a gravitational field, it arises also in apparatuses which are fixed relative to the distant stars (i.e., to asymptotic inertial frames); the effect is in this case assigned to “frame-dragging”.

In stationary conditions, both effects can be read from the spacetime metric (1) (which encompasses the flat Minkowski metric expressed in a rotating coordinate system, as well as arbitrary stationary gravitational fields). Along a photon worldline, $ds^2 = 0$; by (1), this yields the two solutions $dt = \mathcal{A}_i dx^i \pm e^{-\Phi} \sqrt{h_{ij} dx^i dx^j}$. We are interested in future-oriented worldlines, defined by $k_\alpha \partial_t^\alpha = k_0 < 0$, where $k^\alpha \equiv dx^\alpha/d\lambda$ is the vector tangent to the photon’s worldline; since $k_0 < 0 \Leftrightarrow dt > \mathcal{A}_i dx^i$, such worldlines correspond to the + solution for dt :

$$dt = \mathcal{A}_i dx^i + e^{-\Phi} \sqrt{h_{ij} dx^i dx^j} \equiv \mathcal{A}_i dx^i + e^{-\Phi} dl ,$$

where $dl \equiv \sqrt{h_{ij} dx^i dx^j}$ is the spatial distance element. Consider photons constrained to move within a closed loop C in the space manifold Σ (that is, the photons’ worldlines are such that their projection on the space manifold Σ yields a closed path C , see Fig. 2 of [23]); for instance, within an optical fiber loop. Using the + (-) sign to denote the anti-clockwise (clockwise) directions, the coordinate time it takes for a full loop is, respectively,

$$t_\pm = \oint_{\pm C} dt = \oint_C e^{-\Phi} dl \pm \oint_C \mathcal{A}_i dx^i .$$

Therefore, the Sagnac *coordinate* time delay Δt is

$$\Delta t \equiv t_+ - t_- = 2 \oint_C \mathcal{A}_i dx^i = 2 \oint_C \mathcal{A} , \tag{7}$$

where in the last equality we identified (see e.g. [14]) $\mathcal{A}_i dx^i$ with the 1-form $\mathcal{A} \equiv \mathcal{A}_i \mathbf{d}x^i$, where $\mathbf{d}x^i$ are basis 1-forms both on the spacetime manifold and also on the space manifold Σ , since $\{x^i\}$ is a coordinate chart on the latter. In Eq. (7) \mathcal{A} is, as usual, understood as its restriction to the curve C , $\mathcal{A}|_C$. In what follows it will also be useful to write this result in a different form. Consider a 2-D submanifold \mathcal{S} on Σ with boundary $\partial\mathcal{S} \equiv C$. Then, by the generalized Stokes theorem

$$\Delta t = 2 \oint_{\partial\mathcal{S}} \mathcal{A} = 2 \int_{\mathcal{S}} \mathbf{d}\mathcal{A} = 2 \int_{\mathcal{S}} (\partial \times \mathcal{A})^k d\mathcal{S}_k , \tag{8}$$

where $\mathbf{d}\mathcal{A} = \mathcal{A}_{j,i} \mathbf{d}x^i \wedge \mathbf{d}x^j = \mathcal{A}_{[j,i]} \mathbf{d}x^i \wedge \mathbf{d}x^j$ is the exterior derivative of \mathcal{A} , and its restriction to \mathcal{S} is assumed above; $(\partial \times \mathcal{A})^k \equiv \epsilon^{ijk} \mathcal{A}_{j,i}$ is the vector dual to $\mathcal{A}_{[j,i]} = \epsilon_{ijk} (\partial \times \mathcal{A})^k / 2$, and $d\mathcal{S}_k \equiv \epsilon_{ijk} \mathbf{d}x^i \wedge \mathbf{d}x^j / 2$ is an area element of \mathcal{S} (volume form of \mathcal{S} [14]). Notice that the latter two quantities (contrary to the preceding expressions, which are general results for manifolds that do not require a metric) rely on endowing the space manifold Σ with some metric $(g_\Sigma)_{ij}$ (even though the integrand is metric independent), with $\epsilon_{ijk} = \sqrt{g_\Sigma} [ijk]$ the corresponding Levi-Civita tensor.

The proper time of the laboratory observers (2) is related to the coordinate time by $dt/d\tau = u^0 = (-g_{00})^{-1/2}$; hence, the Sagnac time delay *as measured by the local laboratory observer* is

$$\Delta\tau = \sqrt{-g_{00}} \Delta t = e^\Phi \Delta t . \tag{9}$$

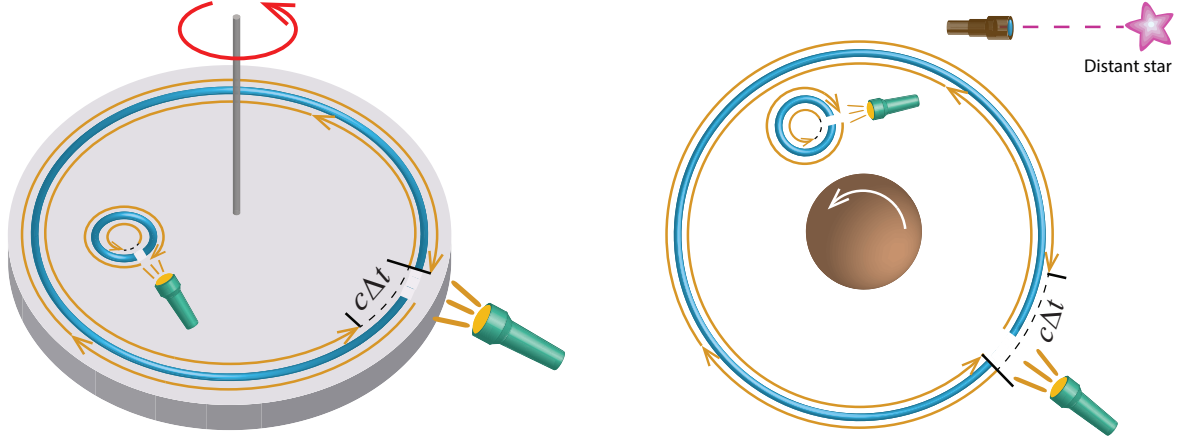


Figure 1. (a) Sagnac effect in special relativity: a flashlight sends light beams propagating in opposite directions along optical fiber loops attached to a rotating platform; they take different times to complete the loop, the co-rotating beam taking longer. (b) General relativistic Sagnac effect (“frame dragging”): optical fiber loops fixed with respect to the “distant stars” (i.e., to the asymptotic inertial frame at infinity), placed around, or in the vicinity, of a spinning object. Again, counter-propagating light beams take different times to complete the loops. In both (a) and (b) the coordinate time difference Δt of arrival is twice the circulation of the gravitomagnetic potential 1-form \mathcal{A} [cf. Eq. (7)]; that amounts to the component \mathcal{A}_ϕ governing the effect for the circular loops around the axis, and (approximately) its curl $\partial \times \mathcal{A}$ (times the enclosed area) for the small loops (optical gyroscopes).

2.2.1. Axistationary case, circular loop around the axis Consider an axistationary metric (4), and a circular optical fiber loop centered at the symmetry axis, as depicted in Fig. 1. From Eq. (7), counter-propagating light beams complete such loop with a coordinate time difference,

$$\Delta t = 2 \oint_C \mathcal{A}_\phi d\phi = 2\mathcal{A}_\phi \int_0^{2\pi} d\phi = 4\pi\mathcal{A}_\phi . \quad (10)$$

In terms of the proper time of the local laboratory observer (2), the difference is $\Delta\tau = \sqrt{-g_{00}}\Delta t = 4\pi u_\phi$; that is, it is, up to a 4π factor, the angular momentum per unit mass of the apparatus (or, equivalently, of the laboratory observers attached to it), cf. Sec. 2.1. Hence, in such an apparatus, a Sagnac effect arises *iff* its angular momentum is non-zero. Notice that this singles out the zero angular momentum observers (ZAMOs) as those which regard the $\pm\phi$ directions as geometrically equivalent; for this reason they are said to be those that do not rotate with respect to “the local spacetime geometry” [14].

Physical interpretation.— In the flat spacetime case in Fig. 1 (a), the physical interpretation of the Sagnac effect is simple, from the point of view of an inertial frame: the beams undergo different paths in their round trips. The co-rotating one undergoes a longer path (comparing to the case that the apparatus does not rotate), because the arrival point is “running away” from the beam during the trip, thus taking longer to complete the loop (since the speed of light is the same). Conversely, the counter-rotating one undergoes a shorter path, since the arrival point is approaching the beam during the trip. This provides an intuitive argument for understanding as well the general relativistic Sagnac effect. Consider the gravitational field of a spinning body, as depicted in Fig. 1(b). As is well known, in such field the observers (or objects) with zero angular momentum (i.e., that do not rotate

with respect to “the local spacetime geometry”, as explained above) have actually, from the point of view of a star fixed coordinate system, non-vanishing angular velocity Ω_{ZAMO} , Eq. (6). For the far field of a *finite*, insulated spinning source with angular momentum J (see e.g. [26]), $\mathcal{A}_\phi \simeq -2J/r$ and $\Omega_{\text{ZAMO}} \simeq 2J/r^3$, in the same sense as the source. Thus, by being at rest with respect to the distant stars, the large optical fiber loop in Fig. 1(b) is in fact rotating with respect to “the local geometry” (i.e., to the ZAMOs), with angular velocity $-\Omega_{\text{ZAMO}}$, in the sense *opposite* to the source’s rotation. Therefore, beams counter-rotating with the source should take longer to complete the loop, comparing to the co-rotating ones [by a difference $t_- - t_+ = -\Delta t \simeq 8\pi J/r$, cf. Eq. (10)].

2.2.2. Small loop — optical gyroscope Consider a small loop centered at some point (call it x_O^α) at rest in the coordinate system of (1), as depicted in Fig. 1. Making a Taylor expansion, around x_O^α , of the components $(\partial \times \mathcal{A})^k$, and keeping only the lowest order terms, it follows, from Eq. (8),

$$\Delta t \approx 2(\partial \times \mathcal{A})^k|_O \int_{\mathcal{S}} dS_k = 2(\partial \times \mathcal{A})^k|_O (\text{Area}_{\mathcal{S}})_k, \quad (11)$$

where $\text{Area}_{\mathcal{S}}^k$ is the “area vector” of the small loop (i.e., a vector approximately normal to \mathcal{S} at x_O^α , whose magnitude $\text{Area}_{\mathcal{S}}$ approximately equals the enclosed area[‡]). Hence, for such setting, the Sagnac effect is governed by *the curl* of \mathcal{A} . Although Δt itself does not depend on it, each of its two pieces — the loop area and $(\partial \times \mathcal{A})^k|_O$ — require defining a metric on the space manifold Σ . The usual notion of area relies on the measurement of distances between observers; the most natural metric for that is the “orthogonal” metric h_{ij} defined above, which yields the distance between neighboring observers at rest in the given coordinate system, as measured through Einstein’s light signaling procedure. With such choice[§], it follows that $(\partial \times \mathcal{A})^k|_O = 2e^{-\Phi}\omega^k|_O$, where

$$\omega^\alpha = \frac{1}{2}\epsilon^{\alpha\beta\gamma\delta}u_{\gamma;\beta}u_\delta \quad (12)$$

is the vorticity of the observers (2), at rest in the coordinate system of (1) (“laboratory” observers). Therefore,

$$\Delta t \approx 4e^{-\Phi}\omega^k|_O (\text{Area}_{\mathcal{S}})_k; \quad \Delta\tau \approx 4\omega^k|_O (\text{Area}_{\mathcal{S}})_k. \quad (13)$$

Hence, the Sagnac effect in such small loop is a measure of the vorticity of the observers that are at rest with respect to the apparatus. It represents the local absolute rotation of such observers, i.e., their rotation with respect to the “local compass of inertia” (e.g. [27, 28, 26, 29]). Let us make this notion more precise. The local compass of inertia is mathematically defined by a system of axis undergoing *Fermi-Walker transport* (e.g. [14]), and materialized physically by the spin axes of guiding gyroscopes. The vorticity ω^α corresponds to the angular velocity of rotation of the connecting vectors between neighboring observers with respect to axes Fermi-Walker transported along the observer congruence[¶]

[‡]Here, unlike in the exact Eq. (8), the surface \mathcal{S} is not arbitrary. In flat spacetime the loop is assumed flat, so that $\text{Area}_{\mathcal{S}}^k$ is normal to its plane, and $\text{Area}_{\mathcal{S}}$ *exactly* the enclosed area. In a curved spacetime the approximation is acceptable as long as the loop and \mathcal{S} are nearly flat (ideally, when they are the image, by the exponential map, of a plane loop in the tangent space at x_O^α).

[§]Had one chosen some other metric $(g_\Sigma)_{ij}$ on Σ , an extra factor $\sqrt{h/g_\Sigma}$ would arise in expressions (13).

[¶]The Fermi-Walker derivative, whose vanishing defines the Fermi-Walker transport law [14], reads, for a vector η^μ ($a^\mu \equiv u^\mu{}_{;\nu}u^\nu$),

$$\frac{D_F\eta^\mu}{d\tau} = \eta^\mu{}_{;\nu}u^\nu - 2u^{[\mu}a^{\nu]}\eta_\nu.$$

If η^μ is a connecting vector, $\mathcal{L}_u\eta^\nu = 0 \Rightarrow \eta^\mu{}_{;\nu}u^\nu = u^\mu{}_{;\nu}\eta^\nu$; since, for a rigid congruence, $u_{\mu;\nu} = -a_\mu u_\nu - \epsilon_{\mu\nu\alpha\beta}\omega^\alpha u^\beta$ (e.g. [30, 10, 31]), it follows that $D_F\eta^\mu/d\tau = \epsilon^\mu{}_{\alpha\nu\beta}\omega^\alpha\eta^\nu u^\beta - u^\mu a^\nu\eta_\nu$, whose space components (orthogonal to u^ν) read $D_F\vec{\eta}/d\tau = \vec{\omega} \times \vec{\eta}$, manifesting that $\vec{\eta}$ indeed rotates with respect to Fermi-Walker transport with angular velocity $\vec{\omega}$.

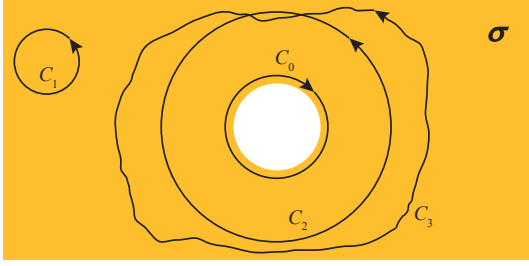


Figure 2. A closed 1-form σ in the punctured plane $\mathbb{R}^2 \setminus \{0\}$. By Stokes' theorem, $\oint_{C_1} \sigma = 0$ and $\oint_{C_2} \sigma = \oint_{C_3} \sigma$.

[28, 16, 26]. The Sagnac effect in the small optical fiber loop is thus a probe for such rotation, and is for this reason called an *optical gyroscope*.

Physical interpretation.— Concerning the small loop placed in the turntable of Fig. 1(a), essentially the same principle as for the large loop (Sec. 2.2.1) explains that the beam propagating in the same sense as the turntable's rotation takes longer to complete the loop. Consider now the small loop in Fig. 1(b). A well known facet of frame-dragging is that, close to a spinning source, the compass of inertia rotates with respect to inertial frames at infinity (i.e., to the star fixed frame). For the far field of a finite insulated source, the corresponding angular velocity is, in the equatorial plane, $\simeq -\vec{J}/r^3$ (e.g. [26, 14]), in the sense *opposite* to the source's rotation. By being fixed with respect to the distant stars, the small loop in Fig. 1(b) is thus rotating with respect to the compass of inertia, with angular velocity $\vec{\omega} \simeq \vec{J}/r^3$. Therefore, *contrary to the situation for the large loop*, beams propagating in the same sense as the source's rotation take longer to complete the loop.

2.3. Closed forms, exact forms, and Stokes theorem

A 1-form σ is closed if $d\sigma = 0$; it is moreover exact if $\sigma = d\phi$, for some smooth (single-valued) function ϕ . *Locally*, the two conditions are equivalent, but globally it is not so. Exact forms have a vanishing circulation $\oint_C \sigma$ around *any* closed curve C . In simply connected regions, every closed form is exact; multiply connected regions allow for the existence of closed but non-exact forms. Consider a closed form σ in a manifold with topology $\mathbb{R}^2 \setminus \{0\}$, illustrated in Fig. 2. The loop C_1 lies in a simply connected region (so that C_1 can be shrunk into a point); by the Stokes theorem, $\oint_{C_1} \sigma = \int_{\mathcal{S}_1} d\sigma = 0$, where \mathcal{S}_1 is a compact 2-D manifold bounded by C_1 ($C_1 = \partial\mathcal{S}_1$). Loops C_2 and C_3 enclose a multiply connected region. The disjoint unions of curves $C_2 \sqcup C_0$ and $C_3 \sqcup C_0$ form boundaries of compact 2-D manifolds, to which the Stokes theorem can be applied (it cannot be applied to C_2 or C_3 alone, as these alone do not bound a compact manifold). The theorem demands in this case that $\int_{C_2 \sqcup C_0} \sigma = 0 = \int_{C_3 \sqcup C_0} \sigma$, i.e.,

$$\int_{C_2 \sqcup C_0} \sigma \equiv \oint_{C_2} \sigma + \oint_{C_0} \sigma = \int_{C_3 \sqcup C_0} \sigma \Rightarrow \oint_{C_2} \sigma = \oint_{C_3} \sigma.$$

So, the circulation of σ vanishes along any loop not enclosing the origin (“hole”), and has the same value for any loop enclosing it. When $\oint_{C_2} \sigma = \oint_{C_3} \sigma \neq 0$, the form σ is non-exact; example: $\sigma = d\phi$ (observe that ϕ is a multivalued function).

2.4. Komar Integrals

In stationary spacetimes admitting Killing vectors fields ξ^α , and for a compact spacelike hypersurface (i.e., 3-volume) \mathcal{V} with boundary $\partial\mathcal{V}$, the Komar integrals are defined as [32, 33, 34, 35, 36]

$$Q_\xi(\mathcal{V}) = -\frac{K}{16\pi} \int_{\partial\mathcal{V}} \star\mathbf{d}\xi, \quad (14)$$

where $(\star\mathbf{d}\xi)_{\alpha\beta} \equiv \xi_{\nu;\mu}\epsilon^{\mu\nu}{}_{\alpha\beta}$ is the 2-form dual to $\mathbf{d}\xi$, and K a dimensionless constant specific to each ξ^α . Since \mathcal{V} is compact, an application of the Stokes theorem leads to the equivalent expressions

$$Q_\xi(\mathcal{V}) = -\frac{K}{16\pi} \int_{\mathcal{V}} \mathbf{d}(\star\mathbf{d}\xi) = \frac{K}{8\pi} \int_{\mathcal{V}} R^\alpha{}_\beta \xi^\beta d\mathcal{V}_\alpha = -K \int_{\mathcal{V}} \left[T^\alpha{}_\beta - \frac{1}{2} g^\alpha{}_\beta T^\gamma{}_\gamma \right] \xi^\beta n_\alpha d\mathcal{V} \quad (15)$$

where $d\mathcal{V}_\alpha = -n_\alpha d\mathcal{V} = \epsilon_{\alpha\mu\nu\lambda} \mathbf{d}x^\mu \wedge \mathbf{d}x^\nu \wedge \mathbf{d}x^\lambda / 6$ is the volume element 1-form of \mathcal{V} , n^α is the future-pointing unit vector normal to \mathcal{V} , and we used the well known relation for Killing vectors fields $\xi^\alpha{}_{;\delta\alpha} = R_{\beta\delta} \xi^\beta$ to notice that $\mathbf{d}(\star\mathbf{d}\xi) = -2R_{\alpha\beta} \xi^\beta d\mathcal{V}^\alpha$. Observe that this expression implies that, in *vacuum* ($R_{\mu\nu} = 0$), $\star\mathbf{d}\xi$ is a *closed 2-form*. Via the Stokes theorem (see Sec. 2.3 above), this means that $Q_\xi(\mathcal{V}) = 0$ for any compact hypersurface \mathcal{V} not enclosing sources, and has the same value for any compact \mathcal{V} enclosing an insulated system. Due to this hypersurface independence, $Q_\xi(\mathcal{V})$ is said to be *conserved*.

In an asymptotically flat axistationary spacetime, *and* in a suitable coordinate system [32, 37, 34], where the Killing vector field $\partial_t^\alpha = \xi^\alpha$ is time-like and tangent to inertial observers at infinity (corresponding to the source's asymptotic inertial “rest” frame), and is moreover normalized so that $\xi^\alpha \xi_\alpha \xrightarrow{r \rightarrow \infty} -1$, the quantity $M = Q_\xi(\mathcal{V})$, with $K = -2$, has the physical meaning of “active gravitational mass,” or total mass/energy present in the spacetime [32, 37, 35, 34]. And $J = Q_\zeta(\mathcal{V})$, for $\zeta^\alpha = \partial_\phi^\alpha$ and $K = 1$, is the angular momentum present in the spacetime. Other coordinate systems/Killing vectors can be considered; in that case however the interpretation of such quantities as mass or angular momentum is in general not appropriate. Consider, e.g., a rigidly rotating coordinate system $\{x^{\alpha'}\}$, obtained from the asymptotically inertial coordinate system $\{x^\alpha\}$ by the transformation $\phi' = \phi - \Omega' t$, $x^{\alpha' \neq \phi'} = x^\alpha$. In terms of the new Killing vector field $\partial_{t'} = \partial_t + \Omega' \partial_\phi$, one has

$$M' = \frac{1}{8\pi} \int_{\partial\mathcal{V}} \star\mathbf{d}\xi' = \frac{1}{8\pi} \int_{\partial\mathcal{V}} \star\mathbf{d}(\xi + \Omega' \zeta) = M - 2\Omega' J, \quad (16)$$

i.e., M' is a mixture of the mass M and angular momentum J of the spacetime (as computed in the asymptotically inertial frame). The latter in this case stays the same, $J' = J$, as $\partial_{\phi'} = \partial_\phi$.

3. Gravitomagnetism and its different levels

The gravitational effects generated by the motion of matter or, more precisely, by mass/energy currents, are known as “gravitomagnetism”. The reason for the denomination is its many analogies with magnetism (generated by charge currents). To make them apparent, consider a stationary metric with line element written in the form (1), and let $U^\alpha = dx^\alpha/d\tau$ be the 4-velocity of a test point particle in geodesic motion. The space components of the geodesic equation $DU^\alpha/d\tau = 0$ yield [9, 11, 38, 29, 13]

$$\frac{\tilde{D}\vec{U}}{d\tau} = \gamma \left[\gamma \vec{G} + \vec{U} \times \vec{H} \right] \quad (17)$$

||The relevant Christoffel symbols read $\Gamma_{00}^i = -e^{2\Phi} G^i$, $\Gamma_{j0}^i = e^{2\Phi} \mathcal{A}_j G^i - e^\Phi H_{j}^i / 2$, and $\Gamma_{jk}^i = \Gamma(h)_{jk}^i - e^\Phi \mathcal{A}_{(k} H_{j)}^i - e^{2\Phi} G^i \mathcal{A}_j \mathcal{A}_k$, where $H_{ij} \equiv e^\Phi [\mathcal{A}_{j,i} - \mathcal{A}_{i,j}]$.

where $\gamma = -U^\alpha u_\alpha = e^\Phi (U^0 - U^i \mathcal{A}_i)$ is the Lorentz factor between U^α and u^α [the 4-velocity of the laboratory observers, given by (2)],

$$\left[\frac{\tilde{D}\vec{U}}{d\tau} \right]^i = \frac{dU^i}{d\tau} + \Gamma(h)_{jk}^i U^j U^k ; \quad \Gamma(h)_{jk}^i = \frac{1}{2} h^{il} (h_{lj,k} + h_{lk,j} - h_{jk,l}), \quad (18)$$

is a covariant derivative with respect to the spatial metric h_{ij} , with $\Gamma(h)_{jk}^i$ the corresponding Christoffel symbols, and

$$\vec{G} = -\tilde{\nabla}\Phi ; \quad \vec{H} = e^\Phi \tilde{\nabla} \times \vec{\mathcal{A}}, \quad (19)$$

are vector fields living on the space manifold Σ of metric h_{ij} , dubbed, respectively, “gravitoelectric” and “gravitomagnetic” fields, for playing in Eq. (17) roles analogous to those of the electric (\vec{E}) and magnetic (\vec{B}) fields in the Lorentz force equation $DU^i/d\tau = (q/m)[\gamma\vec{E} + \vec{U} \times \vec{B}]^i$. Here $\tilde{\nabla}$ denotes covariant differentiation with respect to the spatial metric h_{ij} [i.e., the Levi-Civita connection of (Σ, h)]. Notice that Eq. (18) is the standard covariant expression for the 3-D acceleration (e.g. Eq. (6.9) of [39]); equation (17) describes the acceleration of the curve obtained by projecting the time-like geodesic onto the space manifold (Σ, h) , and \vec{U} is its tangent vector [identified in spacetime with the projection of U^α onto (Σ, h) : $(\vec{U})^\alpha = h^\alpha_\beta U^\beta$, cf. Eq. (3)]. The physical interpretation of Eq. (17) is that, from the point of view of the laboratory observers, the spatial trajectory will seem to be accelerated, as if acted by fictitious forces—*inertial forces*. These arise from the fact that the laboratory frame is not inertial; in fact, \vec{G} and \vec{H} are identified in spacetime with minus the acceleration, and, respectively, twice the vorticity (12) of the laboratory observers:

$$G^\alpha = -\nabla_\alpha u^\alpha \equiv -u^\alpha_{;\beta} u^\beta ; \quad H^\alpha = \epsilon^{\alpha\beta\gamma\delta} u_{\gamma;\beta} u_\delta . \quad (20)$$

Notice that these fields arise not only in the presence of a “real” gravitational field, but also in non-inertial frames in flat spacetime; for instance, in a rigidly rotating frame with constant angular velocity $\vec{\Omega}$, $\vec{G} = \Omega^2 r / (1 - \Omega^2 r^2) \partial_r$ and $\vec{H} = 2\vec{\Omega} / (1 - \Omega^2 r^2)$, which, in the non-relativistic limit where $1 - \Omega^2 r^2 \approx 1$, yield the well known centrifugal and Coriolis fields [40]. One may cast \vec{G} as a relativistic generalization of the Newtonian gravitational field (embodying it as a limiting case), and \vec{H} as a generalization of the Coriolis field. Equations (17)-(19) apply to stationary spacetimes; formulations for arbitrary fields are given in [29, 10, 41, 42].

Since $\vec{B} = \nabla \times \vec{\mathcal{A}}$ and, in stationary settings, $\vec{E} = -\nabla\phi$, Eqs. (19) suggest also an analogy between the electric potential ϕ and the “Newtonian” potential Φ , and between the magnetic potential vector \vec{A} and the vector $\vec{\mathcal{A}}$ (that, as seen in Sec. 2.2, governs the Sagnac effect), which is for this reason dubbed *gravitomagnetic vector potential*.

Other realizations of the analogy exist, namely in the equations of motion for a “gyroscope” (i.e., a spinning pole-dipole particle) in a gravitational field, and a magnetic dipole in a electromagnetic field. According to the Mathisson-Papapetrou equations [43, 44, 45, 46, 47, 48], under the Mathisson-Pirani spin condition [43, 49], the spin vector of a gyroscope of 4-velocity U^α evolves as $DS^\alpha/d\tau = S^\mu a_\mu U^\alpha$; here $a^\alpha \equiv DU^\alpha/d\tau$ and S^α is the spin vector, which is spatial with respect to U^α ($S^\alpha U_\alpha = 0$). For a gyroscope whose center of mass is at rest in the coordinate system of (1), $U^\alpha = u^\alpha$ [see Eq. (2)], and the space part of the spin evolution equation reads (see footnote on page 9, and notice that $S^\alpha u_\alpha = 0 \Rightarrow S^0 = S^i \mathcal{A}_i$)

$$\frac{d\vec{S}}{d\tau} = \frac{1}{2} \vec{S} \times \vec{H} , \quad (21)$$

analogous to the precession of a magnetic dipole in a magnetic field, $D\vec{S}/d\tau = \vec{\mu} \times \vec{B}$. Another effect directly governed by the gravitomagnetic field \vec{H} is the Sagnac time delay in an optical gyroscope (of area vector = $\vec{\text{Area}}_S$), as follows from Eqs. (13),

$$\Delta t \approx 2e^{-\Phi} \vec{H} \cdot \vec{\text{Area}}_S ; \quad \Delta\tau \approx 2\vec{H} \cdot \vec{\text{Area}}_S . \quad (22)$$

When the electromagnetic field is non-homogeneous, a force is exerted on a magnetic dipole, covariantly described by [48, 46] $DP^\alpha/d\tau = B^{\beta\alpha}\mu_\beta$, where μ^β its magnetic dipole moment 4-vector, and $B_{\alpha\beta} = \star F_{\alpha\mu;\beta}U^\mu$ ($F^{\alpha\beta} \equiv$ Faraday tensor, $\star \equiv$ Hodge dual) is the “magnetic tidal tensor” as measured by the particle (observe that the magnetic field as measured by the particle is $B^\alpha = \star F^{\alpha\beta}U_\beta$). A covariant force is likewise exerted on a gyroscope in a gravitational field [43, 44, 45, 46, 47, 48] (the spin-curvature force), which (again, under the Mathisson-Pirani spin condition) takes a remarkably similar form [48, 50]

$$\frac{DP^\alpha}{d\tau} = -\mathbb{H}^{\beta\alpha}S_\beta; \quad \mathbb{H}_{\alpha\beta} \equiv \star R_{\alpha\mu\beta\nu}U^\mu U^\nu = \frac{1}{2}\epsilon_{\alpha\mu}{}^{\lambda\tau}R_{\lambda\tau\beta\nu}U^\mu U^\nu, \quad (23)$$

where $\mathbb{H}_{\alpha\beta}$ is the “gravitomagnetic tidal tensor” (or “magnetic part” of the Riemann tensor [51]) as measured by the particle, playing a role analogous to that of $B_{\alpha\beta}$ in electromagnetism. For a congruence of observers at rest in a stationary field in the form (1), the relation between these tidal tensors and the magnetic/gravitomagnetic fields is [29]

$$B_{ij} = \tilde{\nabla}_j B_i + \frac{1}{2} \left[\vec{E} \cdot \vec{H} h_{ij} - E_j H_i \right] \quad (24)$$

$$\mathbb{H}_{ij} = -\frac{1}{2} \left[\tilde{\nabla}_j H_i + (\vec{G} \cdot \vec{H}) h_{ij} - 2G_j H_i \right] . \quad (25)$$

In a locally inertial frame (and rectangular coordinates) $B_{ij} = B_{i,j}$, and the force on a comoving magnetic dipole reduces to the textbook expression $DP^i/d\tau = B^{j,i}u_j \equiv \nabla(\vec{\mu} \cdot \vec{B})$. Moreover, in the linear regime, $\mathbb{H}_{ij} \approx H_{i,j}$, and so the force (23) on a gyroscope at rest yields $D\vec{P}/d\tau \approx \nabla(\vec{S} \cdot \vec{H})/2$. We can thus say that the tidal tensors $B_{\alpha\beta}$ and $\mathbb{H}_{\alpha\beta}$ are essentially quantities one order higher in differentiation, comparing to the corresponding fields B^α and H^α . Hence, in analogy with the magnetic effects, we may cast gravitomagnetic effects into the three distinct levels in Table 1, corresponding to three different levels of differentiation of the gravitomagnetic vector potential \vec{A} .

It is useful to mention the gravitoelectric counterpart of $\mathbb{H}_{\alpha\beta}$, which is the gravitoelectric tidal tensor $\mathbb{E}_{\alpha\beta} \equiv R_{\alpha\mu\beta\nu}U^\mu U^\nu$ (or “electric part” of the Riemann tensor), that governs the geodesic deviation equation $D^2\delta x^\alpha/d\tau = -\mathbb{E}^\alpha{}_\beta\delta x^\beta$ (and is analogous to the electric tidal tensor $E_{\alpha\beta} = F_{\alpha\mu;\beta}U^\mu$) [50, 29]. In vacuum, these tensors together fully determine the Riemann tensor (which reduces to the Weyl tensor), cf. e.g. decomposition (30) of [52], and hence the tidal forces felt by any set of test particles/observers.

We close this part with a note on the so-called “frame dragging”; in the literature this denomination is used for two main kinds of effects:

- (i) One, the fact that, near a moving source (e.g., a rotating one), the compass of inertia, thus the locally inertial frames, rotate with respect to inertial frames at infinity (i.e., to the “distant stars”). Or, conversely, a reference frame anchored to the distant stars is one that, in the vicinity of a rotating source, in fact rotates with respect to the local compass of inertia [53, 54, 55, 56, 57, 26, 14, 16, 58], and observers at rest therein have non-vanishing vorticity [59, 60]. This is manifest in that, relative to such star-fixed frame: gyroscopes precess [as described by Eq. (21)]; Coriolis (i.e., gravitomagnetic) forces arise [cf. Eq. (17)], causing e.g. orbits of test bodies to precess (Lense-Thirring orbital precession [53, 61, 62]), and the plane of a Foucault pendulum to rotate [14].

Levels of Magnetism		Levels of Gravitomagnetism	
Governing Field	Physical effect	Governing Field	Physical effect
\vec{A} (magnetic vector potential)	<ul style="list-style-type: none"> • Aharonov-Bohm effect (quantum theory) 	$\vec{\mathcal{A}}$ (gravitomagnetic vector potential)	<ul style="list-style-type: none"> • Sagnac effect • part of gravitomagnetic “clock effect”
\vec{B} (magnetic field = $\nabla \times \vec{A}$)	<ul style="list-style-type: none"> • magnetic force $q\vec{U} \times \vec{B}$ • dipole precession $D\vec{S}/d\tau = \vec{\mu} \times \vec{B}$ • magnetic “clock effect” 	\vec{H} (gravitomagnetic field = $\epsilon^{\phi} \nabla \times \vec{\mathcal{A}}$)	<ul style="list-style-type: none"> • gravitomagnetic force $m\gamma\vec{U} \times \vec{H}$ • gyroscope precession $d\vec{S}/d\tau = \vec{S} \times \vec{H}/2$ • Sagnac effect in light gyroscope • part of gravitomagnetic “clock effect”
$B_{\alpha\beta}$ (magnetic tidal tensor $\sim \partial_i \partial_j A_k$)	<ul style="list-style-type: none"> • Force on mag. dipole $DP^\alpha/d\tau = B^{\beta\alpha} \mu_\beta$ 	$\mathbb{H}_{\alpha\beta}$ (gravitomagnetic tidal t. $\sim \partial_i \partial_j \mathcal{A}_k$)	<ul style="list-style-type: none"> • Force on gyroscope $DP^\alpha/d\tau = -\mathbb{H}^{\beta\alpha} S_\beta$

Table 1. Levels of magnetism and gravitomagnetism, corresponding to different levels of differentiation of, respectively, the magnetic (\vec{A}) and gravitomagnetic ($\vec{\mathcal{A}}$) vector potentials.

(ii) The other, the fact that, close to a rotating source, the orbits of zero angular momentum (e.g. the ZAMOs of Sec. 2.1) have non-zero angular velocity, as seen from infinity (or, conversely, objects with zero angular velocity have non-zero angular momentum) [14, 63, 64]. And, associated to this, in axistationary spacetimes, a system of axes carried by the ZAMOs, and spatially locked to the background symmetries (dubbed, somewhat misleadingly [14, 29], “locally non-rotating frames” [65, 66]), rotates with respect to comoving gyroscopes [67].

We point, from the above, that the phenomena in (i) and (ii) have distinct origin, corresponding to two different levels of gravitomagnetism, the former being governed by \vec{H} , and the latter by $\vec{\mathcal{A}}$. The effects are independent; in fact, as we shall see, solutions exist for which \vec{H} vanishes whilst $\vec{\mathcal{A}}$ is non-zero, of which the metric in Sec. 5.2.2 is an example.

3.1. The gravitomagnetic clock effect

When a body rotates, the period of co- and counter-rotating geodesics around it differs in general; such effect has been dubbed [68, 69, 70, 71] gravitomagnetic “clock effect”. Let $U^\alpha \equiv dx^\alpha/d\tau = U^0 \delta_0^\alpha + U^\phi \delta_\phi^\alpha$ be the 4-velocity of a test particle describing a circular geodesic in a axistationary spacetime, and $\mathcal{L} = g_{\mu\nu} U^\mu U^\nu / 2$ the corresponding Lagrangian. The angular velocity $\Omega_{\text{geo}} \equiv d\phi/dt = U^\phi / U^0$ of the circular geodesics is readily obtained from the Euler-Lagrange equations,

$$\frac{d}{d\tau} \left(\frac{\partial \mathcal{L}}{\partial U^\alpha} \right) - \frac{\partial \mathcal{L}}{\partial x^\alpha} = 0, \tag{26}$$

which reduce to

$$g_{\phi\phi,r} \Omega_{\text{geo}}^2 + 2g_{0\phi,r} \Omega_{\text{geo}} + g_{00,r} = 0. \tag{27}$$

Solving this equation yields

$$\Omega_{\text{geo}\pm} = \frac{-g_{0\phi,r} \pm \sqrt{g_{0\phi,r}^2 - g_{\phi\phi,r}g_{00,r}}}{g_{\phi\phi,r}} \quad (28)$$

the $+$ ($-$) sign corresponding, for $g_{\phi\phi,r} > 0$ and $g_{00,r} < 0$ (i.e., attractive \vec{G}), to prograde (retrograde) geodesics, i.e., positive (negative) ϕ directions. The orbital period is, in *coordinate* time, $t_{\text{geo}} = 2\pi/|\Omega_{\text{geo}}|$; hence, the difference between the periods of prograde and retrograde geodesics reads

$$\Delta t_{\text{geo}} = 2\pi \left(\frac{1}{\Omega_{\text{geo}+}} + \frac{1}{\Omega_{\text{geo}-}} \right) = -4\pi \frac{g_{0\phi,r}}{g_{00,r}} .$$

Since $g_{0\phi} = -g_{00}\mathcal{A}_\phi$, this result can be re-written as

$$\Delta t_{\text{geo}} = 4\pi\mathcal{A}_\phi - 2\pi \frac{\mathcal{A}_{\phi,r}}{G_r} = 4\pi\mathcal{A}_\phi - 2\pi \frac{\star H_{r\phi}}{G_r e^\Phi} , \quad (29)$$

where $\star H_{jk} \equiv \epsilon_{ijk}H^i$ is the 2-form dual to the gravitomagnetic field \vec{H} . In cylindrical coordinates one can substitute $\star H_{r\phi} = \sqrt{h}H^z$; in spherical coordinates, $\star H_{r\phi} = -\sqrt{h}H^\theta$. Hence, the gravitomagnetic clock effect consists of the sum of two contributions of different origin: the ‘‘global’’ Sagnac effect around the source (governed by \mathcal{A}_ϕ), Eq. (10), plus a term governed by the gravitomagnetic field \vec{H} . The physical interpretation of the latter is as follows: for circular orbits, the gravitomagnetic force $\gamma\vec{U} \times \vec{H}$ in Eq. (17) is radial (since \vec{H} is parallel to the axis, and $\vec{U} = U^\phi\partial_\phi$) being attractive or repulsive depending on the $\pm\phi$ direction of the orbit. Namely, it is attractive when test body counter-rotates with the central source, and repulsive when in co-rotates; this highlights the fact that (anti-) parallel mass/energy currents have a repulsive (attractive) gravitomagnetic interaction, which is opposite to the situation in electromagnetism, where (anti-) parallel charge currents attract (repel) (see Refs. [72] and [73], respectively, for enlightening analogous explanations of these relativistic effects). In fact, the second term has an exact electromagnetic analogue, as we shall now show.

Electromagnetic analogue Consider, in flat spacetime, a charged test particle of charge q and mass m in a circular orbit around a spinning charged body, and let $\mathcal{L} = mg_{\mu\nu}U^\mu U^\nu/2 + qg_{\mu\nu}U^\mu A^\nu$, with $A^\mu = (\phi, \vec{A})$, be the corresponding Lagrangian. The Euler-Lagrange equations (26) yield, for a circular orbit,

$$qE_r + q\Omega_{\text{orb}}A_{\phi,r} + \frac{1}{2}U^0mg_{\phi\phi,r}\Omega_{\text{orb}}^2 = 0 ,$$

where $\Omega_{\text{orb}} \equiv d\phi/dt = U^\phi/U^0$, whose solution is

$$\Omega_{\text{orb}\pm} = \frac{-qA_{\phi,r} \pm \sqrt{q^2A_{\phi,r}^2 - 2U^0qmg_{\phi\phi,r}E_r}}{U^0mg_{\phi\phi,r}} .$$

Thus, for $qE_r > 0$ (attractive electric force), the difference between the periods of prograde and retrograde orbits is

$$\Delta t_{\text{orb}} = 2\pi \left(\frac{1}{\Omega_{\text{orb}+}} + \frac{1}{\Omega_{\text{orb}-}} \right) = -\frac{2\pi A_{\phi,r}}{E_r} = -2\pi \frac{\star B_{r\phi}}{E_r} , \quad (30)$$

where $\star B_{jk} \equiv \epsilon_{ijk}B^i$ is the 2-form dual to the magnetic field \vec{B} (not to be confused with the magnetic tidal tensor $B_{\alpha\beta}$). In cylindrical coordinates, $\star B_{r\phi} = B^z$; in spherical coordinates, $\star B_{r\phi} = -B^\theta$. Notice the analogy with Eq. (29), identifying $\{\vec{E}, \vec{B}\} \leftrightarrow \{\vec{G}, \vec{H}\}$. We can thus say that the gravitomagnetic clock effect in Eq. (29) consists of a term with a direct electromagnetic analogue, plus a term (the Sagnac time delay $4\pi\mathcal{A}_\phi$) that has no electromagnetic counterpart in Eq. (30).

Observer-independent “two-clock” effect The time delay (29) [as well as (30)] corresponds to orbital periods as seen by the laboratory observers (2), and measured in *coordinate* time [which can be converted into observer’s proper time via Eq. (9)]. Other observers, rotating with respect to the laboratory observers, will measure different periods (since, with respect to them, the closure of the orbits occurs at different points). The effect can moreover be formulated in terms of the orbital proper times [68, 74, 75] (“two clock effect”); for a discussion of such alternative formulations and their relationships, we refer to [70]. An *observer independent* clock effect can however be derived, based on the proper times (τ_+ and τ_-) measured by each orbiting clock between the events when they meet [76]. Consider two oppositely rotating geodesics at some fixed r , and set a starting meeting point at $\phi_+ = \phi_- = 0$, $t = 0$; the next meeting point is defined by $\phi_+ = 2\pi + \phi_-$. Since $\phi_{\pm} = \Omega_{\text{geo}\pm}t$, the meeting point occurs at a coordinate time $t = 2\pi/(\Omega_{\text{geo}+} - \Omega_{\text{geo}-})$. Since $dt/d\tau_{\pm} = U_{\pm}^0$, and

$$U_{\pm}^0 = [-g_{00} - 2\Omega_{\text{geo}\pm}g_{0\phi} - \Omega_{\text{geo}\pm}^2g_{\phi\phi}]^{-1/2} \quad (31)$$

is constant along a circular orbit, it follows that $\tau_{\pm} = t/U_{\pm}^0$, thus

$$\tau_{\pm} = \frac{2\pi(U_{\pm}^0)^{-1}}{\Omega_{\text{geo}+} - \Omega_{\text{geo}-}}; \quad \Delta\tau \equiv \tau_+ - \tau_- = 2\pi \frac{(U_+^0)^{-1} - (U_-^0)^{-1}}{\Omega_{\text{geo}+} - \Omega_{\text{geo}-}}. \quad (32)$$

4. The electromagnetic analogue: the field of an infinite rotating charged cylinder

Consider, in flat spacetime, a charged, infinitely long rotating cylinder along the z -axis. The exterior electromagnetic field it produces is described by the 4-potential 1-form $A_{\alpha} = (-\phi, \mathbf{A})$,

$$\phi = -2\lambda \ln(r/r_0); \quad \mathbf{A} = A_{\phi}d\phi = 2\mathbf{m}d\phi \quad (\vec{A} = \frac{2\mathbf{m}}{r^2}\partial_{\phi}) \quad (33)$$

where $\phi \equiv \phi(r)$ is the electric potential, r_0 is an arbitrary constant, \vec{A} is the (3-D) magnetic vector potential and \mathbf{A} its associated 1-form, and λ and \mathbf{m} are, respectively, the charge and magnetic moment per unit z -length (e.g., for a homogeneous cylinder of charge density ρ_c and radius R , rigidly rotating with angular velocity Ω_c , $\mathbf{m} = \pi\rho_c R^4\Omega_c/4$). The corresponding electric and magnetic fields read

$$\vec{E} = -\nabla\phi = \frac{2\lambda}{r}\partial_r; \quad \vec{B} = \nabla \times \vec{A} = 0. \quad (34)$$

The magnetic tidal tensor also trivially vanishes, $B_{\alpha\beta} = 0$, cf. Eq. (24), since $\vec{H} = 0$ for an inertial frame. Hence, the electromagnetic field of a rotating cylinder differs from that of a static one *only in the vector potential* \vec{A} , which vanishes in the latter case ($\mathbf{m} = 0$).

4.1. Aharonov-Bohm effect

Classically, the physics in the exterior field of a rotating cylinder are the same as for a static one, since \vec{A} itself plays no role in any physical process (only its curl \vec{B}). In other words, *classically*, an irrotational vector potential \vec{A} is pure gauge. Quantum theory changes the picture however, since \vec{A} intervenes physically in the so-called Aharonov-Bohm effect [77], which can be stated as follows. The wave function of a particle of charge q moving in a stationary electromagnetic field along a spatial path C acquires a phase shift given by $\varphi = q/\hbar \int_C \mathbf{A} \equiv q/\hbar \int_C \vec{A} \cdot d\vec{l}$ [77]. Now consider, as in Fig. 3, a beam of electrons which is split into two parts, each passing around a rotating charged cylinder on opposite sides (avoiding it); since \vec{A} circulates around the cylinder, that will lead to a phase difference between the beams, which manifests itself in an interference pattern when the beams are recombined.

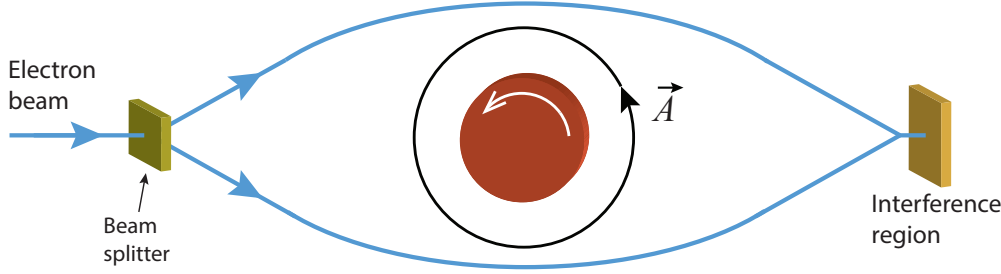


Figure 3. Simplified scheme for the Aharonov-Bohm effect around a rotating charged cylinder.

Let φ_+ (φ_-) denote the phase shift induced in the beam flowing in the same (opposite) sense of the cylinder's rotation. Since the field lines of \vec{A} are circles around the cylinder, the phase shifts in the two paths are of equal magnitude but opposite sign: $\varphi_+ = -\varphi_-$. The two paths together form a closed loop; since $\nabla \times \vec{A} = 0$ outside the cylinder, by the Stokes theorem $\int_C \mathbf{A}$ is the same for every closed spatial loop C enclosing the cylinder (in particular, a circular one); hence, the phase difference between the two paths, $\Delta\varphi = \varphi_+ - \varphi_-$, equals the phase shift along any circular loop C enclosing the cylinder

$$\Delta\varphi = \frac{q}{\hbar} \oint_C \mathbf{A} = \frac{q}{\hbar} A_\phi \int_0^{2\pi} d\phi = \frac{2\pi q}{\hbar} A_\phi. \quad (35)$$

Notice the formal analogy with the expression (10) for the Sagnac effect on a circular loop around the axis of an axistationary metric: Δt therein corresponds to a difference in beam arrival times for one full loop; for a half loop [as is the case in Eq. (35)] the time difference is $\Delta t/2$, corresponding to a phase difference $\Delta\varphi = (E/\hbar)\Delta t/2 = (2\pi E/\hbar)\mathcal{A}_\phi$, where E denotes the photon's energy. Identifying $\{E, \mathcal{A}_\phi\} \leftrightarrow \{q, A_\phi\}$, this *exactly* matches (35).

For comparison with the gravitational analogue below, it is worth observing the following. The fact that $\int_C \mathbf{A} \neq 0$ for loops C enclosing the cylinder is, in connection with Stokes' theorem, assigned to the fact that, within the cylinder, $\nabla \times \vec{A} = \vec{B} \neq 0$. However, one could as well restrict our analysis to the region outside the cylinder (as originally done in [77]); that is, cut the cylinder out of the space manifold, and consider the field \vec{A} defined in the multiply connected region thereby obtained. The fact that $\int_C \mathbf{A} \neq 0$, in spite of $d\mathbf{A} = 0$ everywhere, is then explained through the fact that C lies in a region which (due to the cylindrical hole) is not simply connected [5], where \mathbf{A} is a closed but non-exact form, case in which Stokes' theorem does not require its circulation to vanish, but only to have the same value $2\pi A_\phi$ for any C around the hole, cf. Sec. 2.3.

4.2. Rotating frame

Consider the coordinate system $\{x^{\bar{\alpha}}\}$, obtained from the globally inertial coordinate system $\{x^\alpha\}$ by the transformation $x^{\bar{i} \neq \bar{\phi}} = x^i$, $\bar{\phi} = \phi - \Omega t$, corresponding to a reference frame rotating with angular velocity Ω about the cylinder's axis. The Minkowski metric in such coordinates reads,

$$ds^2 = (-1 + \Omega^2 r^2) dt^2 + dr^2 + 2\Omega r^2 dt d\bar{\phi} + dz^2 + r^2 d\bar{\phi}^2. \quad (36)$$

The 4-potential 1-form $A_{\bar{\alpha}} = \Lambda_{\bar{\alpha}}^\beta A_\beta$ ($\Lambda_{\bar{\alpha}}^\beta \equiv \partial x^\beta / \partial x^{\bar{\alpha}}$) becomes, in such coordinates, $A_{\bar{\alpha} \neq \bar{t}} = A_\alpha$, $A_{\bar{t}} = -\phi + A_\phi \Omega$. The electric and magnetic fields are given by $\bar{E}^{\bar{\alpha}} = F^{\bar{\alpha}\bar{\beta}} \bar{u}_{\bar{\beta}}$ and $\bar{B}^{\bar{\alpha}} = \star F^{\bar{\alpha}\bar{\beta}} \bar{u}_{\bar{\beta}}$,

where $F_{\alpha\beta} \equiv 2A_{[\beta;\alpha]} = 2A_{[\beta;\alpha]}$ is the Faraday 2-form and $\bar{u}^{\bar{\alpha}} = (-g_{\bar{0}\bar{0}})^{-1/2}\delta_{\bar{t}}^{\bar{\alpha}}$ is the 4-velocity of the observers at rest in the rotating coordinates; they read

$$\vec{E} = \frac{2\lambda}{r\sqrt{1-r^2\Omega^2}}\partial_r; \quad \vec{B} = \frac{2\Omega\lambda}{\sqrt{1-r^2\Omega^2}}\partial_z$$

($\bar{E}^{\bar{0}} = \bar{B}^{\bar{0}} = 0$). So now a non-vanishing magnetic \vec{B} field arises.

Finally, observe that the curves of constant spatial coordinates $x^{\bar{i}}$, tangent to the Killing vector field $\partial_{\bar{t}}$, cease to be time-like for $r > 1/\Omega$ (since $g_{\bar{0}\bar{0}} > 0$ therein); hence no observers $\bar{u}^{\bar{\alpha}}$, at rest with respect to such frame, can exist past that value of r (they would exceed the speed of light).

5. Gravitational field of infinite rotating cylinders: the Lewis metrics

The exterior gravitational field of an infinitely long, rotating or non-rotating cylinder is generically described by the Lewis metric [2]

$$ds^2 = -f dt^2 + 2k dt d\phi + r^{(n^2-1)/2}(dr^2 + dz^2) + l d\phi^2; \quad (37)$$

$$f = ar^{1-n} - \frac{c^2 r^{n+1}}{n^2 a}; \quad k = -Cf; \quad l = \frac{r^2}{f} - C^2 f; \quad C = \frac{cr^{n+1}}{naf} + b, \quad (38)$$

where a, b, c and n are constants, which can be real or complex, corresponding, respectively, to the Weyl or Lewis classes of solutions. The constant n , in particular, is real for the Weyl class, and purely imaginary for the Lewis class [78, 79]. This is the most general solution for the exterior field of an infinite cylindrical source; it encompasses, as special cases, the van Stockum [80] exterior solutions for the field produced by a rigidly rotating dust cylinder, and the static Levi-Civita metric, corresponding to a non-rotating cylinder.

Curvature invariants.— As is well known (e.g. [78, 31]), in vacuum there are four independent scalar invariants one can construct from the Riemann tensor (which equals the Weyl tensor): two quadratic, namely the Kretschmann and Chern-Pontryagin invariants, which read, for the metric (37),

$$\mathbf{R} \cdot \mathbf{R} \equiv R_{\alpha\beta\gamma\delta} R^{\alpha\beta\gamma\delta} = \frac{1}{4}(n^2 - 1)^2(3 + n^2)r^{-3-n^2}; \quad \star\mathbf{R} \cdot \mathbf{R} \equiv \star R_{\alpha\beta\gamma\delta} R^{\alpha\beta\gamma\delta} = 0 \quad (39)$$

plus the two cubic invariants

$$\mathbb{A} \equiv -\frac{1}{16}R^{\alpha\beta}{}_{\lambda\mu}R^{\lambda\mu}{}_{\rho\sigma}R^{\rho\sigma}{}_{\alpha\beta} = \frac{3}{256}(n^2 - 1)^4 r^{-3(n^2+3)/2}; \quad (40)$$

$$\mathbb{B} \equiv \frac{1}{16}R^{\alpha\beta}{}_{\lambda\mu}R^{\lambda\mu}{}_{\rho\sigma} \star R^{\rho\sigma}{}_{\alpha\beta} = 0. \quad (41)$$

5.1. GEM fields and tidal tensors

The metric (37)-(38) can be put in the form (4), with

$$e^{2\Phi} = f; \quad \mathcal{A}_\phi = -\frac{cr^{n+1}}{naf} - b; \quad h_{rr} = h_{zz} = r^{(n^2-1)/2}; \quad h_{\phi\phi} = r^2 e^{-2\Phi}, \quad (42)$$

and $h_{ij}|_{i \neq j} = 0$. The gravitoelectric and gravitomagnetic fields read, cf. Eqs. (19),

$$G_i = \frac{a^2(n-1)n^2 + c^2(1+n)r^{2n}}{2r(a^2n^2 - c^2r^{2n})}\delta_i^r; \quad \vec{H} = \frac{2acn^2r^{-(n-1)^2/2}}{c^2r^{2n} - a^2n^2}\partial_z. \quad (43)$$

Equation (17) then tells us that test particles in geodesic motion are, from the point of view of the reference frame associated to the coordinate system of (37), acted upon by two inertial forces: a radial force (per unit mass) $\gamma^2 \vec{G}$, which can be attractive or repulsive (depending on the parameters n , a and c), and a gravitomagnetic force (per unit mass) $\gamma \vec{U} \times \vec{H}$, lying likewise on the plane orthogonal to the cylinder. A consequence of the latter is that test particles dropped from rest, instead of moving radially towards the cylinder, are deflected sideways. The non-vanishing \vec{H} means also that gyroscopes precess relative to the frame associated to the coordinates of (37), cf. Eq. (21).

The non-vanishing components of the gravitoelectric $\mathbb{E}_{\alpha\beta} \equiv R_{\alpha\mu\beta\nu} u^\mu u^\nu$ and gravitomagnetic $\mathbb{H}_{\alpha\beta} \equiv \star R_{\alpha\mu\beta\nu} u^\mu u^\nu$ tidal tensors as measured by the observers at rest in the coordinates of (37) read

$$\mathbb{E}_{rr} = -(1-n^2) \frac{a^2 n^2 (n+1) + c^2 (n-1) r^{2n}}{8r^2 (a^2 n^2 - c^2 r^{2n})}; \quad \mathbb{E}_{\phi\phi} = (1-n^2) \frac{a n^2 r^{-(n-1)^2/2}}{4(a^2 n^2 - c^2 r^{2n})};$$

$$\mathbb{E}_{zz} = (1-n^2) \frac{a^2 n^2 (n-1) + c^2 (n+1) r^{2n}}{8r^2 (a^2 n^2 - c^2 r^{2n})}, \quad (44)$$

$$\mathbb{H}_{rz} = \mathbb{H}_{zr} = -\frac{(1-n^2) a c n^2 r^{n-2}}{4(c^2 r^{2n} - a^2 n^2)}. \quad (45)$$

The fact that $\mathbb{H}_{\alpha\beta} \neq 0$ means that a spin-curvature force (23) is exerted on gyroscopes at rest in the coordinates of (37).

Comparing with the electromagnetic analogue, we observe that both the inertial and tidal fields (in particular the non-vanishing \vec{H} and $\mathbb{H}_{\alpha\beta}$) are in contrast with the electromagnetic field of a rotating cylinder as measured in the inertial rest frame, discussed in Sec. 4, resembling more the situation in a rotating frame, discussed in Sec. 4.2.

5.1.1. The Levi-Civita static cylinder It is known [2, 79] that when n is real (Weyl class), and $b = 0 = c$ (we shall see in Sec. 5.2 that the latter condition is actually not necessary), the metric (37) becomes

$$ds^2 = -a r^{1-n} dt^2 + r^{(n^2-1)/2} (dr^2 + dz^2) + \frac{r^{1+n}}{a} d\phi^2, \quad (46)$$

which is the static Levi-Civita metric, corresponding to a non-rotating cylinder. Imposing $a > 0$ (so that t remains the time coordinate, and ϕ the spacelike periodic coordinate), yields, identifying the appropriate constants, a dimensionless version of the original line element in [81]. Further re-scaling the time coordinate $t \rightarrow a^{-1/2} t$, so that $g_{00} = -r^{1-n}$, yields the line element in the coordinate system in [82, 2, 1]. In such metric we have [cf. Eqs. (1), (19), (25)] $\mathcal{A}_i = \vec{H} = \mathbb{H}_{\alpha\beta} = 0$, and

$$\Phi = \frac{1-n}{2} \ln(r) + K; \quad G_i = -\Phi_{,i} = -\frac{1-n}{2r} \delta_i^r, \quad (47)$$

where K is an arbitrary constant (depending on the choice of units of t). That is, the Newtonian potential Φ and the gravitoelectric field 1-form G_i match exactly, with the identification $(1-n)/4 \leftrightarrow \lambda$, *minus* the electrostatic potential ϕ and electric field 1-form E_i of the electromagnetic analogue in Sec. 4, cf. Eqs. (33)-(34). This analogy suggests identifying the quantity $(1-n)/4$ with the source's mass density per unit z -length, in agreement with earlier interpretations (e.g. [83, 2, 75, 1]). The speed of the circular geodesics with respect** to the coordinate system in (46) is

$$v_{\text{geo}} = \sqrt{\frac{2}{1+n} - 1}, \quad (48)$$

**The relative velocity v^α of a test particle of 4-velocity U^α with respect to an observer of 4-velocity u^α is given by [10, 31, 48] $U^\alpha = \gamma(u^\alpha + v^\alpha)$, with $\gamma \equiv -u^\alpha U_\alpha = (1-v^2)^{-1/2}$. Relative to a "laboratory" observer $u^\alpha = (-g_{00})^{-1/2} \delta_0^\alpha$, at rest in the given coordinate system, its magnitude v is simply given by $(1-v^2)^{-1/2} = -u^0 U_0$.

(cf. e.g. [1]) which is independent of r (like in the Newtonian/electric analogues, albeit with a different value). These are possible only when $0 \leq n < 1$ [84, 4, 85, 83, 86, 1], since it is when $n < 1$ that \vec{G} is attractive, and their speed becomes superluminal for $n < 0$.

5.1.2. The “force” parallel to the axis In some literature [8, 1] it was found that test particles in geodesic motion appeared to be deflected by some rather mysterious “force” parallel to the cylinder’s axis. Let us examine the origin of such effect. It follows from Eqs. (17) and (43) that, in the reference frame associated to the coordinate system of (37), the only inertial forces acting on a test particle in geodesic motion are the radial gravitoelectric force $m\vec{G}$, and the gravitomagnetic force $m\gamma\vec{U} \times \vec{H}$ (with \vec{H} parallel to the axis), both always orthogonal to the cylinder’s axis. It is thus clear that no axial inertial force exists. [In other words, the 3-D curve obtained by projecting the geodesic onto the space manifold (Σ, h) has no axial acceleration, cf. Sec. 3]. The axial component of Eq. (17) reads

$$\frac{\tilde{D}U^z}{d\tau} = 0 \Leftrightarrow \frac{dU^z}{d\tau} = -2\Gamma(h)_{rz}^z U^r U^z = \frac{1-n^2}{2r} U^r U^z, \quad (49)$$

which is Eq. (74) of [8]. That is, the coordinate “acceleration” $d^2z/d\tau^2 \equiv dU^z/d\tau$ is down to the fact that the Christoffel symbol $\Gamma(h)_{rz}^z$ of the spatial metric h_{ij} is non-zero. The question then arises on whether the effect is due to the curvature of the space manifold (Σ, h) , or to a coordinate artifact, as both are generically encoded in $\Gamma(h)_{ij}^i$. The distinction between the two is not clear in general (an example of a pure coordinate artifact is the variation of U^i when one describes geodesic motion in flat spacetime through a non-Cartesian coordinate system, e.g. a spherical one). In the present case, however, the translational Killing vector ∂_z gives us a notion of fixed axial direction; on the other hand, the dependence of g_{zz} on r (i.e., the fact that the magnitude $\sqrt{g_{zz}}$ of the basis vector ∂_z is not constant along the particle’s trajectory), causes the coordinate acceleration $dU^z/d\tau$ to embody a trivial coordinate artifact. Such effect is gauged away by switching to an orthonormal tetrad frame $\mathbf{e}_{\hat{\alpha}}$ such that $\mathbf{e}_z = (g_{zz})^{-1/2}\partial_z$, where the axial component of the 4-velocity reads $U^{\hat{z}} = U^z\sqrt{g_{zz}}$, and evolves as [using (49)]

$$\frac{dU^{\hat{z}}}{d\tau} = \frac{d}{d\tau}(U^z\sqrt{g_{zz}}) = \frac{1-n^2}{4}r^{(n^2-5)/4}U^rU^z,$$

which corresponds to the axial component $DU^{\hat{z}}/d\tau = 0$ of the geodesic equation written in such tetrad, $DU^{\hat{\alpha}}/d\tau = 0$. Hence, even in an orthonormal frame $\mathbf{e}_{\hat{\alpha}}$, $U^{\hat{z}}$ is not constant; in other words, the axial vector component itself, $U^z\partial_z$ (not just the coordinate component U^z), varies along the particle’s motion. This is a consequence of the curvature of the space manifold. We conclude thus that $dU^z/d\tau$ in Eq. (49), interpreted in [8, 1] as an axial “force”, consists of a combination of a coordinate artifact caused by the variation of the basis vector ∂_z along the particle’s trajectory, with a physical effect due to the curvature of the space manifold (Σ, h) .

5.2. The canonical form of the Weyl class

The Weyl class corresponds to all parameters in Eqs. (37)-(38) being real. We observe that, for $r^{2n} > a^2n^2/c^2$, the Killing vector field ∂_t ceases to be time-like; thus no physical observers $u^\alpha = \sqrt{f}\partial_t^\alpha$, at rest in the coordinates of (37), can exist past that r . This resembles the situation for a rotating frame in flat spacetime, see Sec. 4.2. Moreover, the non-vanishing gravitomagnetic field \vec{H} and tidal tensor $\mathbb{H}_{\alpha\beta}$, Eqs. (43) and (45), contrast with the electromagnetic problem of a charged rotating cylinder as viewed from the inertial rest frame (Sec. 4), resembling instead the corresponding electromagnetic

fields when measured in a rotating frame (Sec. 4.2). This makes one wonder, could these two features be mere artifacts of some trivial rotation of coordinates that the metric, in its usual form (37)-(38), embodies? In what follows we shall argue this to be the case.

For the Weyl class, we have the invariant structure, cf. Eqs. (39)-(41): $\mathbf{R} \cdot \mathbf{R} > 0$, $\star\mathbf{R} \cdot \mathbf{R} = 0$, $\mathbb{B} = 0$,

$$\mathbb{M} \equiv \frac{I^3}{(\mathbb{A} - i\mathbb{B})^2} - 6 = \frac{2n^2(n^2 - 9)^2}{9(n^2 - 1)^2} \geq 0 \quad (\text{real}), \quad (50)$$

where $I \equiv (\mathbf{R} \cdot \mathbf{R} - i \star\mathbf{R} \cdot \mathbf{R})/8$. We shall see below (Secs. 5.2.1 and 5.2.3) that, in order for the cylinder's Komar mass density to be positive and its gravitational field attractive, while at the same time allowing for circular geodesics, it is necessary that $0 \leq n^2 < 1$; for larger values of $|n|$, the physical significance of the solutions is unclear already in the static Levi-Civita special case (which is locally isometric to the generic Weyl class metric), no longer representing the gravitational field of a cylindrical source [4, 82, 83, 84, 85, 86, 87, 1, 88, 89]. Moreover, for $n = 0$ the metric coefficients diverge. We consider thus the range $0 < n^2 < 1$ for solutions of physical interest for the problem at hand. In this case, $\mathbb{M} > 0$; this, together with the above relations on the quadratic invariants, implies that the spacetime is purely "electric" [90, 31, 78], i.e., everywhere there are observers for which the magnetic part of the Weyl tensor ($= \mathbb{H}_{\alpha\beta}$, in vacuum) vanishes. They imply also that the Petrov type is I, and thus at each point the observer measuring $\mathbb{H}_{\alpha\beta} = 0$ is unique [31]. Let us find such observer congruence. The nontrivial components of the gravitomagnetic tidal tensor as measured by an observer of arbitrary 4-velocity $U^\alpha = (U^t, U^r, U^\phi, U^z)$ read ($\mathbb{H}_{\alpha\beta} = \mathbb{H}_{\beta\alpha}$):

$$\begin{aligned} \mathbb{H}_{tt} &= \frac{\alpha c U^r U^z}{2r}; & \mathbb{H}_{tr} &= \frac{\alpha(\beta U^\phi - 2cU^t)U^z}{8r}; & \mathbb{H}_{t\phi} &= \frac{\alpha(2bc - n)U^r U^z}{4r}; \\ \mathbb{H}_{tz} &= \frac{\alpha[\chi U^\phi - 2cU^t]U^r}{8r}; & \mathbb{H}_{r\phi} &= \frac{\alpha[2b\xi U^\phi + \chi U^t]U^z}{8r}; & \mathbb{H}_{\phi\phi} &= -\frac{\alpha b\xi U^r U^z}{2r}; \\ \mathbb{H}_{rz} &= \frac{\alpha(bU^\phi + U^t)(cU^t - \xi U^\phi)}{4r}; & \mathbb{H}_{\phi z} &= \frac{\alpha[2b\xi U^\phi + \beta U^t]U^r}{8r}, \end{aligned}$$

where $\alpha \equiv 1 - n^2$, $\beta \equiv n - 2bc - 3$, $\chi \equiv n - 2bc + 3$, $\xi \equiv n - bc$. The condition $\mathbb{H}_{\alpha\beta} = 0$ implies $U^r = U^z = 0$ (i.e., the observer's motion is circular, and in the planes orthogonal to the cylinder), plus one of the following conditions

$$\frac{U^\phi}{U^t} = -\frac{1}{b} \quad (\text{i}) \quad \text{or} \quad \frac{U^\phi}{U^t} = \frac{c}{n - bc} \quad (\text{ii}) \quad (51)$$

Notice that these conditions are not simultaneously valid for 4-velocities: condition (51i) leads to a $U^\alpha = U^t(\delta_t^\alpha - \delta_\phi^\alpha/b)$ which is time-like *iff* $a < 0$, whereas (51ii) leads to a U^α which is time-like *iff* $a > 0$. Hence, for any given values of the parameters ($a \neq 0, b, c, n$), there is one, and only one, congruence of observers for which $\mathbb{H}_{\alpha\beta} = 0$; such congruence has 4-velocity

$$U^\alpha = U^t(\delta_t^\alpha + \Omega\delta_\phi^\alpha); \quad \Omega = \frac{c}{n - bc} \quad \text{for } a > 0; \quad \Omega = -\frac{1}{b} \quad \text{for } a < 0, \quad (52)$$

forming a congruence of observers *rigidly* rotating, around the cylinder, with *constant* angular velocity^{††} $\Omega \equiv U^\phi/U^t \equiv d\phi/dt$.

Since Ω is constant, through the coordinate transformation

$$\bar{\phi} = \phi - \Omega t; \quad x^{\bar{\alpha} \neq \bar{\phi}} = x^\alpha, \quad (53)$$

^{††}The angular velocities (51) coincide with those for which gyroscopes do not precess previously found in [91]; however, the significance of such result remained then unclear [91].

one can switch to a coordinate system where the observers (52) are at rest. In such coordinate system, the metric (37) becomes

$$ds^2 = -\bar{f}(dt + \bar{C}d\bar{\phi})^2 + r^{(n^2-1)/2}(dr^2 + dz^2) + \frac{r^2}{\bar{f}}d\bar{\phi}^2, \quad (54)$$

with, for $\Omega = c/(n - bc)$,

$$\bar{f} = \frac{r^{1-n}}{\alpha}; \quad \alpha = \frac{\bar{C}^2}{ab^2}; \quad \bar{C} = b\frac{n - bc}{n}, \quad (55)$$

and, for $\Omega = -1/b$,

$$\bar{f} = \frac{r^{1+n}}{\alpha}; \quad \alpha = -ab^2 \quad \bar{C} = -b\frac{n - bc}{n}, \quad (56)$$

The special cases $bc = n$ and $b = 0$, which are excluded from, respectively, the former and the latter transformations, lead both to the Levi-Civita line-element. That it is so for $b = 0$, can be immediately seen by substituting in (54)-(55), yielding directly (46). This has previously been noticed in [75, 91], through a different route. That $n = bc$ also leads to the Levi-Civita metric (which seems to have gone unnoticed in the literature), can be seen by substituting $n \rightarrow bc$ in the expression for \bar{C} in (56) and (i), for $a < 0$, substituting $n \rightarrow -m$, yielding (46) in a different notation (with $\{m, \alpha^{-1}\}$ in the place of $\{n, a\}$); (ii) for $a > 0$, substituting $\alpha \rightarrow -|\alpha|$, yielding (46) with t and ϕ' swapped (t the angular coordinate and ϕ' the temporal coordinate, and $|\alpha|$ in the place of a).

Notice the simplicity of these forms of the metric, comparing to the usual form (37)-(38). In particular the fact that \bar{C} is a constant (we shall see below the importance of this result), and that they depend only on three effective parameters: α , n , and \bar{C} , making explicit the assertion in [3] that the four parameters (a, b, c, n) in the usual form of the metric are not actually independent. Observe moreover that (contrary to the situation in the usual form), for $a > 0$ in (55), and for $a < 0$ in (56), the Killing vector ∂_t is *everywhere time-like* (i.e., the coordinate t is temporal everywhere, $\bar{g}_{00} < 0$ for all r); therefore, physical observers $\bar{u}^\alpha = (-\bar{g}_{00})^{-1/2}\partial_t^\alpha$, at rest in the coordinates of (54), are possible everywhere (even for arbitrarily large r).

5.2.1. Komar Integrals Infinite cylinders are not insulated sources, hence a conserved *total* mass or angular momentum (which is infinite) cannot be defined for bounded hypersurfaces; in these systems one can define instead a mass and angular momentum per unit length, obeying conservation laws analogous to those of M and J for finite sources. In order to effectively suppress the irrelevant z -coordinate from the problem, consider simply connected tubes \mathcal{V} parallel to the z -axis, of unit z -length and arbitrary section. Let $\partial\mathcal{V} = \mathcal{S} \cup \mathcal{B}_1 \cup \mathcal{B}_2$ be the boundary of such tubes, where \mathcal{S} is the tube's lateral surface, parameterized by $\{\phi, z\}$, and \mathcal{B}_1 and \mathcal{B}_2 its bases (of disjoint union $\mathcal{B}_1 \sqcup \mathcal{B}_2$), lying in planes orthogonal to the z -axis and parametrized by $\{r, \phi\}$. Since, by the equation $\mathbf{d}(\star\mathbf{d}\xi) = -2R_{\alpha\beta}\xi^\beta d\mathcal{V}^\alpha$ (see Sec. 2.4), $\star\mathbf{d}\xi$ is a closed form outside the cylinder, by the Stokes theorem the Komar integrals (14) vanish for all \mathcal{V} exterior to the cylinder, and are the same for all \mathcal{V} enclosing it. They are thus conserved quantities for such tubes. We can write

$$Q_\xi(\mathcal{V}) = -\frac{K}{16\pi} \int_{\partial\mathcal{V}} \star\mathbf{d}\xi = -\frac{K}{16\pi} \left[\int_{\mathcal{B}_1 \sqcup \mathcal{B}_2} (\star d\xi)_{r\phi} dr d\phi + \int_{\mathcal{S}} (\star d\xi)_{\phi z} d\phi dz \right]. \quad (57)$$

In the coordinates of (54)-(55) for $a > 0$, or (56) for $a < 0$, $\xi^\alpha = \partial_t^\alpha$ is everywhere time-like [contrary to the the usual form of the metric (37)-(38)]; it is actually tangent to inertial observers at infinity, as we shall see below (Sec. 5.2.3). Hence, following the discussion in Sec. 2.4, we argue that the

corresponding Komar integral has the physical interpretation of mass per unit length (λ_m). Let us consider first the form (54)-(55). Since the only non-trivial component of $\star d\xi$ is $(\star d\xi)_{\phi z} = 1 - n$, it follows that (with $K \rightarrow -2$)

$$\lambda_m = Q_{\partial_t}(\mathcal{V}) = \frac{1}{8\pi} \int_{\mathcal{S}} (\star d\xi)_{\phi z} d\phi dz = \frac{1-n}{8\pi} \int_{z=0}^1 dz \int_0^{2\pi} d\phi = \frac{1-n}{4}. \quad (58)$$

It formally matches the Komar mass per unit length of the metric (46) for the Levi-Civita static cylinder; actually, the fact that ∂_t is everywhere time-like and the reference frame asymptotically inertial, puts the Weyl class metrics in equal footing with the Levi-Civita solution, for which integral definitions of mass and angular momentum have been put forth [92, 93, 94, 95], and which amount to Komar integrals (or approximations to it, case of the Hansen-Winicour [34] integral in [95]).

Equation (58) has the interpretation of Komar mass per unit length for $a > 0$ [case in which ∂_t in (54)-(55) is time-like]. Had we considered instead the form (56), we would have $\lambda_m = (1+n)/4$ (i.e., a similar expression, only with the sign of n changed); this is the quantity that should be interpreted as the Komar mass for $a < 0$ [case in which ∂_t in (54), (56) is time-like]. In either case, $\lambda_m > 0$ for attractive gravitational field, as we shall see in Sec. 5.2.3 below.

A subtlety concerning this result must however be addressed. Rescaling, in (54), $t = \kappa \tilde{t}$, for some constant κ , yields an equivalent metric form with a Killing vector $\partial_{\tilde{t}} = \kappa \partial_t$ tangent to the same congruence of rest observers u^α ; however, $Q_{\partial_{\tilde{t}}}(\mathcal{V}) = \kappa \lambda_m$ no longer yields the correct mass per unit length. For the asymptotically flat spacetimes of insulated sources, the arbitrariness in the normalization of ξ^α is naturally eliminated by demanding $\xi^\alpha \xi_\alpha \stackrel{r \rightarrow \infty}{\cong} -1$ (i.e., choosing coordinates such that $g_{00} \stackrel{r \rightarrow \infty}{\cong} -1$); this is not possible however in the cylindrical metrics (54)-(56), where $g_{00} \stackrel{r \rightarrow \infty}{\cong} -\infty$. An alternative route is as follows. Using $e^{\mu\nu}_{\alpha\beta} \mathbf{d}x^\alpha \wedge \mathbf{d}x^\beta = -2d\mathcal{S}^{\mu\nu}$ [14], where $d\mathcal{S}^{\mu\nu}$ is the area 2-form, equation (14), for $\xi^\alpha = \partial_t^\alpha$ and $K = -2$, can be written as (cf. [32, 33, 36])

$$Q_{\partial_t}(\mathcal{V}) = -\frac{1}{8\pi} \int_{\partial\mathcal{V}} \xi_{\nu;\mu} d\mathcal{S}^{\mu\nu} = \frac{1}{4\pi} \int_{\partial\mathcal{V}} \xi_{\nu;\mu} n^\nu u^\mu d\mathcal{S} = -\frac{1}{4\pi} \int_{\partial\mathcal{V}} \sqrt{-g_{00}} G_\nu n^\nu d\mathcal{S} \quad (59)$$

where $u^\alpha = (-g_{00})^{-1/2} \partial_t^\alpha$ [cf. Eq. (2)], n^α is the unit (outward pointing) normal to $\partial\mathcal{V}$ which is orthogonal to ξ^α (so that $2n^{[\mu} u^{\nu]}$ is the normal bivector to $\partial\mathcal{V}$ [32]), $d\mathcal{S}$ is the area element on $\partial\mathcal{V}$, and G^α is the gravitoelectric field as given in Eq. (20). Equation (59) is the relativistic generalization of Gauss' theorem $M = -(1/4\pi) \int_{\mathcal{S}} \vec{G}_N \cdot \vec{n} d\mathcal{S}$ ($\vec{G}_N = -\nabla\Phi_N \equiv$ Newtonian gravitational field) [32, 37, 36]; in fact, for an insulated source $\Phi \stackrel{r \rightarrow \infty}{\cong} -Q_{\partial_t}(\mathcal{V})/r^2$, yielding the ‘‘Newtonian’’ potential of the Komar mass $M = Q_{\partial_t}(\mathcal{V})$. One can thus equivalently say that ξ^α is normalized so that the Komar mass matches the ‘‘active’’ mass one infers from Φ or $G_i = -\Phi_{,i}$ (namely their asymptotic behavior). This is a criterion that translates to the case of infinite cylinders: as we shall see in Sec. 5.2.3 below, λ_m matches precisely the mass per unit length inferred from Φ and G_i , based now on their *exact* behavior, as well as from the comparison with the Newtonian (and electromagnetic) analogues.

The angular momentum per unit length, j , follows from substituting $\xi^\alpha \rightarrow \zeta^\alpha = \partial_\phi^\alpha$ and $K \rightarrow 1$ in Eq. (57). It is the same for (55) or (56), as well as for the original form of the metric (37)-(38), since $\partial_\phi = \partial_{\tilde{\phi}}$ remains the same in all cases. The non-trivial components of $\star d\zeta$ are $(\star d\zeta)_{zt} = 1 + n$ and $(\star d\zeta)_{\phi z} = 2b(bc - n)$, so

$$j = Q_{\partial_\phi}(\mathcal{V}) = -\frac{1}{16\pi} \int_{\mathcal{S}} (\star d\zeta)_{\phi z} d\phi dz = \frac{1}{4} b(n - bc). \quad (60)$$

Had one chosen instead the Killing vector ∂_t of the metric in the usual coordinates (37)-(38), one would obtain $\lambda'_m = (1 - n + 2bc)/4 = \lambda_m - 2\Omega' j$, with $\Omega' = -\Omega$ the angular velocity of such coordinate system relative to the star-fixed coordinates of (54), given by either of Eqs. (52), according to $\pm a > 0$,

and $\lambda_m = (1 \mp n)/4$. The integral λ'_m no longer matches that of the Levi-Civita static cylinder; that λ'_m indeed should not be interpreted as the cylinder's Komar mass per unit length is evinced by the fact that, for $r^{2n} > a^2 n^2 / c^2$, such ∂_t is not even time-like. (The angular momentum, as mentioned above, is the same in both coordinate systems, $j' = j$).

5.2.2. The metric in terms of physical parameters — “canonical” form of the metric The metric forms (55) and (56) are actually two *equivalent* facets of a more fundamental result. As seen in Sec. 5.2.1 above, in the case of (55) we have $n = 1 - 4\lambda_m$, whereas for (56) we have $n = 4\lambda_m - 1$; that is, in terms of the Komar mass per unit length associated to the time-like Killing vector ∂_t of the corresponding coordinate system, the expression for parameter n in (55) is the exact symmetrical of that in (56). Hence, in both cases, we have $\bar{f} = r^{4\lambda_m} / \alpha$, cf. Eqs. (55)-(56), and $r^{(n^2-1)/2} = r^{4\lambda_m(2\lambda_m-1)}$. Notice, moreover, using (60), that one can write, in (55), $\bar{C} = -4j/n$, and, in (56), $\bar{C} = 4j/n$; hence, in both cases, we end up likewise with the same expression for \bar{C} in terms of λ_m and j : $\bar{C} = 4j/(1 - 4\lambda_m)$. Therefore, we can write the single expression

$$ds^2 = -\frac{r^{4\lambda_m}}{\alpha} \left(dt - \frac{j}{\lambda_m - 1/4} d\bar{\phi} \right)^2 + r^{4\lambda_m(2\lambda_m-1)} (dr^2 + dz^2) + \alpha r^{2(1-2\lambda_m)} d\bar{\phi}^2, \quad (61)$$

encompassing both the metrics forms (54)-(55) and (56). This is an irreducible, fully general expression for the Lewis metric of the Weyl class. The fact that it can be written in the forms (55) or (56), reflects the existing redundancy in the original four parameters: in fact, two sets of parameters (a_1, b_1, c_1, n_1) and (a_2, b_2, c_2, n_2) , with $a_1 > 0$ and $a_2 < 0$, such that the values of (λ_m, j, α) are the same in both cases, necessarily represent the same solution, since they can both be written in the same form (61). Its degree of generality is such that, swapping the time and angular coordinates, $t \leftrightarrow \phi$, in the original metric (37)-(38), again leads (through entirely analogous steps) to the metric form (61). We argue Eq. (61) to be the most natural (or canonical) form for the metric of a rotating cylinder of the Weyl class for, in addition to the above, the following:

- the Killing vector ∂_t is (for $\alpha > 0$) everywhere time-like (i.e., the coordinate t is temporal everywhere, $\bar{g}_{00} < 0$ for all r), therefore physical observers $\bar{u}^\alpha = (-\bar{g}_{00})^{-1/2} \partial_t^\alpha$, at rest in the coordinates of (61), are possible everywhere (even for arbitrarily large r).
- The associated reference frame is *asymptotically* inertial, and thus fixed with respect to the “distant stars” (see Sec. 5.2.3 below).
- A conserved Komar mass per unit length (λ_m) can be defined from ∂_t on arbitrary spatial tubes (even at $r \rightarrow \infty$) which matches its expected value from the gravitational field \vec{G} and potential Φ , and also that of the Levi-Civita static cylinder (Secs. 5.2.3 and 5.2.1).
- It is irreducibly given in terms of three parameters with a clear physical interpretation: the Komar mass (λ_m) and angular momentum (j) per unit length, plus the parameter α governing the angle deficit of the spatial metric h_{ij} [cf. Eq. (4)].
- The GEM fields are strikingly similar to the electromagnetic analogue — the electromagnetic fields of a rotating cylinder, from the point of view of an inertial frame (namely $\mathcal{A} = \mathcal{A}_{\bar{\phi}} d\bar{\phi}$; $\mathcal{A}_{\bar{\phi}} \equiv \text{constant}$, $\vec{H} = \mathbb{H}_{\alpha\beta} = 0$, and Φ and $G_{,i}$ match the electromagnetic counterparts identifying the Komar mass per unit length λ_m with the charge per unit length λ , see Sec. 5.2.3).
- The GEM inertial fields and tidal tensors are the *same* as those of the Levi-Civita static cylinder; hence the dynamics of test particles is, with respect to the coordinate system in (61), the same as in the static metric (46), see Sec. 5.2.3 below (just like the electromagnetic forces produced by a charged spinning cylinder are the same as by a static one).

- It is obtained from a simple rigid rotation of coordinates, Eq. (53), which is a well-defined *global* coordinate transformation associated to a Killing vector field [thus does not change the metric, unlike the well known transformation (75) to the static form, which only locally is a diffeomorphism, see Sec. 5.3.4].
- It makes immediately transparent the locally static but globally stationary nature of the metric (Sec. 5.3.2 below).
- It evinces that the vanishing of the Komar angular momentum j is the necessary and *sufficient* condition for the metric to reduce to the Levi-Civita static one (46).

We suggest thus that the Lewis metric, in its usual form (37)-(38), embodies a trivial coordinate rotation [of angular velocity $-\Omega$, equivalently given by either of Eqs. (52)], which has apparently gone unnoticed in the literature, and which causes ∂_t to fail to be time-like everywhere, and the GEM fields to be very different from the electromagnetic analogue in an inertial frame, being more similar instead to the situation in a rotating frame in flat spacetime.

5.2.3. GEM fields and tidal tensors For $\alpha > 0$ [so that t in Eq. (61) is a temporal coordinate], the metric can be put in the form (4), with

$$e^{2\Phi} = \frac{r^{4\lambda_m}}{\alpha} \quad \Rightarrow \quad \Phi = 2\lambda_m \ln(r) + K; \quad (62)$$

$$\mathcal{A}_{\bar{\phi}} = \frac{j}{\lambda_m - 1/4}; \quad h_{rr} = h_{zz} = r^{4\lambda_m(2\lambda_m-1)}; \quad h_{\bar{\phi}\bar{\phi}} = \alpha r^{2(1-2\lambda_m)}; \quad (63)$$

$h_{ij}|_{i \neq j} = 0$, and $K \equiv -\ln(\alpha)/2$. The gravitoelectric and gravitomagnetic fields read, cf. Eqs. (19),

$$G_i = -\frac{2\lambda_m}{r} \delta_i^r; \quad \vec{G} = -2\lambda_m r^{-(1-4\lambda_m)^2/2-1/2} \partial_r; \quad \vec{H} = 0. \quad (64)$$

Thus, the gravitoelectric potential Φ and 1-form G_i match *minus* their electric counterparts in Eqs. (33)-(34) for a rotating charged cylinder (as viewed from an inertial frame) identifying $\lambda_m \leftrightarrow \lambda$. This supports the interpretation of the Komar integral λ_m as the “active” gravitational mass per unit length. The gravitomagnetic potential 1-form $\mathcal{A} = \mathcal{A}_{\bar{\phi}} \mathbf{d}\bar{\phi}$ also resembles the magnetic potential 1-form $\mathbf{A} = \mathbf{m} \mathbf{d}\phi$. More importantly, $\mathcal{A}_{\bar{\phi}}$ is constant and \vec{H} vanishes, just like their magnetic counterparts in Eqs. (33)-(34). The inertial fields \vec{G} and \vec{H} also match exactly those of the Levi-Civita static metric (46), cf. Eq. (47); this means that a family of observers at rest in the coordinates of (61) measure the same inertial forces as those at rest in the static metric (46). Namely, since the gravitomagnetic field \vec{H} vanishes in the reference frame associated to the coordinates of (61), the only inertial force acting on test particles is the gravitoelectric (Newtonian-like) force $m\vec{G}$. Thus, particles dropped from rest or in radial motion move along radial straight lines, cf. Eq. (17); and, again, the circular geodesics have a *constant* speed given by

$$v_{\text{geo}} = \sqrt{\frac{\lambda_m}{1/2 - \lambda_m}}. \quad (65)$$

They are thus possible when $0 \leq \lambda_m < 1/4$ (it is when $\lambda_m > 0$ that \vec{G} is attractive, and they become null for $\lambda_m = 1/4$). Since $\vec{G} \xrightarrow{r \rightarrow \infty} \vec{0}$, it follows moreover that the reference frame associated to the coordinate system in (61) is *asymptotically* inertial, and that the “distant stars” are at rest in such frame; that is, it is a “star fixed” frame. We notice also that the observers at rest in such frame are, among the stationary observers, those measuring a maximum \vec{G} , as can be seen from e.g. Eq. (9) of

[96]; they are said to be “extremely accelerated” (for a brief review of the privileged properties of such observers, we refer to [97]).

Further consequences of the vanishing of \vec{H} include: the vanishing second term of Eq. (29), which means that the gravitomagnetic time delay for particles in geodesic motion around the cylinder (as measured in coordinate time, Δt_{geo}) equals precisely the Sagnac time delay for photons, Eq. (10) (this is a property inherent to extremely accelerated observers, see [70]); that gyroscopes at rest in the coordinates of (61) do not precess, the components of their spin vector \vec{S} remaining constant, cf. Eq. (21); that no Sagnac effect arises in an optical gyroscope [i.e., a small optical fiber loop not enclosing the axis $r = 0$, see Fig. 1(b)], cf. Eqs. (22).

As for the tidal tensors as measured by the observers at rest in the coordinates of (61), the gravitomagnetic tensor vanishes (by construction), $\mathbb{H}_{\alpha\beta} = 0$, and the gravitoelectric tensor has non-vanishing components

$$\mathbb{E}_{rr} = -\frac{2\lambda_m(1-2\lambda_m)^2}{r^2}; \quad \mathbb{E}_{zz} = \frac{4\lambda_m^2(2\lambda_m-1)}{r^2}; \quad (66)$$

$$\mathbb{E}_{\bar{\phi}\bar{\phi}} = -2\alpha r^{-8\lambda_m^2} \lambda_m(2\lambda_m-1). \quad (67)$$

This is in fact the same as the gravitoelectric tidal tensor of the static Levi-Civita metric. In order to see that, first notice that Eqs. (66)-(67) do not depend on j ; the Levi-Civita limit is obtained by making $j \rightarrow 0$; so the components $\mathbb{E}_{\alpha\beta}$ remain formally the same. Now, since $\mathbb{E}_{\alpha\beta}$ is spatial with respect to u^α ($\mathbb{E}_{\alpha\beta}u^\beta = \mathbb{E}_{\alpha\beta}u^\alpha = 0$), it can be identified with a tensor living on the space manifold (Σ, h) (in which $\{r, \bar{\phi}, z\}$ is a coordinate chart). The spatial metric depends only on λ_m and α , so it remains the same as well. We can then say that the tensor $\mathbb{E}_{\alpha\beta}$ is the same in both cases, i.e., the tidal effects as measured by observers at rest in (61) are the same as those in the static metric (46) (with the identification $\alpha \rightarrow 1/a$).

Notice, on the one hand, that the congruence of observers at rest in (61) is the only one with respect to which $\mathbb{H}_{\alpha\beta}$ vanishes (since observers measuring $\mathbb{H}_{\alpha\beta} = 0$ are, at each point, unique in a Petrov type I spacetime, see Sec. 5.2). On the other hand, observe that a vanishing \mathcal{A} , as well as a vanishing \vec{H} , imply, via Eqs. (19), (25) [valid for any stationary line element (1)], that $\mathbb{H}_{\alpha\beta} = 0$; that is: $\mathcal{A} = 0 \rightarrow \mathbb{H}_{\alpha\beta} = 0$, $\vec{H} = 0 \rightarrow \mathbb{H}_{\alpha\beta} = 0$. This tells us that (i) the gravitomagnetic potential 1-form \mathcal{A} in (61) cannot be made to vanish in any coordinate system where the metric is time-independent; (ii) Eq. (61) is the only stationary form of the metric in which $\vec{H} = 0$. Since $\vec{H} = 2\vec{\omega}$, cf. Eq. (20), this amounts to say that the observers $u^\alpha = (-g_{00})^{-1/2}\partial_t^\alpha$, at rest in (61), are, among the observer congruences tangent to a Killing vector field, the only vorticity-free (i.e., hypersurface orthogonal) one. This implies (iii) that the vector field ∂_t , in the coordinates of (61), is the only hypersurface orthogonal time-like Killing vector field in the Lewis metrics of the Weyl class. It is actually, within the range $0 \leq \lambda_m < 1/4$ (in which, as seen above, \vec{G} is attractive and circular geodesics are possible, cf. Eqs. (64)-(65), and the metric has moreover a clear interpretation as the external field of a cylindrical source, cf. [84, 4, 85, 83, 86, 1]), the only Killing vector field of the form $\xi^\alpha = \partial_t^\alpha + \varpi\partial_\phi^\alpha$ ($\varpi \equiv \text{constant}$) that is time-like when $\ddagger\ddagger r \rightarrow \infty$.

$\ddagger\ddagger$ Any time-like Killing vector field in the Weyl class metric can, up to a global constant factor, be written as $\xi^\alpha = \partial_t^\alpha + \varpi\partial_\phi^\alpha + \mathcal{Z}\partial_z^\alpha$, with ϖ and \mathcal{Z} constants. The time-like condition $\xi^\alpha\xi^\beta g_{\alpha\beta} < 0$ amounts, in the metric (61), to

$$\left[1 - \frac{\varpi j}{\lambda_m - 1/4}\right]^2 > \varpi^2 \alpha^2 r^{2(1-4\lambda_m)} + \alpha \mathcal{Z}^2 r^{8\lambda_m(\lambda_m-1)},$$

which, for $0 \leq \lambda_m < 1/4$, can be satisfied for all r only if $\varpi = 0$ (since $\lim_{r \rightarrow \infty} r^{2(1-4\lambda_m)} = \infty$).

5.3. *The distinction between the rotating Weyl class and the static Levi-Civita field*

As manifest in its canonical form (61), the Lewis metric of the Weyl class for the exterior field of a rotating cylinder formally differs from that of a static one [the Levi-Civita metric (46), obtained from (61) by making $j = 0$] only in the non-vanishing gravitomagnetic potential 1-form $\mathcal{A} = j/(\lambda_m - 1/4)\mathbf{d}\bar{\phi}$, cf. Eq. (63), which, as shown above, cannot be made to vanish in any coordinate system where the metric is time-independent. Hence, the comparison between the two, both on physical and mathematical grounds, amounts to investigating the implications of such \mathcal{A} .

5.3.1. *Physical distinction* As we have seen in Sec. 5.2.3, the 1-form \mathcal{A} (or, equivalently, $\vec{\mathcal{A}}$) itself is the only surviving gravitomagnetic object from Table 1 in the canonical metric (61); hence, the physical distinction from the Levi-Civita metric ($j = 0$) lies only at that first level of gravitomagnetism.

One physical effect that distinguishes the two metrics is thus the Sagnac effect. Consider optical fiber loops fixed with respect to the distant stars, i.e., at rest in the star-fixed coordinate systems of (46) and (61). In the Levi-Civita case (46), since $\mathcal{A} = 0$, it follows from Eq. (7) that no Sagnac effect arises in any loop, light beams propagating in the positive and negative directions taking the same time to complete the loop. For the rotating cylinder (61), we have $\mathcal{A} = \mathcal{A}_{\bar{\phi}}\mathbf{d}\bar{\phi} \neq 0$ with $\mathcal{A}_{\bar{\phi}}$ constant; hence \mathcal{A} is a *closed* ($\mathbf{d}\mathcal{A} = 0$) but *non-exact* form (since $\mathbf{d}\bar{\phi}$ is non-exact), defined in a space manifold Σ homeomorphic to $\mathbb{R}^3 \setminus \{r = 0\}$. This means (see Sec. 2.3) that $\oint_C \mathcal{A}$, and thus the Sagnac time delay (7), vanish along any loop not enclosing the central cylinder (or the axis $r = 0$), such as the small loop in Fig. 1 (b), and has the *same* value (as measured in coordinate time)

$$\Delta t = 4\pi\mathcal{A}_{\bar{\phi}} = -\frac{4\pi j}{1/4 - \lambda_m}, \quad (68)$$

along any loop enclosing the cylinder, in particular, a circular one, as depicted in Fig. 1 (b), cf. Eq. (10). In this sense one can say that the Sagnac effect in these metrics is a “topological” feature (note however that its occurrence on the rotating but not in the static cylinder is not down to any topological difference in the underlying manifolds, as discussed in Sec. 5.3.4 below).

Notice the analogy with the situation in electromagnetism, in the distinction between the field generated by static and rotating cylinders (Sec. 4): they likewise only differ in the magnetic potential 1-form \mathbf{A} , which (in quantum electrodynamics) manifests in the Aharonov-Bohm effect. Such effect plays a role analogous to the Sagnac effect in the gravitational setting; in fact, it is given by the formally analogous expression (35), which is likewise independent of the particular shape of the paths, as long as they enclose the cylinder. Earlier works have already hinted at some qualitative* analogy

§§The fact that \mathcal{A} is not defined along the line $r = 0$ is of no concern, since the metric is supposed to represent the exterior solution outside some cylinder of finite radius.

*These works however do not compare directly analogous settings, none of them considering the gravitational field of rotating cylinders. In [98] the parallelism drawn is between the Aharonov-Bohm effect and the Sagnac effect in Kerr and Gödel spacetimes; the latter fields are however of different nature (from both that of a cylinder and of the Aharonov-Bohm electromagnetic setting), since $\mathbf{d}\mathcal{A} \neq 0$, and so such fields are not locally static (cf. Sec. 5.3.2); $\oint_C \mathcal{A}$ is path-dependent and generically non-zero (even for loops not enclosing the black hole, in the Kerr case), and, consequently, the inertial and tidal fields (namely, $\vec{H} \neq 0$ and, for Kerr, $\mathbb{H}_{\alpha\beta} \neq 0$) are also not alike the electromagnetic setting (where $\vec{B} = B_{\alpha\beta} = 0$). In [99, 100, 101] the Sagnac effect considered is that of a rotating frame in flat spacetime. In [5] the metric considered is that of a static cylinder, suggesting that the effect would arise in a rotating cylinder, without actually considering the Lewis solutions explicitly [perhaps due to the fact that, by contrast to our canonical form (61), in the the usual coordinates (37)-(38), even the Weyl class solution does not look locally static, since $\mathbf{d}\mathcal{A} \neq 0$]. In [102] the metric of a spinning cosmic string is considered in a linearized weak field and slow motion approximation. In [101, 103] it was concluded that the analogy holds only at lowest order; that is due to the fact that, therein, i) the effect is cast (via the Stokes theorem) in terms of the flux of a “gravitomagnetic field”; ii) a different (less usual) definition of

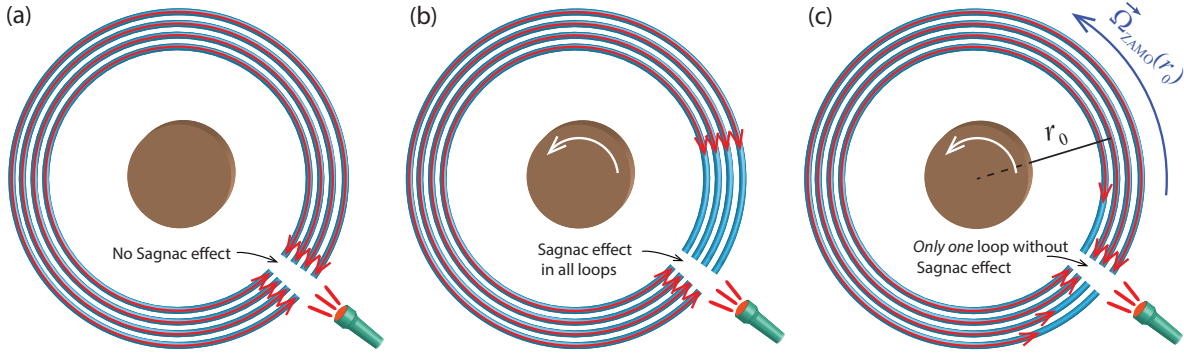


Figure 4. Apparatus for physically distinguishing between the static Levi-Civita metric and the Lewis metrics of the Weyl class, based on the Sagnac effect: a set (“coil”) of optical fiber loops around the central cylinder, in which counterpropagating light beams are injected. (a) Levi-Civita static cylinder, coil at rest with respect to the distant stars: the Sagnac effect vanishes in every loop. (b) Rotating cylinder of the Weyl class, coil at rest with respect to the distant stars: a Sagnac effect arises in every loop. (c) Lewis cylinder of the Weyl class, coil rotating [with respect to the distant stars] with the angular velocity of the ZAMO at r_0 : the Sagnac effect vanishes only for the loop of radius $r = r_0$; for $r > r_0$ ($< r_0$) the beams co-rotating (counter-rotating) with the cylinder take longer to complete the loop.

between the Aharonov-Bohm effect and the Sagnac effect [21, 5, 99, 100, 98, 102], or the global non-staticity of a locally static gravitational field [5]; on the other hand, it has been suggested [2] that the Lewis metrics possess some kind of “topological” analogue of the Aharonov-Bohm effect.† Here we substantiate such suggestions with concrete results for directly analogous settings, exposing a striking one to one correspondence.

It is also worth mentioning a similarity with the situation for PP waves [107], in the distinction between the field produced by non-spinning and spinning sources (“gyratons”), that likewise boils down to a 1-form (\mathbf{a} , in the notation of [107]), associated to the off-diagonal (i.e., gravitomagnetic) part of the metric, vanishing in the former case, and being a closed non-exact form in the latter.

Coil of optical loops The apparatus above makes use of a star-fixed reference frame, which is physically realized by aiming telescopes at the distant stars (e.g. [26, 62]). It is possible, however (still based on the Sagnac effect), to distinguish between the fields of rotating and static cylinders without the need of setting up a specific frame. Only not with one single loop, as the Sagnac effect along a loop can always be eliminated by spinning it; in particular, we have seen in Sec. 2.2.1 that the effect vanishes on circular loops whose angular momentum is zero, that is, those comoving with the zero angular momentum observers (ZAMOs). These have angular velocity [cf. Eq. (6)]

$$\Omega_{\text{ZAMO}}(r) = -\frac{\mathcal{A}_{\bar{\phi}} e^{2\Phi}}{g_{\bar{\phi}\bar{\phi}}} = -\left[\frac{j}{1/4 - \lambda_m} - \frac{1/4 - \lambda_m}{j} \alpha^2 r^{2(1-4\lambda_m)} \right]^{-1}. \quad (69)$$

such field is then used [$\vec{H} = \vec{\nabla} \times (e^{2\Phi} \vec{A})$, instead of (19)], masking the analogy shown herein.

†Analogies with the Aharonov-Bohm effect have also been proposed for *static* fields [104, 105, 2, 106, 1], namely concerning the physical effects originated by conical geometries. The analogies in this case are not so close, consisting of the parallelism between the fact that physical consequences of the existence of a region with non-zero curvature tensor can be manifest even in a region where the curvature vanishes, and the fact that the Aharonov-Bohm effect can be cast as a manifestation, in a field free region, of the existence of a region where the given field (e.g. \vec{B}) is non-zero.

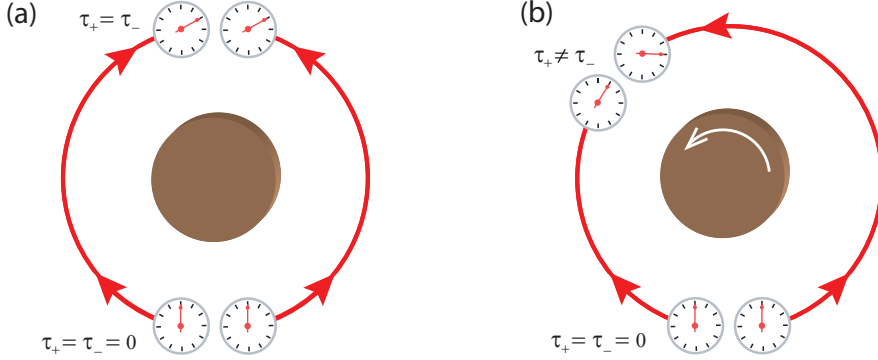


Figure 5. Apparatus for distinguishing between the field of static and rotating cylinders, based on the observer invariant gravitomagnetic clock effect: a pair of clocks in oppositely rotating circular geodesics. (a) In the static case, both clocks measure the same proper time between the events when they meet, $\tau_+ = \tau_-$; (b) in the rotating case, the proper times differ, $\tau_+ > \tau_-$.

Consider now a set (“coil”) of circular optical fiber loops concentric with the cylinder, as depicted in Fig. 4. For a static cylinder ($j = 0$), and a coil at rest in the star fixed coordinates of (46), the Sagnac effect vanishes in every loop. When the metric is given in a different coordinate system, rotating with respect to (46), a Sagnac effect arises in a coil at rest therein; such effect is however globally eliminated by simply spinning the coil with some angular velocity. For a rotating Lewis cylinder of the Weyl class ($j \neq 0$), and a coil at rest in the canonical, *star fixed* coordinates of (61) [see Fig. 4(b)], a Sagnac effect arises in *every* loop, the difference in arrival times for light beams propagating in the positive and negative $\bar{\phi}$ directions along the loop being given by Eq. (68). Now, along *one single loop* of radius r_0 [Fig. 4 (c)], the effect can always be eliminated, by spinning the coil with an angular velocity equaling that of the ZAMO on site, $\Omega_{\text{ZAMO}}(r_0)$. However, due to the dependence of $\Omega_{\text{ZAMO}}(r)$ on r , in all other loops of radius $r \neq r_0$ a Sagnac effect arises. Hence, given a Lewis metric in an arbitrary coordinate system, a physical experiment to determine whether it corresponds to a static or rotating cylinder would be to consider a coil of concentric optical fiber loops, as illustrated in Fig. 4, and check whether one can globally eliminate the Sagnac effect along the whole coil by spinning it with some angular velocity. This reflects the basic fact that, contrary to the case around a static cylinder, in the rotating case it is not possible to *globally* eliminate \mathcal{A} (thus the “global” Sagnac effect around the cylinder) through any rigid rotation (in fact, through any globally valid coordinate transformation, cf. Secs. 5.2.3 and 5.3.4).

Finally, it is worth observing that, for $\lambda_m < 1/4$ (case in which circular geodesics are allowed, cf. Sec. 5.2.3, and the metric clearly represents the field of a cylindrical source, cf. [84, 4, 85, 83, 86, 1]), $\mathcal{A}_{\bar{\phi}}$ has opposite sign to j [cf. Eq. (63)], so, by Eq. (68), for loops fixed with respect to the distant stars, it is the light beams propagating in the sense opposite to the cylinder’s rotation that take longer to complete the loop; and that $\Omega_{\text{ZAMO}}(r)$, for spacelike $\bar{\phi}$ (i.e., $g_{\bar{\phi}\bar{\phi}} > 0$), has the same sign of j , thus the ZAMOs rotate (with respect to the distant stars) in the same sense as the cylinder. Both effects are thus in agreement with the intuitive notion that the cylinder’s rotation “drags” the “local spacetime geometry” with it, and with the physical interpretation in Sec. 2.2.1.

Gravitomagnetic clock effect Another effect that allows to distinguish between the fields of static and rotating Weyl class cylinders is the gravitomagnetic clock effect. As seen in Sec. 5.2.3, the difference

in orbital periods for pairs of particles in oppositely rotating geodesics, as measured in the coordinate system of (61), reduces to the Sagnac time delay. Hence, one could replace the optical fiber loops in Fig. 4 by pairs of particles in geodesic motion, with analogous results: in the case of the static cylinder, the effect globally vanishes in the star fixed coordinate system of (46), the periods of circular geodesics not depending on their rotation sense. In the case of the rotating cylinder, and in the star fixed coordinates of (61), the geodesics co-rotating with the cylinder have shorter periods than the counter-rotating ones. (Notice that this is opposite to the situation in the Kerr spacetime, c.f. e.g. [70, 108]; that is down to the dominance therein of the second term of (29), which vanishes herein). It is possible, by a transformation to a rotating frame, to eliminate the delay for orbits of a given radius r ; but it is not possible to globally do so, for all r , in any rigid frame. It is actually possible, however, to physically distinguish the two metrics using only *one pair* of particles, through the observer invariant two-clock effect discussed in Sec. 3.1: consider a pair of clocks in oppositely rotating circular geodesics, as illustrated in Fig. 5; it follows from Eqs. (32), (31), and (46) that, for the Levi-Civita static cylinder, the proper time measured between the events when they meet is the same for both clocks ($\Delta\tau = 0$). For the rotating cylinder, by contrast, the proper times measured by each clock between meeting events differ ($\Delta\tau \neq 0$), being longer for the co-rotating clock: $\tau_+ > \tau_-$. Their values are computed from Eqs (28), (31), (32), using the metric components in (61) [or, equivalently, in (37)-(38), the result being the same since the effect does not depend on the reference frame].

5.3.2. Local vs global staticity According to the usual definition in the literature[‡] (e.g. [110, 109, 30, 6, 5, 78, 111]), a spacetime is static *iff* it admits a hypersurface-orthogonal timelike Killing vector field ξ^α . The hypersurface orthogonal condition amounts to demanding its dual 1-form ξ_α to be *locally* [5] of the form

$$\xi_\alpha = \eta \partial_\alpha \psi, \quad (70)$$

where η and ψ are two smooth functions. This condition is equivalent to the vanishing of the “rotation” vector $\epsilon^{\alpha\beta\gamma\delta} \xi_{\gamma;\beta} \xi_\delta$ [or equivalently, of the vorticity (12) of the integral curves of ξ^α]. One can show [109] that, if this condition is satisfied, a coordinate system can be found in which the metric takes a diagonal form. In such coordinates, the hypersurfaces orthogonal to ξ^α are the level surfaces of the time coordinate [6]. This is however a local notion, since such coordinates may not be globally satisfactory [6, 7] (as exemplified in Sec. 5.3.4 below).

A distinction should thus be made between local and *global* staticity. Notions of global staticity have been put forth in different, but equivalent formulations, by Stachel [5] and Bonnor [6], both amounting to demanding (70) to hold globally in the region under consideration, for some (single valued) *function* ψ . In [5], an enlightening formulation, in terms of the 1-form χ “inverse” to ξ^α , defined by $\chi_\alpha \propto \xi_\alpha$ and $\chi_\alpha \xi^\alpha = 1 \Rightarrow \chi_\alpha \equiv \xi_\alpha / \xi^2$, is moreover devised: it is noted that the condition that (70) is locally obeyed is equivalent to χ being closed, $\mathbf{d}\chi = 0$, case in which ξ^α is dubbed a locally static Killing vector field; and that the condition that (70) holds *globally* amounts to demanding χ to be moreover *exact*, i.e., $\chi = \mathbf{d}\psi$ ($\Leftrightarrow \chi_\alpha = \partial_\alpha \psi$), for some some global function[§] ψ . In this case ξ^α is dubbed globally static. A spacetime is then classified as locally static *iff* it admits a locally static time-like Killing vector field ξ^α ; it is moreover globally static *iff* it admits a globally static ξ^α .

Consider now a stationary metric in the form (1). For the time-like Killing vector field $\xi^\alpha = \partial_t^\alpha$, we have $\chi = \mathbf{d}t - \mathcal{A}$; thus, the condition for ξ^α to be locally static reduces to $\mathbf{d}\mathcal{A} = 0$ ($\Leftrightarrow \partial \times \mathcal{A} = 0$),

[‡]A different, equivalent [109, 110, 78, 111] formulation is as follows (Ehlers and Kundt [109]): a spacetime is static *iff* it admits a rigid and vorticity-free ($u_{\alpha;\beta} = -\dot{u}_\alpha u_\beta$) congruence of worldlines of tangent u^α , whose acceleration $\dot{u}^\alpha \equiv u^\alpha_{;\beta} u^\beta$ is Fermi-Walker transported along the congruence, $\ddot{u}_{[\alpha} u_{\beta]} = 0$.

[§]So $\xi_\alpha = \xi^2 \partial_\alpha \psi$, and (70) holds with $\eta = \xi^2$.

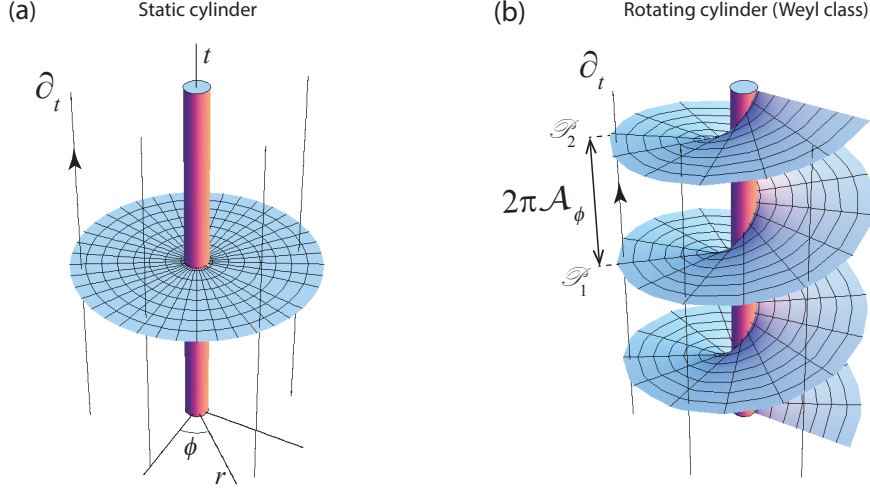


Figure 6. t, r, ϕ plot of the hypersurfaces orthogonal to the Killing vector field ∂_t in: (a) the Levi-Civita static metric; (b) the canonical form (61) of the Lewis metric for a Weyl class rotating cylinder. The redundant z coordinate is here suppressed, and the bar in $\bar{\phi}$ in Eq. (61) omitted. In (a) ∂_t is orthogonal to hypersurfaces of global simultaneity (the planes $t = \text{const.}$), signaling that the spacetime is globally static. In (b) the orthogonal hypersurfaces are helicoids, described by $t - \mathcal{A}_\phi \phi = \text{const.}$, which are not of global simultaneity, each hypersurface intersecting each integral curve of ∂_t infinite times. The spacetime is thus locally, but *not globally* static. Each 2π turn along ϕ lands on a different event in time; the jump between turns is the synchronization gap $2\pi\mathcal{A}_\phi$.

i.e., that the spatial 1-form \mathcal{A} be closed; and it being globally static amounts to \mathcal{A} being exact. It follows that

Proposition 5.1 *A spacetime is locally static iff it is possible to find a coordinate system where the metric takes the form (1) with $\mathbf{d}\mathcal{A} = 0$. The spacetime is globally static if \mathcal{A} is moreover exact, i.e. if $\mathcal{A} = \mathbf{d}\varphi$, for some globally defined (single valued) function φ .*

In the case of axistationary metrics, Eq. (4), $\mathcal{A} = \mathcal{A}_\phi \mathbf{d}\phi$ with \mathcal{A}_ϕ independent of ϕ , so the closedness condition $0 = \mathbf{d}\mathcal{A} = \mathbf{d}\mathcal{A}_\phi \wedge \mathbf{d}\phi$ amounts to $\mathcal{A}_\phi = \text{constant}$ [112], and the exactness condition to $\mathcal{A} = 0$, since $\oint_C \mathbf{d}\phi \neq 0$ for any closed loop C enclosing the axis $r = 0$.

The Levi-Civita static metric (46) is clearly locally *and* globally static, since $\mathcal{A} = 0$ therein. The Lewis metric of the Weyl class, as its canonical form (61) reveals, is an example of a metric which is locally (since $\mathcal{A}_{\bar{\phi}} = \text{constant} \Rightarrow \mathbf{d}\mathcal{A} = 0$) but *not globally* static, since $\mathcal{A} \neq 0$ has a non-vanishing circulation around closed loops, which precludes a globally defined (single valued) function $\varphi(r, \bar{\phi}, z)$ for which \mathcal{A} is the gradient.

We propose yet another equivalent definition of global staticity, based on the hypersurfaces Σ orthogonal to the Killing vector field ξ^α , which proves enlightening in this context. Such hypersurfaces are the level surfaces $\psi = \text{const.}$ of the function $\psi(t, r, \phi, z)$ in Eq. (70). Choosing, without loss of generality, coordinates such that $\xi^\alpha = \partial_t^\alpha$, it follows that $\partial_\alpha \psi = \chi_\alpha = g_{0\alpha}/g_{00}$, i.e., by (1),

$$\mathbf{d}\psi = \mathbf{d}t - \mathcal{A}_i \mathbf{d}x^i \Leftrightarrow \psi = t - f(x^i),$$

with $\mathbf{d}f = \mathcal{A}_i \mathbf{d}x^i$. Thus, ψ is a (single-valued) function iff that is true for $f(x^i)$, which amounts to the level surfaces $t = f(x^i) + \text{const}$ ($\Leftrightarrow \psi = \text{const.}$) intersecting each integral line of ∂_t *exactly once*.

Such hypersurfaces are time slices. One can then say that a spacetime is globally static *iff* it admits a hypersurface orthogonal Killing vector field, and such hypersurfaces intersect each worldline of the congruence exactly once. Now, by definition, locally these hypersurfaces consist of the events that are simultaneous with respect to the laboratory observers (2) (whose worldlines are tangent to ∂_t); if they intersect each worldline of the congruence exactly once, they are global simultaneity hypersurfaces. (This is immediately seen by defining a new time coordinate $t' = \psi$, which is constant along the hypersurfaces Σ orthogonal to $\partial_{t'} = \partial_t$). Hence,

Proposition 5.2 *A spacetime is locally static iff it admits a hypersurface orthogonal Killing vector ξ^α ; it is moreover globally static iff such hypersurfaces are of global simultaneity, i.e. if they intersect each integral line of ξ^α exactly once.*

In Fig. 6 the hypersurfaces orthogonal to the Killing field ∂_t (level surfaces of the corresponding ψ) in the Levi-Civita (46) and in the canonical form (61) for Lewis-Weyl metric are plotted, in a 3-D chart $\{t, r, \phi\}$ that omits the z coordinate [and the bar in $\bar{\phi}$ in Eq. (61)]. In the former these are the planes $t = \text{const.}$, which are hypersurfaces of global simultaneity, along which all clocks can be synchronized. For the rotating Lewis-Weyl metric such hypersurfaces are helicoids, described by $t - \mathcal{A}_{\bar{\phi}}\bar{\phi} = \text{const.}$, which intersect each integral curve of ∂_t (the worldlines of the laboratory observers) *infinite times*, signaling that the spacetime is *not* globally static. Each 2π turn in the $\bar{\phi}$ coordinate does not lead back to the same event \mathcal{P}_1 , but to one (\mathcal{P}_2) at a different coordinate time ($\Delta t = 2\pi\mathcal{A}_{\bar{\phi}}$), hence clearly they are *not* global simultaneity hypersurfaces. Consequently, a global clock synchronization between the hypersurface orthogonal Killing observers is not possible in the Lewis-Weyl rotating metric. In other words, observers at rest with respect to the distant stars can globally synchronize their clocks in the in Levi-Civita, but not in the Lewis-Weyl rotating metric. This is another physical difference, to be added to those discussed in Sec. 5.3.1.

The global non-staticity of Lewis-Weyl metric can also be seen from the fact that the hypersurfaces $\psi = t - \mathcal{A}_{\bar{\phi}}\bar{\phi} = \text{const.}$ form a foliation whose space of leaves is the circle rather than the real line; in other words, leaves given by $\psi = 2n\pi\mathcal{A}_{\bar{\phi}}$ coincide for integer n , implying that ψ is not single valued. Indeed, ψ is a function *only locally*, for $\bar{\phi} \in [0, 2\pi[$; otherwise it takes multiple values for the same point: $\psi(t, r, \bar{\phi}, z) \neq \psi(t, r, \bar{\phi} + 2n\pi, z)$.

The locally static and globally stationary character of the Lewis-Weyl metric is thus transparent in the canonical form (61) [though not in the usual form (37)-(38)], and it is physically manifest in the settings in Figs. 4 (b)-(c) and 5 (b). The settings in Figs. 4-5 are also examples that Stachel's criteria for global staticity is well posed and sound on physical grounds.

5.3.3. Global staticity and holonomy A stationary spacetime is a principal bundle over the space manifold Σ , since this manifold is simply the quotient of the spacetime by the integral lines of the time-like Killing vector field ξ^α , that is, by the \mathbb{R} -action corresponding to the flow of ξ^α [113, 114]. A local trivialization of this bundle is simply a choice of a time coordinate t such that $\partial_t^\alpha = \xi^\alpha$, and the structure group is the additive group $(\mathbb{R}, +)$. Choosing instead the parameterization $s = e^t$ changes sums to products and allows us to see the stationary spacetime as a principal bundle with the more familiar multiplicative structure group $(\mathbb{R}^+, \cdot) = GL^+(1, \mathbb{R})$. The distribution of hyperplanes orthogonal to ξ^α defines a connection on this bundle, whose parallel transport corresponds to the synchronization of the clocks carried by the observers tangent to ξ^α , using the Einstein procedure [9, 115]. Indeed, the synchronization equation along some curve $x^i(\lambda)$, which amounts to the condition

that the curve be orthogonal (at every point) to ξ^α , reads

$$\frac{dt}{d\lambda} - \mathcal{A}_i \frac{dx^i}{d\lambda} = 0 \quad \Leftrightarrow \quad \frac{ds}{d\lambda} - \mathcal{A}_i \frac{dx^i}{d\lambda} s = 0, \quad (71)$$

and so the connection 1-form is \mathcal{A} . The curvature 2-form is therefore $\mathcal{F} = d\mathcal{A}$, and so (cf. Sec. 5.3.2) the condition for ξ^α to be hypersurface orthogonal is that this connection be flat.

To compute the holonomy of this connection along a closed curve C on Σ we integrate Eq. (71) along the curve:

$$\frac{1}{s} \frac{ds}{d\lambda} = \mathcal{A}_i \frac{dx^i}{d\lambda} \quad \Leftrightarrow \quad \ln \left(\frac{s_{final}}{s_{initial}} \right) = \oint_C \mathcal{A}_i dx^i. \quad (72)$$

Therefore the initial and final values of s under parallel transport along C are related by

$$s_{final} = \text{Hol}(C) s_{initial}, \quad (73)$$

where $\text{Hol}(C)$, the holonomy of the connection along C , is the group element

$$\text{Hol}(C) = e^{\oint_C \mathcal{A}_i dx^i} \in \mathbb{R}^+. \quad (74)$$

If the connection is flat then the holonomy depends only on the homotopy class of C , that is, it is invariant under continuous deformations of C . Moreover, the holonomy is trivial, that is, $\text{Hol}(C) = 1$ for all closed curves C , if and only if $\oint_C \mathcal{A} = 0$ for all closed curves C , that is, if and only if \mathcal{A} is exact. It follows from Sec. 5.3.2 that the local staticity of a spacetime is equivalent to the existence of a ξ^α whose synchronization connection is flat (i.e., a hypersurface orthogonal ξ^α), and global staticity to it having moreover a trivial holonomy. Hence, another way of phrasing the distinction between the Levi-Civita (46) and the rotating Weyl class metrics (61) is that in the former, but not in the latter, the hypersurface orthogonal Killing observers have a synchronization connection with trivial holonomy.

5.3.4. Geometrical distinction It is well known (e.g. [2]) that the transformation

$$t' = (t + b\phi); \quad \phi' = \frac{n - bc}{n} [\phi - \Omega t]; \quad \Omega = \frac{c}{n - bc}, \quad (75)$$

takes the Weyl class Lewis metric (37)-(38) into one formally similar to the Levi-Civita line element (46), with $\{t', \phi'\}$ in the place of $\{t, \phi\}$. Hence, *locally*, they are isometric (i.e., locally indistinguishable). On the other hand, it is also known that this transformation is not globally satisfactory [6, 7], and that the two solutions globally differ, which is sometimes (inaccurately) assigned to topological differences. Their distinction, from a mathematical point of view, is indeed a subtle and not so well understood issue in the literature; it is however a realization of the mathematical relationship between globally, and locally but non-globally static spacetimes established by Stachel [5], as we shall now show.

We start by observing that the topology of the underlying manifolds is in fact the same: $\mathbb{R}^1 \times \mathbb{R}^3 \setminus \{r = 0\}$; so, it must be at the level of the metric that the differences arise. Let us thus dissect the nature of transformation (75). In what pertains to the angular coordinate, it consists of a rotation $\bar{\phi} = \phi - \Omega t$ with the angular velocity Ω that leads to the star-fixed coordinates $\{x^\alpha\}$ of Eqs. (54)-(55), composed with the “re-scaling” $\phi' = \bar{\phi}(n - bc)/n$ accounting for the different angular deficits of the spatial metrics h_{ij} [see Eq. (4)] that occur *when one identifies* the parameter a in Eq. (46) with that in (54)-(55). The latter step is actually not necessary [one can instead identify a in (46) with α^{-1}], which is clear from the canonical form (61) of the metric. The transformation can actually be much simplified starting from the latter, which is immediately diagonalized (since $\mathcal{A}_{\bar{\phi}}$ is constant) through the transformation

$$t' = t - \mathcal{A}_{\bar{\phi}} \bar{\phi} \equiv t - \frac{j}{\lambda_m - 1/4} \bar{\phi}; \quad \phi' = \bar{\phi}. \quad (76)$$

leading to

$$ds^2 = -\frac{r^{4\lambda_m}}{\alpha} dt'^2 + r^{4\lambda_m(2\lambda_m-1)}(dr^2 + dz^2) + \alpha r^{2(1-2\lambda_m)} d\phi'^2, \quad (77)$$

which is *locally* the Levi-Civita line element. One may check [substituting, in (76), $\bar{\phi} = \phi - \Omega t$] that it diagonalizes as well the original form (37)-(38) of the metric, yielding (77). Transformation (76) amounts to redefining the time coordinate so that it is constant along the hypersurfaces orthogonal to the Killing vector field ∂_t [see Fig. 6 (b)]; that is, t' is the function ψ as defined in Sec. 5.3.2 above. Since, in the original coordinates in (61), $\bar{\phi}$ is a periodic coordinate, with the identification $(t, \bar{\phi}) = (t, \bar{\phi} + 2\pi)$, transformation (76) leads to a coordinate system where the events (t', ϕ') and $(t' - 2\pi\mathcal{A}_{\bar{\phi}}, \phi' + 2\pi)$ are identified, and neither ϕ' or t' are periodic[¶]. In the Levi-Civita static metric, however, the periodic quantity is the angular coordinate [ϕ , in the notation in (46)], which is a requirement of the matching to the interior solution [92]. Therefore, to effectively convert the metric (61) into the static one, one must, in addition to the coordinate transformation (76), discard the original identifications, and force instead, in (77), ϕ' to be periodic, through the identification $(t', \phi') = (t', \phi' + 2\pi)$. Such prescription, however, is not a *global* diffeomorphism. Namely, the map is neither injective nor single-valued: for instance, events $\mathcal{P}_1: (t, \bar{\phi}) = (0, \bar{\phi}_1)$ and $\mathcal{P}_2: (t, \bar{\phi}) = (2\pi\mathcal{A}_{\bar{\phi}}, \bar{\phi}_1 + 2\pi)$ in Fig. 6, which are *distinct* in the original manifold, would be mapped into the *same* event $(t', \phi') = (-\mathcal{A}_{\bar{\phi}}\bar{\phi}_1, \bar{\phi}_1) = (-\mathcal{A}_{\bar{\phi}}\bar{\phi}_1, \bar{\phi}_1 + 2\pi)$ in the static solution; conversely, the ordered pairs $\mathcal{P}_3: (t, \bar{\phi}) = (0, 0)$ and $\mathcal{P}_4: (t, \bar{\phi}) = (0, 2\pi)$, which yield the *same* event in the original manifold, would be mapped into the two *distinct* events $\mathcal{P}'_3: (t', \phi') = (0, 0)$ and $\mathcal{P}'_4: (t', \phi') = (-2\pi\mathcal{A}_{\bar{\phi}}, 2\pi)$ in the static solution. Only *locally* is the map bijective. Since only through such a map is it possible to obtain one from the other, that means that no global diffeomorphism between the two metrics exists, thus they are *not globally isometric*.

It is worth noting that, in spite of the homeomorphism between the underlying manifolds, topology still plays an important role in the relationship between the exterior field of static and rotating cylinders of the Weyl class, in that, as explained in Sec. 2.3, it is the cylindrical “hole” along the axis $r = 0$ that allows the arising of closed but not exact forms, i.e., curl-free forms σ with non-vanishing circulation $\oint_C \sigma$ along closed loops C . Now, when a local but non-global diffeomorphism, such as Eqs. (76), exists between two manifolds, a closed but non-exact 1-form in one manifold can be mapped into an exact one in the other manifold [5]. On the other hand, as discussed in Sec. 5.3.2, global staticity consists of the exact character of the 1-form χ inverse to the hypersurface orthogonal time-like Killing vector field (∂_t , in this case); consequently, globally static and locally but non-globally static metrics, connected by local diffeomorphisms, can coexist on such underlying topology. This is precisely the situation between the rotating and static Lewis metrics of the Weyl class: the 1-form inverse to the Killing vector field ∂_t on the metric (61), $\chi = dt - \mathcal{A}$, which is *not exact* (manifesting the global non-staticity of ∂_t), is mapped, via (76), into the *exact* 1-form dt' , inverse of the globally static Killing vector field $\partial_{t'}$, on the target manifold (the Levi-Civita static spacetime).

5.4. Matching to the van Stockum cylinder in canonical form

It was shown by van Stockum [80] that the Lewis metric has a smooth matching with the interior solution corresponding to an infinite, rigidly rotating cylinder of dust. In order to address the matching

[¶]Sometimes [7, 6, 5] it is asserted that t' is periodic; in rigor this is not correct (for the coordinate lines of t' are not closed), it is the identification above for the *pair* (t', ϕ') that is generated by transformation (75).

problem, we first establish the connection between the Lewis metric and van Stockum's form for the exterior solution. The latter can be written as [116]

$$ds_*^2 = -Fdt_*^2 + 2Mdt_*d\phi + \mathcal{H}(dr_*^2 + dz_*^2) + Ld\phi^2, \quad (78)$$

with

$$F = \frac{(2N-1)(r_*/R)^{2N+1} + (2N+1)(r_*/R)^{1-2N}}{4N}; \quad (79)$$

$$M = wR^2 \frac{(2N+1)(r_*/R)^{2N+1} + (2N-1)(r_*/R)^{1-2N}}{4N}; \quad (80)$$

$$L = R^2 \frac{(2N+1)^3(r_*/R)^{2N+1} + (2N-1)^3(r_*/R)^{1-2N}}{16N}; \quad (81)$$

$$\mathcal{H} = e^{-w^2R^2}(r_*/R)^{-2w^2R^2}; \quad N = \sqrt{1/4 - w^2R^2}. \quad (82)$$

It possesses thus only two independent, positive parameters w and R , the latter being the cylinder's radius. The line element ds_* in Eqs. (78)-(82), as well as the coordinates t_* , r_* , z_* , have the (usual) dimensions of length; this contrasts with the usual Lewis line element in (37)-(38), where ds is dimensionless, and written in terms of *dimensionless coordinates* t , r and z . Hence, in order to compare the two, we must first write, for the Lewis metric, a line element in the form $ds_*^2 = \mathcal{R}^2 ds^2$, where \mathcal{R} is a constant with dimensions of length. Through the parameter redefinition $a = a_*\mathcal{R}^{1-n}$, $b = b_*/\mathcal{R}$, $c = \mathcal{R}c_*$, such line element becomes

$$ds_*^2 = -f(r_*)dt_*^2 + 2k(r_*)dt_*d\phi + \left[\frac{r_*}{\mathcal{R}}\right]^{(n^2-1)/2} (dr_*^2 + dz_*^2) + l(r_*)d\phi^2 \quad (83)$$

where $(t_*, r_*, z_*) \equiv (\mathcal{R}t, \mathcal{R}r, \mathcal{R}z)$ are coordinates with dimensions of length, $f(r_*) \equiv f(r_*, a_*, c_*, n)$, $k(r_*) \equiv k(r_*, a_*, b_*, c_*, n)$, and $l(r_*) \equiv l(r_*, a_*, b_*, c_*, n)$. By comparing the expressions for $g_{r_*r_*}$, and matching terms with the same powers in r_* in the remainder of the metric components, we find that the metric (78)-(82) follows from (83), (38), through the substitutions||

$$\mathcal{R} = R/\sqrt{e}; \quad n = 2N; \quad a_* = \frac{2N+1}{4N}R^{2N-1}; \quad (84)$$

$$b_* = \frac{1-2N}{1+2N}wR^2; \quad c_* = -\frac{\sqrt{1-4N^2}}{2R} = -w. \quad (85)$$

Notice that parameters n , a_* , b_* , c_* are real *iff* $wR < 1/2$; hence the van Stockum cylinder belongs to the Weyl class for $wR < 1/2$, and to the Lewis class for $wR > 1/2$. The metric can be put in the form (4), with

$$e^{2\Phi} = F; \quad \mathcal{A}_\phi = \frac{M}{F}; \quad h_{rr} = h_{zz} = \mathcal{H}; \quad h_{\phi\phi} = r_*^2 e^{-2\Phi}. \quad (86)$$

The corresponding gravitoelectric and gravitomagnetic fields are

$$\vec{G} = \frac{2w^2R e^{w^2R^2} [(r_*/R)^{4N} - 1] (r_*/R)^{2w^2R^2-1}}{2N+1 + (r_*/R)^{4N}(2N-1)}; \quad \vec{H} = \frac{8wN e^{w^2R^2} (r_*/R)^{2N-1+2w^2R^2}}{2N+1 + (r_*/R)^{4N}(2N-1)}. \quad (87)$$

||There have been previous approaches [79, 4] at establishing this connection. The expressions for b_* , c_* and n agree with those in Eqs. (5.17)-(5.20) of [79], but a_* differs. This is because Eqs. (5.1)-(5.4) therein actually do not correspond to van Stockum's exterior solution in the usual coordinates (Eqs. (10.11)-(10.15) of [80]), which stems from the omission, in Eqs. (5.1)-(5.4) of [79], of the *dependent* parameter $r_0 \equiv r_0(w, R)$ showing in Eqs. (9.7) and (10.1) of [80]. The resulting metric is consequently one in a special system of units where $r_0 = 1$, and w and R are *not independent*, being related by Eqs. (10.3) and (10.9) of [80] — an implicit relation which can only be solved numerically. On the other hand, a_* and n match the result in [4] p. 244, but b_* and c_* have opposite signs, due to $g_{0\phi}$ therein having opposite sign to van Stockum's in Eqs. (78), (80).

Observe that $\vec{G} = 0$ for $r_* = R$; by virtue of (18), this means that a test particle dropped from rest therein remains at rest (i.e., particles at rest are geodesic). Again, this hints on the fact that the metric is written in a rotating coordinate system, the centrifugal inertial force exactly canceling out the gravitational attraction. Observe moreover that g_{00} becomes positive (i.e., the Killing vector ∂_{t_*} ceases to be time-like) for $r_*^{4N} > R^{4N}(2N+1)/(1-2N)$, which, as discussed in Sec. 5.2 (see also Sec. 4.2), is typical of a rotating frame.

5.4.1. *Interior solution* The interior solution is given by Eq. (78), with [80, 116]

$$F = 1; \quad M = wr_*^2; \quad L = r_*^2 - w^2r_*^4; \quad \mathcal{H} = e^{-w^2r_*^2}, \quad (88)$$

depending on the single parameter w . This parameter yields the cylinder's angular velocity with respect to a rigid spatial frame which, *at the cylinder's axis* $r_* = 0$, undergoes Fermi-Walker transport [80] (i.e., a rigid frame such that $\vec{H} = 0$ at the axis). The metric can be put in the form (4), with

$$\Phi = 0; \quad \mathcal{A}_\phi = wr_*^2; \quad h_{r_*r_*} = h_{z_*z_*} = e^{-w^2r_*^2}; \quad h_{\phi\phi} = r_*^2. \quad (89)$$

The corresponding gravitoelectric and gravitomagnetic fields are

$$\vec{G} = 0; \quad \vec{H} = 2we^{w^2r_*^2}\partial_{z_*}, \quad (90)$$

and the gravitomagnetic tidal tensor as measured by the rest observers has, as only non-vanishing components, $\mathbb{H}_{rz} = \mathbb{H}_{zr} = -w^3r_*$. Thus $\mathbb{H}_{\alpha\beta}$ is *symmetric*; since $\mathbb{H}_{[\alpha\beta]} = -4\pi\epsilon_{\alpha\beta\mu\nu}J^\mu u^\nu$ [50], where $J^\mu \equiv -T^{\mu\sigma}u_\sigma$ is the mass-energy current as measured by the rest observers of 4-velocity u^α , this means that no spatial mass currents $[h^\mu{}_\nu J^\nu]$, see Eq. (3) are measured by u^α , i.e., the metric is written in a coordinate system co-rotating with the dust, cf. [80]. Observe moreover that $\vec{G} = 0$ everywhere inside the cylinder; this is just the condition that the circular motion of the dust particles is solely driven by gravity (i.e., geodesic), so in the dust rest frame a centrifugal inertial force arises that exactly balances the gravitational attraction.

Let $\sigma^{(3)}$ be a stationary 3-D hypersurface which is the boundary of two stationary spacetimes, and σ the projected 2-D surface on the corresponding space manifolds Σ , as defined in Sec. 2. Let also \vec{n} be the unit vector normal to σ . The matching of the two solutions along $\sigma^{(3)}$ amounts to matching the induced metric on $\sigma^{(3)}$, $g_{\alpha\beta}|_{\sigma^{(3)}}$, plus the extrinsic curvature of $\sigma^{(3)}$. In the GEM formalism, and when σ is connected, this is ensured (see [12] and footnote 3 therein) by the continuity, across σ , of the GEM fields \vec{G} and \vec{H} , gravitomagnetic potential 1-form** \mathcal{A} (up to an *exact* form $\mathbf{d}f$, for f some function on σ , corresponding to the freedom associated to the choice of t), spatial metric h_{ij} , and extrinsic curvature (i.e., second fundamental form) $K_{ij} \equiv \mathcal{L}_n h_{ij}$ of the spatial 2-surface σ :

$$\begin{aligned} \vec{G}_{\text{int}} &= \vec{G}_{\text{ext}}; & \vec{H}_{\text{int}} &= \vec{H}_{\text{ext}}; & \mathcal{A}_{\text{int}} &= \mathcal{A}_{\text{ext}} + \mathbf{d}f; \\ (h_{\text{int}})_{ij} &= (h_{\text{ext}})_{ij}; & (K_{ij})_{\text{int}} &= (K_{ij})_{\text{ext}}. \end{aligned}$$

It follows from Eqs. (86)-(87) and (89)-(90) that these conditions (with $\mathcal{A}_{\text{int}} = \mathcal{A}_{\text{ext}} \Rightarrow \mathbf{d}f = 0$) are fulfilled across the cylinder's surface $r_* = R$ of unit normal $\vec{n} = (h_{r_*r_*})^{-1/2}\vec{\partial}_{r_*}$, thus indeed the interior solution (88) smoothly matches the exterior (79)-(82). The rotation of coordinates that we noticed (Sec. 5.2) that the Lewis-Weyl metric, in its usual form, possesses, has thus a simple interpretation here: the coordinate system in (37)-(38) [or equivalently, in (78)-(82)], is one *rigidly co-rotating* with the interior cylinder.

**When σ is *simply* connected (which is *not* the case herein), the continuity of the restriction of \mathcal{A} to σ (up to $\mathbf{d}f$) is equivalent to the continuity of the normal component of \vec{H} , hence the matching conditions reduce to the continuity of \vec{G} , \vec{H} , h_{ij} and K_{ij} [12].

5.4.2. *Van Stockum cylinder in star-fixed coordinates* We have seen in Sec. 5.2 that the star-fixed (“canonical”) coordinates for the Lewis metric of the Weyl class are obtained from the usual coordinates in (37)-(38) through the transformation (53), with $\Omega \equiv d\phi/dt$ one of the *dimensionless* angular velocities in (52) (depending on the sign of a). Since here $a_* > 0$, cf. Eq. (84), the star-fixed coordinates for the (Weyl class) van Stockum exterior metric analogously follows by applying to (78)-(82) the transformation

$$\bar{\phi} = \phi - \Omega_* t_* ; \quad \Omega_* \equiv \frac{d\phi}{dt_*} = \frac{\Omega}{\mathcal{R}} = \frac{c_*}{n - b_* c_*} = -\frac{4w}{(1 + 2N)^2} , \quad (91)$$

where the angular velocity Ω_* has now the (usual) dimensions of inverse length, and, in the penultimate equality, we substituted Eqs. (84)-(85). This yields the line element

$$ds^2 = -\bar{F} dt_*^2 + 2\bar{M} dt_* d\bar{\phi} + \mathcal{H}(dr_*^2 + dz_*^2) + L d\bar{\phi}^2 , \quad (92)$$

with \mathcal{H} and L given by Eqs. (81)-(82), and

$$\bar{F} = \frac{16N}{(1 + 2N)^3} \left[\frac{r_*}{R} \right]^{1-2N} ; \quad \bar{M} = -\frac{R^4 w^3}{2N} \bar{F} . \quad (93)$$

One can show, after some algebra, that (91) indeed corresponds to the transformation to the star-fixed coordinate system obtained in [80] [Eqs. (4.7) and (10.16) therein], and Eqs. (92)-(93) to the exterior metric as written in such coordinate system [Eqs. (10.17) therein, apart from a typo in the F expression, where an extra $2wR$ factor is present]. Observe that $\bar{g}_{00} = -\bar{F}$ is now negative for all r_* , so the time-like Killing vector field ∂_{t_*} is defined everywhere, contrary to the situation in (78)-(82). The Komar mass and angular momentum per unit length for the metric (92)-(93) can be obtained by applying the integrals (57) to any tube of unity z_* -length intersecting the cylinder [or by substituting (84)-(85) in (58)-(60), recalling that $a = a_* \mathcal{R}^{1-n}$, $b = b_*/\mathcal{R}$, $c = \mathcal{R} c_*$, and observing that $j_* = j\mathcal{R}$]; they read, respectively,

$$\lambda_m = \frac{1 - 2N}{4} = \frac{1 - \sqrt{1 - 4w^2 R^2}}{4} ; \quad j_* = \frac{R^4 w^3}{4} . \quad (94)$$

Notice that j_* has the usual dimensions of length. The metric (92)-(93) can be written in a canonical form, in the likes of that in Sec. 5.2.2. For that, we first observe that [similarly to the usual form of the Lewis metric (37)-(38)] the line element ds in (61), as well as the coordinates t, r, z therein, are dimensionless; hence we need to write, for the same metric, a line element $ds_*^2 = \mathcal{R}^2 ds^2$ with the dimensions of length:††

$$ds_*^2 = -\frac{r_*^{4\lambda_m}}{\alpha_*} \left(dt_* - \frac{j_*}{\lambda_m - 1/4} d\bar{\phi} \right)^2 + \left[\frac{r_*}{\mathcal{R}} \right]^{4\lambda_m(2\lambda_m - 1)} (dr_*^2 + dz_*^2) + \alpha_* r_*^{2(1-2\lambda_m)} d\bar{\phi}^2 \quad (95)$$

where $\alpha_* = \alpha \mathcal{R}^{4\lambda_m}$, \mathcal{R} is, again, a constant with dimensions of length, and $(t_*, r_*, z_*) \equiv (\mathcal{R}t, \mathcal{R}r, \mathcal{R}z)$ are coordinates with dimensions of length. The canonical form of the van Stockum exterior solution then follows from using, in (95), λ_m and j_* as given by (94), and

$$\alpha_* = \frac{R^{4\lambda_m} (1 - 2\lambda_m)^3}{1 - 4\lambda_m} ; \quad \mathcal{R} = R/\sqrt{e} . \quad (96)$$

††One may thus argue that the most general (non-dimensionless) canonical form of the metric contains four parameters (α_* , λ , j_* , and \mathcal{R}); and that, likewise, the usual form (37)-(38) of the Lewis metric actually implicitly contains five (not four) parameters [4]: a_* , b_* , c_* , n , and \mathcal{R} , since a parameter \mathcal{R} , defining a length-scale, must be introduced in order to yield a line element (83) with the usual dimensions of length.

It naturally possesses all the “canonical” properties listed in Sec 5.2.2; in this special case, however, λ_m , j_* , and α_* are not independent parameters, as is clear from Eqs. (94)-(96); the metric has only two independent parameters (which boil down to R and w), just like in the original coordinate system in (78)-(82).

It is also useful to write the metric in the form (4), with

$$e^{2\bar{\Phi}} = \bar{F} = \alpha_*^{-1} R^{4\lambda_m} (r_*/R)^{4\lambda_m} \Rightarrow \bar{\Phi} = 2\lambda_m \ln(r_*/R) + \text{const.}; \quad (97)$$

$$\mathcal{A}_{\bar{\phi}} = \frac{j_*}{\lambda_m - 1/4} = -\frac{R^4 w^3}{2N}; \quad (98)$$

$$h_{r_* r_*} = h_{z_* z_*} = \left[\frac{r_*}{R} e^{1/2} \right]^{4\lambda_m(2\lambda_m-1)}; \quad h_{\bar{\phi}\bar{\phi}} = r_*^2 e^{-2\bar{\Phi}}. \quad (99)$$

Since Ω_* in Eq. (91) is the angular velocity of the star fixed frame with respect to a frame co-rotating with the interior cylinder, then the cylinder rotates with angular velocity $-\Omega_*$ with respect to the star fixed frame (cf. [80]). Observe that Ω_* is *negative*; this means that the cylinder is rotating in the *positive* ϕ direction. Observe moreover that $\mathcal{A}_{\bar{\phi}}$ is negative; this implies, via Eqs. (5) and (6) that the star fixed “laboratory” observers have negative angular momentum, and that the zero angular momentum observers rotate in the same sense of the cylinder (i.e., are “dragged” around by the cylinder’s rotation), as occurs e.g. in the Kerr spacetime, and in agreement with an intuitive notion of frame-dragging. The GEM fields read

$$G_i = -\frac{2\lambda_m}{r_*} \delta_i^r; \quad \vec{H} = 0, \quad (100)$$

the discussion of their physical effects in Sec. 5.2.3 applying herein.

The interior solution written in star fixed coordinates is likewise obtained from (78), (88) (the metric written in coordinates comoving with the cylinder) through the transformation (91), yielding a metric of the form (92), with \mathcal{H} and L still given by Eqs. (88) and

$$\bar{F} = 1 + 4 \frac{r_*^4}{R^4} \frac{\lambda_m^2}{(1 - 2\lambda_m)^2} + 2 \frac{r_*^2}{R^2} \frac{\lambda_m [2(1 - 2\lambda_m)^2 - 1]}{(1 - 2\lambda_m)^3}; \quad (101)$$

$$\bar{M} = w r_*^2 \frac{r_*^2 w^2 - 4(1 - \lambda_m)\lambda_m}{(1 - 2\lambda_m)^2}. \quad (102)$$

Observe from Eqs. (101) and (94) that \bar{F} depends only on the (dimensionless) quantities r_*/R and λ_m ; since $0 < r < R$ within the cylinder, and $wR < 1/2 \Rightarrow 0 < \lambda_m < 1/4$ for the Weyl class, it follows that $\bar{F} > 0 \Rightarrow g_{00} < 0$ everywhere inside the cylinder, and so the Killing vector field ∂_{t_*} is therein everywhere time-like. It follows moreover from the expressions for L and \mathcal{H} in Eqs. (88) that the coordinate basis vectors ∂_{r_*} , $\partial_{\bar{\phi}}$, and ∂_{z_*} are everywhere spacelike. This tells us that the coordinate system fixed to the distant stars is well defined everywhere within the cylinder. Writing the metric in the form (4) yields the GEM fields and spatial metric:

$$G_i = \frac{4\lambda_m r_* [\lambda_m - r_*^2 w^2 + \Delta(2\lambda_m - 1)w^2]}{r_*^4 w^2 - 4\lambda_m^2 r_*^2 + \Delta [r_*^2 (2 - 4\lambda_m) + \Delta(4\lambda_m^2 - 4\lambda_m + 1)] w^2} \delta_i^{r_*}$$

$$\vec{H} = -\frac{2\Delta w^3 e^{r_*^2 w^2} (\Delta^2 w^2 + 2r_*^2 + 2R^2)}{(3r_*^2 + R^2)(1 - 4\lambda_m) + \Delta - 2w^2(R^4 - r_*^4) - 2\Delta^3 w^4} \partial_{z_*}$$

$$h_{r_* r_*} = h_{z_* z_*} = e^{-w^2 r_*^2}; \quad h_{\bar{\phi}\bar{\phi}} = r_*^2 e^{-2\bar{\Phi}} = \frac{r_*^2}{\bar{F}},$$

where $\Delta \equiv R^2 - r_*^2$. At the cylinder's surface $r_* = R$ ($\Rightarrow \Delta = 0$) we thus have

$$\begin{aligned} (G_{\text{int}})_i &= (G_{\text{ext}})_i = -\frac{2\lambda_m}{R} \delta_i^{r_*} ; & \vec{H}_{\text{int}} &= \vec{H}_{\text{ext}} = 0 ; \\ (\mathcal{A}_\phi)_{\text{int}} &= (\mathcal{A}_\phi)_{\text{ext}} = \frac{j_*}{\lambda_m - 1/4} ; & (h_{\text{int}})_{\bar{\phi}\bar{\phi}} &= (h_{\text{ext}})_{\bar{\phi}\bar{\phi}} = \alpha_* R^{2(1-2\lambda_m)} ; \\ (h_{\text{int}})_{z_*z_*} &= (h_{\text{int}})_{r_*r_*} = (h_{\text{ext}})_{z_*z_*} = (h_{\text{ext}})_{r_*r_*} = e^{2\lambda_m(2\lambda_m-1)} . \end{aligned} \quad (103)$$

The extrinsic curvature ($K_{ij} \equiv \mathcal{L}_n h_{ij}$) of such surface, of unit normal $\vec{n} = (h_{r_*r_*})^{-1/2} \vec{\partial}_{r_*}$, has non-vanishing components

$$(K_{\text{int}})_{\bar{\phi}\bar{\phi}} = (K_{\text{ext}})_{\bar{\phi}\bar{\phi}} = \frac{2R(1-2\lambda_m)^4}{1-4\lambda_m} e^{\lambda_m(1-2\lambda_m)} ; \quad (104)$$

$$(K_{\text{int}})_{z_*z_*} = (K_{\text{ext}})_{z_*z_*} = -\frac{4\lambda_m(1-2\lambda_m)}{R} e^{-\lambda_m(1-2\lambda_m)} . \quad (105)$$

Thus, indeed there is a smooth matching between the interior metric in star-fixed coordinates and the exterior metric in canonical (star-fixed) form. This is the expected result, for we knew that the matching occurs in the more usual coordinates in Sec. 5.4.1, and the star-fixed forms follow by applying to each of them the coordinate rotation (91) [the result must thus be the same as applying the transformation (91) to the whole matched solution in the usual coordinates].

The Komar mass per unit length can be computed from the interior solution through Eq. (15), with \mathcal{V} the cylinder of radius $r_* = R$ and unit z_* -length on the hypersurface Σ_{t_0} of constant time $t_* = t_0$, $n_\alpha = -(1-w^2r_*^2)^{-1/2} \delta_\alpha^0$ the unit covector normal to Σ_{t_0} , $\xi^\alpha = \partial_{t_*}^\alpha$, $d\mathcal{V} = \sqrt{g_\Sigma} dr_* d\bar{\phi} dz_*$, where $g_\Sigma = e^{-2w^2r_*^2} (r_*^2 - w^2r_*^4)$ is the determinant of the metric induced on Σ_{t_0} , and (again) $K = -2$. It reads^{‡‡}

$$\lambda_m = Q_{\partial_{t_*}}(\mathcal{V}) = \frac{1}{4\pi} \int_{r_*=0}^R \sqrt{g_\Sigma} (R_{00} n^0 + R_{0\bar{\phi}} n^{\bar{\phi}}) dr_* \int_{z_*=0}^1 dz_* \int_0^{2\pi} d\bar{\phi} = \frac{1 - \sqrt{1 - 4w^2R^2}}{4} ,$$

matching, as expected, the result (94) obtained from the exterior solution; the same applies to the angular momentum per unit length j_* .

5.5. The Lewis class

When n is imaginary, the structure of the curvature invariants (39)-(41), (50), is the following:

$$\star \mathbf{R} \cdot \mathbf{R} = 0; \quad \mathbf{R} \cdot \mathbf{R} \geq 0 \quad (< 0) \quad \text{for } |n| \leq \sqrt{3} \quad (> \sqrt{3}); \quad \mathbb{M} < 0 \quad (\text{real}) .$$

These conditions mean that there is no observer (at any point), for which $\mathbb{H}_{\alpha\beta} = 0$ [90, 31, 78]. This in turn implies, via Eq. (25), that \vec{H} cannot vanish in any coordinate system where the metric is time-independent. The metric thus possesses (locally and globally) intrinsic gravitomagnetic tidal tensor $\mathbb{H}_{\alpha\beta}$ and globally intrinsic gravitomagnetic field \vec{H} , in the classification scheme of [31]. Since \vec{H} is proportional to the vorticity of the observer congruence [$\vec{H} = 2\vec{\omega}$, cf. Eq. (20)], this amounts to say that hypersurface orthogonal time-like Killing vector fields do not exist; hence, contrary to the Weyl

^{‡‡}We note in passing that different values have been obtained in [6] through Hansen-Winicour integrals (which are approximations to Komar integrals [34]), and for different choices of the time-like Killing vector field — namely, the vector ∂_{t_*} of the coordinate system in (88), co-rotating with the cylinder, and another one tangent to the ZAMOS near the axis. Such fields are not time-like at infinity and so, as discussed in Secs. 2.4 and 5.2.1, the corresponding integrals should not be interpreted as the cylinder's mass per unit length. The different definitions match only for small w^2R^2 , yielding $\lambda_m \approx w^2R^2/2$.

class case, the metric is not locally static (as is well known, e.g. [79]). These are thus fundamentally very different gravitational fields.

The fact that $\vec{H} \neq 0$ in any coordinate system where the metric is time-independent implies, e.g., that radial geodesics are not possible, and gyroscopes (with $\vec{S} \nparallel H$) will always be seen to precess therein, cf. Eq. (21). The fact that $\mathbb{H}_{\alpha\beta} \neq 0$ for all observers means that spinning bodies in this spacetime are always acted by a force (23).

6. Conclusion

In this work we investigated the exterior gravitational fields produced by infinite cylinders, described by the Lewis metrics, focusing on a special class of them — the Weyl class — which are known to be locally static, and which encompass both the external field of a static cylinder (the Levi-Civita solution), as well as of rotating cylinders. We aimed at establishing the distinction between the two cases, both in terms of the physical effects and of the geometrical properties where the rotation imprints itself. We started by observing that gravitomagnetism has three levels (corresponding to three different orders of differentiation of $\vec{\mathcal{A}}$), described by the three mathematical objects: the gravitomagnetic vector potential $\vec{\mathcal{A}}$, the gravitomagnetic field \vec{H} (proportional to the curl of $\vec{\mathcal{A}}$), and the gravitomagnetic tidal tensor $\mathbb{H}_{\alpha\beta}$. Then we unveiled a hitherto unnoticed feature of the Weyl class metric: that by a simple coordinate rotation, it can be put into an especially simple form where (by contrast with the usual one in the literature) the Killing vector field ∂_t is time-like everywhere (even at infinity), and the associated coordinate system is fixed to the distant stars. In such reference frame both \vec{H} and $\mathbb{H}_{\alpha\beta}$ vanish everywhere, the vector $\vec{\mathcal{A}}$ being the only surviving gravitomagnetic object, which (in the case of a rotating cylinder) cannot be made to vanish by any *global* coordinate transformation. This perfectly mirrors the electromagnetic analogue (Sec. 4): in the exterior of an infinitely long rotating charged cylinder both the magnetic field $\vec{B} = \nabla \times \vec{A}$ and the magnetic tidal tensor $B_{\alpha\beta}$ vanish, just like for a static cylinder; only the magnetic vector potential \vec{A} is non-vanishing. (Reinforcing the analogy, the gravitoelectric potential Φ in such coordinates also remarkably matches, identifying charge with mass, its electromagnetic counterpart.) The resulting metric moreover depends only on three parameters: the Komar mass and angular momentum per unit length, plus the angle deficit. We argue this to be the *canonical form* of the Lewis metrics of the Weyl class. It makes explicit, for the Weyl class, and in terms of parameters with a clear physical meaning, the earlier finding in [3] that there are only three independent parameters in the Lewis metric. It makes explicit as well that the exterior metric of a rotating cylinder formally differs from that of a static one only by the presence of a non-vanishing, but irrotational $\vec{\mathcal{A}}$ (i.e., of a closed 1-form \mathcal{A}). By contrast with classical electrodynamics, where a vector potential with vanishing curl $\nabla \times \vec{A} = \vec{B} = 0$ is pure gauge, but similarly to quantum electrodynamics (where it manifests itself in the Aharonov-Bohm effect, Sec. 4.1), the gravitomagnetic vector potential $\vec{\mathcal{A}}$ *does manifest itself physically*, in effects involving loops around the central cylinder, namely in the Sagnac effect, clock synchronization, and the gravitomagnetic clock effect. The Sagnac effect, in particular, is seen to be described, exactly, by an equation formally analogous to the Aharonov-Bohm effect in the exterior of an infinitely long rotating charged cylinder (or of an infinitely long solenoid). This substantiates, with a concrete result, earlier suggestions in the literature, namely, on the one hand, the suggestion in [2] that the Lewis metrics possess some topological analogue of the Aharonov-Bohm effect (by showing what it is), and, on the other hand, the claim in [21, 5, 99, 100, 98, 102] that the Sagnac effect can be seen as a gravitational analogue of the Aharonov-Bohm effect (by revealing a one to one correspondence using the gravitational setup that is physically analogous to the Aharonov-Bohm

electromagnetic setting [77]).

The above mentioned physical effects are global, in that they arise only on paths C enclosing the central cylinder. The gravitomagnetic clock effect is naturally so, as it is defined for circular orbits. The Sagnac effect and synchronization gap, both given by the circulation of the gravitomagnetic potential 1-form, $\oint_C \mathcal{A}$, vanish (in the canonical, star-fixed frame) along any loop not enclosing the cylinder, and have the same value along any loop enclosing it, regardless of its shape. Global effects are seen to actually be the only physical differences between the metrics, since all local and quasi-local dynamical fields (i.e., tidal and inertial fields, respectively) are shown to be the same as for the static cylinder.

The difference between metrics of rotating and static Weyl class cylinders turns out to be an archetype of the distinction between globally static, and locally static but globally stationary spacetimes. We reformulated the Stachel-Bonnor notions of local and global staticity into equivalent, more enlightening forms in this context, namely, by showing that: (i) local staticity amounts to existence of a coordinate system (1) where the gravitomagnetic potential 1-form \mathcal{A} is closed, and global staticity to it being moreover exact; (ii) equivalently, while local staticity amounts to the existence of a hypersurface orthogonal Killing time-like vector field, global staticity amounts to such hypersurface being moreover a global simultaneity hypersurface. Such distinction can moreover be formulated in terms of a connection that describes the clock synchronization for observers tangent to ξ^α , local staticity amounting to such connection being flat, and global staticity to its holonomy being trivial. We also dissect the nature of the well known transformation that takes the Weyl class metric into the static Levi-Civita one, showing it not to be a global diffeomorphism (thus not a globally valid coordinate transformation), and the two metrics to be locally, but non-globally isometric, in spite of the underlying manifolds sharing same topology.

The distinction above (both on physical and geometrical grounds), was made transparent by writing the Weyl class metrics in their “canonical” form, based on star fixed coordinates, which play thus a key role in this work. In the “real world” such reference frame is physically setup by pointing telescopes at the distant stars, and used in various experiments (including the detection of gravitomagnetic effects, such as gyroscope and orbital precessions [26, 62]). It should be noted however that the underlying physical distinction between the two fields is not an artifact, nor does it rely on the use of any particular frame. In fact, in Sec. 5.3.1 we propose (thought) physical apparatuses — namely a coil of optical loops, and the observer independent gravitomagnetic clock effect — that are frame independent.

We also investigated, in the framework of gravitoelectromagnetism, the origin of the strange “force” parallel to the cylinder’s axis reported the literature [8, 117, 1], seen to be not an actual inertial force, but a consequence of the curvature of the space manifold.

Acknowledgments

This work was partially supported by FCT/Portugal through projects UID/MAT/04459/2019 and UIDB/MAT/04459/2020.

References

- [1] K. Bronnikov, N. O. Santos, and A. Wang, “Cylindrical Systems in General Relativity,” *Class. Quant. Grav.* **37** no. 11, (2020) 113002, [arXiv:1901.06561](https://arxiv.org/abs/1901.06561).
- [2] M. F. A. da Silva, L. Herrera, F. M. Paiva, and N. O. Santos, “The parameters of the Lewis metric for the Weyl class,” *General Relativity and Gravitation* **27** no. 8, (Aug, 1995) 859–872.

- [3] M. A. H. MacCallum and N. O. Santos, “Stationary and static cylindrically symmetric Einstein spaces of the Lewis form,” *Classical and Quantum Gravity* **15** no. 6, (1998) 1627.
- [4] J. B. Griffiths and J. Podolsky, *Exact Space-Times in Einstein’s General Relativity*. Cambridge Monographs on Mathematical Physics. Cambridge University Press, Cambridge, 2009.
- [5] J. Stachel, “Globally stationary but locally static space-times: A gravitational analog of the Aharonov-Bohm effect,” *Phys. Rev.* **D26** (1982) 1281–1290.
- [6] W. B. Bonnor, “The rigidly rotating relativistic dust cylinder,” *Journal of Physics A: Mathematical and General* **13** (1980) 2121.
- [7] F. J. Tipler, “Rotating cylinders and the possibility of global causality violation,” *Phys. Rev.* **D9** (1974) 2203–2206.
- [8] L. Herrera and N. O. Santos, “Geodesics in Lewis space-time,” *Journal of Mathematical Physics* **39** no. 7, (1998) 3817–3827.
- [9] L. D. Landau and E. M. Lifshitz, *The classical theory of fields; 4rd ed.*, vol. 2 of *Course of theoretical physics*. Butterworth-Heinemann, Oxford, UK, 1975. Trans. from the Russian.
- [10] R. T. Jantzen, P. Carini, and D. Bini, “The Many faces of gravitoelectromagnetism,” *Annals Phys.* **215** (1992) 1–50, [arXiv:gr-qc/0106043](#).
- [11] D. Lynden-Bell and M. Nouri-Zonoz, “Classical monopoles: Newton, nut space, gravomagnetic lensing, and atomic spectra,” *Rev. Mod. Phys.* **70** (Apr, 1998) 427–445.
- [12] F. C. Mena and J. Natário, “Matching stationary spacetimes,” *J. Geom. Phys.* **59** (2009) 448–458, [arXiv:0802.2615](#).
- [13] R. Gharechahi, J. Koohbor, and M. Nouri-Zonoz, “General relativistic analogs of Poisson’s equation and gravitational binding energy,” *Phys. Rev. D* **99** (2019) 084046.
- [14] C. W. Misner, K. S. Thorne, and J. A. Wheeler, *Gravitation*. W. H. Freeman, San Francisco, 1973.
- [15] O. Semerák, “Circular orbits in stationary axisymmetric spacetimes,” *General Relativity and Gravitation* **30** no. 8, (Aug, 1998) 1203–1215.
- [16] B. R. Iyer and C. V. Vishveshwara, “Frenet-Serret description of gyroscopic precession,” *Phys. Rev. D* **48** (Dec, 1993) 5706–5720.
- [17] G. Sagnac, “L’éther lumineux démontré par l’effet du vent relatif d’éther dans un interféromètre en rotation uniforme,” *C. R. Acad. Sci., Paris* **157** (1913) 708.
- [18] G. Sagnac, “Sur la preuve de la réalité de l’éther lumineux par l’expérience de l’interférographe tournant,” *C. R. Acad. Sci., Paris* **157** (1913) 1410.
- [19] M. v. Laue, “Zum Versuch von F. Harress,” *Annalen der Physik* **367** no. 13, (1920) 448–463.
- [20] E. J. Post, “Sagnac effect,” *Rev. Mod. Phys.* **39** (Apr, 1967) 475–493.
- [21] A. Ashtekar and A. Magnon, “The Sagnac effect in general relativity,” *J. Math. Phys.* **16** (1975) 341–344.
- [22] W. W. Chow, J. Gea-Banacloche, L. M. Pedrotti, V. E. Sanders, W. Schleich, and M. O. Scully, “The ring laser gyro,” *Rev. Mod. Phys.* **57** (Jan, 1985) 61–104.
- [23] E. Kajari, M. Buser, C. Feiler, and W. P. Schleich, “Rotation in relativity and the propagation of light,” *Riv. Nuovo Cim.* **32** (2009) 339–438, [arXiv:0905.0765](#).
- [24] A. Tartaglia, “General relativistic corrections to the Sagnac effect,” *Phys. Rev.* **D58** (1998) 064009, [arXiv:gr-qc/9806019](#).
- [25] E. Kajari, R. Walser, W. P. Schleich, and A. Delgado, “Sagnac effect of Godel’s universe,” *Gen. Rel. Grav.* **36** (2004) 2289, [arXiv:gr-qc/0404032](#).
- [26] I. Ciufolini and J. A. Wheeler, *Gravitation and Inertia*. Princeton Series in Physics, Princeton, NJ, 1995.
- [27] E. Massa and C. Zordan, “Relative kinematics in general relativity the Thomas and Fokker precessions,” *Meccanica* **10** no. 1, (Mar, 1975) 27–31.
- [28] W. Rindler and V. Perlick, “Rotating coordinates as tools for calculating circular geodesics and gyroscopic precession,” *General Relativity and Gravitation* **22** (1990) 1067–1081.
- [29] L. F. O. Costa and J. Natário, “Gravito-electromagnetic analogies,” *General Relativity and Gravitation* **46** no. 10, (2014) 1792, [arXiv:1207.0465 \[gr-qc\]](#).
- [30] S. W. Hawking and G. F. R. Ellis, *The Large Scale Structure of Space-Time*. Cambridge Monographs on Mathematical Physics. Cambridge University Press, 1973.
- [31] L. F. O. Costa, L. Wylleman, and J. Natário, “Gravitomagnetism and the significance of the curvature scalar invariants,” [arXiv:1603.03143](#).
- [32] R. M. Wald, *General Relativity*. The University of Chicago Press, Chicago, 1984.
- [33] P. K. Townsend, “Black holes: Lecture notes,” [arXiv:gr-qc/9707012](#).
- [34] R. O. Hansen and J. Winicour, “Killing inequalities for relativistically rotating fluids,” *Journal of Mathematical Physics* **16** (1975) 804–808.
- [35] A. Komar, “Covariant conservation laws in general relativity,” *Phys. Rev.* **113** (1959) 934–936.

- [36] J. Natário, “Mathematical Relativity,” [arXiv:2003.02855](https://arxiv.org/abs/2003.02855).
- [37] E. T. Whittaker, “On Gauss’ Theorem and the Concept of Mass in General Relativity,” *Proceedings of the Royal Society of London Series A* **149** (1935) 384–395.
- [38] J. Natário, “Quasi-Maxwell interpretation of the spin–curvature coupling,” *General Relativity and Gravitation* **39** no. 9, (Sep, 2007) 1477–1487.
- [39] D. Kay, *Tensor Calculus*. Schaum’s Outline Series. McGraw-Hill Companies, Incorporated, 1988.
- [40] H. Goldstein, C. Poole, and J. Safko, *Classical Mechanics, 3rd Ed.* Addison Wesley, 2000.
- [41] C. Cattaneo, “General relativity: Relative standard mass, momentum, energy and gravitational field in a general system of reference,” *Il Nuovo Cimento (1955-1965)* **10** no. 2, (1958) 318–337.
- [42] E. Massa, “Space tensors in general relativity ii: Physical applications,” *General Relativity and Gravitation* **5** (1974) 573–591.
- [43] M. Mathisson, “Neue mechanik materieller systemes,” *Acta Phys. Polon.* **6** (1937) 163. [Gen. Relativ. Gravit. **42**, 1011 (2010)].
- [44] A. Papapetrou, “Spinning test particles in general relativity. 1.,” *Proc. Roy. Soc. Lond.* **A209** (1951) 248–258.
- [45] W. G. Dixon, “Dynamics of extended bodies in general relativity. I. Momentum and angular momentum,” *Proc. Roy. Soc. Lond.* **A314** (1970) 499–527.
- [46] W. G. Dixon, “A covariant multipole formalism for extended test bodies in general relativity,” *Il Nuovo Cimento* **34** (1964) 317.
- [47] S. E. Gralla, A. I. Harte, and R. M. Wald, “Bobbing and Kicks in Electromagnetism and Gravity,” *Phys. Rev.* **D81** (2010) 104012, [arXiv:1004.0679](https://arxiv.org/abs/1004.0679) [gr-qc].
- [48] L. F. O. Costa, J. Natário, and M. Zilhão, “Spacetime dynamics of spinning particles: Exact electromagnetic analogies,” *Phys. Rev.* **D93** no. 10, (2016) 104006, [arXiv:1207.0470](https://arxiv.org/abs/1207.0470) [gr-qc].
- [49] F. A. E. Pirani, “On the physical significance of the Riemann tensor,” *Acta Phys. Polon.* **15** (1956) 389–405. [Gen. Relativ. Gravit. **41**,1215 (2009)].
- [50] L. Filipe Costa and C. A. R. Herdeiro, “Gravitoelectromagnetic analogy based on tidal tensors,” *Phys. Rev.* **D78** (2008) 024021.
- [51] N. Dadhich, “Electromagnetic duality in general relativity,” *Gen. Rel. Grav.* **32** (2000) 1009–1023, [arXiv:gr-qc/9909067](https://arxiv.org/abs/gr-qc/9909067) [gr-qc].
- [52] R. Maartens and B. A. Bassett, “Gravito-electromagnetism,” *Classical and Quantum Gravity* **15** no. 3, (1998) 705. <http://stacks.iop.org/0264-9381/15/i=3/a=018>.
- [53] B. Mashhoon, F. W. Hehl, and D. S. Theiss, “On the Gravitational effects of rotating masses - The Thirring-Lense Papers,” *Gen. Rel. Grav.* **16** (1984) 711–750.
- [54] A. Einstein, letter to E. Mach, Zurich, 25 June 1913.
- [55] A. Einstein, *The meaning of Relativity, 5th edition.* Princeton University Press, Princeton, NJ, 1970.
- [56] L. I. Schiff, “MOTION OF A GYROSCOPE ACCORDING TO EINSTEIN’S THEORY OF GRAVITATION,” *Proceedings of the National Academy of Sciences* **46** no. 6, (1960) 871–882, <https://www.pnas.org/content/46/6/871.full.pdf>.
- [57] J. M. Cohen and D. R. Brill, “Further examples of ‘machian’ effects of rotating bodies in general relativity,” *Il Nuovo Cimento B (1965-1970)* **56** (1968) 209–219.
- [58] L. F. Costa and J. Natário, “The Coriolis field,” *Am. J. Phys.* **84** (2016) 388, [arXiv:1511.02458](https://arxiv.org/abs/1511.02458).
- [59] L. Herrera, G. A. Gonzalez, L. A. Pachon, and J. A. Rueda, “Frame dragging, vorticity and electromagnetic fields in axially symmetric stationary spacetimes,” *Class. Quant. Grav.* **23** (2006) 2395–2408, [arXiv:gr-qc/0602040](https://arxiv.org/abs/gr-qc/0602040).
- [60] L. Herrera, J. Carot, and A. Di Prisco, “Frame dragging and super-energy,” *Phys. Rev.* **D76** (2007) 044012, [arXiv:0707.0867](https://arxiv.org/abs/0707.0867).
- [61] I. Ciufolini and E. C. Pavlis, “A confirmation of the general relativistic prediction of the Lense-Thirring effect,” *Nature* **431** (2004) 958–960.
- [62] I. Ciufolini, “Dragging of inertial frames,” *Nature* **449** (2007) 41–47.
- [63] H. Elvang and P. Figueras, “Black saturn,” *JHEP* **2007** no. 05, (2007) 050.
- [64] P. Čížek and O. Semerák, “Perturbation of a Schwarzschild Black Hole Due to a Rotating Thin Disk,” *The Astrophysical Journal Supplement Series* **232** (2017) 14, [arXiv:1710.07109](https://arxiv.org/abs/1710.07109).
- [65] J. M. Bardeen, W. H. Press, and S. A. Teukolsky, “Rotating Black Holes: Locally Nonrotating Frames, Energy Extraction, and Scalar Synchrotron Radiation,” *The Astrophysical Journal* **178** (1972) 347–370.
- [66] J. M. Bardeen, “A Variational Principle for Rotating Stars in General Relativity,” *The Astrophysical Journal* **162** (1970) 71.
- [67] O. Semerák, “What forces act in relativistic gyroscope precession?,” *Classical and Quantum Gravity* **13** (1996) 2987–2994.
- [68] J. M. Cohen and B. Mashhoon, “Standard clocks, interferometry, and gravitomagnetism,” *Physics Letters A* **181** (1993) 353 – 358.

- [69] W. B. Bonnor and B. R. Steadman, “The gravitomagnetic clock effect,” *Classical and Quantum Gravity* **16** no. 6, (1999) 1853. <http://stacks.iop.org/0264-9381/16/i=6/a=318>.
- [70] D. Bini, R. T. Jantzen, and B. Mashhoon, “Gravitomagnetism and relative observer clock effects,” *Class. Quant. Grav.* **18** (2001) 653–670, [arXiv:gr-qc/0012065](https://arxiv.org/abs/gr-qc/0012065).
- [71] R. Maartens, B. Mashhoon, and D. R. Matravers, “Holonomy and gravitomagnetism,” *Class. Quant. Grav.* **19** (2002) 195–202, [arXiv:gr-qc/0104049](https://arxiv.org/abs/gr-qc/0104049).
- [72] B. Schutz, *Gravity from the Ground Up: An Introductory Guide to Gravity and General Relativity*. Cambridge University Press, 2003. See pp. 246–251.
- [73] R. P. Feynman, R. B. Leighton, and M. Sands, *The Feynman Lectures on Physics, Vol. II*. Addison Wesley, 1964. <http://www.feynmanlectures.info/>.
- [74] W. B. Bonnor and B. R. Steadman, “The gravitomagnetic clock effect,” *Classical and Quantum Gravity* **16** (1999) 1853–1861.
- [75] B. Mashhoon and N. Santos, “Rotating cylindrical systems and gravitomagnetism,” *Annalen der Physik* **9** no. 1, 49–63.
- [76] A. Tartaglia, “Detection of the gravitomagnetic clock effect,” *Class. Quant. Grav.* **17** (2000) 783–792, [arXiv:gr-qc/9909006](https://arxiv.org/abs/gr-qc/9909006).
- [77] Y. Aharonov and D. Bohm, “Significance of electromagnetic potentials in the quantum theory,” *Phys. Rev.* **115** (Aug, 1959) 485–491.
- [78] H. Stephani, D. Kramer, M. A. H. MacCallum, C. Hoenselaers, and E. Herlt, *Exact solutions of Einstein’s field equations*. Cambridge University Press, 2004.
- [79] M. F. A. da Silva, L. Herrera, F. M. Paiva, and N. O. Santos, “On the parameters of Lewis metric for the Lewis class,” *Class. Quant. Grav.* **12** (1995) 111–118, [arXiv:gr-qc/9607057](https://arxiv.org/abs/gr-qc/9607057).
- [80] W. J. van Stockum, “IX. The Gravitational Field of a Distribution of Particles Rotating about an Axis of Symmetry,” *Proceedings of the Royal Society of Edinburgh* **57** (1938) 135–154.
- [81] T. Levi-Civita, “Republication of: Einsteinian ds2 in newtonian fields. ix: The analog of the logarithmic potential,” *General Relativity and Gravitation* **43** no. 8, (2011) 2321–2330.
- [82] M. A. H. MacCallum, “Editorial note to: T. Levi-Civita, The physical reality of some normal spaces of Bianchi and to: Einsteinian ds2 in Newtonian fields. IX: The analog of the logarithmic potential,” *General Relativity and Gravitation* **43** no. 8, (2011) 2297–2306.
- [83] W. B. Bonnor, “Physical interpretation of vacuum solutions of Einstein’s equations. Part I. Time-independent solutions,” *General Relativity and Gravitation* **24** no. 5, (1992) 551–574.
- [84] R. Gautreau and R. B. Hoffman, “Exact solutions of the einstein vacuum field equations in weyl co-ordinates,” *Nuovo Cimento B* **61** (1969) 411–424.
- [85] W. B. Bonnor and M. A. P. Martins, “The interpretation of some static vacuum metrics,” *Classical and Quantum Gravity* **8** no. 4, (Apr, 1991) 727–738.
- [86] M. F. A. da Silva, L. Herrera, F. M. Paiva, and N. O. Santos, “The levi-civita space-time,” *Journal of Mathematical Physics* **36** no. 7, (1995) 3625–3631.
- [87] W. B. Bonnor and W. Davidson, “Interpreting the levi-civita vacuum metric,” *Classical and Quantum Gravity* **9** no. 9, (Sep, 1992) 2065–2068.
- [88] W. B. Bonnor, *The Static Cylinder in General Relativity*, pp. 113–119. Springer New York, New York, NY, 1999.
- [89] T. G. Philbin, “Perfect-fluid cylinders and walls – sources for the levi-civita spacetime,” *Classical and Quantum Gravity* **13** no. 5, (1996) 1217–1232.
- [90] C. B. G. McIntosh, R. Arianrhod, S. T. Wade, and C. Hoenselaers, “Electric and magnetic Weyl tensors: classification and analysis,” *Classical and Quantum Gravity* **11** (Jun, 1994) 1555–1564.
- [91] L. Herrera and N. O. Santos, “On the gravitomagnetic effects in cylindrically symmetric space-times,” *J. Math. Phys.* **42** (2001) 4956–4962, [arXiv:gr-qc/0107040](https://arxiv.org/abs/gr-qc/0107040).
- [92] W. B. Bonnor, “Solution of Einstein’s equations for a line-mass of perfect fluid,” *Journal of Physics A: Mathematical and General* **12** no. 6, (1979) 847–851.
- [93] W. Israel, “Line sources in general relativity,” *Phys. Rev. D* **15** (Feb, 1977) 935–941.
- [94] L. Marder, “Gravitational Waves in General Relativity. I. Cylindrical Waves,” *Proceedings of the Royal Society of London Series A* **244** (1958) 524–537.
- [95] A. Z. Wang, M. F. A. da Silva, and N. O. Santos, “On parameters of the Levi-Civita solution,” *Classical and Quantum Gravity* **14** no. 8, (1997) 2417–2423.
- [96] O. Semerák, “Extremally accelerated observers in stationary axisymmetric spacetimes,” *General Relativity and Gravitation* **28** (Sep, 1996) 1151–1155.
- [97] O. Semerák, “Gravitomagnetic clock effect and extremely accelerated observers,” *Classical and Quantum Gravity* **16** no. 11, (1999) 3769–3770.
- [98] M. L. Ruggiero, “The Sagnac effect in curved space-times from an analogy with the Aharonov-Bohm effect,” *Gen.*

- Rel. Grav.* **37** (2005) 1845–1855, [arXiv:gr-qc/0510047](#).
- [99] G. Rizzi and M. L. Ruggiero, “The Sagnac phase shift suggested by the Aharonov-Bohm effect for relativistic matter beams,” *Gen. Rel. Grav.* **35** (2003) 1745–1760, [arXiv:gr-qc/0305046](#).
- [100] G. Rizzi and M. L. Ruggiero, “The Relativistic Sagnac effect: Two derivations,” [arXiv:gr-qc/0305084](#).
- [101] M. L. Ruggiero and A. Tartaglia, “A Note on the Sagnac Effect and Current Terrestrial Experiments,” *Eur. Phys. J. Plus* **129** (2014) 126, [arXiv:1403.6341 \[gr-qc\]](#).
- [102] A. Barros, V. B. Bezerra, and C. Romero, “Global aspects of gravitomagnetism,” *Mod. Phys. Lett.* **A18** (2003) 2673–2679, [arXiv:gr-qc/0307062](#).
- [103] M. L. Ruggiero and A. Tartaglia, “A note on the sagnac effect for matter beams,” *The European Physical Journal Plus* **130** no. 5, (May, 2015) 90.
- [104] J. S. Dowker, “A gravitational Aharonov-Bohm effect,” *Il Nuovo Cimento B (1965-1970)* **52** (1967) 129–135.
- [105] L. H. Ford and A. Vilenkin, “A gravitational analogue of the Aharonov-Bohm effect,” *Journal of Physics A: Mathematical and General* **14** (1981) 2353–2357.
- [106] M. Nouri-Zonoz and A. Parvizi, “Gaussian curvature and global effects: Gravitational Aharonov-Bohm effect revisited,” *Phys. Rev.* **D88** no. 2, (2013) 023004, [arXiv:1306.1883](#).
- [107] J. Podolsky, R. Steinbauer, and R. Svarc, “Gyratonic pp-waves and their impulsive limit,” *Phys. Rev.* **D90** no. 4, (2014) 044050, [arXiv:1406.3227](#).
- [108] A. Tartaglia, “Geometric treatment of the gravitomagnetic clock effect,” *General Relativity and Gravitation* **32** no. 9, (Sep, 2000) 1745–1756.
- [109] J. Ehlers and W. Kundt, *Gravitation: an Introduction to current research*, ed. L. Witten. 1962.
- [110] A. Barnes, “Static perfect fluids in general relativity,” *Journal of Physics A: General Physics* **5** (1972) 374–393.
- [111] L. Wylleman and D. Beke, “Expanding perfect fluid generalizations of the C-metric,” *Phys. Rev.* **D81** (2010) 104038, [arXiv:1001.5263](#).
- [112] N. V. den Bergh and P. Wils, “A class of stationary Einstein-Maxwell solutions with cylindrical symmetry,” *Journal of Physics A: Mathematical and General* **16** no. 16, (1983) 3843–3851.
- [113] S. Harris, “Conformally stationary spacetimes,” *Classical and Quantum Gravity* **9** no. 7, (1992) 1823–1827.
- [114] M. T. Anderson, “On stationary vacuum solutions to the Einstein equations,” *Annales Henri Poincare* **1** (2000) 977, [arXiv:gr-qc/0001091](#).
- [115] S. Bazański, “Is the geodesic hypothesis in general relativity falsifiable?,” *Banach Center Publications* **41** (1997) 273–285.
- [116] W. B. Bonnor, “The magnetic Weyl tensor and the van Stockum solution,” *Classical and Quantum Gravity* **12** no. 6, (1995) 1483.
- [117] R. Opher, N. O. Santos, and A. Wang, “Geodesic motion and confinement in van Stockum space-time,” *Journal of Mathematical Physics* **37** (1996) 1982–1990.