

Hyperbolic Multiplex Network Embedding with Maps of Random Walk

Peiyua Sun

sunpy@act.buaa.edu.cn

Beijing Advanced Institution on Big Data and Brain Computing, Beihang University
Beijing, China

ABSTRACT

Recent research on network embedding in hyperbolic space have proven successful in several applications. However, nodes in real world networks tend to interact through several distinct channels. Simple aggregation or ignorance of this multiplexity will lead to misleading results. On the other hand, there exists redundant information between different interaction patterns between nodes. Recent research reveals the analogy between the community structure and the hyperbolic coordinate. To learn each node's effective embedding representation while reducing the redundancy of multiplex network, we then propose a unified framework combing multiplex network hyperbolic embedding and multiplex community detection. The intuitive rationale is that high order node embedding approach is expected to alleviate the observed network's sparse and noisy structure which will benefit the community detection task. On the contrary, the improved community structure will also guide the node embedding task. To incorporate the common features between channels while preserving unique features, a random walk approach which traversing in latent multiplex hyperbolic space is proposed to detect the community across channels and bridge the connection between node embedding and community detection. The proposed framework is evaluated on several network tasks using different real world dataset. The results demonstrates that our framework is effective and efficiency compared with state-of-the-art approaches.

KEYWORDS

multiplex network, network embedding, modular flow, multiplex community

ACM Reference Format:

Peiyua Sun. 2022. Hyperbolic Multiplex Network Embedding with Maps of Random Walk. In *Proceedings of ACM Conference (Conference'17)*. ACM, New York, NY, USA, 7 pages. <https://doi.org/10.1145/nmmnnnnn.nmmnnnnn>

1 INTRODUCTION

Network embedding learns for each node a coordinate in latent space. It has proven in several important network tasks such as node classification, community detection, etc. Most current network

Permission to make digital or hard copies of all or part of this work for personal or classroom use is granted without fee provided that copies are not made or distributed for profit or commercial advantage and that copies bear this notice and the full citation on the first page. Copyrights for components of this work owned by others than ACM must be honored. Abstracting with credit is permitted. To copy otherwise, or republish, to post on servers or to redistribute to lists, requires prior specific permission and/or a fee. Request permissions from permissions@acm.org.
Conference'17, July 2017, Washington, DC, USA

© 2022 Association for Computing Machinery.
ACM ISBN 978-x-xxxx-xxxx-x/YY/MM...\$15.00
<https://doi.org/10.1145/nmmnnnnn.nmmnnnnn>

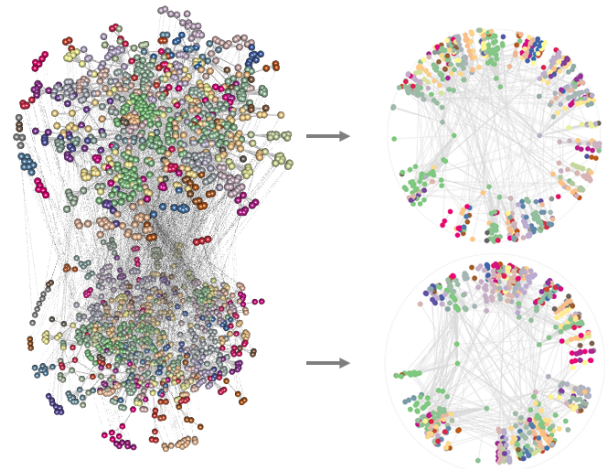


Figure 1: Multiplex network of arxiv coauthor network[19]. Each layer has distinctive community structure. After mapping each layer into separate hyperbolic space, it can be found that nodes belonging to the same community tend to locate in the narrow sector areas.

embedding approaches[38][32] assume a single type relationship between nodes. However, in real world, nodes tend to interact with each other in distinct ways. Simple aggregation or ignorance of this multiplexity will lead to misleading results[5][17].

Recently, several network embedding approaches for multiplex networks have been proposed[45][25][8][36][33][24]. Most of them aim to incorporate the common features while preserving distinct characters of each layer.

In this work we follow this idea by employing a novel multiplex community approach through which the common features between different layers are shared. Several community analysis on the multiplex network have been proposed. The key assumption of these work is that nodes share the same block structure over the multiple layers, but the class connection probabilities may vary across layers[39][16]. [37] extends this assumption by that the multiplex network has a group structure of layers. All layers in the same group share the same community assignments. Another lines of work employ the information tools to quantify the similarities between layers[12][10]. Then hierarchical cluster analysis can be performed by the layers distance metric. [21] defined a supra-adjacency matrix in which the transition probabilities are locally adapted. We extend this idea in a further step by means of modular flow identification. The intuitive idea is that if we guide

a random walker to traverse in multiple latent hyperbolic spaces corresponding to each layer. Then the multiplex modular means the random walker stayed for a relatively long time. We argue that multiplex modular reveals the local similarity structure between layers. This is the most significant difference compared with all previous methods.

Most current embedding methods compute the latent node coordinates in Euclidean space. However, according to recent researches[30][20], hyperbolic space is considered as a more reasonable latent space than Euclidean space. As scale-free and high clustering coefficient, the two most fundamental and ubiquitous properties, emerge naturally in hyperbolic space. Several hyperbolic embedding approaches have also been proposed[28][31][29]. However, none of these methods consider the multiplexity. The second rationale behind the hyperbolic space comes from recent findings on the analogy between hyperbolic embedding and community structure[13][42]. We then are inspired by these findings and extend them to multiplex community scenario. This bridges the gap between single layer's unique structure and similarities between layers. More specifically, we force the node's hyperbolic coordinates within one multiplex community to be close to each other while preserving each layer's own structure. One maybe tempted to perform hyperbolic embedding after the multiplex community detection. However, as several previous work proved[7][42][23], these two tasks benefit each other reciprocally. We then propose a unified framework for multiplex community detection and hyperbolic embedding learning for each node. In the start step, preliminary hyperbolic embeddings are obtained by preserving one and two order proximity. The modular flow approach is then employed to perform the multiplex community detection. However, compared with its origin idea, we modified the random walker to traverse in the latent hyperbolic space with a teleportation jump to neighbor node in any layer. A community coherence regularizer is then used to confine the coordinates within one community. This coherence is inspired by the Kuramoto model. Since the hyperbolic space in this work employs the polar coordinates. The angular coordinates are forced to be close further. These three steps are iterated until a local minima result is obtained.

We summarize our contribution as follows:

- We propose a unified approach to simultaneously perform the network embedding and multiplex community detection task.
- We perform the convergence analysis on the proposed approach.
- We evaluate the approach on multiple real-world dataset. The result demonstrates that our approach excels in several network analysis tasks with regard to state-of-the-art baselines.

2 METHOD

2.1 Hyperbolic embedding of network

Each node i in the multiplex network is associated with a latent hyperbolic coordinate: (r_i, θ_i) . Following [30][20], the hyperbolic distance between node i and j is:

$$\begin{aligned} x_{st} &= \frac{1}{2} \operatorname{arccosh}(\cosh 2r_i \cosh 2r_j - \sinh 2r_i \sinh 2r_j \cos \theta_{ij}) \\ &\approx r_i + r_j + \ln \frac{\Delta \theta_{ij}}{2} \end{aligned} \quad (1)$$

The hyperbolic distance matrix between nodes in multiplex network with N nodes and layer β is denoted as:

$$\vec{X}^\beta = \begin{bmatrix} X_{11}^\beta & X_{12}^\beta & \cdots & X_{1N}^\beta \\ X_{21}^\beta & X_{22}^\beta & \cdots & X_{2N}^\beta \\ \vdots & \vdots & \ddots & \vdots \\ X_{N1}^\beta & X_{N2}^\beta & \cdots & X_{NN}^\beta \end{bmatrix}$$

The hyperbolic distance matrix is symmetric.

Given the hyperbolic distance between nodes i and j , the connection probability is:

$$p(v_i, v_j) = \frac{1}{1 + e^{(x_{ij} - R_j)/T}} \quad (2)$$

Then following the conventional network embedding method[38][31][29], the first requirement is to preserve the first-order proximity:

$$\begin{aligned} O_1 &= - \sum_{\alpha=1}^L \sum_{(v_i^\alpha, v_j^\alpha) \in \epsilon_{pos}} \log p(v_i^\alpha, v_j^\alpha) \\ &+ \sum_{\alpha=1}^L \sum_{(v_i^\alpha, v_j^\alpha) \in \epsilon_{neg}} \log (1 - p(v_i^\alpha, v_j^\alpha)) \end{aligned} \quad (3)$$

2.2 Latent multiplex modular flow

Denote the transition probability matrix as $\vec{Q} \in \mathbb{R}^{NL \cdot NL}$. The $\vec{Q} \in \mathbb{R}^{NL \cdot NL}$ has a block structure where the diagonal matrix $Q^{\alpha\alpha}$ is the transition probability matrix within layer α and the off-diagonal element $Q^{\alpha\beta}$ is the teleportation probability matrix between layers α and β :

$$\vec{Q} = \begin{bmatrix} Q^{11} & Q^{12} & \cdots & Q^{1L} \\ Q^{21} & Q^{22} & \cdots & Q^{2L} \\ \vdots & \vdots & \ddots & \vdots \\ Q^{L1} & Q^{L2} & \cdots & Q^{LL} \end{bmatrix}$$

We connect the modular flow identification and node embedding through random walk over the latent hyperbolic space[2]. Then the transition probability matrix can be transformed to the matrix form:

$$Q^{\alpha\beta} = \begin{cases} (1-r) \cdot s^{\beta-1} \cdot X^\beta + r \cdot S^{-1} \cdot X^\beta & \alpha = \beta \\ r \cdot S^{-1} \cdot X^\beta & \alpha \neq \beta \end{cases} \quad (4)$$

where:

$$\begin{aligned} s^\beta &= \operatorname{diag}\{s_i^\beta\}, & s_i^\beta &= \sum_j x_{ij}^\beta \\ S &= \operatorname{diag}\{S_i\}, & S_i &= \sum_\beta \sum_j x_{ij}^\beta \end{aligned}$$

Obviously, the transition matrix \vec{Q} is not symmetric. For example:

$$\begin{aligned}
Q_{ij}^{\alpha\beta} &= r \cdot \frac{X_{ij}^\beta}{\sum_j \sum_\beta X_{ij}^\beta} \\
Q_{ji}^{\beta\alpha} &= r \cdot \frac{X_{ji}^\alpha}{\sum_i \sum_\beta X_{ji}^\beta} \\
Q_{ij}^{\alpha\beta} &\neq Q_{ji}^{\beta\alpha}
\end{aligned} \tag{5}$$

The stationary distribution matrix $\vec{P} \in \mathbb{R}^{1 \cdot NL}$ can be obtained through power iteration method[41]:

$$\vec{P} = \vec{P} \cdot \vec{Q} \tag{6}$$

Specifically, the \vec{P} can be initialized with $\vec{1}$. Then running the iteration equation repeatedly until the gap between P_{t+1} and \vec{P}_t become sufficient small.

2.3 Multiplex map equation

Following [34][11][25][42][40], denote M as a partition of multiplex network. q_\sim denotes the jumping probability between modulars. $p_{l\cup}$ denotes the transition probability within modular l .

$$\begin{aligned}
L(M) &= q_\sim \cdot H(Q) + \sum_{l=1}^M p_{l\cup} \cdot H(p_l) \\
&= -tr(HQH^T \mathbf{1}) \cdot \log(tr(HQH^T \mathbf{1})) \\
&\quad + 2 \sum_{i=1}^m \left\{ (I_i H Q H^T \mathbf{1}_i^T) \cdot \log(I_i H Q H^T \mathbf{1}_i^T) \right\} \\
&\quad - \sum_{i=1}^m \left\{ I_i H Q H^T \mathbf{1}_i^T + S H_i^T \right\} \cdot \log \left\{ I_i H Q H^T \mathbf{1}_i^T + S H_i^T \right\}
\end{aligned} \tag{7}$$

where, H denotes the membership indication matrix.

$$H \in \{0, 1\}^{m \cdot NL}$$

S denotes the stationary distribution matrix.

$$S \in \mathbb{R}^{1 \cdot NL}$$

I_m denotes the modular extraction vector from the identity matrix.

$$I_m = [0, \dots, 1, \dots, 0] \in \{0, 1\}^{1 \cdot m}$$

$\mathbf{1}_m$ denotes the summation vector.

$$\mathbf{1}_m = [1, \dots, 0, \dots, 1] \in \{0, 1\}^{1 \cdot m}$$

The complete 1 matrix is:

$$\mathbf{1} = \begin{bmatrix} 1_1 \\ 1_2 \\ \vdots \\ 1_M \end{bmatrix} = \begin{bmatrix} 0 & 1 & \cdots & 1 \\ 1 & 0 & \cdots & 1 \\ \vdots & \vdots & \ddots & \vdots \\ 1 & 1 & \cdots & 0 \end{bmatrix}$$

Then the second idea is to relate modular identification and latent hyperbolic coordinates.

$$O_2 = L(M) \tag{8}$$

2.4 Angular coordinate coherence

As revealed by [13][43][18][19], nodes within the same communities are likely to have similar angular coordinates. We generalized this finding to multiplex scenario. Following [13], we introduce the angular coherence to measures the coherence degree of angular coordinates within group g (resemble the order parameter in Kuramoto model[22]). It is worth noting that the group g here involving the multiplex modular identified by map equation.

$$\xi_g e^{i\phi_g} = \frac{1}{n_g} \sum_{j=1}^N \delta_{\sigma_j, g} e^{i\theta_j}$$

$$\xi_g (\cos\phi_g + i\sin\phi_g) = \frac{1}{n_g} \sum_{j=1}^N \delta_{\sigma_j, g} (\cos\theta_j + i\sin\theta_j)$$

$$\begin{cases} \xi_g \cos\phi_g = \frac{1}{n_g} \sum_{j=1}^N (\delta_{\sigma_j, g} \cos\theta_j) \\ \xi_g \sin\phi_g = \frac{1}{n_g} \sum_{j=1}^N (\delta_{\sigma_j, g} \sin\theta_j) \end{cases}$$

$$\xi_g^2 (\cos^2\phi_g + \sin^2\phi_g) = \left\{ \frac{1}{n_g} \sum_{j=1}^N (\delta_{\sigma_j, g} \cos\theta_j) \right\}^2 + \left\{ \frac{1}{n_g} \sum_{j=1}^N (\delta_{\sigma_j, g} \sin\theta_j) \right\}^2$$

$$\xi_g = \frac{1}{n_g} \sqrt{\left\{ \sum_{j=1}^N (\delta_{\sigma_j, g} \cos\theta_j) \right\}^2 + \left\{ \sum_{j=1}^N (\delta_{\sigma_j, g} \sin\theta_j) \right\}^2} \tag{9}$$

Denote the trigonometric value of multiplex network as:

$$T = \begin{bmatrix} T^1 \\ T^\alpha \\ \vdots \\ T^L \end{bmatrix} \in \mathbb{R}^{NL \cdot 2}$$

where T^α defines the block structure for layer α :

$$T^\alpha = \begin{bmatrix} \cos\theta_1 & \sin\theta_1 \\ \cos\theta_2 & \sin\theta_2 \\ \vdots & \vdots \\ \cos\theta_N & \sin\theta_N \end{bmatrix} \in \mathbb{R}^{N \cdot 2}$$

Then the third idea is to enforce nodes' angular coordinates from each layer within one modular to be close by means of angular coherence term.

$$O_3 = - \sum_{m=1}^M \frac{\|H_m \cdot T\|_F}{\|H_m\|_F^2} \tag{10}$$

$$\frac{\partial O_3}{\partial \theta_i} = - \sum_{m=1}^M \frac{\left(\sum_{j=1}^N (\delta_{\sigma_j, g} \cos \theta_j) \right) \delta_{\sigma_i, g} \cos \theta_i - \left(\sum_{j=1}^N (\delta_{\sigma_j, g} \cos \theta_j) \right) \delta_{\sigma_i, g} \sin \theta_i}{\|H_m\|_F^2 \cdot \|H_m \cdot T\|_F} \quad (11)$$

2.5 Optimization formulation

Putting all above three ideas together, the loss function to optimize the hyperbolic embedding of multiplex network is:

$$\mathcal{L}(\Theta, H, R) = O_1(\Theta, R) + O_2(H, \Theta) + O_3(H, \Theta) \quad (12)$$

Then our final output is:

$$(\Theta^*, H^*, R^*) = \operatorname{argmin} \mathcal{L}(\Theta, H, R) \quad (13)$$

The intuitive idea is to pipeline the community detection and network embedding. However, as revealed by previous researches, these two tasks benefit each other. One intuitive reason is that real networks are always sparse and noisy. While network embedding always incorporates higher order proximity which improves the node representation performance. Then community detection based on network embedding will enhance the performance.

We will first outline our optimization process.

- (1) Based on observed network topology, preliminary latent coordinates will be inferred.
- (2) Multiplex community detection will then be performed through multiplex map equation. It should be noted that the random walker is guided by latent hyperbolic coordinates.
- (3) Based on current multiplex community detection result, the angular coordinates within one community will be forcing closing.

The above three procedures will be optimized iteratively until all subproblems converge to the local minima.

2.6 Hyperbolic layout analysis

We first clarify the notations used in this work. Then two theorems based on the random hyperbolic graph model are proposed to guide the node's latent hyperbolic coordinates layout. We denote the graph as $G = (V, E)$, where V and E corresponds to the node set and edge set respectively.

Volume, cut and conductance. Recall that for $S \subseteq V$, $\operatorname{vol}(S) = \sum_{v \in S} \deg(v)$. The cut induced by S is denoted as $\partial S = \{uv, u \in S, v \in \bar{S}\}$ where \bar{S} denotes the complementary set of S . The conductance of S is defined as:

$$h(S) = \frac{|\partial S|}{\min \{\operatorname{vol}(S), \operatorname{vol}(\bar{S})\}} \quad (14)$$

For later proof we also propose the notation of relative conductance of two set A and B as:

$$R(A, B) = \frac{|E(A, B)|}{\min \{\operatorname{vol}(A), \operatorname{vol}(\bar{B})\}} \quad (15)$$

which measures the closeness of two communities node set within.

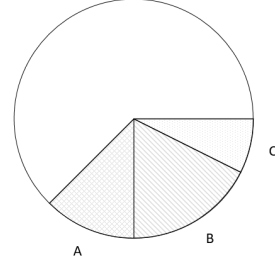


Figure 2: Illustration for sector area A, B and C

THEOREM 1. For three communities A, B and C generated by random hyperbolic graph model, if the communities are arranged as the sequential order, then the following inequality holds:

$$R(A, B) > R(A, C) \quad (16)$$

PROOF. assume A, B and C corresponds to three sector areas with angular $\Delta\theta_A$, $\Delta\theta_B$ and $\Delta\theta_C$ respectively. Then inequality 16 is defined as:

$$\frac{E(A, B)}{\min \{\operatorname{vol}(A), \operatorname{vol}(B)\}} > \frac{E(A, C)}{\min \{\operatorname{vol}(A), \operatorname{vol}(C)\}} \quad (17)$$

First, since nodes distribute uniformly in the hyperbolic disk. The expected number of nodes in sector S with angular $\Delta\theta$ is:

$$\mathbb{E}(|S|) = \frac{\Delta\theta}{2\pi} N \quad (18)$$

We then estimate the expected number of edges between two sector areas.

$$\mathbb{E}(|E(S, \bar{S})|) = |S| |\bar{S}| \cdot \mathbb{P}(u \in S, v \in \bar{S}, u \sim v) \quad (19)$$

We divide the above probability into two cases depend on whether $r_u + r_v < R$.

For $r_u + r_v < R$,

$$\begin{aligned} P_1 &= \iint_{r_u + r_v < R} f(r_u) f(r_v) dr_u dr_v \\ &= \frac{\alpha}{2C^2(\alpha, R)} R \cdot \sinh(\alpha R) + \frac{\cosh(\alpha R)}{C^2(\alpha, R)} - \frac{1}{C^2(\alpha, R)} \\ &= O(R) e^{-\alpha R} \end{aligned} \quad (20)$$

For $r_u + r_v \geq R$,

$$\begin{aligned} P_2 &= \frac{(\theta_R - \theta_B)^2}{2\theta_A \theta_C} \iint_{r_u + r_v \geq R} f(r_u) f(r_v) dr_u dr_v \\ &= \frac{\alpha e^R}{2\theta_A \theta_C C^2(\alpha, R)} \cdot O(R) \cdot e^{-\alpha R} \end{aligned} \quad (21)$$

□

Theorem 1 indicates that the communities can be distributed on the hyperbolic disk according to their relative conductance correlation.

THEOREM 2. For two communities A and B generated by random hyperbolic graph model, if both communities are with local minimal conductances, then the following inequality holds w.e.p:

$$h(A \cup B) > \min \{h(A), h(B)\} \quad (22)$$

PROOF. We assume $h(A) > h(B)$ without loss of generality. And the set A , B and $A \cup B$ is relatively small compared with the corresponding complementary set. Then we need to prove $h(B) < h(A \cup B)$ holds:

$$\begin{aligned} h(B) < h(A \cup B) &= \frac{\partial A}{\text{vol}(A)} - \frac{\partial A + \partial B - 2E(A, B)}{\text{vol}(A) + \text{vol}(B)} \\ &= \frac{\partial A \text{vol}(B) - \partial B \text{vol}(A) + 2\text{vol}(A)E(A, B)}{\text{vol}(A)(\text{vol}(A) + \text{vol}(B))} \end{aligned} \quad (23)$$

which is equivalent to prove the numerator is greater than 0:

$$\begin{aligned} \partial A \text{vol}(B) - \partial B \text{vol}(A) + 2\text{vol}(A)E(A, B) &< 0 \\ \Leftrightarrow \frac{\partial B}{\text{vol}(B)} < \frac{\partial A - 2E(A, B)}{\text{vol}(A)} \end{aligned} \quad (24)$$

□

Theorem 2 indicates that with high probability the nodes within the same community will locate in one continuous sector area instead of dispersed areas.

2.7 Resolution Limit Analysis on Map Equation

THEOREM 3. For networks with total number of L links, the number of modules that infomap algorithm detects has intrinsic scale as following:

$$m^* = O(L/\ln L) \quad (25)$$

PROOF. Recall that the original infomap algorithm is to minimize the following equation:

$$\begin{aligned} L(M) &= q_{\sim} H(Q) + \sum_{i=1}^M p_i^i H(P_i) \\ &= \left(\sum_{i=1}^m q_{i\sim} \right) \log \left(\sum_{i=1}^m q_{i\sim} \right) - 2 \sum_{i=1}^m q_{i\sim} \log q_{i\sim} \\ &\quad + \sum_{i=1}^m \left(q_{i\sim} + \sum_{\alpha \in i} p_{\alpha} \right) \log \left(q_{i\sim} + \sum_{\alpha \in i} p_{\alpha} \right) \end{aligned} \quad (26)$$

where M denotes a partition of the network. For a undirected un-weighted network, we can easily get the following formulas.

$$\begin{aligned} q_{i\sim} &= \sum_{\alpha \in i, \beta \notin i} p_{\alpha} p_{\beta} \\ &= \sum_{\alpha \in i, \beta \notin i} \frac{d_{\alpha}}{d} \frac{A_{\alpha} \beta}{d_{\alpha}} \\ &= \frac{\text{cut}(i)}{d} \end{aligned} \quad (27)$$

We plug in the above formulas and denotes $\text{vol}(i)$ as the sum of nodes' degree in partition i and transform the original map equation

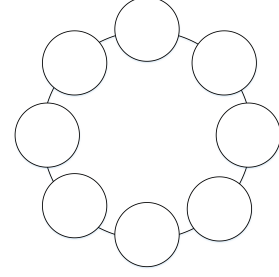


Figure 3: Illustration for ring structure of modulars

as following:

$$\begin{aligned} L(M) &= \left(\sum_{i=1}^m \frac{\text{cut}(i)}{d} \right) \log \left(\sum_{i=1}^m \frac{\text{cut}(i)}{d} \right) \\ &\quad - 2 \sum_{i=1}^m \frac{\text{cut}(i)}{d} \log \frac{\text{cut}(i)}{d} \\ &\quad + \sum_{i=1}^m \left(\frac{\text{cut}(i)}{d} + \frac{\text{vol}(i)}{d} \right) \log \left(\frac{\text{cut}(i)}{d} + \frac{\text{vol}(i)}{d} \right) \end{aligned} \quad (28)$$

We first compute the derivative of $L(M)$ with respect to $\text{cut}(i)$:

$$\frac{\partial L}{\partial \text{cut}(i)} = \frac{1}{d} \log \frac{\sum_{i=1}^m \text{cut}(i) (\text{cut}(i) + \text{vol}(i))}{\text{cut}(i)^2} \quad (29)$$

which is always greater than 0 which states that the value of map equation will increase as the increasing of total cut edges between modulars. On the other hand, we can employ the lagrange multiplier method to compute the maxima of $L(M)$ with regards to $\text{vol}(i)$.

$$L' = L(M) + \lambda \left(\sum_{i=1}^m \text{vol}(i) - d \right) \quad (30)$$

We perform derivative on map equation with the total volumes constraints as following:

$$\frac{L'}{\text{vol}(i)} = \frac{1}{d} \log \frac{\text{cut}(i) + \text{vol}(i)}{d} + \frac{1}{d} + \lambda \quad (31)$$

We let the above derivative equals to 0 and get the conclusion that the map equation maximizes when each modular's volume and cut is identical.

$$\text{cut}(i) + \text{vol}(i) = \frac{\sum_{i=1}^m \text{cut}(i) + d}{m} \quad (32)$$

For clarity and simplicity of mathematical analysis, we assume each $\text{cut}(i)$ equals 2 which means that the modular structures as a ring. Then the map equation transforms to the following forms under the above assumption:

$$L(M) = \frac{2m}{d} \log \frac{2m}{d} - \frac{4m}{d} \log \frac{2}{d} + \frac{2m+d}{d} \log \frac{2m+d}{dm} \quad (33)$$

Then we compute the maxima by performing derivatation of the above formula. However we get a transcendental equation.

$$\log(m+L) = \frac{L}{m} - 1 \quad (34)$$

which can only be approximation by numerical methods. While after observation, we can get a well approximated analytical solution:

$$m = \frac{L}{\ln L} \quad (35)$$

which has constant distortion with the optimal solution since the error goes to constant 1 when L goes to infinity

$$error = \ln \left(1 + \frac{1}{\ln L} \right) + 1 \rightarrow 1 \quad (36)$$

which ends the proof. \square

3 RELATED WORK

In this section, We review and differentiate the related work, including: network embedding, hyperbolic embedding and community detection.

3.1 Network Embedding

Network embedding aims to map each node in network to a continuous and distributed coordinate in a latent space. The embedding coordinates could reduce the sparsity and noise representation of conventional adjacency matrix. Various previous researches have shown its effectiveness and efficiency in several network tasks, including: node classification, link prediction and community detection[9].

Inspired by word2vec[26], random walk based approaches are proposed. Deepwalk[32] uses node sequence generated by random walk as a equivalent of sentence. Node2vec[15] proposes more flexible explore strategies for random walkers. Consequently, more diverse neighbor sequence can be generated.

Matrix factorization is another popular and effective technique employed in network embedding. The representative work in this category is Grarep[6], which captures the different step relationship by performing matrix factorization on different transition matrices.

Another line of work computes the node embedding by preserving proximity between nodes up to different orders. LINE[38] preserves the first-order and second-order proximity by approximating the empirical distribution of edge and neighbor node with sigmoid and softmax distributions. AROPE[47] proposes a arbitrary order proximity preserved embedding method based on SVD framework.

Besides the local structure information. Statistical property preserving network embedding has also attracted lots of attentions. [42] preserves both the mesoscopic community structure of network, one of the most prominent property of network, and the microscopic structure features. [14] computes the node embedding while preserving the ubiquitous macroscopic scale-free property. [23] learns node embeddings from not only community-aware proximity but also global node ranking.

However, all above embedding methods do not consider the multiplexity of network. Due to the complementary while redundant information of multiplex network, simple concatenation or summation of embedding is not feasible. Researchers propose several methods for multiplex network. [45] learns each node a shared common embedding and a additional embedding for each type of relation. [33] employs the attention mechanism to infer the robust

node representations across multiple view. In this work, we propose a multiplex network embedding method that maps each node into a latent hyperbolic space while preserving the multiplex community structure.

3.2 Hyperbolic Embedding

The seminal work that assumes hyperbolic geometry underlies the network is [20]. However, the plausibility that network nodes exist in hidden metric spaces is proved in [35]. With the underlying hyperbolic space assumption, scale free and strong clustering emerge naturally as the negative curvature geometry properties. Since then, the first and second order proximity based hyperbolic embedding approaches are proposed[31][29]. The latent hyperbolic coordinates employed on AS (Autonomous System) Internet topology reveal interesting and promising result. The ASs locates at smaller angular distances tend to be geographically closer. [4] improves the embedding efficiency to quasilinear runtime. [1] employs the laplacian to infer the hyperbolic coordinates instead of the conventional proximity preservation. This series of work embed each node with the Poincaré disk model. [28] and [3] propose to embed hierarchical data into Poincaré ball model instead, as it is well-suited for gradient-based optimization. [43] and [13] find that the latent hyperbolic coordinates of nodes within one community tend to be closer. Then, this finding is employed to initialize the nodes embedding which could greatly improve the algorithm[43]. However, most of previous work focus on the single layer network embedding.

Although several researches reveal the hidden correlations between the hyperbolic coordinates of multiplex network[18][19]. None of previous hyperbolic embedding work has employed these findings. We in this work extend the findings in [43] and [13] to multiplex community.

3.3 Community Detection

Community is a group of vertices with prominent higher density within group connections than between group connections. Community detection is the one of the most concerned issues in network analysis. As for single layer networks, modularity maximization based work[27] is one of the most representative methods. [46][44] generalizes the multilayer modularity to adapt to networks with multiple layers. SBM (Stochastic Block Mode) based generative model is another important community detection method. [34] is a very different approach that detect community structure by encoding the flows of random walker. This work is generalized to multiplex scenario by relax the random walker jump freely between layers[11]. Our approach is based on this idea and modifies the random walker to traverse in the latent hyperbolic spaces. Recent work on community detection enhanced network embedding[7][42][23][40] are close to this work. However, none of them considers the multiple relations between nodes.

4 CONCLUSION

In this work, we have studied the problem of multiplex network embedding while preserving the multiplex community structure. Each node in each layer is mapped into a separate hyperbolic space. We jointly perform the multiplex community detection and hyperbolic

network embedding by enforcing the random walker traverse in the latent hyperbolic spaces. We evaluate our method on several network tasks with various real world multiplex network datasets. The experiment results demonstrate that our method indeed improve both these two tasks simultaneously.

REFERENCES

- [1] Gregorio Alanis-Lobato, Pablo Mier, and Miguel A Andrade-Navarro. 2016. Efficient embedding of complex networks to hyperbolic space via their Laplacian. *Scientific reports* 6 (2016), 30108.
- [2] Arash A Amini, Aiyou Chen, Peter J Bickel, Elizaveta Levina, et al. 2013. Pseudolikelihood methods for community detection in large sparse networks. *The Annals of Statistics* 41, 4 (2013), 2097–2122.
- [3] Ivana Balažević, Carl Allen, and Timothy Hospedales. 2019. Multi-relational Poincaré Graph Embeddings. *arXiv preprint arXiv:1905.09791* (2019).
- [4] Thomas Bläsius, Tobias Friedrich, Anton Krohmer, and Sören Laue. 2018. Efficient embedding of scale-free graphs in the hyperbolic plane. *IEEE/ACM Transactions on Networking* 26, 2 (2018), 920–933.
- [5] Stefano Boccaletti, Ginestra Bianconi, Regino Criado, Charo I Del Genio, Jesús Gómez-Gardenes, Miguel Romance, Irene Sendina-Nadal, Zhen Wang, and Massimiliano Zanin. 2014. The structure and dynamics of multilayer networks. *Physics Reports* 544, 1 (2014), 1–122.
- [6] Shaosheng Cao, Wei Lu, and Qiongkai Xu. 2015. Grarep: Learning graph representations with global structural information. In *Proceedings of the 24th ACM international conference on information and knowledge management*. ACM, 891–900.
- [7] Sandro Cavallari, Vincent W Zheng, Hongyun Cai, Kevin Chen-Chuan Chang, and Erik Cambria. 2017. Learning community embedding with community detection and node embedding on graphs. In *Proceedings of the 2017 ACM on Conference on Information and Knowledge Management*. ACM, 377–386.
- [8] Yukuo Cen, Xu Zou, Jianwei Zhang, Hongxia Yang, Jingren Zhou, and Jie Tang. 2019. Representation Learning for Attributed Multiplex Heterogeneous Network. *arXiv preprint arXiv:1905.01669* (2019).
- [9] Peng Cui, Xiao Wang, Jian Pei, and Wenwu Zhu. 2018. A survey on network embedding. *IEEE Transactions on Knowledge and Data Engineering* 31, 5 (2018), 833–852.
- [10] Manlio De Domenico and Jacob Biamonte. 2016. Spectral entropies as information-theoretic tools for complex network comparison. *Physical Review X* 6, 4 (2016), 041062.
- [11] Manlio De Domenico, Andrea Lancichinetti, Alex Arenas, and Martin Rosvall. 2015. Identifying modular flows on multilayer networks reveals highly overlapping organization in interconnected systems. *Physical Review X* 5, 1 (2015), 011027.
- [12] Manlio De Domenico, Vincenzo Nicosia, Alexandre Arenas, and Vito Latora. 2015. Structural reducibility of multilayer networks. *Nature communications* 6 (2015), 6864.
- [13] Ali Faqeeh, Saeed Osat, and Filippo Radicchi. 2018. Characterizing the analogy between hyperbolic embedding and community structure of complex networks. *Physical review letters* 121, 9 (2018), 098301.
- [14] Rui Feng, Yang Yang, Wenjie Hu, Fei Wu, and Yueting Zhang. 2018. Representation learning for scale-free networks. In *Thirty-Second AAAI Conference on Artificial Intelligence*.
- [15] Aditya Grover and Jure Leskovec. 2016. node2vec: Scalable feature learning for networks. In *Proceedings of the 22nd ACM SIGKDD international conference on Knowledge discovery and data mining*. ACM, 855–864.
- [16] Qiuyi Han, Kevin S Xu, and Edoardo M Airoldi. 2015. Consistent estimation of dynamic and multi-layer block models. (2015), 1511–1520.
- [17] Mikko Kivela, Alex Arenas, Marc Barthelemy, James P Gleeson, Yamir Moreno, and Mason A Porter. 2014. Multilayer networks. *Journal of complex networks* 2, 3 (2014), 203–271.
- [18] Kaj-Kolja Kleineberg, Marián Boguná, M Ángeles Serrano, and Fragkiskos Papadopoulos. 2016. Hidden geometric correlations in real multiplex networks. *Nature Physics* 12, 11 (2016), 1076.
- [19] Kaj-Kolja Kleineberg, Lubos Buzna, Fragkiskos Papadopoulos, Marián Boguná, and M Ángeles Serrano. 2017. Geometric correlations mitigate the extreme vulnerability of multiplex networks against targeted attacks. *Physical review letters* 118, 21 (2017), 218301.
- [20] Dmitri Krioukov, Fragkiskos Papadopoulos, Maksim Kitsak, Amin Vahdat, and Marián Boguná. 2010. Hyperbolic geometry of complex networks. *Physical Review E* 82, 3 (2010), 036106.
- [21] Zhana Kuncheva and Giovanni Montana. 2015. Community detection in multiplex networks using locally adaptive random walks. In *Proceedings of the 2015 IEEE/ACM International Conference on Advances in Social Networks Analysis and Mining 2015*. ACM, 1308–1315.
- [22] Yoshiki Kuramoto. 2003. *Chemical oscillations, waves, and turbulence*. Courier Corporation.
- [23] Yi-An Lai, Chin-Chi Hsu, Wen Hao Chen, Mi-Yen Yeh, and Shou-De Lin. 2017. Prune: Preserving proximity and global ranking for network embedding. In *Advances in neural information processing systems*. 5257–5266.
- [24] Weiyi Liu, Pin-Yu Chen, Sailung Yeung, Toyotaro Suzumura, and Lingli Chen. 2017. Principled multilayer network embedding. In *2017 IEEE International Conference on Data Mining Workshops (ICDMW)*. IEEE, 134–141.
- [25] Ryuta Matsuno and Tsuyoshi Murata. 2018. MEL: effective embedding method for multiplex networks. In *Companion Proceedings of the The Web Conference 2018*. International World Wide Web Conferences Steering Committee, 1261–1268.
- [26] Tomas Mikolov, Kai Chen, Greg Corrado, and Jeffrey Dean. 2013. Efficient estimation of word representations in vector space. *arXiv preprint arXiv:1301.3781* (2013).
- [27] Mark EJ Newman. 2006. Modularity and community structure in networks. *Proceedings of the national academy of sciences* 103, 23 (2006), 8577–8582.
- [28] Maximilian Nickel and Douwe Kiela. 2017. Poincaré embeddings for learning hierarchical representations. In *Advances in neural information processing systems*. 6338–6347.
- [29] Fragkiskos Papadopoulos, Rodrigo Aldecoa, and Dmitri Krioukov. 2015. Network geometry inference using common neighbors. *Physical Review E* 92, 2 (2015), 022807.
- [30] Fragkiskos Papadopoulos, Maksim Kitsak, M Ángeles Serrano, Marián Boguná, and Dmitri Krioukov. 2012. Popularity versus similarity in growing networks. *Nature* 489, 7417 (2012), 537.
- [31] Fragkiskos Papadopoulos, Constantinos Psomas, and Dmitri Krioukov. 2015. Network mapping by replaying hyperbolic growth. *IEEE/ACM Transactions on Networking (TON)* 23, 1 (2015), 198–211.
- [32] Bryan Perozzi, Rami Al-Rfou, and Steven Skiena. 2014. Deepwalk: Online learning of social representations. In *Proceedings of the 20th ACM SIGKDD international conference on Knowledge discovery and data mining*. ACM, 701–710.
- [33] Meng Qu, Jian Tang, Jingbo Shang, Xiang Ren, Ming Zhang, and Jiawei Han. 2017. An attention-based collaboration framework for multi-view network representation learning. In *Proceedings of the 2017 ACM on Conference on Information and Knowledge Management*. ACM, 1767–1776.
- [34] Martin Rosvall and Carl T Bergstrom. 2008. Maps of random walks on complex networks reveal community structure. *Proceedings of the National Academy of Sciences* 105, 4 (2008), 1118–1123.
- [35] M Angeles Serrano, Dmitri Krioukov, and Marián Boguná. 2008. Self-similarity of complex networks and hidden metric spaces. *Physical review letters* 100, 7 (2008), 078701.
- [36] Yu Shi, Fangqiu Han, Xinwei He, Xinran He, Carl Yang, Jie Luo, and Jiawei Han. 2018. mvn2vec: Preservation and collaboration in multi-view network embedding. *arXiv preprint arXiv:1801.06597* (2018).
- [37] Natalie Stanley, Saray Shai, Dane Taylor, and Peter J Mucha. 2016. Clustering network layers with the strata multilayer stochastic block model. *IEEE transactions on network science and engineering* 3, 2 (2016), 95–105.
- [38] Jian Tang, Meng Qu, Mingzhe Wang, Ming Zhang, Jun Yan, and Qiaozhu Mei. 2015. Line: Large-scale information network embedding. In *Proceedings of the 24th international conference on world wide web*. International World Wide Web Conferences Steering Committee, 1067–1077.
- [39] Dane Taylor, Saray Shai, Natalie Stanley, and Peter J Mucha. 2016. Enhanced detectability of community structure in multilayer networks through layer aggregation. *Physical review letters* 116, 22 (2016), 228301.
- [40] Cunchao Tu, Xiangkai Zeng, Hao Wang, Zhengyan Zhang, Zhiyuan Liu, Maosong Sun, Bo Zhang, and Leyu Lin. 2018. A unified framework for community detection and network representation learning. *IEEE Transactions on Knowledge and Data Engineering* 31, 6 (2018), 1051–1065.
- [41] Charles F Van Loan and Gene H Golub. 1983. *Matrix computations*. Johns Hopkins University Press.
- [42] Xiao Wang, Peng Cui, Jing Wang, Jian Pei, Wenwu Zhu, and Shiqiang Yang. 2017. Community preserving network embedding. In *Thirty-First AAAI Conference on Artificial Intelligence*.
- [43] Zuxi Wang, Qingguang Li, Fengdong Jin, Wei Xiong, and Yao Wu. 2016. Hyperbolic mapping of complex networks based on community information. *Physica A: Statistical Mechanics and its Applications* 455 (2016), 104–119.
- [44] James D Wilson, John Palowitch, Shankar Bhamidi, and Andrew B Nobel. 2017. Community extraction in multilayer networks with heterogeneous community structure. *The Journal of Machine Learning Research* 18, 1 (2017), 5458–5506.
- [45] Hongming Zhang, Liwei Qiu, Lingling Yi, and Yangqiu Song. 2018. Scalable Multiplex Network Embedding. In *IJCAI*, Vol. 18. 3082–3088.
- [46] Han Zhang, Chang-Dong Wang, Jian-Huang Lai, and S Yu Philip. 2017. Modularity in complex multilayer networks with multiple aspects: a static perspective. In *Applied Informatics*, Vol. 4. SpringerOpen, 7.
- [47] Ziwei Zhang, Peng Cui, Xiao Wang, Jian Pei, Xuanrong Yao, and Wenwu Zhu. 2018. Arbitrary-order proximity preserved network embedding. In *Proceedings of the 24th ACM SIGKDD International Conference on Knowledge Discovery & Data Mining*. ACM, 2778–2786.