

Gravitational Wave Bursts as Harbingers of Cosmic Strings Diluted by Inflation

Yanou Cui*

Department of Physics and Astronomy, University of California, Riverside, CA 92521, USA

Marek Lewicki†

*Kings College London, Strand, London, WC2R 2LS, United Kingdom and
Faculty of Physics, University of Warsaw ul. Pasteura 5, 02-093 Warsaw, Poland*

David E. Morrissey‡

TRIUMF, 4004 Wesbrook Mall, Vancouver, BC, Canada V6T 2A3

(Dated: November 18, 2020)

A standard expectation of primordial cosmological inflation is that it dilutes all relics created before its onset to unobservable levels. We present a counterexample to this expectation by demonstrating that a network of cosmic strings diluted by inflation can regrow to a level that is potentially observable today in gravitational waves (GWs). In contrast to undiluted cosmic strings, whose primary GW signals are typically in the form of a stochastic GW background, the leading signal from a diluted cosmic string network can be distinctive bursts of GWs within the sensitivity reach of current and future GW observatories.

INTRODUCTION

Cosmological observations provide strong support for initial conditions of the form expected from inflation followed by reheating: a hot thermal plasma that is very uniform with small, approximately adiabatic and scale-invariant density fluctuations over distances that are much larger than the Hubble length in that era [1, 2]. In addition to these features, inflation is expected to have diluted any relics created prior to its beginning, such as superheavy massive particles or most types of topological defects, to negligible levels [3–5]. In this work we investigate cosmic strings as a counterexample to these expectations, and we study the distinctive gravitational wave (GW) signals they produce in this scenario. An observation of such GW signals could provide new information about inflation or potential alternatives.

Cosmic strings are effectively one-dimensional objects that arise in many theories of fundamental physics. They can be fundamental objects [6–10] or configurations of quantum fields such as those originated from a $U(1)$ symmetry breaking [11, 12], but at macroscopic distances they are characterized almost completely by their energy per unit length (tension) μ [13]. In the early universe, cosmic strings are expected to form a network consisting of stable horizon-length long strings together with smaller closed loops that can decay away. The interplay between the slow stretching of long strings and the formation of new loops through string intersections allows a cosmic string network to reach a scaling regime in which the total energy density of the network tracks the dominant source of cosmological energy with a relative fraction on the order of $G\mu$ [14–16], where $G = 1/8\pi M_{\text{Pl}}^2$ is Newton’s constant and M_{Pl} is the reduced Planck mass.

For cosmic strings created after inflation but well before today, scaling is predicted to be achieved reason-

ably soon after the formation of the network. To maintain scaling energy must be transferred from the network to radiation, and for local or fundamental strings this is usually expected to be in the form of gravitational waves emitted by closed string loops [17–23] (although see Refs. [24–26] that argue for mainly particle emission). As a result, the most promising observational signal from such strings can be the stochastic gravitational wave background (SGWB) created by the combined and unresolved emission of GWs by closed string loops over the history of the cosmos [27–35]. The characteristic frequency spectrum produced this way could be also used to probe the expansion history of the universe [36–40]. In addition to the SGWB, more recent bursts of GWs from cusps or kinks on string loops can potentially be resolved as individual events [41–44], but for standard scaling strings they are harder to find than the unresolved SGWB [30, 32, 34].

The situation can be much different for a cosmic string network formed before or shortly after the start of inflation. Like any other relic, such strings would be exponentially diluted by the subsequent inflationary expansion. However, following inflation the energy density in long cosmic strings only falls off as a^{-2} , where $a(t)$ is cosmological scale factor, which is much slower than the a^{-4} dilution of radiation and a^{-3} of matter that are expected to dominate the energy budget of the cosmos until close to the present. This difference in dilution rates implies that a network of strings can potentially regrow and achieve scaling by today. In such a string scenario, Ref. [45] showed that the SGWB is very strongly suppressed at moderate to high frequencies relative to a string network created after inflation, making it more difficult to observe. For very strong inflationary dilution, the SGWB can also be suppressed at the lower frequencies probed by pulsar timing arrays such as the PPTA [46] allowing for

larger string tensions $G\mu$ to be consistent with existing bounds [47–49].

In this *Letter* we study the regrowth of cosmic strings after inflationary dilution and we investigate ways to discover them. We demonstrate that individual resolved bursts of GWs can be the leading signal of such strings, and that such bursts could potentially be observed in the current LIGO experiment [50–52], or planned future experiments such as LISA [53], ET [54, 55], AION/MAGIS [56–58], and AEDGE [59]. This is also true in cases where the SGWB is significantly suppressed at frequencies relevant to pulsar timing and thus reducing the limits from PPTA [46] and the future reach of the planned SKA [60].

INFLATION AND STRING REGROWTH

To estimate the dilution of cosmic strings formed in the early stages of inflation and their subsequent evolution, we use a simplified picture of inflation and reheating together with the velocity-dependent one-scale (VOS) model to describe the long-string network [61–65].

During inflation we assume a constant Hubble parameter $H_I = V_I/3M_{\text{Pl}}^2$ with $V_I \equiv M^4$ describing the inflationary energy density from initial time t_I to end time t_E . Current observations limit $M \lesssim 10^{16}$ GeV [2] and we note that $GM^2 \simeq 7 \times 10^{-7}$. The cosmological scale factor grows as $a(t) \propto e^{H_I t}$. After inflation, we assume a reheating period that initiates a radiation-dominated phase with temperature $T_{RH} \leq (30/\pi^2 g_*)^{1/4} M$. We assume further that the temperature during reheating remains low enough to avoid the destruction of the pre-existing cosmic strings by thermal processes such as symmetry restoration.

In the VOS model that we use to describe horizon-length long strings during and after inflation [45], the long string energy is characterized by a correlation length parameter L and velocity parameter \bar{v} such that the energy density of long strings is given by [13]

$$\rho_\infty \equiv \frac{\mu}{L^2}. \quad (1)$$

These parameters evolve according to [62, 63]

$$\frac{dL}{dt} = (1 + \bar{v}^2) HL + \frac{\tilde{c}\bar{v}}{2} \quad (2)$$

$$\frac{d\bar{v}}{dt} = (1 - \bar{v}^2) \left[\frac{k(\bar{v})}{L} - 2H\bar{v} \right], \quad (3)$$

where

$$k(\bar{v}) = \frac{2\sqrt{2}}{\pi} (1 - \bar{v}^2)(1 + 2\sqrt{2}\bar{v}^3) \left(\frac{1 - 8\bar{v}^6}{1 + 8\bar{v}^6} \right), \quad (4)$$

and $\tilde{c} \simeq 0.23$ describes closed loop formation [63].

As initial condition, we take

$$L(t_F) \equiv L_F = \frac{1}{\zeta H_I}, \quad (5)$$

where t_F is the greater of the beginning of inflation or the network formation time, and ζ^2 corresponds approximately to the number of long strings within the Hubble volume at time t_F . After t_F , the string network parameters quickly reach an attractor solution during inflation (independent of the value of \bar{v} at t_F) given by

$$L(t) = L_F e^{H_I(t-t_F)}, \quad \bar{v}(t) = \frac{2\sqrt{2}}{\pi} \frac{1}{H_I L(t)}. \quad (6)$$

This solution reflects the dilution of the long string network, with $HL \gg 1$ and $\bar{v} \ll 1$ by the end of inflation. While $HL \gg 1$ after inflation, the subsequent evolution of the string network after inflation takes a very simple form while $HL \gg 1$ with (L/a) approximately constant. It follows that HL decreases after inflation, corresponding to the gradual regrowth of the string network. If the network is to produce a potentially observable signal in GWs, at least a few strings are needed within our current Hubble volume corresponding to $HL \lesssim 1$ today.

To determine the conditions under which there is enough string regrowth for $HL \rightarrow 1$ while also maintaining a sufficient amount of inflation, it is useful to compare the evolution of L prior to scaling to that of the curvature radius $R = 1/(H\sqrt{|\Omega-1|})$ which evolves in precisely the same way, independently of the details of inflation or reheating. In the absence of strong tuning of the curvature radius at the start of inflation, the current 95% limit on curvature $|\Omega_0-1| = 0.0007 \pm 0.0037$ [1] puts the strongest lower bound on the total number of e -foldings of inflationary expansion [2]. Defining $\Delta N \geq 0$ to be the number of e -foldings between t_I and t_F , the total number of inflationary e -foldings is $N_{tot} = H_I(t_E - t_I) \equiv N_F + \Delta N$. Note that $\Delta N = 0$ corresponds to the string forming before or at the start of inflation. Applying the curvature limit on N_{tot} , we find

$$\Delta N + \ln \zeta \geq 2.7 + \frac{1}{2} \ln(|\Omega_I - 1|) \quad (7)$$

$$+ \frac{1}{2} \ln [\Omega_\Lambda(1 + \tilde{z})^{-2} + \Omega_m(1 + \tilde{z}) + \Omega_r(1 + \tilde{z})^2]$$

where \tilde{z} is the redshift at which $HL \rightarrow 1$, Ω_a are the fractional energy densities in dark energy, matter, and radiation relative to critical today, $|\Omega_I - 1|$ is the deviation from flatness at the start of inflation, $\ln(|\Omega_0 - 1|)/2 \leq 2.7$ is the bound from Planck [1], and the last line describes the additional evolution of $(\Omega - 1)$ between \tilde{z} and now.

To fulfill this bound the network must either have been formed ΔN e -folds after the start of inflation, or the initial number of long strings within the Hubble volume at time t_I must have been much greater than unity. One or both of these features can arise if the string network was formed in a (weakly) first-order phase transition. Such a transition can produce an initial correlation length much shorter than the Hubble radius, potentially yielding many strings within the Hubble volume at formation and thus $\zeta \gg 1$ [66]. Furthermore, a strong super-cooled

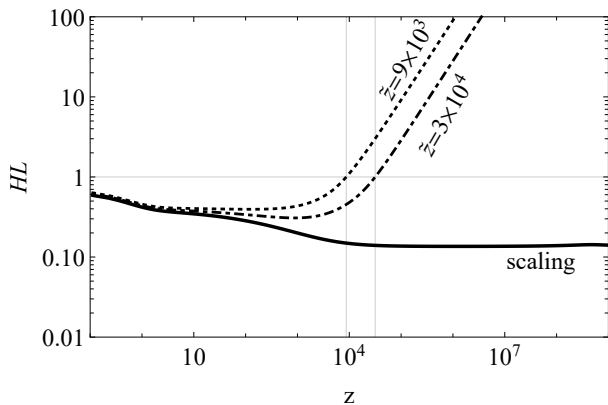


FIG. 1. Evolution of the VOS model string length parameter HL for diluted strings compared to that of a scaling string network for two representative values of the transition redshift $\tilde{z} = 9 \times 10^3, 3 \times 10^4$ at which $HL \rightarrow 1$.

transition can be initially slow relative to $t_I \sim 1/H_I$, in which case it will not complete until after several e -folds of expansion to yield $\Delta N > 0$ [67–70]. We defer a detailed study of the realization of such conditions within specific theories of inflation and string formation to a future work, although we note that the supercooled-transition scenario of Ref. [68] finds values as large as $\Delta N \sim 18$ as well as the previous studies of string creation in the early stages of inflation of Refs. [47, 48, 71–75].

STRING SCALING AND LOOP FORMATION

Once HL approaches unity at redshift \tilde{z} , the VOS string length parameter L begins to deviate from the simple $L \propto a$ form and evolves together with \bar{v} toward the string scaling limit. In general, we find that the network does not reach scaling until considerably later than \tilde{z} . This is shown in Fig. 1 for two representative values of $\tilde{z} = 9 \times 10^3, 3 \times 10^4$. Using Eq. (7), we find that these values of \tilde{z} correspond to $\Delta N + \ln \zeta \geq 7.3$ and 8.4 which are plausible in the context of supercooled scenarios such as that of Ref. [68].

To determine the density distribution of closed string loops, we use the VOS model described above to find the total rate of loop production prior to and during the scaling regime together with the results of simulations to estimate their initial size. Recent simulations find that (Nambu-Goto) string scaling networks produce a population of larger loops that are moderately non-relativistic with initial size $l_i = \alpha L(t_i)$ with $\alpha \sim 0.1$ as well as a collection of smaller loops that are highly relativistic [28]. Most of the energy transferred to the smaller loops is in the form of kinetic energy that simply redshifts away, and thus larger loops are expected to be the dominant source of GWs and we focus exclusively on them. The large loops are found to make up a fraction $\mathcal{F}_\alpha \sim 0.1$

of the total energy transferred to loops [28, 30]. After formation, these large loops oscillate, emit energy in the form of GWs, and gradually shorten according to

$$l(t) = \alpha L(t_i) - \Gamma G\mu(t - t_i), \quad (8)$$

where $\Gamma \simeq 50$ is the total rate of GW emission [13, 20, 30]. Matching these simulation results to the total rate of energy loss to loop formation within the VOS model, corresponding to the $\tilde{c}\bar{v}/2$ term in Eq. (2), the differential number density of long loops per unit length is [34, 65]

$$n(l, t) \equiv \frac{\mathcal{F}_\alpha}{\sqrt{2}} \frac{[z(t) + 1]^3 / [z(t_i) + 1]^3}{\alpha dL/dt|_{t=t_i} + \Gamma G\mu} \frac{\tilde{c}\bar{v}(t_i)}{\alpha L^4(t_i)}, \quad (9)$$

where t_i on the right hand side is to be determined in terms of l and t through Eq. (8).

GRAVITATIONAL WAVE SIGNALS FROM STRING LOOPS

String loops oscillate and lose energy to GWs. Much of the emission to GWs comes from short, violent, collimated bursts involving cusps or kinks on the string loops. Bursts emitted by a cosmic string network over its cosmic history that are not resolved contribute to the characteristic stochastic gravitational wave background (SGWB) of the network. More recent bursts can also potentially be observed as distinct, individual events. In this section we calculate the GW burst signal following the methods of Refs. [41–43] together with the refinements of Refs. [32, 34, 44].

The GWs produced by a burst from a cusp or a kink are mostly collimated within a beaming angle

$$\theta_m(l, z, f) = [(1+z)fl]^{-\frac{1}{3}} < 1, \quad (10)$$

where f is the GW frequency seen today and z is the redshift at emission. Within this angular region, the GW waveform is [41–43]

$$h(l, z, f) = \frac{f^{-q} l^{2-q}}{(1+z)^{q-1}} \frac{G\mu}{r(z)}, \quad r(z) = \int_0^z \frac{dz'}{H(z')} \quad (11)$$

where $r(z)$ is the proper distance to the source and $q = 4/3$ ($5/3$) for cusps (kinks).

The rate of cusp or kink features per unit volume per unit string length at emission is [44]

$$\nu(l, z) = \frac{2}{l} N_q n(l, z), \quad (12)$$

where N_q is the number of features within an oscillation period and $n(l, z)$ is the loop density obtained above. Putting these pieces together, the rate of bursts per volume per length observed today is [32]

$$\frac{d^2 R}{dV dl}(l, a, f) = \frac{\nu(l, z)}{(1+z)} \left[\frac{\theta_m(l, z, f)}{2} \right]^{3(2-q)} \Theta(1 - \theta_m). \quad (13)$$

It is convenient to use

$$dV = \frac{4\pi r^2(z)}{(1+z)^3 H(z)} dz, \quad (14)$$

and Eq. (11) to rewrite Eq. (13) as

$$\frac{d^2 R}{dz dh} = \frac{2^{3(q-1)} \pi G\mu N_q}{(2-q)} \frac{r(z)}{(1+z)^5 H(z)} \frac{n(l, z)}{h^2 f^2} \quad (15)$$

where l is now a function of h , f , and z , and the consistency constraints $\theta_m < 1$ and $l < \alpha L(z)$ are enforced by restricting $h \in [h_{\min}, h_{\max}]$ with

$$h_{\min} = \frac{1}{(1+z)f^2} \frac{G\mu}{r(z)}, \quad h_{\max} = \frac{[\alpha L(z)]^{q-2}}{f^q (1+z)^{q-1}} \frac{G\mu}{r(z)} \quad (16)$$

Since the total GW signal is expected to be dominated by bursts from cusps [30, 31], we set $q = 4/3$ and $N_q = 2.13$ (to match $\Gamma = 50$ [34]) in the analysis to follow.

To compare these GW signals with current and future detectors, we separate the contributions into more recent bursts of large amplitude that can be resolved individually from earlier ones that are not resolved and contribute to the net stochastic background. If a burst is to be resolved in a given frequency band f , it must produce a strain greater than the experimental sensitivity $h > h_{\text{exp}}$ with rate less than f . The rate of such events is [34, 44]

$$R_{\text{exp}}(f) = \int_0^{z_*} dz \int_{\max(h_{\min}, h_{\text{exp}})}^{h_{\max}} dh \frac{d^2 R}{dz dh}(h, z, f) \quad (17)$$

where z_* enforces the rate condition and is given by

$$f = \int_0^{z_*} dz \int_{h_{\min}}^{h_{\max}} dh \frac{d^2 R}{dz dh}(h, z, f). \quad (18)$$

Unresolved bursts contribute to the SGWB as [34, 44]

$$\Omega_{\text{GW}}(f) = \frac{4\pi^2 f^3}{3H_0^2} \int_{z_*}^{\infty} dz \int_{h_{\min}}^{h_{\max}} dh h^2 \frac{d^2 R}{dz dh}(h, z, f) \quad (19)$$

with $\Omega_{\text{GW}} = (f/\rho_c) d\rho_{\text{GW}}/df$ for critical density ρ_c .

In Fig. 2 we show the SGWB from unresolved bursts (top panel) as well as the resolved burst rate as a function of frequency (bottom panel) for diluted and undiluted cosmic string networks. Also shown in these figures are the expected sensitivity ranges of various GW observatories including the current LIGO [52], and planned LISA [53], ET [54, 55], AION/MAGIS [56–58], and AEDGE [59], as well as the existing PPTA [46] and planned SKA [60] pulsar timing arrays. The top panel of Fig. 2 shows that undiluted string networks with $G\mu = 10^{-8}$, 10^{-10} are already excluded by pulsar timing measurements at the PPTA [46], but they can be consistent with diluted strings [47]. Despite this strong suppression of the SGWB, the lower panel of Fig. 2 shows that resolved burst events from diluted string networks

could still be seen in future gravitational wave observatories.

We note that the SGWB for the diluted networks computed using the burst method described above falls off as $f^{-1/3}$ at high frequency, in contrast to the f^{-1} behavior found in Refs. [40, 45] computed in a different way by summing over averaged loop normal mode emissions. These two methods predict very similar SGWB signals from cosmic strings in the scaling regime [32, 34]. This discrepancy appears to be the result of not including a sufficient number of modes when computing the SGWB with the normal mode method. In the supplemental material below, we show that the number of normal modes needed to compute the SGWB for a diluted cosmic string network can be orders of magnitude larger than for a cosmic string that reaches scaling very early, and that when a large number is required the signal computed with the normal mode method asymptotes to $\Omega_{\text{GW}} \propto f^{-1/3}$, in agreement with the burst method used in this work. At higher frequencies, we also find a sharper drop from the burst method caused by the subtraction of infrequent bursts from the SGWB.

To illustrate the potential observability of diluted strings for more general scenarios, we show in Fig. 3 the reach of current and future GW with related detectors as a function of the string tension $G\mu$ and redshift \tilde{z} when strings grow back into the horizon. The figure demonstrates that bursts can be the leading discovery channel for a broad range of string tensions and dilution factors, with the SGWB signal becoming more prominent for larger \tilde{z} corresponding to less dilution. For very strong dilution with $\tilde{z} \lesssim 10^3$, the string network may not have reached scaling even by the present time and the combined GW signal is too weak to be observed in the foreseeable future. With such a dilution, other direct bounds such as the CMB distortion limit of $G\mu < 1.1 \times 10^{-7}$ [77] are expected to be mitigated as well, although such a low \tilde{z} regime may still be observable in late-time astrophysical effects such as gravitational lensing and imprints on structure formation [49, 78–81].

CONCLUSIONS

In this *Letter* we have demonstrated that a network of cosmic strings formed before or in the early stages of primordial inflation can regrow to observable levels today. Furthermore, we have shown that in this scenario the stochastic gravitational wave signal is strongly suppressed and the most promising discovery channel can be distinctive burst signals in gravitational wave detectors.

note added: Our results recently gained also experimental relevance as NANOGrav Collaboration reported strong evidence for a stochastic common-spectrum process [82], which can be interpreted as SGWB from cosmic strings [83, 84]. In fact our current results have a

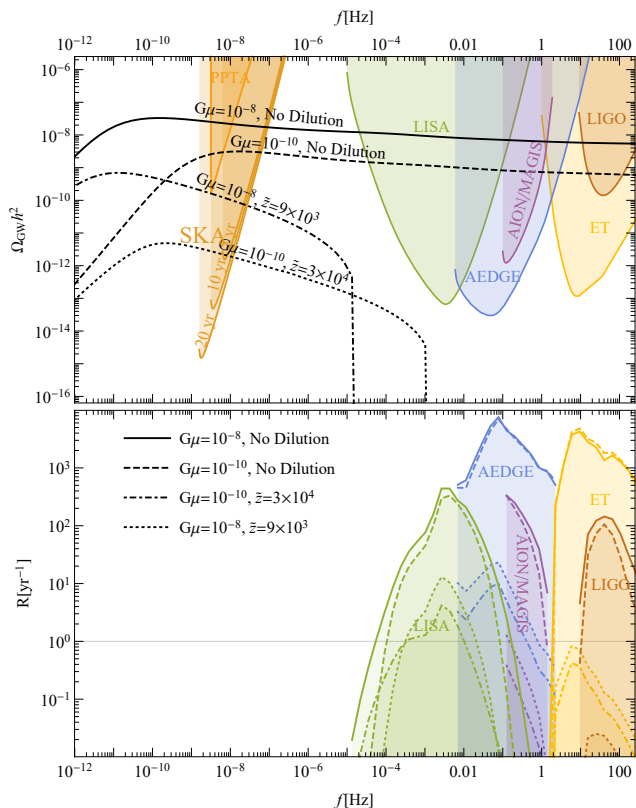


FIG. 2. Gravitational wave signals from diluted and undiluted cosmic string networks as a function of frequency observed today together with the corresponding sensitivities of the indicated observatories. The top panel shows the stochastic GW background while the lower panel gives the event rates of resolved bursts. In both panels we show curves for $G\mu = 10^{-8}$, 10^{-10} for undiluted networks as well as for two diluted networks with $\tilde{z} = 9 \times 10^3$ for $G\mu = 10^{-8}$, and $\tilde{z} = 3 \times 10^4$ for $G\mu = 10^{-10}$.

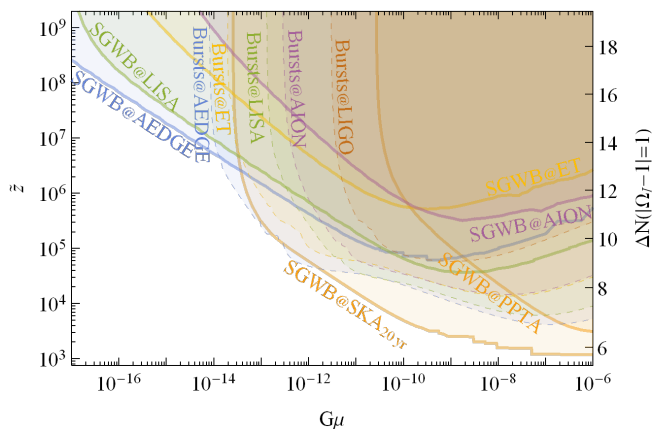


FIG. 3. Sensitivity of current and future GW experiments to signals from diluted cosmic strings as a function of tension $G\mu$ and the redshift \tilde{z} at which loop production resumes. Solid lines show the sensitivity of the indicated experiments to stochastic backgrounds (with $\text{SNR} \geq 10$) while dashed lines show their sensitivity to burst signals (with rate $R \geq 1/\text{yr}$).

slight advantage over the vanilla cosmic string case as the current data favours a negative slope for the GW abundance which we generically obtain in our scenario at PTA frequencies. We have in fact verified that our first benchmark point $G\mu = 10^{-8}$, $\tilde{z} = 9 \times 10^3$ fits this new data at 95% CL and a stronger signal would improve the fit.

ACKNOWLEDGEMENTS

We thank Jose Juan Blanco-Pillado, Djuna Croon, James Wells, and Graham White for helpful discussions. YC is supported in part by the US Department of Energy under award number DE-SC0008541. ML is supported by the UK STFC Grant ST/P000258/1 and the Polish National Science Center grant 2018/31/D/ST2/02048. DEM is supported by a Discovery Grant from the Natural Sciences and Engineering Research Council of Canada (NSERC), and TRIUMF, which receives federal funding via a contribution agreement with the National Research Council of Canada (NRC).

SUPPLEMENTARY MATERIAL

In the main text we showed that the stochastic gravitational wave background (SGWB) from a cosmic string network is suppressed at higher frequencies if the network only approaches the scaling regime density from below at a relatively late time in the history of the cosmos. By summing the gravitational wave contributions of unresolved string loop bursts, we found a fall-off of the SGWB with frequency f according to $\Omega_{\text{GW}} \propto f^{-1/3}$. This dependence differs from the $\Omega_{\text{GW}} \propto f^{-1}$ scaling found in Refs. [39, 40, 45] computed by summing over string loop normal modes.

Since both methods for computing the SGWB give consistent results for strings networks that reached the scaling regime at very early cosmological times [32, 34], the origin of this disagreement is puzzling. We argue here that the late-scaling scenario requires summing over a much larger number of normal modes than is needed in the standard early scaling case. When a sufficient number of modes are included, we show that the normal mode predicts a regime of large- f scaling $\Omega_{\text{GW}} \propto f^{-1/3}$, in agreement with the burst method.

Beyond this specific scenario, we show further that our result also applies to a range of scenarios where the SGWB spectrum from cosmic strings is modified by a period of non-standard cosmological evolution. In particular, this range includes an early period of matter domination, as studied in this context in Refs. [36, 37, 39, 40].

After this introduction, we review the normal mode method for computing the SGWB from a scaling string

network. Next, we investigate the number of modes required for this approach to provide an accurate description of the full SGWB spectrum using a simplified model for late scaling, and we show how our results can be generalized to other scenarios. After this, we present a simple method to include an arbitrarily large number of modes for general string network histories. Finally, we show how the normal mode method and our result can be applied to cosmic string loop emission dominated by kinks or other features.

Review of the Normal Mode Method

In the normal mode method, the GW emission from a cosmic string loop is treated as a sum over normal modes. The frequency of emission from a cosmic string loop of length l is given by [34]

$$f_e = \frac{2\pi k}{l}, \quad (20)$$

where $k \in \mathbb{Z}^+$ is the mode number. Each loop emits with total rate factor $\Gamma \simeq 50$ such that [17]

$$\frac{dl}{dt} = -\Gamma G\mu^2. \quad (21)$$

Simulations find $\Gamma \simeq 50$ with power per mode scaling with mode number as [30]

$$\Gamma = \sum_k \Gamma^{(k)}, \quad \Gamma^{(k)} \simeq \left(\frac{\Gamma}{3.60}\right) k^{-4/3}. \quad (22)$$

The $k^{-4/3}$ scaling reflects the expectation that this emission is dominated by cusps.

The SGWB from a cosmic string network is obtained in this approach by summing over all loop emissions while including the appropriate redshift factors. Loops are created by the chopping of horizon-length long strings. In the scaling regime, detailed simulations find that a fraction $\mathcal{F} \simeq 0.1$ of the energy transferred from long strings to loops goes to large loops of initial size $l_i = \alpha t_i$ with $\alpha \simeq 0.1$, with the remaining energy transferred to highly relativistic smaller loops [28, 30, 85]. The long loops dominate the GW signal, and they are created at the rate

$$\frac{dn_\alpha}{dt} = \mathcal{F} \frac{C_{eff}}{\alpha} t_i^{-4}, \quad (23)$$

where C_{eff} is on the order of unity. For a scaling string network formed at time t_F , the resulting SGWB at frequency f seen today is [34]

$$\Omega_{GW}(f) = \sum_{k=1}^{\infty} \Omega_{GW}^{(k)}(f), \quad (24)$$

with

$$\Omega_{GW}^{(k)}(f) = \frac{1}{\rho_c} \frac{2k}{f} \frac{\mathcal{F}_\alpha \Gamma^{(k)} G\mu^2}{\alpha(\alpha + \Gamma G\mu)} \int_{t_i}^{t_0} dt \frac{C_{eff}}{t_i^4} \left(\frac{a}{a_0}\right)^5 \left(\frac{a_i}{a}\right)^3 \Theta(t_i - t_F), \quad (25)$$

where the integral runs over the loop emission time t and t_i is the corresponding loop formation time given by

$$t_i(t, f; k) = \frac{1}{\alpha + \Gamma G\mu} \left[\frac{2k}{f} \left(\frac{a}{a_0}\right) + \Gamma G\mu t \right]. \quad (26)$$

A useful observation is that

$$\Omega_{GW}^{(k)}(f) = k^{-4/3} \Omega_{GW}^{(1)}(f/k). \quad (27)$$

We will use this extensively below.

Analytic Estimates and Mode Sums

As a practical matter, in computing the SGWB with the normal mode method only a finite number of modes can be kept. Previous analyses have argued that summing up to $k_* \sim 10^5$ total modes gives an excellent approximation of the cosmic string spectrum within the frequency ranges of interest to observation [86, 87]. Using analytic estimates, we show that this guideline works well for string networks that reach scaling early on within a radiation dominated universe, but that it can fail for networks that approach scaling only relatively recently. In doing so, we also demonstrate that $\Omega_{GW} \propto f^{-1/3}$ is obtained from the normal mode method in the latter case when a sufficiently (and often very) large number of modes are included.

Consider the contribution to the SGWB at frequency f from the lowest mode $k = 1$ in the limit $t_F \rightarrow 0$. Assuming a standard cosmological evolution with radiation domination going back to very early times, for the frequency and parameter ranges of interest the integral of Eq. (25) for fixed frequency f is typically dominated by emission at time $t \sim \bar{t}(f)$, defined by [37]

$$\frac{2}{f} \left(\frac{a(\bar{t})}{a_0}\right) = \Gamma G\mu \bar{t}. \quad (28)$$

This time corresponds to the point at which the two terms in the expression for t_i in Eq. (26) are equal. For $t < \bar{t}$ the integrand of Eq. (25) increases more quickly than t^{-1} , while for $t > \bar{t}$ it decreases more rapidly than this. For a given $\bar{t}(f)$, there is a corresponding loop creation time given by

$$t_i(\bar{t}(f)) = \frac{2\Gamma G\mu}{\alpha + \Gamma G\mu} \bar{t} \ll \bar{t}. \quad (29)$$

Note as well that if $\bar{t}(f)$ occurs within a matter- or radiation-dominated era, it decreases monotonically with increasing frequency.

The characteristic feature of the SGWB from a scaling cosmic string network with $t_F \rightarrow 0$ is an approximately flat plateau at higher frequencies. This occurs for frequencies large enough that $\bar{t}(f) \lesssim t_{eq}$. Indeed, approximating the integral of Eq. (25) by the contributions near $t \sim \bar{t}(f)$ with $a(\bar{t})/a_0 \propto t^{1/2}$, one obtains

$$\Omega_W^{(1)}(f) \propto f^0. \quad (30)$$

The sum over higher normal modes can then be performed with the relation of Eq. (27). As long as $\bar{t}(f/k)$ remains less than t_{eq} , the relative contributions of these modes scale as

$$\Omega_{GW}^{(k)}(f) = k^{-4/3} \Omega_{GW}^{(1)}(f/k) \simeq k^{-4/3} \Omega_{GW}^{(1)}(f) \quad (31)$$

and the mode summation converges quickly enough that keeping only $k \leq k_* = 10^5$ modes is an excellent approximation.

Let us turn next to a diluted network of cosmic strings that only reach scaling relatively late in the history of the universe. A simple model for this that captures the essential features is to treat scaling (and loop emission) as beginning instantaneously at time t_F . We also take $t_F < t_{eq}$ since this is the most case of greatest interest.

A non-zero formation time t_F does not impact the resulting SGWB for frequencies f such that $t_i(\bar{t}(f)) \gg t_F$. In this case, the dominant emission comes from loops formed after scaling is attained. This also applies to the contribution from the lowest normal mode, as well as those from higher modes since $t_i(\bar{t}(f/k)) \geq t_i(\bar{t}(f))$.

In contrast, the SGWB signal is reduced at larger frequencies where $t_i(\bar{t}(f)) < t_F$. When this occurs, the integration in Eq. (25) for $k = 1$ is cut off by the step function before the dominant portion of the integrand is attained. The frequency dependence of the lowest mode is then

$$\Omega_W^{(1)}(f) \propto f^{-1}. \quad (32)$$

This relation implies that higher normal modes are now more important than they would be for $t_F \rightarrow 0$. In particular, while we have $t_i(\bar{t}(f/k)) < t_F$, the higher modes contribute as

$$\Omega_{GW}^{(k)}(f) = k^{-4/3} \Omega_{GW}^{(1)}(f/k) \simeq k^{-1/3} \Omega_{GW}^{(1)}(f). \quad (33)$$

The sum over these mode contributions would diverge if it continued indefinitely. Fortunately, as the mode number grows so too does the relevant loop formation time, and this provides a cutoff. Define k_F by the relation

$$t_i(\bar{t}(f/k_F)) = t_F. \quad (34)$$

When $k < k_F(f)$ the mode scaling of Eq. (33) applies. However, when $k > k_F(f)$ we have $t_i(\bar{t}(f/k)) > t_F$ and

$$\Omega_{GW}^{(k)}(f) \simeq k_F k^{-4/3} \Omega_{GW}^{(1)}(f), \quad (35)$$

transitioning to a convergent sum on modes.

Evidently $k_* > k_F$ total modes must be included to obtain an accurate SGWB spectrum in the normal mode approach. For a given frequency f and formation time t_F , the mode number k_F can sometimes be much larger than the $k_* \sim 10^5$ that are typically kept in the normal mode method. Using the results above, we can estimate the effect of cutting off the mode sum at $k_* < k_F$ relative to the full result with $k_* \rightarrow \infty$. To do so, we approximate the sum on modes by an integral up to k_* ,

$$\begin{aligned} \Omega_{GW}(f, k_*) &= \sum_{k=1}^{k_*} \Omega_{GW}^{(k)}(f) \\ &\rightarrow \int_1^{k_*} dk \Omega_{GW}^{(k)}(f) \\ &\sim \begin{cases} k_*^{2/3} \Omega_{GW}^{(1)}(f) & ; k_* \ll k_F \\ k_F^{2/3} \Omega_{GW}^{(1)}(f) & ; k_* \gg k_F \end{cases} \end{aligned} \quad (36)$$

As expected, $k_* \gtrsim k_F$ modes must be kept to get an accurate result. When $k_* \ll k_F$ the scaling with frequency follows that of $\Omega_{GW}^{(1)}(f) \propto f^{-1}$, which is the scaling relation found for diluted strings in Refs. [40, 45]. However, the full result with $k_* \rightarrow \infty$ typically has a different frequency scaling because k_F can also depend on f . In particular, solving Eqs. (26,29,34) for $t_F < t_{eq}$ with the approximation $(a/a_0) \simeq z_{eq}^{-1/4} (t/t_0)^{1/2}$ (and $z_{eq} \simeq 3390$) gives

$$k_F \simeq \left(\frac{\alpha}{8} z_{eq}^{1/2} \Gamma G \mu \right)^{1/2} (t_0 t_F)^{1/2} f. \quad (37)$$

Combining this with the estimate of Eq. (36), we find $\Omega_{GW} \propto f^{-1/3}$ at high frequencies, matching the scaling we obtained using the burst method.

The necessity of including a very large number of modes to compute the SGWB in the normal mode approach applies beyond the specific scenario of a diluted cosmic string network with a relatively large scaling time t_F . In particular, our analysis generalizes to a range of scenarios where the cosmic string network reaches scaling early on ($t_F \rightarrow 0$) but whose SGWB spectrum is modified by a period of non-minimal cosmological evolution that transitions to the standard radiation domination at time t_Δ [36, 37, 39, 40]. Within many of these scenarios, including most notably an early period of matter domination, the contribution from the lowest normal mode is found to go like $\Omega_{GW}^{(1)} \propto f^{-1}$ when $\bar{t}(f) < t_\Delta$ [37]. The approach above carries over directly to these scenarios with the simple replacement $t_F \rightarrow t_\Delta$. We note that this implies further that the fall off of the SGWB at high frequencies from an early period of matter domination goes as $\Omega_{GW} \propto f^{-1/3}$, and not as $\Omega_{GW} \propto f^{-1}$ quoted in Refs. [36, 37, 39, 40].

A Useful Approximation

The analysis above shows that a sufficient number of modes must be included for the normal mode approach to give the correct SGWB. In practice, summing over very large numbers of modes becomes computationally expensive. A simple approach to include an arbitrarily high number of modes in an accurate and efficient way is to sum up to $k = N$ modes discretely and approximate the sum over all higher modes by an integral,

$$\Omega_{GW}(f) \simeq \sum_{k=1}^N \Omega_{GW}^{(k)} + \int_{N+1}^{\infty} dk \Omega_{GW}^{(k)}. \quad (38)$$

This approximation is typically accurate up to corrections on the order of $1/N$.

Emission from kinks and other sources

In this supplement we focused on gravitational wave emission from cusps since these are typically assumed to be the dominant source [30]. However, the discussion above can be generalised to other localized sources of GWs from cosmic strings, beyond just cusps. These can also be treated in the normal mode method, but with a different scaling index q on the relative power per mode that generalizes Eq. (22) to

$$\Gamma = \sum_k \Gamma^{(k)}, \quad \Gamma^{(k)} \simeq \Gamma \frac{k^{-q}}{\sum_{m=1}^{\infty} m^{-q}}. \quad (39)$$

Taking $q = 4/3$ reproduces Eq. (22) for cusps, while $q = 5/3$ corresponds to the emission from cosmic string kinks [42]. For a given q , Eq. (27) is also modified to

$$\Omega_{GW}^{(k)} = k^{-q} \Omega_{GW}^{(1)}(f/k). \quad (40)$$

Generalizing the analysis above to general $q > 1$, the slope at high frequencies with late scaling or early matter domination becomes $\Omega_{GW} \propto f^{1-q}$.

Note Added: While this material was being prepared, a similar observation and approximation for cosmic string mode summations was made in Ref. [88] (as well as a version 2 of Ref. [40]). The authors of Ref. [88] also demonstrated the importance of keeping a very large number of normal modes when computing the SGWB from a scaling cosmic string network with an early period of cosmological matter domination. As we showed above, this corrects the high frequency scaling relations quoted in Refs. [36, 37, 39, 40].

* yanou.cui@ucr.edu

† marek.lewicki@kcl.ac.uk

‡ dmorri@triumf.ca

- [1] N. Aghanim *et al.* (Planck), Planck 2018 results. VI. Cosmological parameters, *Astron. Astrophys.* **641**, A6 (2020), arXiv:1807.06209 [astro-ph.CO].
- [2] Y. Akrami *et al.* (Planck), Planck 2018 results. X. Constraints on inflation, *Astron. Astrophys.* **641**, A10 (2020), arXiv:1807.06211 [astro-ph.CO].
- [3] A. H. Guth, The Inflationary Universe: A Possible Solution to the Horizon and Flatness Problems, *Phys. Rev.* **D23**, 347 (1981).
- [4] A. D. Linde, A New Inflationary Universe Scenario: A Possible Solution of the Horizon, Flatness, Homogeneity, Isotropy and Primordial Monopole Problems, *Second Seminar on Quantum Gravity Moscow, USSR, October 13-15, 1981*, *Phys. Lett.* **108B**, 389 (1982).
- [5] A. Albrecht and P. J. Steinhardt, Cosmology for Grand Unified Theories with Radiatively Induced Symmetry Breaking, *Phys. Rev. Lett.* **48**, 1220 (1982).
- [6] E. J. Copeland, R. C. Myers, and J. Polchinski, Cosmic F and D strings, *JHEP* **06**, 013, arXiv:hep-th/0312067 [hep-th].
- [7] G. Dvali and A. Vilenkin, Formation and evolution of cosmic D strings, *JCAP* **0403**, 010, arXiv:hep-th/0312007 [hep-th].
- [8] J. Polchinski, Introduction to cosmic F- and D-strings, in *String theory: From gauge interactions to cosmology. Proceedings, NATO Advanced Study Institute, Cargese, France, June 7-19, 2004* (2004) pp. 229–253, arXiv:hep-th/0412244 [hep-th].
- [9] M. G. Jackson, N. T. Jones, and J. Polchinski, Collisions of cosmic F and D-strings, *JHEP* **10**, 013, arXiv:hep-th/0405229 [hep-th].
- [10] S. H. H. Tye, I. Wasserman, and M. Wyman, Scaling of multi-tension cosmic superstring networks, *Phys. Rev.* **D71**, 103508 (2005), [Erratum: *Phys. Rev.* D71, 129906(2005)], arXiv:astro-ph/0503506 [astro-ph].
- [11] H. B. Nielsen and P. Olesen, Vortex Line Models for Dual Strings, *Nucl. Phys.* **B61**, 45 (1973), [302(1973)].
- [12] T. W. B. Kibble, Topology of Cosmic Domains and Strings, *J. Phys.* **A9**, 1387 (1976).
- [13] A. Vilenkin and E. P. S. Shellard, *Cosmic Strings and Other Topological Defects* (Cambridge University Press, 2000).
- [14] A. Albrecht and N. Turok, Evolution of Cosmic Strings, *Phys. Rev. Lett.* **54**, 1868 (1985).
- [15] D. P. Bennett and F. R. Bouchet, Evidence for a Scaling Solution in Cosmic String Evolution, *Phys. Rev. Lett.* **60**, 257 (1988).
- [16] B. Allen and E. P. S. Shellard, Cosmic string evolution: a numerical simulation, *Phys. Rev. Lett.* **64**, 119 (1990).
- [17] A. Vilenkin, Gravitational radiation from cosmic strings, *Phys. Lett.* **107B**, 47 (1981).
- [18] T. Vachaspati and A. Vilenkin, Gravitational Radiation from Cosmic Strings, *Phys. Rev.* **D31**, 3052 (1985).
- [19] N. Turok, Grand Unified Strings and Galaxy Formation, *Nucl. Phys.* **B242**, 520 (1984).
- [20] C. J. Burden, Gravitational Radiation From a Particular Class of Cosmic Strings, *Phys. Lett.* **164B**, 277 (1985).
- [21] K. D. Olum and J. J. Blanco-Pillado, Radiation from cosmic string standing waves, *Phys. Rev. Lett.* **84**, 4288 (2000), arXiv:astro-ph/9910354 [astro-ph].
- [22] J. N. Moore, E. P. S. Shellard, and C. J. A. P. Martins,

- On the evolution of Abelian-Higgs string networks, *Phys. Rev. D* **65**, 023503 (2002), arXiv:hep-ph/0107171 [hep-ph].
- [23] D. Matsunami, L. Pogosian, A. Saurabh, and T. Vachaspati, Decay of Cosmic String Loops Due to Particle Radiation, *Phys. Rev. Lett.* **122**, 201301 (2019), arXiv:1903.05102 [hep-ph].
- [24] G. Vincent, N. D. Antunes, and M. Hindmarsh, Numerical simulations of string networks in the Abelian Higgs model, *Phys. Rev. Lett.* **80**, 2277 (1998), arXiv:hep-ph/9708427 [hep-ph].
- [25] N. Bevis, M. Hindmarsh, M. Kunz, and J. Urrestilla, CMB power spectrum contribution from cosmic strings using field-evolution simulations of the Abelian Higgs model, *Phys. Rev. D* **75**, 065015 (2007), arXiv:astro-ph/0605018 [astro-ph].
- [26] D. G. Figueroa, M. Hindmarsh, and J. Urrestilla, Exact Scale-Invariant Background of Gravitational Waves from Cosmic Defects, *Phys. Rev. Lett.* **110**, 101302 (2013), arXiv:1212.5458 [astro-ph.CO].
- [27] B. Allen, The Stochastic gravity wave background: Sources and detection, in *Relativistic gravitation and gravitational radiation. Proceedings, School of Physics, Les Houches, France, September 26-October 6, 1995* (1996) pp. 373–417, arXiv:gr-qc/9604033 [gr-qc].
- [28] J. J. Blanco-Pillado, K. D. Olum, and B. Shlaer, The number of cosmic string loops, *Phys. Rev. D* **89**, 023512 (2014), arXiv:1309.6637 [astro-ph.CO].
- [29] J. J. Blanco-Pillado, K. D. Olum, and X. Siemens, New limits on cosmic strings from gravitational wave observation, *Phys. Lett. B* **778**, 392 (2018), arXiv:1709.02434 [astro-ph.CO].
- [30] J. J. Blanco-Pillado and K. D. Olum, Stochastic gravitational wave background from smoothed cosmic string loops, *Phys. Rev. D* **96**, 104046 (2017), arXiv:1709.02693 [astro-ph.CO].
- [31] C. Ringeval and T. Suyama, Stochastic gravitational waves from cosmic string loops in scaling, *JCAP* **1712**, 027, arXiv:1709.03845 [astro-ph.CO].
- [32] B. P. Abbott *et al.* (LIGO Scientific, Virgo), Constraints on cosmic strings using data from the first Advanced LIGO observing run, *Phys. Rev. D* **97**, 102002 (2018), arXiv:1712.01168 [gr-qc].
- [33] C. Caprini and D. G. Figueroa, Cosmological Backgrounds of Gravitational Waves, *Class. Quant. Grav.* **35**, 163001 (2018), arXiv:1801.04268 [astro-ph.CO].
- [34] P. Auclair *et al.*, Probing the gravitational wave background from cosmic strings with LISA, *JCAP* **2004**, 034, arXiv:1909.00819 [astro-ph.CO].
- [35] P. Auclair, D. A. Steer, and T. Vachaspati, Particle emission and gravitational radiation from cosmic strings: observational constraints, *Phys. Rev. D* **101**, 083511 (2020), arXiv:1911.12066 [hep-ph].
- [36] Y. Cui, M. Lewicki, D. E. Morrissey, and J. D. Wells, Cosmic Archaeology with Gravitational Waves from Cosmic Strings, *Phys. Rev. D* **97**, 123505 (2018), arXiv:1711.03104 [hep-ph].
- [37] Y. Cui, M. Lewicki, D. E. Morrissey, and J. D. Wells, Probing the pre-BBN universe with gravitational waves from cosmic strings, *JHEP* **01**, 081, arXiv:1808.08968 [hep-ph].
- [38] C.-F. Chang and Y. Cui, Stochastic Gravitational Wave Background from Global Cosmic Strings, *Phys. Dark Univ.* **29**, 100604 (2020), arXiv:1910.04781 [hep-ph].
- [39] Y. Gouttenoire, G. Servant, and P. Simakachorn, BSM with Cosmic Strings: Heavy, up to EeV mass, Unstable Particles, *JCAP* **2007**, 016, arXiv:1912.03245 [hep-ph].
- [40] Y. Gouttenoire, G. Servant, and P. Simakachorn, Beyond the Standard Models with Cosmic Strings, *JCAP* **2007**, 032, arXiv:1912.02569 [hep-ph].
- [41] T. Damour and A. Vilenkin, Gravitational wave bursts from cosmic strings, *Phys. Rev. Lett.* **85**, 3761 (2000), arXiv:gr-qc/0004075 [gr-qc].
- [42] T. Damour and A. Vilenkin, Gravitational wave bursts from cusps and kinks on cosmic strings, *Phys. Rev. D* **64**, 064008 (2001), arXiv:gr-qc/0104026 [gr-qc].
- [43] T. Damour and A. Vilenkin, Gravitational radiation from cosmic (super)strings: Bursts, stochastic background, and observational windows, *Phys. Rev. D* **71**, 063510 (2005), arXiv:hep-th/0410222 [hep-th].
- [44] X. Siemens, J. Creighton, I. Maor, S. Ray Majumder, K. Cannon, and J. Read, Gravitational wave bursts from cosmic (super)strings: Quantitative analysis and constraints, *Phys. Rev. D* **73**, 105001 (2006), arXiv:gr-qc/0603115 [gr-qc].
- [45] G. S. F. Guedes, P. P. Avelino, and L. Sousa, Signature of inflation in the stochastic gravitational wave background generated by cosmic string networks, *Phys. Rev. D* **98**, 123505 (2018), arXiv:1809.10802 [astro-ph.CO].
- [46] R. M. Shannon *et al.*, Gravitational waves from binary supermassive black holes missing in pulsar observations, *Science* **349**, 1522 (2015), arXiv:1509.07320 [astro-ph.CO].
- [47] K. Kamada, Y. Miyamoto, and J. Yokoyama, Evading the pulsar constraints on the cosmic string tension in supergravity inflation, *JCAP* **1210**, 023, arXiv:1204.3237 [astro-ph.CO].
- [48] K. Kamada, Y. Miyamoto, D. Yamauchi, and J. Yokoyama, Effects of cosmic strings with delayed scaling on CMB anisotropy, *Phys. Rev. D* **90**, 083502 (2014), arXiv:1407.2951 [astro-ph.CO].
- [49] C. Ringeval, D. Yamauchi, J. Yokoyama, and F. R. Bouchet, Large scale CMB anomalies from thawing cosmic strings, *JCAP* **1602** (02), 033, arXiv:1510.01916 [astro-ph.CO].
- [50] J. Aasi *et al.* (LIGO Scientific), Advanced LIGO, *Class. Quant. Grav.* **32**, 074001 (2015), arXiv:1411.4547 [gr-qc].
- [51] E. Thrane and J. D. Romano, Sensitivity curves for searches for gravitational-wave backgrounds, *Phys. Rev. D* **88**, 124032 (2013), arXiv:1310.5300 [astro-ph.IM].
- [52] B. P. Abbott *et al.* (Virgo, LIGO Scientific), GW150914: Implications for the stochastic gravitational wave background from binary black holes, *Phys. Rev. Lett.* **116**, 131102 (2016), arXiv:1602.03847 [gr-qc].
- [53] N. Bartolo *et al.*, Science with the space-based interferometer LISA. IV: Probing inflation with gravitational waves, *JCAP* **1612** (12), 026, arXiv:1610.06481 [astro-ph.CO].
- [54] M. Punturo *et al.*, The Einstein Telescope: A third-generation gravitational wave observatory, *Proceedings, 14th Workshop on Gravitational wave data analysis (GWDAW-14): Rome, Italy, January 26-29, 2010*, *Class. Quant. Grav.* **27**, 194002 (2010).
- [55] S. Hild *et al.*, Sensitivity Studies for Third-Generation Gravitational Wave Observatories, *Class. Quant. Grav.* **28**, 094013 (2011), arXiv:1012.0908 [gr-qc].
- [56] P. W. Graham, J. M. Hogan, M. A. Kasevich, and S. Rajendran, Resonant mode for gravitational wave detectors

- based on atom interferometry, *Phys. Rev.* **D94**, 104022 (2016), arXiv:1606.01860 [physics.atom-ph].
- [57] P. W. Graham, J. M. Hogan, M. A. Kasevich, S. Rajendran, and R. W. Romani (MAGIS), Mid-band gravitational wave detection with precision atomic sensors, (2017), arXiv:1711.02225 [astro-ph.IM].
- [58] L. Badurina *et al.*, AION: An Atom Interferometer Observatory and Network, *JCAP* **05**, 011, arXiv:1911.11755 [astro-ph.CO].
- [59] Y. A. El-Neaj *et al.* (AEDGE), AEDGE: Atomic Experiment for Dark Matter and Gravity Exploration in Space, *EPJ Quant. Technol.* **7**, 6 (2020), arXiv:1908.00802 [gr-qc].
- [60] G. Janssen *et al.*, Gravitational wave astronomy with the SKA, *PoS AASKA14*, 037 (2015), arXiv:1501.00127 [astro-ph.IM].
- [61] C. J. A. P. Martins and E. P. S. Shellard, String evolution with friction, *Phys. Rev.* **D53**, 575 (1996), arXiv:hep-ph/9507335 [hep-ph].
- [62] C. J. A. P. Martins and E. P. S. Shellard, Quantitative string evolution, *Phys. Rev.* **D54**, 2535 (1996), arXiv:hep-ph/9602271 [hep-ph].
- [63] C. J. A. P. Martins and E. P. S. Shellard, Extending the velocity dependent one scale string evolution model, *Phys. Rev.* **D65**, 043514 (2002), arXiv:hep-ph/0003298 [hep-ph].
- [64] P. P. Avelino and L. Sousa, Scaling laws for weakly interacting cosmic (super)string and p-brane networks, *Phys. Rev.* **D85**, 083525 (2012), arXiv:1202.6298 [astro-ph.CO].
- [65] L. Sousa and P. P. Avelino, Stochastic Gravitational Wave Background generated by Cosmic String Networks: Velocity-Dependent One-Scale model versus Scale-Invariant Evolution, *Phys. Rev.* **D88**, 023516 (2013), arXiv:1304.2445 [astro-ph.CO].
- [66] A. Rajantie, Formation of topological defects in gauge field theories, *Int. J. Mod. Phys.* **A17**, 1 (2002), arXiv:hep-ph/0108159 [hep-ph].
- [67] M. S. Turner, E. J. Weinberg, and L. M. Widrow, Bubble nucleation in first order inflation and other cosmological phase transitions, *Phys. Rev.* **D46**, 2384 (1992).
- [68] T. Konstandin and G. Servant, Cosmological Consequences of Nearly Conformal Dynamics at the TeV scale, *JCAP* **12**, 009, arXiv:1104.4791 [hep-ph].
- [69] J. Ellis, M. Lewicki, and J. M. No, On the Maximal Strength of a First-Order Electroweak Phase Transition and its Gravitational Wave Signal, *JCAP* **1904** (04), 003, arXiv:1809.08242 [hep-ph].
- [70] J. Ellis, M. Lewicki, J. M. No, and V. Vaskonen, Gravitational wave energy budget in strongly supercooled phase transitions, *JCAP* **1906** (06), 024, arXiv:1903.09642 [hep-ph].
- [71] Q. Shafi and A. Vilenkin, Spontaneously Broken Global Symmetries and Cosmology, *Phys. Rev.* **D29**, 1870 (1984).
- [72] E. T. Vishniac, K. A. Olive, and D. Seckel, Cosmic Strings and Inflation, *Nucl. Phys.* **B289**, 717 (1987).
- [73] J. Yokoyama, INFLATION CAN SAVE COSMIC STRINGS, *Phys. Rev. Lett.* **63**, 712 (1989).
- [74] H. M. Hodges and J. R. Primack, Strings, texture and inflation, *Phys. Rev.* **D43**, 3155 (1991).
- [75] R. Basu, A. H. Guth, and A. Vilenkin, Quantum creation of topological defects during inflation, *Phys. Rev.* **D44**, 340 (1991).
- [76] The supplemental material includes references [85–88].
- [77] T. Charnock, A. Avgoustidis, E. J. Copeland, and A. Moss, CMB constraints on cosmic strings and superstrings, *Phys. Rev.* **D93**, 123503 (2016), arXiv:1603.01275 [astro-ph.CO].
- [78] M. V. Sazhin, O. S. Khovanskaya, M. Capaccioli, G. Longo, M. Paolillo, G. Covone, N. A. Grogin, and E. J. Schreier, Gravitational lensing by cosmic strings: What we learn from the CSL-1 case, *Mon. Not. Roy. Astron. Soc.* **376**, 1731 (2007), arXiv:astro-ph/0611744 [astro-ph].
- [79] E. Morganson, P. Marshall, T. Treu, T. Schrabback, and R. D. Blandford, Direct Observation of Cosmic Strings via their Strong Gravitational Lensing Effect: II. Results from the HST/ACS Image Archive, *Mon. Not. Roy. Astron. Soc.* **406**, 2452 (2010), arXiv:0908.0602 [astro-ph.CO].
- [80] S. Laliberte, R. Brandenberger, and D. C. N. da Cunha, Cosmic String Wake Detection using 3D Ridgelet Transformations, (2018), arXiv:1807.09820 [astro-ph.CO].
- [81] M. A. Fernandez, S. Bird, and Y. Cui, Cosmic filaments from cosmic strings, *Phys. Rev.* **D102**, 043509 (2020), arXiv:2004.13752 [astro-ph.CO].
- [82] Z. Arzoumanian *et al.* (NANOGrav), The NANOGrav 12.5-year Data Set: Search For An Isotropic Stochastic Gravitational-Wave Background, (2020), arXiv:2009.04496 [astro-ph.HE].
- [83] J. Ellis and M. Lewicki, Cosmic String Interpretation of NANOGrav Pulsar Timing Data, (2020), arXiv:2009.06555 [astro-ph.CO].
- [84] S. Blasi, V. Brdar, and K. Schmitz, Has NANOGrav found first evidence for cosmic strings?, (2020), arXiv:2009.06607 [astro-ph.CO].
- [85] J. J. Blanco-Pillado, K. D. Olum, and B. Shlaer, Cosmic string loop shapes, *Phys. Rev.* **D92**, 063528 (2015), arXiv:1508.02693 [astro-ph.CO].
- [86] S. A. Sanidas, R. A. Battye, and B. W. Stappers, Constraints on cosmic string tension imposed by the limit on the stochastic gravitational wave background from the European Pulsar Timing Array, *Phys. Rev.* **D85**, 122003 (2012), arXiv:1201.2419 [astro-ph.CO].
- [87] L. Sousa, P. P. Avelino, and G. S. F. Guedes, Full analytical approximation to the stochastic gravitational wave background generated by cosmic string networks, *Phys. Rev.* **D101**, 103508 (2020), arXiv:2002.01079 [astro-ph.CO].
- [88] S. Blasi, V. Brdar, and K. Schmitz, Fingerprint of Low-Scale Leptogenesis in the Primordial Gravitational-Wave Spectrum, (2020), arXiv:2004.02889 [hep-ph].