

Fountain chain or spontaneous pulley – finding the reason behind the chain siphoning

Dragos-Victor Anghel*

December 21, 2024

Abstract

We analyse the chain fountain effect – the chain siphoning, when falling from a container onto the floor. We argue that the main reason for this effect are the inertial forces that appear in the chain (like the centrifugal forces) and not the momentum received by the beads of the chain from the bottom of the container. The centrifugal force leads to an effect similar to pulling the chain over a pulley placed up in the air, above the beaker. We also analyse the equations of motion and the stationary solution. We conclude that the stationary solution is unstable and any disturbance tends to be amplified – until it is constrained by the lateral rigidity of the chain and the geometry of the experiment, in general. For this reason, the stationary solution is not expected to be formed in an experiment, but the chain should rather have a fluctuating trajectory. Whether the fluctuating trajectory averages to the stationary solution is not clear and remains to be studied.

1 Introduction

The fountain chain [1], also called the Mould effect [2], has attracted quite some interest in the past few years (Mould’s youtube videos on the *siphoning beads* has attracted more than three million views). When a chain falls from a container (for example, a beaker) over its rim, onto the floor, sometimes forms a high arch in the air, which is called fountain chain. This effect has been investigated both, theoretically and experimentally (see, for example, Refs. [3, 4, 5, 6, 7, 8, 9, 10] and references therein), and although it is hard to isolate and observe the main physical phenomenon which produces it, it is quite generally accepted that the reaction from the bottom of the container, which “kicks” up the beads of the chain as they start flying, is the culprit [3, 4]. As a consequence of this belief, one would expect that the more flexible the chain is, the less likely it is to siphon from the beaker. This is *apparently* supported by experiments showing ropes or chains of loosely connected beads crawling over the rim of the container and falling on the other side of it, onto the floor, pulled by their own weights [3, 7]. Such experiments are misleading, since the failure of the formation of the fountain chain is due to the small velocity acquired by the chain (or rope), eventually because of dissipation phenomena.

*Institutul National de Cercetare-Dezvoltare pentru Fizica si Inginerie Nucleara Horia Hulubei

We argue here that the kicks received by the beads from the bottom of the container are not the main reason (assuming they have *any* relevance) for the fountain chain formation, but the inertia of the chain. Due to its own inertia, the chain cannot simply change from moving upwards to moving downwards at the rim of the beaker, but forms up in the air something that is better described as a “spontaneous pulley”, which pulls the chain high above the rim. Such a phenomenon can be observed in many activities, like when a rope or a chain is pulled with high velocity over a pulley or an obstacle. If the tension is not strong enough, the chain (or rope) simply detaches from the pulley and turns at a certain distance from it. Therefore, siphoning is unavoidable if proper velocity is acquired and the failure to reach a high enough velocity (provided that energy conservation would allow it in ideal conditions) is simply due to dissipation.

The paper is organized as follows. In Section 2, we describe the chain and write the main equations governing its dynamics. These equations are generally known, but we include them here to make the paper self-contained and to put them in a convenient form. We write the differential equations that describe the stationary regime and the fluctuations around it in Section 2.1. Using these equations, we find the shape of the chain in the stationary case and show that it is unstable. This implies that the chain deviates in general from the stationary solution, which, in principle, cannot be observed directly. Eventually, the stationary solution may represent the average over many experimental realizations, but we did not study how the average converges – this should be a separate analysis. In Section 3 we discuss the idea of the “spontaneous pulley” and in Section 4 we draw the conclusions.

2 The description of the chain

A non-extensible chain, like the one presented in Fig. 1, of constant linear density λ , is described by the position vector $\mathbf{r}(l, t) \equiv [x(l, t), y(l, t), z(l, t)]$, which depends on two parameters: the position along the chain l and time t . The local velocity (with respect to the laboratory frame) and acceleration are $\mathbf{v}(l, t) \equiv [v_x(l, t), v_y(l, t), v_z(l, t)]$ and $\mathbf{a}(l, t) \equiv [a_x(l, t), a_y(l, t), a_z(l, t)]$, respectively.

2.1 The stationary case and fluctuations

In the stationary case, the chain is moving along a path which does not depend on t , $\mathbf{r}(l) \equiv [x(l), y(l), z(l)]$. The chain is not extensible, so its velocity $\mathbf{v}(l) \equiv \mathbf{v}[x(l), y(l), z(l)]$ has the same modulus and is tangent to the path in all its points. The differential of \mathbf{r} is

$$\begin{aligned} d\mathbf{r} &= \left(\hat{\mathbf{x}} \frac{dx}{dl} + \hat{\mathbf{y}} \frac{dy}{dl} + \hat{\mathbf{z}} \frac{dz}{dl} \right) dl, \quad \text{where} \\ dr &= dl \quad \text{and} \quad \left(\frac{dx}{dl} \right)^2 + \left(\frac{dy}{dl} \right)^2 + \left(\frac{dz}{dl} \right)^2 = 1. \end{aligned} \tag{1}$$

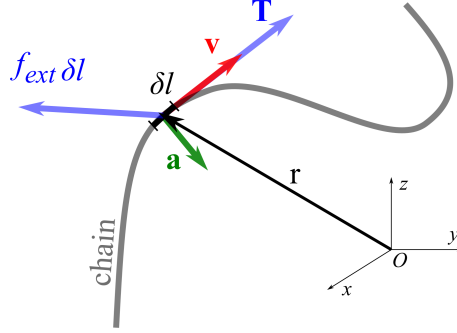


Figure 1: The chain in stationary conditions. A chain element δl , located at $\mathbf{r}[x(l), y(l), z(l)]$, has the velocity \mathbf{v} and acceleration \mathbf{a} , such that $\mathbf{v}\mathbf{a} = 0$. The forces that act on this chain element are the tension \mathbf{T} and the external force $\delta F_{ext} \equiv f_{ext}\delta l$, where f_{ext} is the external force density.

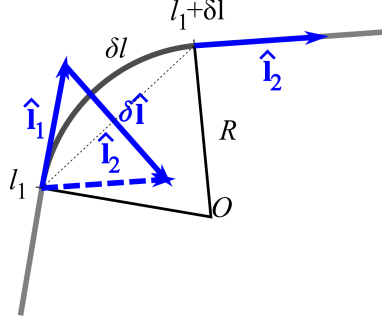


Figure 2: A detail from the chain trajectory. Taking the limit $\delta l \rightarrow 0$ and using the fact that $|\hat{\mathbf{l}}_1| = |\hat{\mathbf{l}}_2| = 1$, one can easily prove that $d\hat{\mathbf{l}}/dl \equiv c\hat{\mathbf{l}}_\perp = 1/R$, where R is the curvature radius.

Since $\hat{\mathbf{x}}\frac{dx}{dl} + \hat{\mathbf{y}}\frac{dy}{dl} + \hat{\mathbf{z}}\frac{dz}{dl}$ has unit modulus, we shall denote it by $\hat{\mathbf{l}} \equiv \hat{\mathbf{l}}(l)$. From (1) we get

$$\mathbf{v}(l) \equiv \frac{d\mathbf{r}(l)}{dt} = \hat{\mathbf{l}}(l)v \quad \text{and} \quad \mathbf{a}(l) \equiv \frac{d\mathbf{v}}{dt} = \left(\hat{\mathbf{x}}\frac{d^2x}{dt^2} + \hat{\mathbf{y}}\frac{d^2y}{dt^2} + \hat{\mathbf{z}}\frac{d^2z}{dt^2} \right) v^2. \quad (2)$$

From the invariance of δl we obtain $\mathbf{v}\mathbf{a} = 0$, that is, the acceleration is always perpendicular on the local velocity and, therefore, on the path. We introduce the notations $c(l)\hat{\mathbf{l}}_\perp(l) \equiv \hat{\mathbf{x}}\frac{d^2x}{dt^2} + \hat{\mathbf{y}}\frac{d^2y}{dt^2} + \hat{\mathbf{z}}\frac{d^2z}{dt^2}$, where $|\hat{\mathbf{l}}_\perp(l)| = 1$, $c(l) \geq 0$, and $\hat{\mathbf{l}}_\perp(l)\hat{\mathbf{l}}(l) = 0$ for any l . Using Fig. 2 one can prove that $c(l)\hat{\mathbf{l}}_\perp(l) = d\hat{\mathbf{l}}/dl = \hat{\mathbf{l}}_\perp(l)/R$, where R is the radius of the curvature of the chain trajectory at l .

The forces that act on the chain are the tension $\mathbf{T}(l) \equiv T(l)\hat{\mathbf{l}}(l)$ (we assume that the chain is not stiff, so \mathbf{T} acts along the chain) and the external force density $\mathbf{f}_{ext}(l)$. The resultant force that acts on the chain element δl is (see Fig. 3)

$$\delta \mathbf{F} = \delta l \left(\mathbf{f}_{ext} + \frac{dT}{dl}\hat{\mathbf{l}} + Tc\hat{\mathbf{l}}_\perp \right), \quad (3)$$

so, using Eqs. (2) and (3), we can write Newton's law $\delta \mathbf{F} = \delta m \mathbf{a} \equiv \delta l \lambda \mathbf{a}$, from

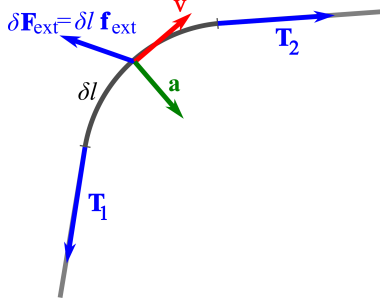


Figure 3: The forces that act on a small chain element δl and the acceleration produced. \mathbf{T}_1 and \mathbf{T}_2 are the tensions that act on the element's ends; $\delta \mathbf{F}_{ext}$ is the external force caused by the force density \mathbf{f}_{ext} .

where we obtain

$$\lambda v^2 \hat{\mathbf{c}}_{\perp} = \mathbf{f}_{ext} + \frac{dT}{dl} \hat{\mathbf{t}} + T \hat{\mathbf{c}}_{\perp}. \quad (4)$$

To analyze the situation, let us introduce a local (and right handed) system of coordinates $(\hat{\mathbf{t}}, \hat{\mathbf{t}}_{\perp}, \hat{\mathbf{t}}_t)$, where $\hat{\mathbf{n}}_t = \hat{\mathbf{n}}_{\perp} = \hat{\mathbf{t}}_{\perp} \hat{\mathbf{t}}_t = 0$. Then, we may write $\mathbf{f}_{ext} \equiv \mathbf{f}_{\perp} + \mathbf{f}_t + \mathbf{f}_{\parallel} \equiv \hat{\mathbf{t}}_{\perp} f_{\perp} + \hat{\mathbf{t}}_t f_t + \hat{\mathbf{t}}_{\parallel} f_{\parallel}$, to obtain the conditions for equilibrium,

$$f_{\parallel}(l) = -\frac{dT(l)}{dl}, \quad (5a)$$

$$f_{\perp}(l) = [\lambda v^2 - T(l)]c(l), \quad \text{and} \quad (5b)$$

$$f_t(l) = 0. \quad (5c)$$

From Eq. (5a) we see that the variation of T along the chain is only caused by the component of the external force parallel to the chain and compensates it.

Equation (5b) is more interesting. First, we observe that if $f_{\perp}(l) = 0$, then either $\lambda v^2 - T(l) = 0$, or $c(l) = 0$. If $c(l) \neq 0$ and $T(l) < \lambda v^2$ (see Fig. 3), the tension is not strong enough to keep the chain on a curved path, so the centrifugal force that acts on the moving chain will tend to displace it even further. Any disturbance will evolve in the direction of the convexity and the chain is unstable. Vice-versa, if $c(l) \neq 0$ and $T(l) > \lambda v^2$, the tension is too strong, the centrifugal force cannot compensate the tension and the chain straightens (the concavities and convexities are removed). In either case, the chain is unstable at $c(l) \neq 0$, whereas if $\lambda v^2 - T(l) = 0$, the chain is in local (unstable) equilibrium.

Similarly, we analyse the case $c = 0$. In this situation, we observe that the system is in unstable equilibrium if $T < \lambda v^2$, because, as we explained above, any disturbance tends to be amplified by the centrifugal force, whereas if $T > \lambda v^2$ the system is in stable equilibrium, because the tension is strong enough to reduce any disturbance back to zero.

All the discussion of Eq. (5b) for $f_{\perp} = 0$ (the discussion about stability) applies also to Eq. (5c), since $f_t(l) = 0$ for any l .

If $f_{\perp} \neq 0$ and Eq. (5b) is satisfied, then the equilibrium of the chain in motion is realized with the participation of the external force. If we deform the chain from the equilibrium shape moving it in a direction opposite to $\hat{\mathbf{t}}_{\perp}$ – that

is, increasing locally $c(l)$ – we have two situations. (1) If $T < \lambda v^2$, we obtain $[\lambda v^2 - T(l)]c(l) - f_\perp(l) > 0$, which means that the centrifugal force becomes stronger than the resultant force of \mathbf{T} and \mathbf{f}_{ext} (the constraining forces) and the chain is further displaced from the equilibrium shape (see Fig. 3). (2) If $T > \lambda v^2$, we obtain $[\lambda v^2 - T(l)]c(l) - f_\perp(l) < 0$, which means that the centrifugal force becomes weaker than the constraining forces and the chain is pushed back to equilibrium.

Similarly, if we deform the chain in the direction $\hat{\mathbf{l}}_\perp$ – that is, decreasing locally $c(l)$ – we have again the situations (1) and (2). Therefore, we can conclude in general that, if $T < \lambda v^2$ the equilibrium chain shape is unstable, whereas if $T > \lambda v^2$ the equilibrium is stable. In the next section we shall see that the stationary shape of the chain is unstable.

2.2 Solutions for the stationary shape of the chain

The stationary shape of the chain was found before (see, for example, [3]) and may be obtained from Eqs. (5), with proper boundary conditions. The situation is schematically illustrated in Fig. 4, where we represent a chain falling from a beaker onto the floor. The beaker is at height h above the floor and the force that acts on it is the gravity: $\mathbf{f}_{ext} = \lambda \mathbf{g}$, where $\mathbf{g} = -g\hat{\mathbf{z}}$ is the gravitational acceleration, acting along the z direction, downwards. Due to the symmetry of the problem, we can choose the coordinate axes (x, y, z) such that $y \equiv 0$ – that is, we work in the (x, z) plane. The parametric curve $[x(l), z(l)]$, that describes the chain in this plane will be changed into the function $z(x)$, which is single valued and defined in the interval $[0, x_{max}]$. From Eqs (1) and (2), together with (see Fig. 4) $dz/dx \equiv z' = (dz/dl)/(dx/dl) = \tan(\alpha)$, we obtain

$$\left| \frac{dx}{dl} \right| = \frac{1}{\sqrt{1 + (z')^2}}, \quad \left| \frac{dz}{dl} \right| = \frac{|z'|}{\sqrt{1 + (z')^2}}, \quad \left| \frac{d^2z}{dl^2} \right| = \frac{|z''|}{[1 + (z')^2]^{3/2}}, \quad (6)$$

$$\left| \frac{d^2z}{dl^2} \right| = \frac{|z'z''|}{[1 + (z')^2]^{3/2}}, \quad \text{and} \quad c = \frac{|z''|}{[1 + (z')^2]^{3/2}} \equiv \frac{1}{R}.$$

From Eq. (5a) we obtain $f_\parallel = g\lambda \sin(\alpha) = -T'(dx/dl) = -T' \cos(\alpha)$, where $T' \equiv dT/dx$. Taking into account that $z' = \tan(\alpha)$, we further obtain

$$T' = -g\lambda \tan(\alpha) = -g\lambda z' \quad \text{or} \quad T[z(x)] = g\lambda z + T_0, \quad (7)$$

where T_0 is the tension in the chain at $z = 0$. Assuming that the tension becomes zero when the chain reaches the table ($z = 0$), in the rest of the calculations we shall assume $T_0 = 0$. If $T_0 \neq 0$, one can adjust the position $z = 0$ below or above the table, such that the condition $T(z = 0) \equiv T_0 = 0$ is still satisfied.

From Eq. (5b) we obtain

$$g\lambda = [\lambda v^2 - T(x)] \frac{|z''|}{1 + (z')^2}. \quad (8)$$

We immediately observe that $\lambda v^2 - T(x) > 0$ along the whole trajectory, so the chain is in an unstable state.

Taking into account that along the chain trajectory $z'' < 0$ and replacing $T[z(x)]$ from Eqs. (7) and (8) we get

$$g = -[v^2 - gz] \frac{z''}{1 + (z')^2}. \quad (9)$$

We see that the stationary trajectory does not depend on λ . Furthermore, if we replace the coordinates (x, z) by the dimensionless coordinates (x_1, z_1) , where

$$x_1 \equiv \frac{gx}{v^2} \quad \text{and} \quad z_1 \equiv \frac{gz}{v^2}, \quad (10)$$

Eq. (9) simplifies to

$$z_1''(z_1 - 1) - (z_1')^2 - 1 = 0, \quad (11)$$

with the solution

$$z_1(x_1) = C_1 \cosh\left(\frac{x_1 + C_2}{C_1}\right) + 1, \quad (12)$$

where C_1 and C_2 are two constants that have to be determined.

The value of g/v^2 is determined from the energy conservation (other proposals exist in the literature [9, 10], but we consider this to be correct, as we show in Appendix A). The pulling force close to the bottom of the beaker (that is, at height h) is $T_b = g\lambda h$ and the mechanic work done along a distance δl ($L = g\lambda h \delta l$) should be recovered in the form of kinetic energy of a chain segment of the same length put into motion from the bottom of the beaker ($\delta E_k = \delta l \lambda v^2/2$). This gives the relation

$$g/v^2 = 1/(2h). \quad (13)$$

Notice also that while the segment δl is put into motion and acquires the energy δE_k , another segment, of the same length, releases its energy on the floor and is halted from the velocity v to 0, loosing the same amount of energy. This ensures that the energy of the chain does not change during the process of stationary falling.

To determine the constants C_1 and C_2 , let's choose the coordinates as in Fig. 4, with $z(0) = h$. First, from the Eqs. (12) and (13) we obtain

$$-\frac{1}{2} = C_1 \cosh\left(\frac{C_2}{C_1}\right); \quad (14)$$

Eq. (14) implies $C_1 < 0$. Similarly, the point of maximum height H corresponds to $x_1 = -C_2$ (so $C_2 < 0$ also) and

$$\frac{H}{2h} - 1 = C_1. \quad (15)$$

We notice that $h < H < 2h$, which implies $-0.5 < C_1 < 0$. The point $x_{max} \equiv 2hx_{1,max}$ where the chain reaches the floor is determined from Eq. (12),

$$\frac{x_{max}}{2h} \equiv x_{1,max} = -C_2 - C_1 \operatorname{arccosh}\left(-\frac{1}{C_1}\right) \quad (16)$$

From Eqs. (14)-(16) we see that the shape of the chain in the stationary state is determined only by the constant C_1 , which is further determined by the ratio H/h , by Eqs. (14) and (15). To understand what physical conditions determine this ratio, let us calculate the derivative dz/dx in $x = 0$, using Eqs. (14) and (15):

$$\left.\frac{dz}{dx}\right|_{x=0} = \left.\frac{dz_1}{dx_1}\right|_{x_1=0} = \sinh\left(\frac{C_2}{C_1}\right) = \sqrt{\frac{1}{4[H/(2h) - 1]^2} - 1}. \quad (17)$$

Equation (17) may be inverted and H/h is obtained as a function of the direction followed by the chain when it leaves the beaker, which represents the initial condition.

Using Eq. (7), we obtain the tension along the chain,

$$T(x) = g\lambda z(x) = 2hg\lambda \left\{ C_1 \cosh \left[\frac{x/(2h) + C_2}{C_1} \right] + 1 \right\}, \quad (18)$$

with its maximum value at the maximum height H ,

$$T_{max} = T(2hC_2) = g\lambda H. \quad (19)$$

Since $v^2 = 2gh$ (Eq. 13) and $H < 2h$ (Eq. 15), from Eq. (19) we observe again that $T(x) < \lambda v^2$ for any x , so the stationary trajectory is unstable.

3 The spontaneous pulley

It is generally argued that the chain raises above the rim of the beaker due to the kicks received by the beads from the bottom of the beaker [3, 4, 7]. On the other hand, simulations suggest that this mechanism is not necessary to maintain the fountain chain, once it is started [9]. We argue that indeed, if proper conditions are met, the chain is pulled upwards from the container by its own inertia – that is, by the centrifugal force that is strongest in the region where the chain bends downwards, as if it would be passed over a pulley. From Eq. (5b) we see that as v increases, T has to increase also in order to keep the system in equilibrium, if we keep the same curvature and since the gravitational force remains the same.

Let's prove that the centrifugal force is the main cause of the chain fountain phenomenon by *reductio ad absurdum*, assuming that the chain is soft enough, so that the reaction from the beaker is too weak to produce siphoning and the trajectory of the chain is similar to curve (2) of Fig. 4. Then, the highest point of the chain is H' (at the rim of the beaker) and, if the dissipation is negligible, in the stationary condition, $T(H') = T'_{max} = \lambda g H'$, $(v')^2 = 2gh$, and from the equilibrium condition (5b) we get

$$R(H') = 2h - H', \quad (20)$$

where $R(H')$ is the curvature radius at the rim of the beaker – notice that the curvature is minimum at the point where the chain is horizontal, because in this case $f_{\perp} = g\lambda \cos(\alpha = 0) = g\lambda$ is maximum. But from Eq. (20) we notice that $2h - H' \equiv h - h_b$ is the difference between the height of the bottom of the beaker and the height of the beaker h_b , which may be orders of magnitude larger than any of the dimensions of the beaker. This implies that this equilibrium condition cannot be satisfied in the absence of dissipation and therefore the dissipation (friction) is the main reason for the absence of the fountain chain, for reducing the velocity of the chain and producing extra external force (eventually) at the rim of the beaker. More exactly, if for the same experimental conditions, one chain is siphoning and another one is not, this means that in the second case the friction is larger than in the first case. Keep in mind that in some experiments [3] the chains may consist of beads so loosely tied together that the assumption that the chain is homogeneous may not hold and this brings extra

complications to the problem – eventually one should treat this as a chain of discreet masses.

If the siphoning mechanism appears in an experiment, this is due to the fact that the condition (5b) cannot be satisfied at the rim of the beaker (see Eq. 20) and the resultant of the centrifugal force, tension, and gravitational force pull the chain upwards, as if a pulley is present in the upper part of the chain. This phenomenon is the main cause of the fountain chain effect, not the “kicks” from the bottom of the container.

4 Conclusions

We analyzed the fountain chain and observed that the stationary trajectory is unstable. The stability of the trajectory may be increase by the lateral stiffness of the chain. The fluctuating trajectory may not average (in time or over many realization of similar experiments) to the stationary solution – this remains to be studied.

The most important aspect of our study is that we clarified that the reason for the formation of the fountain chain are not the small “kicks” received by the beads of the chain from the bottom of the container (a beaker, for example), but the centrifugal forces that appear in the chain when the trajectory is bent. These centrifugal forces have an effect equivalent to the existence of a pulley, up in the air, above the beaker. With the aid of this pulley, the chain is lifted from the beaker and left to fall onto the floor. Therefore called this phenomenon here the spontaneous pulley effect, since it may be observed in a wider class of phenomena, when a chain or a rope moving with high velocity is forced to change direction.

Acknowledgements

I am grateful to Prof. Eirik Grude Flekkøy for showing me the fountain chain. The work was supported by the UEFISCDI project PN19060101/2019 and Romania-JINR collaboration projects.

A Conservation of energy vs “momentum transfer”

In Eq. (13) we applied the conservation of energy to obtain the velocity of the chain, as a function of the beaker height h . In Ref. [9], v was obtained by calculating the momentum transfer from the moving chain to the beads that are set in motion. The difference between the two methods of calculation is a factor of 2 in the energy transfer, so here we shall argue in the favor of our method.

If T_b is the tension in the chain at the beaker bottom, near the beads that are to be set in motion in the next time interval δt , then, following [9], the momentum transfer to the beads is $\Delta P = \lambda v \delta l = \lambda v^2 \delta t$. Since this momentum variation is due to the tension T_b and the “net upwards force on all the beads inside the container, $\Delta F_z = F_z - G$, where G is gravity and F_z the force from

the container bottom or other beads” [9], acting for the same interval of time δt (that is, $\Delta P = (T_b + \Delta F_z)\delta t$), one obtains

$$T_b + \Delta F_z = g\lambda h + \Delta F_z = \lambda v^2, \quad (21)$$

This argument further implies that $\Delta F_z = \lambda g(H'' - h)$, where H'' is the maximum height predicted by this method (Eq. 7 of [9]). Since $H'' - h$ is comparable to the beaker’s height and may be much smaller than h , Eq. (21) leads to $v^2 \approx gh$, which is half of what we obtained in Eq. (13) – at this stage, both methods ignore the dissipation of the chain energy by friction, so they refer to the ideal case.

In our opinion, Eq. (21) is mistaken because by equating $\delta l = v\delta t$ one implicitly assume that at the beginning of the time interval δt the velocity of the segment δl is already v . This means that the momentum impinged by the force $T_b + \Delta F_z$ to the beads has already took place before or at the very beginning of δt (on a time scale much shorter than δt), so Eq. (21) does not capture the correct time interval.

One can also see intuitively the correctness of our argument. Whereas our equations conserve energy, Eq. (21) loses (about) half of it. This energy (which is lost when the chain is put in motion) must be dissipated in the chain, in the beaker’s bottom, or in both. In the case of chains falling from high altitudes, as it happens in some experiments, this energy dissipation should be substantial and eventually should lead to easily observable effects, which, eventually, is not the case.

Finally, the other approach predicts for the stationary case $\lambda gH'' = \lambda v^2$ (see Eqs. 6 and 7 and the text between, in Ref. [9]), which, if plugged into our equilibrium equation (5b) leads to $\lambda gR = 0$ at maximum height (see the definition of R in our Eqs. 6). But the curvature radius R at the maximum height is never observed to be zero and, most importantly, *it cannot be zero by the general argument that there is a minimum curvature radius imposed by the construction of the chain* (see, for example, [3, 4, 5, 7, 8, 9, 10]). In conclusion, the “momentum conservation” condition [9, 10] not only contradicts the energy conservation, but also contradicts the existence of the stationary solution.

References

- [1] J. A. Hanna and C. D. Santangelo. Slack dynamics on an unfurling string. *Phys. Rev. Lett.*, 109:134301, 2012.
- [2] S. Mounld. Fountain chain. Available online at: <http://stevemould.com/>, 2013.
- [3] J. S. Biggins and M. Warner. *Proc. R. Soc. A*, 470, 2014.
- [4] John S. Biggins. Growth and shape of a chain fountain. *EPL*, 106:44001, 2014.
- [5] Y. Andrew, F. Kearns, T. Mustafa, R. Salih, A. Ioratim-Uba, I Udall, and M Usama. Non-linear dependence of the height of a chain fountain on drop height. *Phys. Educ.*, 50:564, 2015.
- [6] E. G. Virga. Chain paradoxes. *Proc. R. Soc. A*, 471:20140657, 2015.

- [7] J. Pantaleone. A quantitative analysis of the chain fountain. *Am. J. Phys.*, 85:414, 2017.
- [8] F. Pfeiffer and J. Mayet. Stationary dynamics of a chain fountain. *Arch. Appl. Mech.*, 87:1411, 2017.
- [9] E. G. Flekkøy, M. Moura, and K. J. Måløy. Mechanisms of the flying chain fountain. *Frontiers in Physics*, 6:84, 2018.
- [10] E. G. Flekkøy, M. Moura, and K. J. Måløy. Dynamics of the fluctuating flying chain. *Frontiers in Physics*, 7:187, 2019.

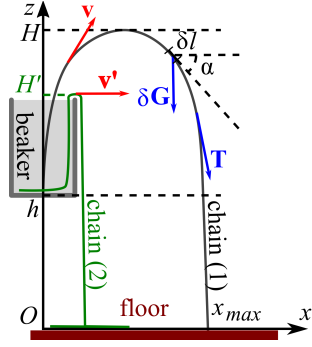


Figure 4: The schematic representation of a chain falling from the beaker onto the floor in the cases when the chain fountain is formed (1) and when it is not formed (2). The bottom of the beaker is at height h above the floor and the chain is moving with velocity \mathbf{v} (1) or \mathbf{v}' (2). The gravity force that acts on the chain segment δl is $\delta \mathbf{G} = -\lambda g \delta l \hat{\mathbf{z}}$ and $\hat{\mathbf{l}} \hat{\mathbf{x}} = \cos(\alpha)$.