

DISS. ETH NO. 26496

Provable Non-Convex Optimization and Algorithm Validation via Submodularity

A thesis submitted to attain the degree of

DOCTOR OF SCIENCES of ETH ZURICH
(Dr. sc. ETH Zurich)

presented by

YATAO (AN) BIAN

Master of Science in Engineering
Shanghai Jiao Tong University
born on 17.01.1990
citizen of China

accepted on the recommendation of

Prof. Dr. Joachim M. Buhmann, examiner
Prof. Dr. Andreas Krause, co-examiner
Prof. Dr. Yisong Yue, co-examiner

2019

ABSTRACT

Submodularity is one of the most well-studied properties of problem classes in combinatorial optimization and many applications of machine learning and data mining, with strong implications for guaranteed optimization. In this thesis, we investigate the role of submodularity in provable non-convex optimization and validation of algorithms.

A profound understanding which classes of functions can be tractably optimized remains a central challenge for non-convex optimization. By advancing the notion of submodularity to continuous domains (termed “continuous submodularity”), we characterize a class of generally non-convex and non-concave functions – *continuous submodular functions*, and derive algorithms for approximately maximizing them with strong approximation guarantees. Meanwhile, continuous submodularity captures a wide spectrum of applications, ranging from revenue maximization with general marketing strategies, MAP inference for DPPs to mean field inference for probabilistic log-submodular models, which renders it as a valuable domain knowledge in optimizing this class of objectives.

Validation of algorithms is an information-theoretic framework to investigate the robustness of algorithms to fluctuations in the input / observations and their generalization ability. We investigate various algorithms for one of the paradigmatic unconstrained submodular maximization problem: MAXCUT. Due to submodularity of the MAXCUT objective, we are able to present efficient approaches to calculate the algorithmic information content of MAXCUT algorithms. The results provide insights into the robustness of different algorithmic techniques for MAXCUT.

ZUSAMMENFASSUNG

Submodularität ist eine der am besten erforschten Eigenschaften von Problemklassen in der kombinatorischen Optimierung. Sie findet Anwendung in Bereichen des maschinellen Lernens und des Data-Minings. Submodularität liefert ausserdem wesentliche Grundlagen für algorithmische Garantien in der Optimierung. In dieser Arbeit untersuchen wir die Rolle von Submodularität in nicht-konvexer Optimierung sowie in der Validierung von Algorithmen.

Eine zentrale Herausforderung im Bereich der nicht-konvexen Optimierung liegt darin, das Verständnis über Funktionsklassen, welche nachweislich optimiert werden können, zu erweitern. Indem wir den Begriff von Submodularität auf den kontinuierlichen Bereich übertragen (bezeichnet als „kontinuierliche Submodularität“), können wir eine allgemeine Klasse von nicht-konvexen und nicht-konkaven Funktionen beschreiben. Wir entwickeln Algorithmen, die diese kontinuierlichen submodularen Funktionen mit beweisbaren Garantien approximativ optimieren können. Die kontinuierliche Submodularität eröffnet ein breites Anwendungsspektrum, das von Umsatzmaximierung mit allgemeinen Vermarktungsstrategien, MAP-Inferenz für DPPs bis hin zur approximativen Inferenz mittels der „Mean-field“ Näherung für probabilistische log-submodulare Modelle reicht.

Die Validierung von Algorithmen ist ein informationstheoretisches Konzept, das die Robustheit gegenüber Fluktuationen in den Eingabe-Daten bzw. Beobachtungen überprüft. Das Konzept untersucht damit die Generalisierungsfähigkeit eines Algorithmus. Wir untersuchen verschiedene Algorithmen für eines der paradigmatischen submodularen Maximierungsprobleme: MAXCUT. Aufgrund der Submodularität der MAXCUT Kostenfunktion können wir effiziente Ansätze zur Berechnung des algorithmischen Informationsgehaltes von MAXCUT-Algorithmen herleiten. Die Resultate liefern Einblicke in die Robustheit der verschiedenen algorithmischen Verfahren für MAXCUT.

PUBLICATIONS

The following publications¹ are included in this thesis:

- Yatao A. Bian, Joachim M. Buhmann, and Andreas Krause (2019a). „Optimal Continuous DR-Submodular Maximization and Applications to Provable Mean Field Inference.“ In: *International Conference on Machine Learning (ICML)*, pp. 644–653
- Andrew An Bian, Baharan Mirzasoleiman, Joachim M. Buhmann, and Andreas Krause (2017b). „Guaranteed Non-convex Optimization: Submodular Maximization over Continuous Domains.“ In: *International Conference on Artificial Intelligence and Statistics (AISTATS)*, pp. 111–120
- An Bian, Kfir Y. Levy, Andreas Krause, and Joachim M. Buhmann (2017a). „Continuous DR-submodular Maximization: Structure and Algorithms.“ In: *Advances in Neural Information Processing Systems (NIPS)*, pp. 486–496
- Yatao Bian, Alexey Gronskiy, and Joachim M Buhmann (2016). „Information-theoretic analysis of MaxCut algorithms.“ In: *IEEE Information Theory and Applications Workshop (ITA)*, pp. 1–5
- Yatao Bian, Alexey Gronskiy, and Joachim M. Buhmann (2015). „Greedy MaxCut algorithms and their information content.“ In: *IEEE Information Theory Workshop (ITW)*, pp. 1–5

The following publications were part of my PhD research, are however not covered in this thesis. The topics of these publications are outside of the scope of the material covered here:

¹ My name was also written as (Andrew) An Bian due to a name change. My ORCID iD is orcid.org/0000-0002-2368-4084.

- Yatao An Bian, Xiong Li, Yuncai Liu, and Ming-Hsuan Yang (2019b). „Parallel Coordinate Descent Newton Method for Efficient L₁-Regularized Loss Minimization.“ In: *IEEE Transactions on Neural Networks and Learning Systems*, pp. 3233–3245
- Lie *He, An *Bian, and Martin Jaggi (2018). „COLA: Communication-Efficient Decentralized Linear Learning.“ In: *Advances in Neural Information Processing Systems (NeurIPS)*, pp. 4537–4547
* Authors contributed equally.
- Celestine Dünner, Aurelien Lucchi, Matilde Gargiani, An Bian, Thomas Hofmann, and Martin Jaggi (2018). „A Distributed Second-Order Algorithm You Can Trust.“ In: *International Conference on Machine Learning (ICML)*, pp. 1357–1365
- Andrew An Bian, Joachim M. Buhmann, Andreas Krause, and Sebastian Tschitschek (2017c). „Guarantees for Greedy Maximization of Non-submodular Functions with Applications.“ In: *International Conference on Machine Learning (ICML)*, pp. 498–507
- Nico S *Gorbach, Andrew An *Bian, Benjamin Fischer, Stefan Bauer, and Joachim M Buhmann (2017). „Model Selection for Gaussian Process Regression.“ In: *German Conference on Pattern Recognition*, pp. 306–318.
* Authors contributed equally.

ACKNOWLEDGMENTS

I am deeply indebted to my supervisor, Prof. Joachim M. Buhmann, for his boundless generosity of encouragement, patience, advice and enthusiasm. I would like to thank him for providing the opportunity to work in his group and, allowing much freedom in exploring various topics. He always provides me support and guidance in both research and life, whenever I came to the door of his office. I am deeply grateful to Prof. Andreas Krause, for his generosity of time, insight, and friendship, who provides much more than a co-examiner and a collaborator could; To Prof. Yisong Yue, for taking time to read through the draft of my thesis, giving valuable comments and examine me. To Prof. Martin Jaggi, for his always patience and kindness when interacting with me; To Rita Klute, who cares for us like her own children; To Rebekka Burkholz, for the warmth, encouragement and optimism she brings to us; To Yuxin Chen, who treats me like a brother, for his always patience and constant support whenever I had a difficulty; To Kaixiang Zhang, for being my best friend and brother; to Shuangying Jiang, for the encouragement and deep communications we had ever since the high school, for being a friend like my sister; To Alex Gronskiy, for giving me advice on my first research program; To Sebastian Tschitschek, for sharing with me the joy of his son; To Hadi Daneshmand, for the warm chats with him and support from him; To Luis Haug, for the happy chats while we were drinking together; To Jie Song, for his generous help ever since I started my PhD program and being one of my best friends; To Kfir Levy, for letting me know the pure joy of doing research; To David Balduzzi, for his generous suggestions and recommendations; To Lie He, for his smart questions which drive me to think deeper; To Gabriel Krummenacher, for teaching me how to be a TA; To Gideon Dresdner, for his humor that blends American and Chinese cultures; To Max Paulus, for always “pushing” me to join the rowing team; To Hamed Hassani, for his advice when I encountered a difficult rebuttal; To Baharan Mirzasoleiman, for her patient discussions when I started to work on submodularity; To Dima Laptev, for training me to be a qualified IT coordinator; To Yannic Kilcher, for letting

me know the charm of a “super condi”; To Mohammad Reza Karimi, for his positive attitude towards life and everyone around; To Alina Dubatovka, for her sense of responsibility and frankness when interacting with us; To Nico Gorbach, for letting me know how to live a balanced life; To Djordje Miladinovic, for introducing me cool bars and “interesting” places; To Stefan Bauer, for sharing with me the pain and joy of a doctoral program during lunches and dinners; To Viktor Wegmayr, for his encouraging words and optimism he inspires; To Aytunc Sahin, for his humor and support; To Zeke Wang, for the joint dinners, travels and sports; To Yuheng Zhang, the only philosopher I know, for leading me to think beyond techniques; To Jianrong Wen, for organizing various sport events in Zurich; To Han Wu, the best mathematician I know, for his generous help in solving a difficult geometric problem; To Philippe Wenk, for sharing with me encouraging stories when I had a bad mood; To Stefan Stark, for sharing with me the story of being a Stark (of GOT).

Many thanks to my other colleagues in the Institute for Machine Learning, who taught me a lot during the numerous occasions, Peter Schüffler, Judith Zimmermann, Josip Djolonga, Paolo Penna, Luca Corinzia, Fabian Laumer, Ivan Ovinnikov, Adish Singla, Xinrui Lyu, Felix Berkenkamp, Zalán Borsos, Charlotte Bunne, Sebastian Curi, Johannes Kirschner, Anastasia Makarova, Mojmír Mutný, Matteo Turchetta, Aurelien Lucchi, Celestine Dünner, Carsten Eickhoff, Octavian Ganea, Paulina Grnarova, Florian Schmidt, Jonas Kohler, Stephanie Hyland, Matthias Hüser, Harun Mustafa, Vincent Fortuin, Natalia Marciniak, Mikhail Karasikov, for the great time we spent together.

Lots of thanks also to countless other friends (there are too many to list, so I will sample some randomly): Yanan Sui, Liwei Wang, Wen Li, Johann Gangji, Xu Chen, Jinlong Tu, Mengmeng Deng, Ning Yang, Xiangyang Liu, Benjamin Fischer, Bin Huang, Xuanlong Guo, Xinlei Qiu, Bernd Deffner, Meng Li, Jing Yang, Guang Lu, Meijun Liu, Meng Liu, Lysie Champion, Yuhua Chen, Wuyan Wang, Cen Nan, Jiajia Liu, Stanley Chan, Chen Chen, Feng Lue, Zhonghai Wang, Peidong Liu, for their support and for the wonderful time we spent together and still spend together.

I also would like to thank Prof. Yuncai Liu, who guided me to the realm of research during my master program; To Jian Song, one of the best programmers I know, who led me into the area of parallel computing; To Xiong Li, for the early guidance of doing scientific research; To Junchi Yan, who gave

me countless suggestions; To Prof. Ming-Hsuan Yang, for the instructions of writing a scientific paper.

I owe a lot to my family, for their unconditional support and love, without which nothing would be possible. I am grateful to my father, who provided me love, tolerance and guidance when I was young; To my sister for her caring, for always listening to my complaints and joys; Especially to my mother for her incalculable effort in taking care of the family by herself, for her faith in me and her dedication to my success – It is to her I dedicate this dissertation. Lastly, my utmost appreciation goes to my beloved girlfriend, for her caring, love and understanding during my good and bad times. Holding a PhD herself, she understands me more than anyone else could; She always cheers me up when I have a hard time; Without her nothing would be worthwhile.

This page was intentionally left blank.

CONTENTS

1	INTRODUCTION	1
1.1	What is Submodularity over Binary Domains?	1
1.2	Why Do We Need Continuous Submodularity?	2
1.2.1	Natural Prior Knowledge for Modeling	2
1.2.2	A Provable Non-Convex Structure	3
1.3	Algorithmic Information Content	4
1.4	Contributions and Thesis Structure	6
1.4.1	Contributions	6
1.4.2	Thesis Structure	7
2	BACKGROUND	9
2.1	Notation	9
2.2	Related Work on Validation of Models and Algorithms	10
2.3	Related Work on Submodular Optimization	11
2.3.1	Submodularity over Discrete Domains	11
2.3.2	Submodularity over Continuous Domains	12
2.4	Classical Frank-Wolfe Style Algorithms	13
2.4.1	Frank-Wolfe Algorithm for Non-Convex Optimization	14
2.5	Existing Structures for Non-Convex Optimization	14
2.5.1	Quasi-Convexity	14
2.5.2	Geodesic Convexity	15
3	CHARACTERIZATIONS AND PROPERTIES OF CONTINUOUS SUB-	
	MODULAR FUNCTIONS	17
3.1	Characterizations of Continuous Submodular Functions	18
3.1.1	The DR Property and DR-Submodular Functions	19
3.1.2	The Weak DR Property and Its Equivalence to Sub-	
	modularity	20
3.1.3	A Simple Visualization	22
3.2	Problem Statement of Continuous Submodular Maximization	23
3.3	Properties of Constrained DR-Submodular Maximization . .	25
3.3.1	Properties Along Non-Negative/Non-Positive Directions	25
3.3.2	Relation Between Approximately Stationary Points and	
	Global Optimum: Local-Global Relation	26

CONTENTS

3.4	Generalized Submodularity and The Reduction	29
3.4.1	Poset and Conic Lattice	30
3.4.2	A Specific Conic Lattice and Submodularity on It	31
3.4.3	A Reduction to Optimizing Submodular Functions over Continuous Domains	32
3.5	Conclusions	33
3.6	Additional Proofs	34
3.6.1	Proofs of Lemma 3.2 and Lemma 3.5	34
3.6.2	Alternative Formulation of the weak DR Property	35
3.6.3	Proof of Proposition 3.4	36
3.6.4	Proof of Proposition 3.6	37
3.6.5	Proof of Proposition 3.11	38
3.6.6	Proof of Proposition 3.13	38
3.6.7	Proof of Proposition 3.15	39
3.6.8	A Counter Example to Show That PSD Cone is not a Lattice	41
4	APPLICATIONS OF CONTINUOUS SUBMODULAR OPTIMIZATION	43
4.1	Submodular Quadratic Programming (SQP)	43
4.2	Continuous Extensions of Submodular Set Functions	44
4.2.1	Gibbs Random Fields	44
4.2.2	Facility Location and FLID (Facility Location Diversity)	45
4.2.3	Set Cover Functions	46
4.2.4	General Case: Approximation by Sampling	47
4.3	Influence Maximization with Marketing Strategies	47
4.3.1	Realizations of the Activation Function	48
4.4	Optimal Budget Allocation with Continuous Assignments	49
4.5	Softmax Extension for DPPs	50
4.6	Mean Field Inference for Probabilistic Log-Submodular Models	51
4.7	Revenue Maximization with Continuous Assignments	51
4.7.1	A Variant of the Influence-and-Exploit (IE) Strategy	52
4.7.2	An Alternative Model	53
4.8	Applications Generalized from the Discrete Setting	54
4.8.1	Text Summarization	54
4.8.2	Sensor Energy Management	55
4.8.3	Multi-Resolution Summarization	55
4.8.4	Facility Location with Scales	56
4.9	Exemplar Applications of Generalized Submodularity	56
4.9.1	Logistic Regression with a Separable Regularizer	56
4.9.2	Non-Negative PCA (NN-PCA)	57

4.10	Conclusions	58
4.11	Additional Details	59
4.11.1	Details of Revenue Maximization with Continuous Assignments	59
4.11.2	Proof for the Logistic Loss in Section 4.9	61
5	MAXIMIZING MONOTONE CONTINUOUS DR-SUBMODULAR FUNCTIONS	63
5.1	Hardness and Inapproximability Results	63
5.2	Algorithms Based on the Local-Global Relation	64
5.2.1	The Non-convex FW Algorithm	64
5.2.2	The PGA Algorithm	65
5.3	Submodular FW: Follow Concave Directions	66
5.4	Experiments	68
5.4.1	Monotone DR-Submodular QP	68
5.4.2	Influence Maximization with Marketing Strategies	70
5.5	Conclusions	74
5.6	Additional Proofs	74
5.6.1	Proof of Proposition 5.1	74
5.6.2	Proof of Corollary 5.3	75
5.6.3	Proof of Lemma 5.6	76
5.6.4	Proof of Theorem 5.7	76
5.6.5	Proof of Corollary 5.8	77
6	MAXIMIZING NON-MONOTONE CONTINUOUS SUBMODULAR FUNCTIONS WITH A BOX CONSTRAINT	79
6.1	Hardness and Inapproximability Results	80
6.2	Submodular-DoubleGreedy: A $1/3$ Approximation	80
6.3	DR-DoubleGreedy: An Optimal $1/2$ Approximation	82
6.3.1	The Algorithm and Its Guarantee	82
6.3.2	Comparison with Algorithm of Niazadeh et al. (2018)	84
6.4	Experiments on Box Constrained Submodular Maximization	85
6.5	Conclusions	86
6.6	Additional Proofs	86
6.6.1	Proof of Proposition 6.1	86
6.6.2	Proof of Theorem 6.2	88
6.6.3	Proof of Observation 6.3	92
6.6.4	Detailed Proof of Theorem 6.4	92
7	MAXIMIZING NON-MONOTONE CONTINUOUS DR-SUBMODULAR FUNCTIONS WITH A DOWN-CLOSED CONVEX CONSTRAINT	97
7.1	Two-Phase Algorithm: Applying the Local-Global Relation	97

CONTENTS

7.2	Shrunken FW: Follow Concavity and Shrink Constraint	99
7.2.1	Remarks on the Two Algorithms.	101
7.3	Experiments	101
7.3.1	Maximizing Softmax Extensions	101
7.3.2	Revenue Maximization with Continuous Assignments	103
7.4	Conclusions	105
7.5	Additional Proofs	110
7.5.1	Proof of Theorem 7.1	110
7.5.2	Detailed Proofs for Theorem 7.2	110
8	VALIDATING GREEDY MAXCUT ALGORITHMS	115
8.1	Why Validating Greedy MAXCUT Algorithms?	116
8.1.1	MAXCUT and Unconstrained Submodular Maximization	116
8.1.2	Greedy Heuristics and Techniques	117
8.1.3	Approximation Set Coding for Algorithm Analysis . .	117
8.2	Greedy MAXCUT Algorithms	119
8.2.1	Double Greedy Algorithms	119
8.2.2	The Edge Contraction (EC) Algorithm	120
8.3	Counting Solutions in Approximation Sets	120
8.3.1	Counting Methods for Double Greedy Algorithms . .	121
8.3.2	Counting Method for the Edge Contraction Algorithm	122
8.4	Experiments	123
8.4.1	Experimental Setting	123
8.4.2	Results	125
8.4.3	Analysis	125
8.5	Conclusions and Discussions	128
8.6	Additional Details	129
8.6.1	Details of Double Greedy Algorithms	129
8.6.2	Equivalence Between Labelling Criteria of SG and D2Greedy	131
8.6.3	Counting Methods for Double Greedy Algorithms . .	133
8.6.4	Proof of the Correctness of Method to Count $ C(G') \cap$ $C(G'') $ of SG ₃	134
8.6.5	Proof of Theorem 8.1	134
9	VALIDATING GOEMANS-WILLIAMSON'S MAXCUT ALGORITHM	137
9.1	Generalization Ability of Algorithms	138
9.2	Algorithm Validation via Posterior Agreement	139
9.2.1	Code Book Generation	140
9.2.2	Communication Protocol	141
9.2.3	Error Analysis of the Virtual Communication Protocol	142
9.2.4	Connection to Classical Mutual Information	143

9.3	MAXCUT Algorithm using SDP Relaxation	144
9.4	Calculate Posterior Probability of Cuts	146
9.5	Experiments	148
9.5.1	Experimental Setting	149
9.5.2	Results and Analysis	149
9.6	Conclusions and Discussions	153
9.7	Additional Details	154
9.7.1	Detailed Proof in Section 9.2.4	154
9.7.2	Proof of Lemma 9.3	157
9.7.3	Proof of Lemma 9.5	157
9.7.4	The Way to Exactly Evaluate the Surface Integral	157
9.7.5	Theoretical Analysis of Algorithm 18	158
9.7.6	Space-Efficient Implementation of Algorithm 18	160
10	PROVABLE MEAN FIELD APPROXIMATION VIA CONTINUOUS DR-SUBMODULAR MAXIMIZATION	161
10.1	Why Do We Need Provable Mean Field Methods?	161
10.1.1	A Shortcoming of Classical Mean Field Method	163
10.2	Problem Statement and Related Work	165
10.3	Application to Classical Mean Field Inference	167
10.3.1	Mean Field Lower Bounds for PSMs	167
10.4	Application to Mean Field Inference of PA	168
10.4.1	Mean Field Approximation of the Posterior Agreement Distribution	169
10.4.2	Lower Bounds for the Posterior Agreement Objective	170
10.5	Multi-Epoch Extensions of DoubleGreedy Algorithms	170
10.6	Experiments	170
10.6.1	Results on One-Epoch Algorithms	174
10.6.2	Results on Multi-Epoch Algorithms	174
10.7	Conclusions	176
10.8	Additional Details	176
10.8.1	Complete Lower Bounds of the PA Objective	176
11	DISCUSSIONS AND FUTURE WORK	179
11.1	Tighter Guarantees for Continuous DR-Submodular Maximization	179
11.2	Explore Submodularity over Arbitrary Conic Lattices	180
11.3	Sampling Methods for Estimating PA in Probabilistic Log-Submodular Models	180
11.4	Negative Dependence for Continuous Random Variables	181

CONTENTS

11.5 Incorporate Continuous Submodularity as Domain Knowledge
into Deep Neural Net Architecture 181

BIBLIOGRAPHY 183

NOTATION 197

ACRONYMS 199

LIST OF FIGURES

Figure 1.1	Graphical model induced by the two-instance scenario.	5
Figure 3.1	Venn diagram for concavity, convexity, submodularity and DR-submodularity.	20
Figure 3.2	Left: A 2-D continuous submodular function: $[x_1; x_2] \mapsto 0.7(x_1 - x_2)^2 + e^{-4(2x_1 - \frac{5}{3})^2} + 0.6e^{-4(2x_1 - \frac{1}{3})^2} + e^{-4(2x_2 - \frac{5}{3})^2} + e^{-4(2x_2 - \frac{1}{3})^2}$. Right: A 2-D softmax extension, which is continuous DR-submodular. $\mathbf{x} \mapsto \log \det (\text{diag}(\mathbf{x})(\mathbf{L} - \mathbf{I}) + \mathbf{I})$, $\mathbf{x} \in [0, 1]^2$, where $\mathbf{L} = [2.25, 3; 3, 4.25]$	23
Figure 3.3	Visualization of the local-global relation in non-monotone setting.	28
Figure 5.1	Monotone SQPs (both Submodular FW and PGA (ProjGrad) were ran for 50 iterations). Random algorithm: return a randomly sampled point in the constraint. a) Submodular FW function value for four instances with different \mathbf{b} ; b) QP function value returned w.r.t. different \mathbf{b}	69
Figure 5.2	Expected influence w.r.t. iterations of different algorithms on real-world graphs with 50 and 100 users.	72
Figure 5.3	Expected influence w.r.t. iterations of different algorithms on real-world graphs with 150 and 200 users.	73
Figure 6.1	Returned revenues for different experimental settings. In the legend, DoubleGreedy means Submodular-DoubleGreedy. a, b) Revenue returned with different upper bounds on the Youtube social network dataset.	87
Figure 7.1	Trajectories of different solvers on Softmax instances with one cardinality constraint.	102
Figure 7.2	Results on real-world graphs with one cardinality constraint, where $b = 0.2 * n * u$	106
Figure 7.3	Assignments to the users returned by different algorithms.	107
Figure 7.4	Trajectory of different algorithms on real-world graphs.	108

List of Figures

Figure 7.5	Trajectories of different algorithms on real-world graphs.	109
Figure 8.1	Information content per node.	124
Figure 8.2	Stepwise information per node.	127
Figure 9.1	A geometric view of Algorithm 16	145
Figure 9.2	$I_t^{\mathcal{A}}$ per vertex w.r.t. t . $n = 50$	151
Figure 9.3	Information content and lower bounds of approximation ratios.	152
Figure 9.4	Illustration of the mixture distribution	154
Figure 10.1	Typical trajectories of multi-epoch algorithms on ELBO objective for Amazon data. 1st row: “gear”; 2nd row: “bath”. Cyan vertical line shows the one-epoch point. Yellow line shows the true value of log-partition. . . .	173
Figure 10.2	PA-ELBO on Amazon data. The figures trace trajectories of multi-epoch algorithms. Cyan vertical line shows the one-epoch point.	175

LIST OF TABLES

Table 3.1	Comparison of definitions of submodular and convex functions (Bian et al., 2017b)	19
Table 3.2	Summarization of definitions of continuous DR-submodular functions (Bian et al., 2017b)	22
Table 7.1	Graph datasets and corresponding experimental parameters	104
Table 8.1	Summary of Greedy MAXCUT Algorithms (Bian et al., 2015)	118
Table 10.1	Summary of results on ELBO objective (10.3) and PA-ELBO objective (10.8).	172
Table 11.1	Summary of algorithms for monotone DR-submodular maximization	180

This page was intentionally left blank.

INTRODUCTION

I hear and I forget. I see and I remember. I do and I understand.

– Confucius

1.1. What is Submodularity over Binary Domains?

Submodularity is a structural property usually associated with *set functions*, with important implications for optimization (Nemhauser et al., 1978). The general setup requires a groundset \mathcal{V} containing n items, which could be, for instance, all the features in supervised learning problems, or all sensor locations in sensor placement. Usually we have an objective function which maps a subset of \mathcal{V} to a real value: $F(X) : 2^{\mathcal{V}} \rightarrow \mathbb{R}_+$, which often measures utility, coverage, relevance etc.

Equivalently, one can express any subset X as a binary vector $\mathbf{x} \in \{0, 1\}^n$: component i of \mathbf{x} , $x_i = 1$ means that item i is inside X , otherwise item i is outside of X . This binary representation associates the powerset of \mathcal{V} with all vertices of an n -dimensional hypercube. Because of this, we also call submodularity of set functions “submodularity over binary domains”.

Over binary domains, there are two famous definitions of submodularity: the submodularity definition and the diminishing returns (DR) definition.

Definition 1.1 (Submodularity definition). A set function $F(X) : 2^{\mathcal{V}} \mapsto \mathbb{R}$ is submodular iff $\forall X, Y \subseteq \mathcal{V}$, it holds:

$$F(X) + F(Y) \geq F(X \cup Y) + F(X \cap Y). \quad (1.1)$$

One can easily show that it is equivalent to the following DR definition:

Definition 1.2 (DR definition). A set function $F(X) : 2^{\mathcal{V}} \mapsto \mathbb{R}$ is submodular iff $\forall A \subseteq B \subseteq \mathcal{V}$ and $\forall v \in \mathcal{V} \setminus B$, it holds:

$$F(A \cup \{v\}) - F(A) \geq F(B \cup \{v\}) - F(B). \quad (1.2)$$

Optimizing submodular set functions has found numerous applications in machine learning, including variable selection (Krause et al., 2005a), dictionary learning (Krause et al., 2010; Das et al., 2011), sparsity inducing regularizers (Bach, 2010), summarization (Lin et al., 2011a; Mirzasoleiman et al., 2013) and variational inference (Djolonga et al., 2014a). Submodular set functions can be efficiently minimized (Iwata et al., 2001), and there are strong guarantees for approximate maximization (Nemhauser et al., 1978; Krause et al., 2012).

1.2. Why Do We Need Continuous Submodularity?

Continuous submodularity essentially captures the weak diminishing returns phenomenon over continuous domains. In summary, there are two motivations for studying continuous submodularity: i) It is an important modeling ingredient for many real-world applications; ii) It captures a subclass of well-behaved non-convex optimization problems, which admits guaranteed approximate optimization with algorithms running in polynomial time.

1.2.1 Natural Prior Knowledge for Modeling

In order to illustrate the first motivation, let us consider a virtual scenario here. Suppose you got stuck in the desert one day, and became extremely thirsty. After two days of exploration you found a bottle of water, what is even better is that you also found a bottle of coke.

At this very moment, let us use a two-dimensional function $f([x_1; x_2])$ to quantize the “happiness” gained by having x_1 quantity of water and x_2 quantity of coke. Let $\delta = [50\text{ml water}; 50\text{ml coke}]$. Now it is natural to see

that the following inequality shall hold: $f([1ml; 1ml] + \delta) - f([1ml; 1ml]) \geq f([100ml; 100ml] + \delta) - f([100ml; 100ml])$. Due to the diminishing returns property, the LHS of the inequality measures the marginal gain of happiness by having δ more [water, coke] based on a *small* context ($[1ml; 1ml]$), while the RHS means the marginal gain based on a *large* context ($[100ml; 100ml]$). The diminishing returns (DR) property models the context sensitive expectation that adding one more unit of resource contributes more in the small context than in a large context.

Now it is straightforward to see that DR is a natural component in many real-world models. For example, user preference in recommender systems, customer satisfaction, influence in social advertisements etc.

1.2.2 A Provable Non-Convex Structure

Non-convex optimization delineates the new frontier in machine learning, since it arises in numerous learning tasks from training deep neural networks to latent variable models (Anandkumar et al., 2014). A fundamental problem in non-convex optimization is to reach a stationary point assuming smoothness of the objective for unconstrained optimization (Sra, 2012; Li et al., 2015; Reddi et al., 2016a; Allen-Zhu et al., 2016) or constrained optimization problems (Ghadimi et al., 2016; Lacoste-Julien, 2016). However, without proper assumptions, a stationary point may not lead to any global approximation guarantee. It remains a challenging problem to understand which classes of non-convex objectives can be tractably optimized.

In pursuit of solving this challenging problem, we show that continuous submodularity provides a natural structure for provable non-convex optimization problems. It shows up in various important non-convex objectives. Let us look at a simple example by considering a classical quadratic program (QP): $f(\mathbf{x}) = \frac{1}{2}\mathbf{x}^\top \mathbf{H}\mathbf{x} + \mathbf{h}^\top \mathbf{x} + c$. When \mathbf{H} is symmetric, we know that the Hessian matrix is $\nabla^2 f = \mathbf{H}$. Let us consider a specific two dimensional example, where $\mathbf{H} = [-1, -2; -2, -1]$, one can verify that its eigenvalues are $[1; -3]$. So it is an indefinite quadratic program, which is neither convex, nor concave. However, it will soon be clear that it is a DR-submodular function after you have read the definitions in chapter 3, and we have pro-

posed polynomial-time solvers to optimize it with strong approximation guarantees.

This structure has been used in various non-convex objectives, which might have been known for decades. People may have developed different algorithms to solve them. However, previously researchers did not realize that they share this common structure. Examples include but are not limited to the QPs studied in Kim et al. (2003), the Lovász (Lovász, 1983) and multilinear extensions (Calinescu et al., 2007a) of submodular set functions, or to the softmax extensions (Gillenwater et al., 2012) for DPP (determinantal point process) MAP inference.

1.3. Analysis of MaxCut Algorithms via Algorithmic Information Content

Algorithmic information content is originally motivated by the approximation set coding (ASC) framework (Buhmann, 2010; Buhmann, 2011; Buhmann, 2013), and it measures the amount of information that an algorithm can extract from noisy observations of data instances. So it is a natural criterion for studying the robustness of algorithms.

For algorithmic analysis in the general setting, we investigate the generalization ability of an algorithm \mathcal{A} under the *two-instance scenario*, which assumes a generative process of data instances: i) Generate a “master instance” G , e.g., a complete graph with Gaussian distributed edge weights; ii) Generate two data instances G', G'' by independently applying a noise process to the master instance G . With an abuse of notation, we use \mathbb{G}, \mathbb{G}' and \mathbb{G}'' to denote the corresponding random variables in this generative process, and use G, G', G'' to represent the realizations. The dependence relationship of these random variables can be described by the graphical model in Figure 1.1.

The algorithm \mathcal{A} then calculates a sequence of posteriors $\{\mathbb{P}_t^{\mathcal{A}}(c|G')\}, \{\mathbb{P}_t^{\mathcal{A}}(c|G'')\}$ as a function of time t . The variable c denotes a solution in the hypothesis/solution space \mathcal{C} . The *posterior agreement* (PA) criterion is defined to measure the overlap between the two posteriors at time t ,

$$k_t^{\mathcal{A}}(G', G'') := \sum_{c \in \mathcal{C}} \mathbb{P}_t^{\mathcal{A}}(c|G') \mathbb{P}_t^{\mathcal{A}}(c|G''). \quad (\text{PA}) \quad (1.3)$$

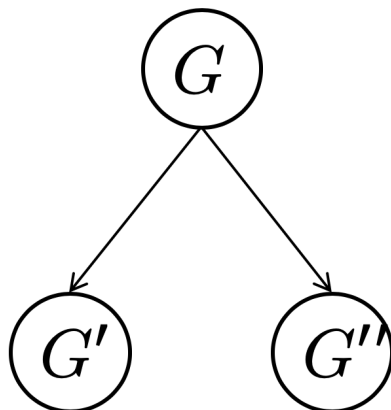


Figure 1.1: Graphical model induced by the two-instance scenario.

We define the *information content* of an algorithm \mathcal{A} as the maximal *temporal* information content $I_t^{\mathcal{A}}(\mathbf{G}'; \mathbf{G}'')$ at time t :

$$\begin{aligned} I^{\mathcal{A}}(\mathbf{G}'; \mathbf{G}'') &:= \max_t I_t^{\mathcal{A}}(\mathbf{G}'; \mathbf{G}'') \\ &= \max_t \mathbb{E}_{G', G''} [\log(|\mathcal{C}| k_t^{\mathcal{A}}(G', G''))]. \end{aligned} \quad (1.4)$$

It generalizes the algorithmic information content of Gronskiy et al. (2014). $I_t^{\mathcal{A}}(\mathbf{G}'; \mathbf{G}'')$ measures how much information is extracted by \mathcal{A} at time t from the input data that is relevant to the output data, thus reflecting the generalization ability. Note that the definition can be easily generalized for continuous algorithms by interpreting t as the running time.

The algorithmic information content naturally suggests the following algorithm regularization and validation strategy:

- *Regularize* an algorithm \mathcal{A} by stopping it at the optimal time, which is defined as $t^* = \arg \max_t \mathbb{E}_{G', G''} [\log(|\mathcal{C}| k_t^{\mathcal{A}}(G', G''))]$. It corresponds to the well-known early-stopping strategy (Caruana et al., 2001);
- *Validation*: Use $I^{\mathcal{A}}$ to measure the generalization ability of an algorithm \mathcal{A} . According to this measure, we can, for example, search for generalizable algorithms under a specific data generation process.

MAXCUT is one typical instance of the unconstrained submodular maximization (USM) problem. It is used in various scenarios, such as semi-supervised learning (Wang et al., 2013), opinion mining in social networks (Agrawal et al., 2003), statistical physics and circuit layout design (Barahona et al., 1988). Beside MAXCUT, USM captures many practical problems such as MAXDICUT (Halperin et al., 2001), variants of MAXSAT and the maximum facility location problem (Cornuejols et al., 1977; Ageev et al., 1999).

Submodularity plays an important role in information-content based analysis for MAXCUT algorithms. Due to the submodular nature of the MAXCUT objective, we can design efficient methods to calculate the algorithmic information content of several MAXCUT algorithms, so as to conduct efficient analysis of these algorithms.

1.4. Contributions and Thesis Structure

1.4.1 Contributions

In this work we investigate the role of submodularity in guaranteed non-convex optimization and algorithm validation, which results in the following contributions:

For non-convex optimization:

1. By lifting the notion of submodularity to continuous domains, we identify a subclass of tractable non-convex optimization problems: continuous submodular optimization. We provide a thorough characterization of continuous submodularity, which results in 0th order, 1st order and 2nd order definitions.
2. We propose hardness results and provable algorithms for constrained submodular maximization in three settings: i) Maximizing monotone functions with down-closed convex constraints; ii) Maximizing non-monotone functions with box constraints; iii) Maximizing non-monotone functions with down-closed convex constraints.

3. We present representative applications with the studied continuous submodular objectives, and extensively evaluate the proposed algorithms on these applications.

For algorithm validation:

1. Motivated by the “coding by posterior” framework, we formulate the posterior agreement (PA) objective as a criterion for algorithm validation.
2. We present efficient approaches to evaluate the PA objective for various algorithms of the MAXCUT problem, which is one classical instance of the unconstrained submodular maximization problem. The studied MAXCUT algorithms involve different algorithmic techniques, such as greedy heuristics and semidefinite programming relaxation.
3. We validate the MAXCUT algorithms with extensive experiments on different synthetic graph instances.

1.4.2 Thesis Structure

In chapter 2 we present notations, background and related work. In chapter 3 we firstly give a thorough characterization of the class of continuous submodular and DR-submodular¹ functions, then present some intriguing properties for the problem of constrained DR-submodular maximization, such as the local-global relation. In chapter 4 we illustrate representative applications of continuous submodular optimization.

In the next three chapters we discuss hardness results and algorithmic techniques for constrained DR-submodular maximization in different settings: chapter 5 illustrates how to maximize monotone continuous DR-submodular functions, chapter 6 studies box-constrained non-monotone continuous submodular maximization and chapter 7 provides techniques on maximizing

¹ A DR-submodular function is a submodular function with the additional diminishing returns (DR) property, which will be formally defined in Section 3.1.

non-monotone DR-submodular functions with a down-closed convex constraint.

Chapters 8 to 10 contain details on algorithm and model validation with submodular objectives: chapter 8 shows efficient methods for calculating the posterior agreement of greedy MAXCUT algorithms, chapter 9 presents approximating techniques for evaluating the posterior agreement for the classical Geomans-Williamson's MAXCUT algorithm, chapter 10 illustrates provable continuous submodular maximization algorithms to approximately maximize the mean field lower bound of posterior agreement.

Lastly, chapter 11 discusses potential future directions and concludes the thesis.

BACKGROUND

A journey of a thousand miles begins with a single step.

– Lao Tzu

We will introduce important notations, background and related work in this chapter.

2.1. Notation

Throughout this work we assume $\mathcal{V} = \{v_1, v_2, \dots, v_n\}$ being the ground set of n elements, and $\mathbf{e}_i \in \mathbb{R}^n$ is the characteristic vector for element v_i (also the standard i^{th} basis vector). We use boldface letters $\mathbf{x} \in \mathbb{R}^{\mathcal{V}}$ and $\mathbf{x} \in \mathbb{R}^n$ interchangeably to indicate an n -dimensional vector, where x_i is the i^{th} entry of \mathbf{x} . We use a boldface capital letter $\mathbf{A} \in \mathbb{R}^{m \times n}$ to denote an m by n matrix and use A_{ij} to denote its ij^{th} entry. By default, $f(\cdot)$ is used to denote a continuous function, and $F(\cdot)$ to represent a set function. For a differentiable function $f(\cdot)$, $\nabla f(\cdot)$ denotes its gradient, and for a twice differentiable function $f(\cdot)$, $\nabla^2 f(\cdot)$ denotes its Hessian. $[n] := \{1, \dots, n\}$ for an integer $n \geq 1$. $\|\cdot\|$ means the Euclidean norm by default. Given two vectors \mathbf{x}, \mathbf{y} , $\mathbf{x} \lesssim \mathbf{y}$ means $x_i \leq y_i, \forall i$. $\mathbf{x} \vee \mathbf{y}$ and $\mathbf{x} \wedge \mathbf{y}$ denote coordinate-wise maximum and coordinate-wise minimum, respectively. $\mathbf{x}|_i(k)$ is the operation of setting the i^{th} element of \mathbf{x} to k , while keeping all other elements unchanged, i.e., $\mathbf{x}|_i(k) = \mathbf{x} - x_i \mathbf{e}_i + k \mathbf{e}_i$.

For the two-instance scenario in algorithm validation, we use \mathcal{A} to denote an algorithm. With an abuse of notation, we use \mathbf{G} to denote the random

variable of a graph, and use G as its realization. $I^{\mathcal{A}}$ represents the algorithmic information content of \mathcal{A} , and \mathcal{I} denotes the classical mutual information.

2.2. Related Work on Validation of Models and Algorithms

Both model and algorithm validations are based on the posterior agreement objective. It is motivated by the “coding by posterior” framework, which will be formally verified in Section 9.2. On a high level, it is motivated by an analogue to the noisy communication channel in Shannon’s information theory (Cover et al., 2012).

Buhmann (2010) and Buhmann (2011) propose the approximation set coding (ASC) framework to conduct model selection for K-means clustering. Then it is used as a criterion to determine the rank for a truncated singular value decomposition (Frank et al., 2011) and do model selection for spectral clustering (Chehreghani et al., 2012a). It is further developed as a principled way to evaluate generalization of algorithms for sorting algorithms (Busse et al., 2012), minimum spanning tree algorithms (Gronskiy et al., 2014; Gronskiy, 2018) and greedy MAXCUT algorithms (Bian et al., 2015).

Posterior agreement (PA) is a generalization of the ASC framework. For model validation, it determines an optimal trade-off between the expressiveness of a model and robustness by measuring the overlap between posteriors of the model parameter conditioned on the two data instances. It has been employed to conduct model selection for Gaussian processes regression (*Gorbach et al., 2017) and algorithm validation (Bian et al., 2016). Recently, Buhmann et al. (2018) prove rigorous asymptotics of PA on two combinatorial problems: Sparse minimum bisection and Lawler’s quadratic assignment problem.

2.3. Related Work on Submodular Optimization

2.3.1 Submodularity over Discrete Domains

Submodularity is often viewed as a discrete analogue of convexity, and provides computationally effective structure so that many discrete problems with this property are efficiently solvable or approximable. Of particular interest is a $(1 - 1/e)$ -approximation for maximizing a monotone submodular set function subject to a cardinality, a matroid, or a knapsack constraint (Nemhauser et al., 1978; Vondrák, 2008; Sviridenko, 2004). For non-monotone submodular functions, a 0.325-approximation under cardinality and matroid constraints (Gharan et al., 2011), and a 0.2-approximation under knapsack constraint has been shown (Lee et al., 2009). Another result is unconstrained maximization of non-monotone submodular set functions, for which Buchbinder et al. (2012) propose the deterministic double greedy algorithm with a $1/3$ approximation guarantee, and the randomized double greedy algorithm which achieves the tight $1/2$ approximation guarantee.

Although most commonly associated with set functions, in many practical scenarios, it is natural to consider generalizations of submodular set functions, including *bisubmodular* functions, *k-submodular* functions, *tree-submodular* functions, *adaptive submodular* functions, as well as submodular functions defined over integer lattices.

Golovin et al. (2011) introduce the notion of adaptive submodularity to generalize submodular set functions to adaptive policies. Kolmogorov (2011) studies tree-submodular functions and presents a polynomial-time algorithm for minimizing them. For distributive lattices, it is well-known that the combinatorial polynomial-time algorithms for minimizing a submodular set function can be adopted to minimize a submodular function over a bounded integer lattice (Fujishige, 2005).

Recently, maximizing a submodular function over integer lattices has attracted considerable attention. In particular, Soma et al. (2014) develop a $(1 - 1/e)$ -approximation algorithm for maximizing a monotone DR-submodular integer function under a knapsack constraint. For non-monotone submodular functions over the bounded integer lattice, Gottschalk et al. (2015) provide

a $1/3$ -approximation algorithm. Approximation algorithms for maximizing bisubmodular functions and k -submodular functions have also been proposed by Singh et al. (2012) and Ward et al. (2014). Recently, Soma et al. (2018) present a continuous extension for maximizing monotone integer submodular functions, which is non-smooth.

2.3.2 Submodularity over Continuous Domains

Even though submodularity is most widely considered in the discrete realm, the notion can be generalized to arbitrary lattices (Fujishige, 2005). Wolsey (1982) considers maximizing a special class of continuous submodular functions subject to one knapsack constraint, in the context of solving location problems. That class of functions are additionally required to be monotone, piecewise linear and *concave*. Calinescu et al. (2007a) and Vondrák (2008) discuss a subclass of continuous submodular functions, which is termed smooth submodular functions¹, to describe the multilinear extension of a submodular set function. They propose the continuous greedy algorithm, which has a $(1 - 1/e)$ approximation guarantee on maximizing a smooth submodular functions under a down-monotone polytope constraint. Recently, Bach (2015) considers the minimization of a continuous submodular function, and proves that efficient techniques from convex optimization may be used for minimization.

Recently, Ene et al. (2016) provide a reduction from an integer DR-submodular function maximization problem to a submodular set function maximization problem, which suggests a way to optimize continuous submodular functions over *simple* continuous constraints: Discretize the continuous function and constraint to be an integer instance, and then optimize it using the reduction. However, for monotone DR-submodular functions maximization, this method can not handle the general continuous constraints discussed in this work, i.e., arbitrary down-closed convex sets. And for general submodular function maximization, this method cannot be applied, since the reduction needs the additional diminishing returns property. Therefore we focus on continuous methods in this work.

¹ A function $f : [0, 1]^n \rightarrow \mathbb{R}$ is smooth submodular if it has second partial derivatives everywhere and all entries of its Hessian matrix are non-positive.

Very recently, Niazadeh et al. (2018) present optimal algorithms for non-monotone submodular maximization with a box constraint. Continuous submodular maximization is also well studied in the stochastic setting (Hasani et al., 2017; Mokhtari et al., 2018b), online setting (Chen et al., 2018), bandit setting (Dürr et al., 2019) and decentralized setting (Mokhtari et al., 2018a).

2.4. Classical Frank-Wolfe Style Algorithms

Since the workhorse algorithms for continuous DR-submodular maximization are Frank-Wolfe style algorithms, we give a brief introduction of classical Frank-Wolfe algorithms in this section.

The Frank-Wolfe algorithm (Frank et al., 1956) (also known as Conditional Gradient algorithm or the Projection-Free algorithm) is one of the classical algorithms for constrained convex optimization. It has seen a revival in recent years due to its projection free feature and its ability to exploit structured constraints (Jaggi, 2013a).

The Frank-Wolfe algorithm solves the following constrained optimization problem:

$$\min_{\mathbf{x} \in \mathbb{R}^n, \mathbf{x} \in \mathcal{D}} f(\mathbf{x}), \quad (2.1)$$

where f is differentiable with L -Lipschitz gradients and the constraint \mathcal{D} is convex and compact.

A sketch of the Frank-Wolfe algorithm is presented in Algorithm 1. It needs an initializer $\mathbf{x}^0 \in \mathcal{D}$. Then it runs for T iterations. In each iteration: In Step 2 it solves a linear minimization problem whose objective is defined by the current gradient $\nabla f(\mathbf{x}^t)$, this step is often called the linear minimization/maximization oracle (LMO); In Step 3 a step size γ is chosen; Then it updates the solution \mathbf{x} to be a convex combination of the current solution and the LMO output \mathbf{s} .

There are several popular rules to choose the step size in Step 3. For a short summary: i) $\gamma_t := \frac{2}{t+2}$, which is often called the “oblivious” rule

Algorithm 1: Classical Frank-Wolfe algorithm for constrained convex optimization (Frank et al., 1956)

Input: $\min_{\mathbf{x} \in \mathbb{R}^n, \mathbf{x} \in \mathcal{D}} f(\mathbf{x}); \mathbf{x}^0 \in \mathcal{D}$

1 **for** $t = 0 \dots T$ **do**

2 Compute $\mathbf{s}^t := \arg \min_{\mathbf{s} \in \mathcal{D}} \langle \mathbf{s}, \nabla f(\mathbf{x}^t) \rangle$; //LMO

3 Choose step size $\gamma \in (0, 1]$;

4 Update $\mathbf{x}^{t+1} := (1 - \gamma)\mathbf{x}^t + \gamma\mathbf{s}^t$;

Output: \mathbf{x}^T ;

since it does not depend on any information of the optimization problem; ii) $\gamma_t = \min\{1, \frac{g_t}{L\|\mathbf{s}^t - \mathbf{x}^t\|}\}$, where $g_t := -\langle \nabla f(\mathbf{x}^t), \mathbf{s}^t - \mathbf{x}^t \rangle$ is the so-called Frank-Wolfe gap, which is an upper bound of the suboptimality if f is convex; iii) Line search rule: $\gamma_t := \arg \min_{\gamma \in [0, 1]} f(\mathbf{x}^t + \gamma(\mathbf{s}^t - \mathbf{x}^t))$.

2.4.1 Frank-Wolfe Algorithm for Non-Convex Optimization

Recently, Frank-Wolfe algorithms have been extended for smooth non-convex optimization problems with constraints. Lacoste-Julien (2016) analyzed the Frank-Wolfe method for general constrained non-convex optimization problems, where he used the Frank-Wolfe gap as the non-stationarity measure. Reddi et al. (2016b) studied Frank-Wolfe methods for non-convex stochastic and finite-sum optimization problems. They also used the Frank-Wolfe gap as the non-stationarity measure.

2.5. Existing Structures for Non-Convex Optimization

2.5.1 Quasi-Convexity

A function $f : \mathcal{D} \mapsto \mathbb{R}$ defined on a convex subset \mathcal{D} of a real vector space is quasi-convex if for all $\mathbf{x}, \mathbf{y} \in \mathcal{D}$ and $\lambda \in [0, 1]$ it holds,

$$f(\lambda\mathbf{x} + (1 - \lambda)\mathbf{y}) \leq \max\{f(\mathbf{x}), f(\mathbf{y})\}. \quad (2.2)$$

Quasi-convex optimization problems appear in different areas, such as industrial organization (Wolfstetter, 1999) and computer vision (Ke et al., 2007). Quasi-convex optimization problems can be solved by a series of convex feasibility problems (Boyd et al., 2004). Hazan et al. (2015) studied stochastic quasi-convex optimization, where they proved that a stochastic version of the normalized gradient descent can converge to a global minimum for quasi-convex functions that are locally Lipschitz.

2.5.2 Geodesic Convexity

Geodesic convex functions are a class of generally non-convex functions in Euclidean space. However, they still enjoy the nice property that local optimum implies global optimum. Sra et al. (2016) provided a brief introduction to geodesic convex optimization with machine learning applications. Recently, Vishnoi (2018) collected details on various aspects of geodesic convex optimization.

Definition 2.1 (Geodesically convex functions). Let (\mathcal{M}, g) be a Riemannian manifold and $K \subseteq \mathcal{M}$ be a totally convex set with respect to g . A function $f : K \rightarrow \mathbb{R}$ is a geodesically convex function with respect to g if $\forall \mathbf{p}, \mathbf{q} \in K$, and for all geodesic $\gamma_{\mathbf{p}\mathbf{q}} : [0, 1] \rightarrow K$ that joins \mathbf{p} to \mathbf{q} , it holds,

$$\forall t \in [0, 1], f(\gamma_{\mathbf{p}\mathbf{q}}(t)) \leq (1 - t)f(\mathbf{p}) + tf(\mathbf{q}). \quad (2.3)$$

Various applications with non-convex objectives in Euclidean space can be resolved with geodesic convex optimization methods, such as Gaussian mixture models (Hosseini et al., 2015), metric learning (Zadeh et al., 2016) and matrix square root (Sra, 2015). By deriving explicit expressions for the smooth manifold structure, such as inner products, gradients, vector transport and Hessian, various optimization methods have been developed. Jeuris et al. (2012) presented conjugate gradient, BFGS and trust-region methods. Qi et al. (2010) proposed the Riemannian BFGS (RBFSG) algorithm for general retraction and vector transport. Ring et al. (2012) proved its local superlinear rate of convergence. Sra et al. (2015) presented a limited memory version of RBFSG.

This page was intentionally left blank.

CHARACTERIZATIONS AND PROPERTIES OF CONTINUOUS SUBMODULAR FUNCTIONS

By three methods we may learn wisdom: First, by reflection, which is noblest; Second, by imitation, which is easiest; and third by experience, which is the bitterest.

– Confucius

In order to systematically study continuous submodular optimization, the first thing would be to investigate the characterizations of it. Similar as the definitions of convexity, continuous submodularity can be described using 0th order, 1st order and 2nd order conditions, which will be elaborated in Section 3.1. Section 3.2 states the problem of constrained submodular maximization in continuous domains and summarizes necessary assumptions of the analysis. In Section 3.3 we present several intriguing properties of constrained DR-submodular maximization problems, including concavity along non-negative/non-positive directions and the local-global relation. Finally, we investigate a generalized class of submodular functions on “conic” lattices in Section 3.4. This focus allows us to model a larger class of non-trivial applications that include logistic regression with a non-convex separable regularizer, non-negative PCA, etc (for details see Section 4.9). To optimize them, we provide a reduction that enables to invoke algorithms for continuous submodular optimization problems.

3.1. Characterizations of Continuous Submodular Functions

Continuous submodular functions are defined on subsets of \mathbb{R}^n : $\mathcal{X} = \prod_{i=1}^n \mathcal{X}_i$, where each \mathcal{X}_i is a compact subset of \mathbb{R} (Topkis, 1978; Bach, 2015). A function $f : \mathcal{X} \rightarrow \mathbb{R}$ is submodular iff for all $(\mathbf{x}, \mathbf{y}) \in \mathcal{X} \times \mathcal{X}$,

$$f(\mathbf{x}) + f(\mathbf{y}) \geq f(\mathbf{x} \vee \mathbf{y}) + f(\mathbf{x} \wedge \mathbf{y}), \quad (\text{submodularity}) \quad (3.1)$$

where \wedge and \vee are the coordinate-wise minimum and maximum operations, respectively. Specifically, \mathcal{X}_i could be a finite set, such as $\{0, 1\}$ (in which case $f(\cdot)$ is called a *set function*), or $\{0, \dots, k_i - 1\}$ (called *integer function*), where the notion of continuity is vacuous; \mathcal{X}_i can also be an interval, which is referred to as a continuous domain. In this section, we consider the interval by default, but it is worth noting that the properties introduced in this section can be applied to \mathcal{X}_i being a general compact subset of \mathbb{R} .

When twice-differentiable, $f(\cdot)$ is submodular iff all off-diagonal entries of its Hessian are non-positive¹ (Bach, 2015),

$$\forall \mathbf{x} \in \mathcal{X}, \quad \frac{\partial^2 f(\mathbf{x})}{\partial x_i \partial x_j} \leq 0, \quad \forall i \neq j. \quad (3.2)$$

The class of continuous submodular functions contains a subset of both convex and concave functions, and shares some useful properties with them (illustrated in Figure 3.1). Examples include submodular and convex functions of the form $\phi_{ij}(x_i - x_j)$ for ϕ_{ij} convex; submodular and concave functions of the form $\mathbf{x} \mapsto g(\sum_{i=1}^n \lambda_i x_i)$ for g concave and λ_i non-negative. Lastly, indefinite quadratic functions of the form $f(\mathbf{x}) = \frac{1}{2} \mathbf{x}^\top \mathbf{H} \mathbf{x} + \mathbf{h}^\top \mathbf{x} + c$ with all off-diagonal entries of \mathbf{H} non-positive are examples of submodular but non-convex/non-concave functions. Interestingly, characterizations of continuous submodular functions are in correspondence to those of convex functions, which are summarized in Table 3.1.

¹ Notice that an equivalent definition of (3.1) is that $\forall \mathbf{x} \in \mathcal{X}, \forall i \neq j$ and $a_i, a_j \geq 0$ s.t. $x_i + a_i \in \mathcal{X}_i, x_j + a_j \in \mathcal{X}_j$, it holds $f(\mathbf{x} + a_i \mathbf{e}_i) + f(\mathbf{x} + a_j \mathbf{e}_j) \geq f(\mathbf{x}) + f(\mathbf{x} + a_i \mathbf{e}_i + a_j \mathbf{e}_j)$. With a_i and a_j approaching zero, one get (3.2).

Table 3.1: Comparison of definitions of submodular and convex functions (Bian et al., 2017b)

Definitions	Continuous submodular function $f(\cdot)$	Convex function $g(\cdot)$, $\forall \lambda \in [0, 1]$
0 th order	$f(\mathbf{x}) + f(\mathbf{y}) \geq f(\mathbf{x} \vee \mathbf{y}) + f(\mathbf{x} \wedge \mathbf{y})$	$\lambda g(\mathbf{x}) + (1 - \lambda)g(\mathbf{y}) \geq g(\lambda \mathbf{x} + (1 - \lambda)\mathbf{y})$
1 st order	weak DR property (Definition 3.3), or $\nabla f(\cdot)$ is a weak antitone mapping (Lemma 3.5)	$g(\mathbf{y}) \geq g(\mathbf{x}) + \langle \nabla g(\mathbf{x}), \mathbf{y} - \mathbf{x} \rangle$
2 nd order	$\frac{\partial^2 f(\mathbf{x})}{\partial x_i \partial x_j} \leq 0, \forall i \neq j$	$\nabla^2 g(\mathbf{x}) \succeq 0$ (symmetric positive semidefinite)

3.1.1 The DR Property and DR-Submodular Functions

The Diminishing Returns (DR) property was introduced when studying set and integer functions. We generalize the DR property to general functions defined over \mathcal{X} . It will soon be clear that the DR property defines a subclass of submodular functions. All of the proofs can be found in Section 3.6.

Definition 3.1 (DR property and DR-submodular functions). A function $f(\cdot)$ defined over \mathcal{X} satisfies the *diminishing returns (DR)* property if $\forall \mathbf{a} \lesssim \mathbf{b} \in \mathcal{X}$, $\forall i \in [n]$, $\forall k \in \mathbb{R}_+$ such that $(k\mathbf{e}_i + \mathbf{a})$ and $(k\mathbf{e}_i + \mathbf{b})$ are still in \mathcal{X} , it holds,

$$f(k\mathbf{e}_i + \mathbf{a}) - f(\mathbf{a}) \geq f(k\mathbf{e}_i + \mathbf{b}) - f(\mathbf{b}). \quad (3.3)$$

This function $f(\cdot)$ is called a DR-submodular² function. If $-f(\cdot)$ is DR-submodular, we call $f(\cdot)$ an **IR-supermodular** function, where IR stands for ‘‘Increasing Returns’’.

One immediate observation is that for a differentiable DR-submodular function $f(\cdot)$, we have that $\forall \mathbf{a} \lesssim \mathbf{b} \in \mathcal{X}$, $\nabla f(\mathbf{a}) \succeq \nabla f(\mathbf{b})$, i.e., the gradient $\nabla f(\cdot)$ is an *antitone* mapping from \mathbb{R}^n to \mathbb{R}^n . This observation can be formalized below:

² Note that DR property implies submodularity and thus the name ‘‘DR-submodular’’ contains redundant information about submodularity of a function, but we keep this terminology to be consistent with previous literature on integer submodular functions.

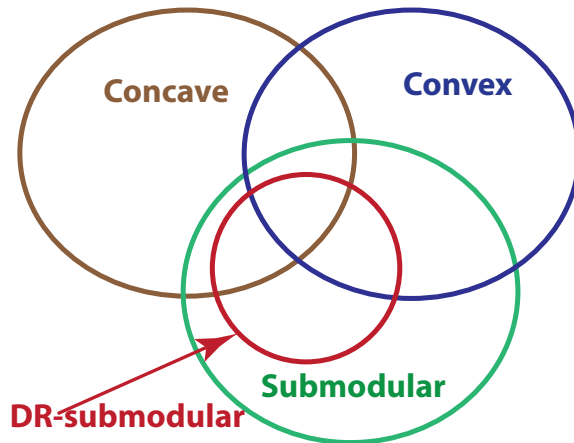


Figure 3.1: Venn diagram for concavity, convexity, submodularity and DR-submodularity.

Lemma 3.2 (Antitone mapping). *If $f(\cdot)$ is continuously differentiable, then $f(\cdot)$ is DR-submodular iff $\nabla f(\cdot)$ is an antitone mapping from \mathbb{R}^n to \mathbb{R}^n , i.e., $\forall \mathbf{a} \preceq \mathbf{b} \in \mathcal{X}, \nabla f(\mathbf{a}) \succeq \nabla f(\mathbf{b})$.*

Recently, the DR property is explored by Eghbali et al. (2016) to achieve the worst-case competitive ratio for an online concave maximization problem. The DR property is also closely related to a sufficient condition on a concave function $g(\cdot)$ (Bilmes et al., 2017, Section 5.2), to ensure submodularity of the corresponding set function generated by giving $g(\cdot)$ boolean input vectors.

3.1.2 The Weak DR Property and Its Equivalence to Submodularity

It is well known that for set functions, the DR property is equivalent to submodularity, while for integer functions, submodularity does not in general imply the DR property (Soma et al., 2014; Soma et al., 2015a; Soma et al., 2015b). However, it was unclear whether there exists a diminishing-return-style characterization that is equivalent to submodularity of integer functions. In this work we give a positive answer to this open problem by proposing the *weak diminishing returns* (weak DR) property for general functions defined

over \mathcal{X} , and prove that weak DR gives a sufficient and necessary condition for a general function to be submodular.

Definition 3.3 (Weak DR property). A function $f(\cdot)$ defined over \mathcal{X} has the *weak diminishing returns property (weak DR)* if $\forall \mathbf{a} \lesssim \mathbf{b} \in \mathcal{X}$, $\forall i \in \mathcal{V}$ such that $a_i = b_i$, $\forall k \in \mathbb{R}_+$ such that $(k\mathbf{e}_i + \mathbf{a})$ and $(k\mathbf{e}_i + \mathbf{b})$ are still in \mathcal{X} , it holds,

$$f(k\mathbf{e}_i + \mathbf{a}) - f(\mathbf{a}) \geq f(k\mathbf{e}_i + \mathbf{b}) - f(\mathbf{b}). \quad (3.4)$$

The following proposition shows that for all set functions, as well as integer and continuous functions, submodularity is equivalent to the weak DR property.

Proposition 3.4 (submodularity) \Leftrightarrow (weak DR). *A function $f(\cdot)$ defined over \mathcal{X} is submodular iff it satisfies the weak DR property.*

Given Proposition 3.4, one can treat weak DR as the first order definition of submodularity: Notice that for a continuously differentiable function $f(\cdot)$ with the weak DR property, we have that $\forall \mathbf{a} \lesssim \mathbf{b} \in \mathcal{X}$, $\forall i \in \mathcal{V}$ s.t. $a_i = b_i$, it holds $\nabla_i f(\mathbf{a}) \geq \nabla_i f(\mathbf{b})$, i.e., $\nabla f(\cdot)$ is a *weak antitone mapping*. Formally,

Lemma 3.5 (Weak antitone mapping). *If $f(\cdot)$ is continuously differentiable, then $f(\cdot)$ is submodular iff $\nabla f(\cdot)$ is a weak antitone mapping from \mathbb{R}^n to \mathbb{R}^n , i.e., $\forall \mathbf{a} \lesssim \mathbf{b} \in \mathcal{X}$, $\forall i \in \mathcal{V}$ s.t. $a_i = b_i$, $\nabla_i f(\mathbf{a}) \geq \nabla_i f(\mathbf{b})$.*

Now we show that the DR property is stronger than the weak DR property, and the class of DR-submodular functions is a proper subset of that of submodular functions, as indicated by Figure 3.1.

Proposition 3.6 (submodular/weak DR) + (coordinate-wise concave) \Leftrightarrow (DR). *A function $f(\cdot)$ defined over \mathcal{X} satisfies the DR property iff $f(\cdot)$ is submodular and coordinate-wise concave, where the coordinate-wise concave property is defined as: $\forall \mathbf{x} \in \mathcal{X}$, $\forall i \in \mathcal{V}$, $\forall k, l \in \mathbb{R}_+$ s.t. $(k\mathbf{e}_i + \mathbf{x}), (l\mathbf{e}_i + \mathbf{x}), ((k+l)\mathbf{e}_i + \mathbf{x})$ are still in \mathcal{X} , it holds,*

$$f(k\mathbf{e}_i + \mathbf{x}) - f(\mathbf{x}) \geq f((k+l)\mathbf{e}_i + \mathbf{x}) - f(l\mathbf{e}_i + \mathbf{x}), \quad (3.5)$$

or equivalently (if twice differentiable) $\frac{\partial^2 f(\mathbf{x})}{\partial x_i^2} \leq 0, \forall i \in \mathcal{V}$.

Table 3.2: Summarization of definitions of continuous DR-submodular functions (Bian et al., 2017b)

Definitions	Continuous DR-submodular function $f(\cdot)$, $\forall \mathbf{x}, \mathbf{y} \in \mathcal{X}$
0 th order	$f(\mathbf{x}) + f(\mathbf{y}) \geq f(\mathbf{x} \vee \mathbf{y}) + f(\mathbf{x} \wedge \mathbf{y})$, and $f(\cdot)$ is coordinate-wise concave (see (3.5))
1 st order	DR property (Definition 3.1), or $\nabla f(\cdot)$ is an antitone mapping (Lemma 3.2)
2 nd order	$\frac{\partial^2 f(\mathbf{x})}{\partial x_i \partial x_j} \leq 0$, $\forall i, j$ (all entries of the Hessian matrix being non-positive)

Proposition 3.6 shows that a twice differentiable function $f(\cdot)$ is DR-submodular iff $\forall \mathbf{x} \in \mathcal{X}$, $\frac{\partial^2 f(\mathbf{x})}{\partial x_i \partial x_j} \leq 0$, $\forall i, j \in \mathcal{V}$, which does not necessarily imply the concavity of $f(\cdot)$. Given Proposition 3.6, we also have the characterizations of continuous DR-submodular functions, which are summarized in Table 3.2.

3.1.3 A Simple Visualization

Figure 3.2 shows the contour of a 2-D continuous submodular function $[x_1; x_2] \mapsto 0.7(x_1 - x_2)^2 + e^{-4(2x_1 - \frac{5}{3})^2} + 0.6e^{-4(2x_1 - \frac{1}{3})^2} + e^{-4(2x_2 - \frac{5}{3})^2} + e^{-4(2x_2 - \frac{1}{3})^2}$ and a 2-D DR-submodular function

$$\mathbf{x} \mapsto \log \det (\text{diag}(\mathbf{x})(\mathbf{L} - \mathbf{I}) + \mathbf{I}), \mathbf{x} \in [0, 1]^2, \quad (3.6)$$

where $\mathbf{L} = [2.25, 3; 3, 4.25]$. We can see that both of them are neither convex, nor concave. Notice that along each of the coordinate, the continuous submodular function may behave pretty arbitrarily. While for the DR-submodular function, it is always concave along any single coordinate.

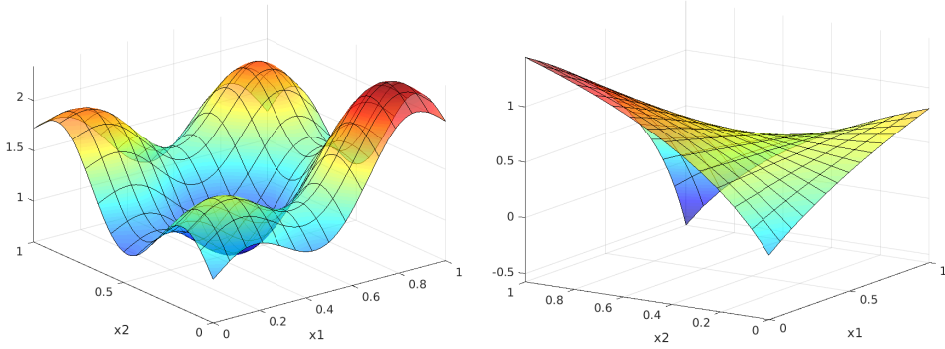


Figure 3.2: Left: A 2-D continuous submodular function: $[x_1; x_2] \mapsto 0.7(x_1 - x_2)^2 + e^{-4(2x_1 - \frac{5}{3})^2} + 0.6e^{-4(2x_1 - \frac{1}{3})^2} + e^{-4(2x_2 - \frac{5}{3})^2} + e^{-4(2x_2 - \frac{1}{3})^2}$. Right: A 2-D softmax extension, which is continuous DR-submodular. $\mathbf{x} \mapsto \log \det(\text{diag}(\mathbf{x})(\mathbf{L} - \mathbf{I}) + \mathbf{I})$, $\mathbf{x} \in [0, 1]^2$, where $\mathbf{L} = [2.25, 3; 3, 4.25]$.

3.2. Problem Statement of Continuous Submodular Function Maximization

The general setup of constrained continuous submodular function maximization is,

$$\max_{\mathbf{x} \in \mathcal{P} \subseteq \mathcal{X}} f(\mathbf{x}), \quad (\text{P})$$

where $f : \mathcal{X} \rightarrow \mathbb{R}$ is continuous submodular or DR-submodular, $\mathcal{X} = [\mathbf{u}, \bar{\mathbf{u}}]$ (Bian et al., 2017b). One can assume f is non-negative over \mathcal{X} , since otherwise one just needs to find a lower bound for the minimum function value of f over \mathcal{X} (because box-constrained submodular minimization can be solved to arbitrary precision in polynomial time (Bach, 2015)). Let the lower bound be f_{\min} , then working on a new function $f'(\mathbf{x}) := f(\mathbf{x}) - f_{\min}$ will not change the solution structure of the original problem (P).

The constraint set $\mathcal{P} \subseteq \mathcal{X}$ is assumed to be a *down-closed* convex set, since without this property one cannot reach any constant factor approximation guarantee of the problem (P) (Vondrák, 2013). Formally, down-closedness of a convex set is defined below:

Definition 3.7 (Down-closedness). A down-closed convex set is a convex set \mathcal{P} associated with a lower bound $\underline{\mathbf{u}} \in \mathcal{P}$, such that:

1. $\forall \mathbf{y} \in \mathcal{P}, \underline{\mathbf{u}} \lesssim \mathbf{y}$;
2. $\forall \mathbf{y} \in \mathcal{P}, \mathbf{x} \in \mathbb{R}^n, \underline{\mathbf{u}} \lesssim \mathbf{x} \lesssim \mathbf{y}$ implies that $\mathbf{x} \in \mathcal{P}$.

Without loss of generality, we assume \mathcal{P} lies in the positive orthant and has the lower bound $\mathbf{0}$, since otherwise we can always define a new set $\mathcal{P}' = \{\mathbf{x} \mid \mathbf{x} = \mathbf{y} - \underline{\mathbf{u}}, \mathbf{y} \in \mathcal{P}\}$ in the positive orthant, and a corresponding continuous submdular function $f'(\mathbf{x}) := f(\mathbf{x} + \underline{\mathbf{u}})$, and all properties of the function are still preserved.

The diameter of \mathcal{P} is $D := \max_{\mathbf{x}, \mathbf{y} \in \mathcal{P}} \|\mathbf{x} - \mathbf{y}\|$, and it holds that $D \leq \|\underline{\mathbf{u}}\|$. We use \mathbf{x}^* to denote the global maximum of (P). In some applications we know that f satisfies the monotonicity property:

Definition 3.8 (Monotonicity). A function $f(\cdot)$ is monotone nondecreasing if,

$$\forall \mathbf{a} \lesssim \mathbf{b}, f(\mathbf{a}) \leq f(\mathbf{b}). \quad (3.7)$$

In the sequel, by “monotonicity”, we mean monotone nondecreasing by default.

We also assume that f has Lipschitz gradients,

Definition 3.9 (Lipschitz gradients). A differentiable function $f(\cdot)$ has L -Lipschitz gradients if for all $\mathbf{x}, \mathbf{y} \in \mathcal{X}$ it holds that,

$$\|\nabla f(\mathbf{x}) - \nabla f(\mathbf{y})\| \leq L\|\mathbf{x} - \mathbf{y}\|. \quad (3.8)$$

According to Nesterov (2013, Lemma 1.2.3), if $f(\cdot)$ has L -Lipschitz gradients, then

$$|f(\mathbf{x} + \mathbf{v}) - f(\mathbf{x}) - \langle \nabla f(\mathbf{x}), \mathbf{v} \rangle| \leq \frac{L}{2} \|\mathbf{v}\|^2. \quad (3.9)$$

For Frank-Wolfe style algorithms, the notion of curvature usually gives a tighter bound than just using the Lipschitz gradients.

Definition 3.10 (Curvature). The curvature of a differentiable function $f(\cdot)$ w.r.t. a constraint set \mathcal{P} is,

$$C_f(\mathcal{P}) := \sup_{\mathbf{x}, \mathbf{v} \in \mathcal{P}, \gamma \in (0,1], \mathbf{y} = \mathbf{x} + \gamma(\mathbf{v} - \mathbf{x})} \frac{2}{\gamma^2} \left[f(\mathbf{y}) - f(\mathbf{x}) - (\mathbf{y} - \mathbf{x})^\top \nabla f(\mathbf{x}) \right]. \quad (3.10)$$

If a differentiable function $f(\cdot)$ has L -Lipschitz gradients, one can easily show that $C_f(\mathcal{P}) \leq LD^2$, given Nesterov (2013, Lemma 1.2.3).

3.3. Underlying Properties of Constrained DR-Submodular Maximization

In this section we present several properties arising in DR-submodular function maximization. First we show properties related to concavity of the objective along certain directions, then we establish the relation between locally stationary points and the global optimum (thus called “local-global relation”). These properties will be used to derive guarantees for the algorithms in the following chapters. All omitted proofs are in Section 3.6.

3.3.1 Properties Along Non-Negative/Non-Positive Directions

Though in general a DR-submodular function f is neither convex, nor concave, it is *concave* along some directions:

Proposition 3.11 (Bian et al., 2017b). *A continuous DR-submodular function $f(\cdot)$ is concave along any non-negative direction $\mathbf{v} \succeq \mathbf{0}$, and any non-positive direction $\mathbf{v} \preceq \mathbf{0}$.*

Notice that DR-submodularity is a stronger condition than concavity along directions $\mathbf{v} \in \pm\mathbb{R}_+^n$: for instance, a concave function is concave along any direction, but it may not be a DR-submodular function.

STRONG DR-SUBMODULARITY. DR-submodular objectives may be strongly concave along directions $\mathbf{v} \in \pm\mathbb{R}_+^n$, e.g., for DR-submodular quadratic functions. We will show that such additional structure may be exploited to obtain stronger guarantees for the local-global relation.

Definition 3.12 (Strong DR-submodularity). A function f is μ -strongly DR-submodular ($\mu \geq 0$) if for all $\mathbf{x} \in \mathcal{X}$ and $\mathbf{v} \in \pm\mathbb{R}_+^n$, it holds that,

$$f(\mathbf{x} + \mathbf{v}) \leq f(\mathbf{x}) + \langle \nabla f(\mathbf{x}), \mathbf{v} \rangle - \frac{\mu}{2} \|\mathbf{v}\|^2. \quad (3.11)$$

3.3.2 Relation Between Approximately Stationary Points and Global Optimum: Local-Global Relation

First of all, we present the following Proposition, which will motivate us to consider a non-stationarity measure for general constrained optimization problems.

Proposition 3.13. *If f is μ -strongly DR-submodular, then for any two points \mathbf{x}, \mathbf{y} in \mathcal{X} , it holds:*

$$(\mathbf{y} - \mathbf{x})^\top \nabla f(\mathbf{x}) \geq f(\mathbf{x} \vee \mathbf{y}) + f(\mathbf{x} \wedge \mathbf{y}) - 2f(\mathbf{x}) + \frac{\mu}{2} \|\mathbf{x} - \mathbf{y}\|^2. \quad (3.12)$$

Proposition 3.13 implies that if \mathbf{x} is stationary (i.e., $\nabla f(\mathbf{x}) = \mathbf{0}$), then $2f(\mathbf{x}) \geq f(\mathbf{x} \vee \mathbf{y}) + f(\mathbf{x} \wedge \mathbf{y}) + \frac{\mu}{2} \|\mathbf{x} - \mathbf{y}\|^2$, which gives an implicit relation between \mathbf{x} and \mathbf{y} . While in practice finding an exact stationary point is not easy, usually non-convex solvers will arrive at an approximately stationary point, thus requiring a proper measure of non-stationarity for the constrained optimization problem.

NON-STATIONARITY MEASURE. Looking at the LHS of (3.12), it naturally suggests to use $\max_{\mathbf{y} \in \mathcal{P}} (\mathbf{y} - \mathbf{x})^\top \nabla f(\mathbf{x})$ as the non-stationarity measure, which happens to coincide with the measure used by Lacoste-Julien (2016) and Reddi et al. (2016b), and it can be calculated for free for Frank-Wolfe-style algorithms (e.g., Algorithm 1).

In order to adapt it to the local-global relation, we give a slightly more general definition here: For any constraint set $\mathcal{Q} \subseteq \mathcal{X}$, the non-stationarity of a point $\mathbf{x} \in \mathcal{Q}$ is,

$$g_{\mathcal{Q}}(\mathbf{x}) := \max_{\mathbf{v} \in \mathcal{Q}} \langle \mathbf{v} - \mathbf{x}, \nabla f(\mathbf{x}) \rangle. \quad (\text{non-stationarity}) \quad (3.13)$$

It always holds that $g_{\mathcal{Q}}(\mathbf{x}) \geq 0$. If $g_{\mathcal{Q}}(\mathbf{x}) = 0$, we call \mathbf{x} a “stationary” point in \mathcal{Q} . (3.13) is a natural generalization of the non-stationarity measure $\|\nabla f(\mathbf{x})\|$ for unconstrained optimization problems.

As the following statements show, $g_{\mathcal{Q}}(\mathbf{x})$ plays an important role in characterizing the local-global relation.

3.3.2.1 Local-Global Relation in Monotone Setting

Corollary 3.14 (Local-Global Relation: Monotone Setting). *Let \mathbf{x} be a point in \mathcal{P} with non-stationarity $g_{\mathcal{P}}(\mathbf{x})$. If f is monotone nondecreasing and μ -strongly DR-submodular, then it holds that,*

$$f(\mathbf{x}) \geq \frac{1}{2} [f(\mathbf{x}^*) - g_{\mathcal{P}}(\mathbf{x})] + \frac{\mu}{4} \|\mathbf{x} - \mathbf{x}^*\|^2. \quad (3.14)$$

Corollary 3.14 indicates that any stationary point is a $1/2$ approximation, which also shows up in Hassani et al. (2017) with $\mu = 0$. Furthermore, if f is μ -strongly DR-submodular, the quality of \mathbf{x} will be boosted a lot: if \mathbf{x} is close to \mathbf{x}^* , it should be close to being optimal since f is smooth; if \mathbf{x} is far away from \mathbf{x}^* , the term $\frac{\mu}{4} \|\mathbf{x} - \mathbf{x}^*\|^2$ will boost the bound significantly. We provide here a very succinct proof based on Proposition 3.13.

Proof of Corollary 3.14. Let $\mathbf{y} = \mathbf{x}^*$ in Proposition 3.13, one can easily reach

$$f(\mathbf{x}) \geq \frac{1}{2} [f(\mathbf{x}^* \vee \mathbf{x}) + f(\mathbf{x}^* \wedge \mathbf{x}) - g_{\mathcal{P}}(\mathbf{x})] + \frac{\mu}{4} \|\mathbf{x} - \mathbf{x}^*\|^2. \quad (3.15)$$

Because of monotonicity and $\mathbf{x}^* \vee \mathbf{x} \succeq \mathbf{x}^*$, we know that $f(\mathbf{x}^* \vee \mathbf{x}) \geq f(\mathbf{x}^*)$. From non-negativity, $f(\mathbf{x}^* \wedge \mathbf{x}) \geq 0$. Then we reach the conclusion. \square

3.3.2.2 Local-Global Relation in Non-Monotone Setting

Proposition 3.15 (Local-Global Relation: Non-Monotone Setting). *Let \mathbf{x} be a point in \mathcal{P} with non-stationarity $g_{\mathcal{P}}(\mathbf{x})$, and $\mathcal{Q} := \mathcal{P} \cap \{\mathbf{y} \mid \mathbf{y} \preceq \bar{\mathbf{u}} - \mathbf{x}\}$. Let \mathbf{z} be a point in \mathcal{Q} with non-stationarity $g_{\mathcal{Q}}(\mathbf{z})$. It holds that,*

$$\begin{aligned} \max\{f(\mathbf{x}), f(\mathbf{z})\} &\geq \\ \frac{1}{4} [f(\mathbf{x}^*) - g_{\mathcal{P}}(\mathbf{x}) - g_{\mathcal{Q}}(\mathbf{z})] + \frac{\mu}{8} (\|\mathbf{x} - \mathbf{x}^*\|^2 + \|\mathbf{z} - \mathbf{z}^*\|^2), \end{aligned} \quad (3.16)$$

where $\mathbf{z}^* := \mathbf{x} \vee \mathbf{x}^* - \mathbf{x}$.

Figure 3.3 provides a two dimensional visualization of Proposition 3.15. Notice that the smaller constraint \mathcal{Q} is generated after the first stationary point \mathbf{x} is calculated.

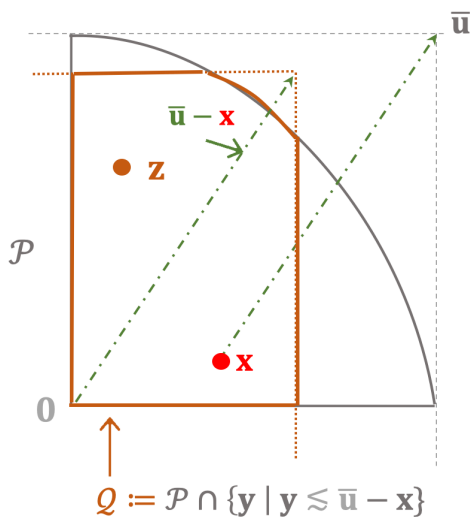


Figure 3.3: Visualization of the local-global relation in non-monotone setting.

PROOF SKETCH OF PROPOSITION 3.15: The proof uses Proposition 3.13, the non-stationarity in (3.13) and a key observation in the following Claim. The detailed proof is deferred to Section 3.6.7.

Claim 3.16. *Under the setting of Proposition 3.15, it holds that,*

$$f(\mathbf{x} \vee \mathbf{x}^*) + f(\mathbf{x} \wedge \mathbf{x}^*) + f(\mathbf{z} \vee \mathbf{z}^*) + f(\mathbf{z} \wedge \mathbf{z}^*) \geq f(\mathbf{x}^*). \quad (3.17)$$

Note that Chekuri et al. (2014) and Gillenwater et al. (2012) propose a similar relation for the special cases of multilinear/softmax extensions by mainly proving the same conclusion as in Claim 3.16. Their relation does not incorporate the properties of non-stationarity or strong DR-submodularity. They both use the proof idea of constructing a complicated auxiliary set function tailored to specific DR-submodular functions. We present a different proof method by directly utilizing the DR property on carefully constructed auxiliary points (e.g., $(\mathbf{x} + \mathbf{z}) \vee \mathbf{x}^*$ in the proof of Claim 3.16), this is arguably more succinct and straightforward than that of Chekuri et al. (2014) and Gillenwater et al. (2012).

3.4. Generalized Submodularity on Conic Lattices and the Reduction to Continuous Submodularity

Continuous submodular functions can already model many scenarios. Yet, there are several interesting cases which are in general not (DR-)submodular, but can still be captured by a generalized notion. This generalized notion of submodularity is defined over lattices induced by conic inequalities. It enables us to develop polynomial-time algorithms with guarantees by using ideas from continuous submodular optimization. We present representative applications in Section 4.9.

In the rest of this section, we firstly define the class of general continuous submodular functions over lattices induced by conic inequalities. Furthermore we provide a reduction to the original (DR-)submodular optimization problem.

3.4.1 Poset and Conic Lattice

PROPER CONE AND CONIC INEQUALITY. Let us consider at the proper cone that will be used to define a conic inequality. A cone $\mathcal{K} \subseteq \mathbb{R}^n$ is a *proper cone* if it is convex, closed, solid (having nonempty interior) and pointed (contains no line, i.e., $\mathbf{x} \in \mathcal{K}, -\mathbf{x} \in \mathcal{K}$ implies $\mathbf{x} = \mathbf{0}$). A proper cone \mathcal{K} can be used to define a conic inequality (a.k.a. generalized inequality (Boyd et al., 2004, Chapter 2.4)): $\mathbf{a} \preceq_{\mathcal{K}} \mathbf{b}$ iff $\mathbf{b} - \mathbf{a} \in \mathcal{K}$, which also defines a partial ordering since the binary relation $\preceq_{\mathcal{K}}$ is reflexive, antisymmetric and transitive. Then it is easy to see that $(\mathcal{X}, \preceq_{\mathcal{K}})$ is a partially ordered set (poset).

LATTICE AND LATTICE CONE. If two elements $\mathbf{a}, \mathbf{b} \in \mathcal{X}$ have a least upper bound (greatest lower bound), it is denoted as the “join”: $\mathbf{a} \vee \mathbf{b}$ (the “meet”: $\mathbf{a} \wedge \mathbf{b}$). A lattice is a poset that contains the join and meet of each pair of its elements (Garg, 2015). A “lattice cone” (Fuchssteiner et al., 2011) is the proper cone that can be used to define a lattice. Note that not all conic inequalities can be used to define a lattice. For example, the positive semidefinite cone $\mathcal{K}_{\text{PSD}} = \{\mathbf{A} \in \mathbb{R}^{n \times n} \mid \mathbf{A} \text{ is symmetric, } \mathbf{A} \succeq 0\}$ is a proper cone, but its induced ordering can not be used to define a lattice. We provide a simple counter example to verify this argument in Section 3.6.8.

Specifically, we name the lattice that can be defined through a conic inequality as “conic lattice”, since it is of particular interest for modeling the real-world applications in this thesis.

Definition 3.17 (Conic Lattice (Bian et al., 2017a)). Given a poset $(\mathcal{X}, \preceq_{\mathcal{K}})$ induced by the conic inequality $\preceq_{\mathcal{K}}$, if there exist join and meet operations for every pair of elements (\mathbf{a}, \mathbf{b}) in $\mathcal{X} \times \mathcal{X}$, s.t. $\mathbf{a} \vee \mathbf{b}$ and $\mathbf{a} \wedge \mathbf{b}$ are still in \mathcal{X} , then $(\mathcal{X}, \preceq_{\mathcal{K}})$ is a conic lattice.

In one word, a conic lattice $(\mathcal{X}, \preceq_{\mathcal{K}})$ is a lattice induced by a conic inequality $\preceq_{\mathcal{K}}$.

3.4.2 A Specific Conic Lattice and Submodularity on It

In the following we introduce a class of conic lattices to model the applications in this work. We further provide a general characterization about submodularity on this conic lattice.

ORTHANT CONIC LATTICE. Given a sign vector $\alpha \in \{\pm 1\}^n$, the orthant cone is defined as $\mathcal{K}_\alpha := \{\mathbf{x} \in \mathbb{R}^n \mid x_i \alpha_i \geq 0, \forall i \in [n]\}$. One can verify that \mathcal{K}_α is a proper cone. For any two points $\mathbf{a}, \mathbf{b} \in \mathcal{X}$, one can further define the join and meet operations: $(\mathbf{a} \vee \mathbf{b})_i := \alpha_i \max\{\alpha_i a_i, \alpha_i b_i\}$, $(\mathbf{a} \wedge \mathbf{b})_i := \alpha_i \min\{\alpha_i a_i, \alpha_i b_i\}$, $\forall i \in [n]$. Then it is easy to show that the poset $(\mathcal{X}, \preceq_{\mathcal{K}_\alpha})$ is a valid conic lattice.

A function $f : \mathcal{X} \mapsto \mathbb{R}$ is submodular on a lattice (Topkis, 1978; Fujishige, 2005) if for all $(\mathbf{x}, \mathbf{y}) \in \mathcal{X} \times \mathcal{X}$, it holds that,

$$f(\mathbf{x}) + f(\mathbf{y}) \geq f(\mathbf{x} \vee \mathbf{y}) + f(\mathbf{x} \wedge \mathbf{y}). \quad (3.18)$$

One can establish the characterizations of submodularity on the orthant conic lattice $(\mathcal{X}, \preceq_{\mathcal{K}_\alpha})$ similarly as that in Bian et al. (2017b):

Proposition 3.18 (Characterizations of Submodularity on Orthant Conic Lattice $(\mathcal{X}, \preceq_{\mathcal{K}_\alpha})$). *If a function f is submodular on the lattice $(\mathcal{X}, \preceq_{\mathcal{K}_\alpha})$ (called \mathcal{K}_α -submodular), then we have the following two equivalent characterizations:*
 a) $\forall \mathbf{a}, \mathbf{b} \in \mathcal{X}$ s.t. $\mathbf{a} \preceq_{\mathcal{K}_\alpha} \mathbf{b}$, $\forall i$ s.t. $a_i = b_i$, $\forall k \in \mathbb{R}_+$ s.t. $(k\mathbf{e}_i + \mathbf{a})$ and $(k\mathbf{e}_i + \mathbf{b})$ are still in \mathcal{X} , it holds that,

$$\alpha_i [f(k\mathbf{e}_i + \mathbf{a}) - f(\mathbf{a})] \geq \alpha_i [f(k\mathbf{e}_i + \mathbf{b}) - f(\mathbf{b})]. \quad (\text{weak DR}) \quad (3.19)$$

b) *If f is twice differentiable, then $\forall \mathbf{x} \in \mathcal{X}$ it holds,*

$$\alpha_i \alpha_j \nabla_{ij}^2 f(\mathbf{x}) \leq 0, \quad \forall i, j \in [n], i \neq j. \quad (3.20)$$

Proposition 3.18 can be proved by directly generalizing the proof of Proposition 3.4, so the detailed proof is omitted here due to the high similarity.

Next, we generalize the definition of DR-submodularity to the conic lattice $(\mathcal{X}, \preceq_{\mathcal{K}_\alpha})$:

Definition 3.19 (\mathcal{K}_α -DR-submodular). A function $f : \mathcal{X} \mapsto \mathbb{R}$ is \mathcal{K}_α -DR-submodular if $\forall \mathbf{a}, \mathbf{b} \in \mathcal{X}$ s.t. $\mathbf{a} \preceq_{\mathcal{K}_\alpha} \mathbf{b}$, $\forall i \in [n], \forall k \in \mathbb{R}_+$ s.t. $(k\mathbf{e}_i + \mathbf{a})$ and $(k\mathbf{e}_i + \mathbf{b})$ are still in \mathcal{X} , it holds that,

$$\alpha_i[f(k\mathbf{e}_i + \mathbf{a}) - f(\mathbf{a})] \geq \alpha_i[f(k\mathbf{e}_i + \mathbf{b}) - f(\mathbf{b})]. \quad (3.21)$$

In correspondence to the relation between DR-submodularity and submodularity over continuous domains (Proposition 3.6), one can easily get the similar relation (with highly similar proof) bellow:

Proposition 3.20 (\mathcal{K}_α -submodular + coordinate-wise concave \Leftrightarrow \mathcal{K}_α -DR-submodular). A function f is \mathcal{K}_α -DR-submodular iff it is \mathcal{K}_α -submodular and coordinate-wise concave.

Combining (3.20) and Proposition 3.20, one can show that if f is twice differentiable and \mathcal{K}_α -DR-submodular, then $\forall \mathbf{x} \in \mathcal{X}$ it holds that,

$$\alpha_i \alpha_j \nabla_{ij}^2 f(\mathbf{x}) \leq 0, \quad \forall i, j \in [n]. \quad (3.22)$$

Similarly, a function f is \mathcal{K}_α -IR-supermodular iff $-f$ is \mathcal{K}_α -DR-submodular.

Remark 3.21. We only consider the orthant conic lattice $(\mathcal{X}, \preceq_{\mathcal{K}_\alpha})$ here, since it can already model the applications in this work. However, it is noteworthy that the framework can be generalized to arbitrary conic lattices, which may be of interest to model more complex applications.

3.4.3 A Reduction to Optimizing Submodular Functions over Continuous Domains

To be succinct, in this section we only discuss the reduction for the \mathcal{K}_α -DR-submodular maximization problems. However, it is easy to see that the reduction works for all kinds of \mathcal{K}_α -submodular optimization problems, e.g., \mathcal{K}_α -submodular minimization problem.

Suppose g is a \mathcal{K}_α -DR-submodular function, and the \mathcal{K}_α -DR-submodular maximization problem is $\max_{\mathbf{y} \in \mathcal{P}'} g(\mathbf{y})$, where $\mathcal{P}' = \{\mathbf{y} \in \mathbb{R}^n | h_i(\mathbf{y}) \leq b_i, \forall i \in$

$[m], \mathbf{y} \succeq_{\mathcal{K}_\alpha} \mathbf{0}\}$ is down-closed w.r.t. the conic inequality $\preceq_{\mathcal{K}_\alpha}$. The down-closedness here means if $\mathbf{a} \in \mathcal{P}'$ and $\mathbf{0} \preceq_{\mathcal{K}_\alpha} \mathbf{b} \preceq_{\mathcal{K}_\alpha} \mathbf{a}$, then $\mathbf{b} \in \mathcal{P}'$ as well.

Let $\mathbf{A} := \text{diag}(\boldsymbol{\alpha})$, and a function $f(\mathbf{x}) := g(\mathbf{Ax})$. One can see that if g is \mathcal{K}_α -DR-submodular, then f is DR-submodular: assume wlog.³ that g is twice differentiable, then $\nabla^2 f(\mathbf{x}) = \mathbf{A}^\top \nabla^2 g \mathbf{A}$, and $\nabla_{ij}^2 f(\mathbf{x}) = \alpha_i \alpha_j \nabla_{ij}^2 g \leq 0$, so f is DR-submodular.

By the affine transformation $\mathbf{y} := \mathbf{Ax}$, one can transform the \mathcal{K}_α -DR-submodular maximization problem to be a DR-submodular maximization problem $\max_{\mathbf{x} \in \mathcal{P}} g(\mathbf{Ax})$, where $\mathcal{P} = \{\mathbf{x} \in \mathbb{R}^n | h_i(\mathbf{Ax}) \leq b_i, \forall i \in [m], \mathbf{Ax} \succeq_{\mathcal{K}_\alpha} \mathbf{0}\}$ is down-closed w.r.t. the ordinary component-wise inequality \lesssim . To verify the down-closedness of \mathcal{P} w.r.t. to the ordinary inequality \lesssim here, let $\mathbf{y}_1 = \mathbf{Ax}_1 \in \mathcal{P}'$ (so $\mathbf{x}_1 \in \mathcal{P}$). Suppose there is a point $\mathbf{y}_2 = \mathbf{Ax}_2$ s.t. $\mathbf{0} \preceq_{\mathcal{K}_\alpha} \mathbf{y}_2 \preceq_{\mathcal{K}_\alpha} \mathbf{y}_1$. From the down-closedness of \mathcal{P}' , we know that $\mathbf{y}_2 \in \mathcal{P}'$, thus $\mathbf{x}_2 \in \mathcal{P}$. Looking at $\mathbf{0} \preceq_{\mathcal{K}_\alpha} \mathbf{y}_2 \preceq_{\mathcal{K}_\alpha} \mathbf{y}_1$, it is equivalent to $\mathbf{0} \lesssim \mathbf{x}_2 \lesssim \mathbf{x}_1$. Thus we establish the down-closedness of \mathcal{P} .

Given the reduction, we can reuse the algorithms for the original DR-submodular maximization problem (P).

3.5. Conclusions

In this chapter we presented detailed characterizations of continuous submodular functions. By introducing the weak DR property, we make it possible to describe submodularity for general functions (set, integer and continuous functions) using a DR-style characterization. After a formal statement of the class of continuous submodular maximization problems, we illustrated intriguing properties of this class of problems. It includes concavity along certain directions and the local-global relation. These characterizations and properties will be heavily used in proofs of the subsequent chapters.

³ If twice differentiability is not satisfied, one can still use other equivalent characterizations, for instance, the characterization in (3.18) or in (3.19) to formulate this.

3.6. Additional Proofs

Since \mathcal{X}_i is a compact subset of \mathbb{R} , we denote its lower bound and upper bound to be \underline{u}_i and \bar{u}_i , respectively.

3.6.1 Proofs of Lemma 3.2 and Lemma 3.5

Proof of Lemma 3.2. Sufficiency: For any dimension i ,

$$\nabla_i f(\mathbf{a}) = \lim_{k \rightarrow 0} \frac{f(k\mathbf{e}_i + \mathbf{a}) - f(\mathbf{a})}{k} \geq \lim_{k \rightarrow 0} \frac{f(k\mathbf{e}_i + \mathbf{b}) - f(\mathbf{b})}{k} = \nabla_i f(\mathbf{a}). \quad (3.23)$$

Necessity:

Firstly, we show that for any $\mathbf{c} \succeq \mathbf{0}$, the function $g(\mathbf{x}) := f(\mathbf{c} + \mathbf{x}) - f(\mathbf{x})$ is monotonically non-increasing.

$$\nabla g(\mathbf{x}) = \nabla f(\mathbf{c} + \mathbf{x}) - \nabla f(\mathbf{x}) \preceq \mathbf{0}. \quad (3.24)$$

Taking $\mathbf{c} = k\mathbf{e}_i$, since $g(\mathbf{a}) \leq g(\mathbf{b})$, we reach the DR-submodularity definition. \square

Proof of Lemma 3.5. Similar as the proof of Lemma 3.2, we have the following:

Sufficiency: For any dimension i s.t. $a_i = b_i$,

$$\nabla_i f(\mathbf{a}) = \lim_{k \rightarrow 0} \frac{f(k\mathbf{e}_i + \mathbf{a}) - f(\mathbf{a})}{k} \geq \lim_{k \rightarrow 0} \frac{f(k\mathbf{e}_i + \mathbf{b}) - f(\mathbf{b})}{k} = \nabla_i f(\mathbf{a}). \quad (3.25)$$

Necessity:

We show that for any $k \geq 0$, the function $g(\mathbf{x}) := f(k\mathbf{e}_i + \mathbf{x}) - f(\mathbf{x})$ is monotonically non-increasing.

$$\nabla g(\mathbf{x}) = \nabla f(k\mathbf{e}_i + \mathbf{x}) - \nabla f(\mathbf{x}) \preceq \mathbf{0}. \quad (3.26)$$

Since $g(\mathbf{a}) \leq g(\mathbf{b})$, we reach the weak DR definition. \square

3.6.2 Alternative Formulation of the weak DR Property

First of all, we will prove that weak DR has the following alternative formulation, which will be used to prove Proposition 3.4.

Lemma 3.22 (Alternative formulation of weak DR). *The weak DR property (Equation (3.4), denoted as Formulation I) has the following equivalent formulation (Equation (3.27), denoted as Formulation II): $\forall \mathbf{a} \lesssim \mathbf{b} \in \mathcal{X}$, $\forall i \in \{i' | a_{i'} = b_{i'} = \underline{u}_{i'}\}$, $\forall k' \geq l' \geq 0$ s.t. $(k'\mathbf{e}_i + \mathbf{a})$, $(l'\mathbf{e}_i + \mathbf{a})$, $(k'\mathbf{e}_i + \mathbf{b})$ and $(l'\mathbf{e}_i + \mathbf{b})$ are still in \mathcal{X} , the following inequality is satisfied,*

$$f(k'\mathbf{e}_i + \mathbf{a}) - f(l'\mathbf{e}_i + \mathbf{a}) \geq f(k'\mathbf{e}_i + \mathbf{b}) - f(l'\mathbf{e}_i + \mathbf{b}). \quad (\text{Formulation II}) \quad (3.27)$$

Proof. Let $D_1 = \{i | a_i = b_i = \underline{u}_i\}$, $D_2 = \{i | \underline{u}_i < a_i = b_i < \bar{u}_i\}$, and $D_3 = \{i | a_i = b_i = \bar{u}_i\}$.

1) Formulation II \Rightarrow Formulation I

When $i \in D_1$, set $l' = 0$ in Formulation II one can get $f(k'\mathbf{e}_i + \mathbf{a}) - f(\mathbf{a}) \geq f(k'\mathbf{e}_i + \mathbf{b}) - f(\mathbf{b})$.

When $i \in D_2$, $\forall k \geq 0$, let $l' = a_i - \underline{u}_i = b_i - \underline{u}_i > 0$, $k' = k + l' = k + (a_i - \underline{u}_i)$, and let $\bar{\mathbf{a}} = (\mathbf{a}|_i(\underline{u}_i))$, $\bar{\mathbf{b}} = (\mathbf{b}|_i(\underline{u}_i))$. It is easy to see that $\bar{\mathbf{a}} \lesssim \bar{\mathbf{b}}$, and $\bar{a}_i = \bar{b}_i = \underline{u}_i$. Then from Formulation II,

$$\begin{aligned} f(k'\mathbf{e}_i + \bar{\mathbf{a}}) - f(l'\mathbf{e}_i + \bar{\mathbf{a}}) &= f(k\mathbf{e}_i + \mathbf{a}) - f(\mathbf{a}) \\ &\geq f(k'\mathbf{e}_i + \bar{\mathbf{b}}) - f(l'\mathbf{e}_i + \bar{\mathbf{b}}) = f(k\mathbf{e}_i + \mathbf{b}) - f(\mathbf{b}). \end{aligned} \quad (3.28)$$

When $i \in D_3$, Equation (3.4) holds trivially.

The above three situations proves the Formulation I.

2) Formulation II \Leftarrow Formulation I

$\forall \mathbf{a} \lesssim \mathbf{b}, \forall i \in D_1$, one has $a_i = b_i = \underline{u}_i$. $\forall k' \geq l' \geq 0$, let $\hat{\mathbf{a}} = l'\mathbf{e}_i + \mathbf{a}, \hat{\mathbf{b}} = l'\mathbf{e}_i + \mathbf{b}$, let $k = k' - l' \geq 0$, it can be verified that $\hat{\mathbf{a}} \lesssim \hat{\mathbf{b}}$ and $\hat{a}_i = \hat{b}_i$, from Formulation I,

$$\begin{aligned} f(k\mathbf{e}_i + \hat{\mathbf{a}}) - f(\hat{\mathbf{a}}) &= f(k'\mathbf{e}_i + \mathbf{a}) - f(l'\mathbf{e}_i + \mathbf{a}) \\ &\geq f(k\mathbf{e}_i + \hat{\mathbf{b}}) - f(\hat{\mathbf{b}}) = f(k'\mathbf{e}_i + \mathbf{b}) - f(l'\mathbf{e}_i + \mathbf{b}). \end{aligned} \quad (3.29)$$

which proves Formulation II. \square

3.6.3 Proof of Proposition 3.4

Proof. 1) submodularity \Rightarrow weak DR:

Let us prove the Formulation II (Equation (3.27)) of weak DR, which is,

$\forall \mathbf{a} \lesssim \mathbf{b} \in \mathcal{X}, \forall i \in \{i' | a_{i'} = b_{i'} = \underline{u}_{i'}\}, \forall k' \geq l' \geq 0$, the following inequality holds,

$$f(k'\mathbf{e}_i + \mathbf{a}) - f(l'\mathbf{e}_i + \mathbf{a}) \geq f(k'\mathbf{e}_i + \mathbf{b}) - f(l'\mathbf{e}_i + \mathbf{b}). \quad (3.30)$$

And f is a submodular function iff $\forall \mathbf{x}, \mathbf{y} \in \mathcal{X}, f(\mathbf{x}) + f(\mathbf{y}) \geq f(\mathbf{x} \vee \mathbf{y}) + f(\mathbf{x} \wedge \mathbf{y})$, so $f(\mathbf{y}) - f(\mathbf{x} \wedge \mathbf{y}) \geq f(\mathbf{x} \vee \mathbf{y}) - f(\mathbf{x})$.

Now $\forall \mathbf{a} \lesssim \mathbf{b} \in \mathcal{X}$, one can set $\mathbf{x} = l'\mathbf{e}_i + \mathbf{b}$ and $\mathbf{y} = k'\mathbf{e}_i + \mathbf{a}$. It can be easily verified that $\mathbf{x} \wedge \mathbf{y} = l'\mathbf{e}_i + \mathbf{a}$ and $\mathbf{x} \vee \mathbf{y} = k'\mathbf{e}_i + \mathbf{b}$. Substituting all the above equalities into $f(\mathbf{y}) - f(\mathbf{x} \wedge \mathbf{y}) \geq f(\mathbf{x} \vee \mathbf{y}) - f(\mathbf{x})$ one can get $f(k'\mathbf{e}_i + \mathbf{a}) - f(l'\mathbf{e}_i + \mathbf{a}) \geq f(k'\mathbf{e}_i + \mathbf{b}) - f(l'\mathbf{e}_i + \mathbf{b})$.

2) submodularity \Leftarrow weak DR:

Let us use Formulation I (Equation (3.4)) of weak DR to prove the submodularity property.

$\forall \mathbf{x}, \mathbf{y} \in \mathcal{X}$, let $D := \{e_1, \dots, e_d\}$ be the set of elements for which $y_e > x_e$, let $k_{e_i} := y_{e_i} - x_{e_i}$. Now set $\mathbf{a}^0 := \mathbf{x} \wedge \mathbf{y}, \mathbf{b}^0 := \mathbf{x}$ and $\mathbf{a}^i = (\mathbf{a}^{i-1}|_{e_i}(y_{e_i})) = k_{e_i}\mathbf{e}_i + \mathbf{a}^{i-1}, \mathbf{b}^i = (\mathbf{b}^{i-1}|_{e_i}(y_{e_i})) = k_{e_i}\mathbf{e}_i + \mathbf{b}^{i-1}$, for $i = 1, \dots, d$.

One can verify that $\mathbf{a}^i \lesssim \mathbf{b}^i, a_{e_{i'}}^i = b_{e_{i'}}^i$ for all $i' \in D, i = 0, \dots, d$, and that $\mathbf{a}^d = \mathbf{y}, \mathbf{b}^d = \mathbf{x} \vee \mathbf{y}$.

Applying Equation (3.4) of the weak DR property for $i = 1, \dots, d$ one can get

$$f(k_{e_1} \mathbf{e}_{e_1} + \mathbf{a}^0) - f(\mathbf{a}^0) \geq f(k_{e_1} \mathbf{e}_{e_1} + \mathbf{b}^0) - f(\mathbf{b}^0) \quad (3.31)$$

$$f(k_{e_2} \mathbf{e}_{e_2} + \mathbf{a}^1) - f(\mathbf{a}^1) \geq f(k_{e_2} \mathbf{e}_{e_2} + \mathbf{b}^1) - f(\mathbf{b}^1) \quad (3.32)$$

...

$$f(k_{e_d} \mathbf{e}_{e_d} + \mathbf{a}^{d-1}) - f(\mathbf{a}^{d-1}) \geq f(k_{e_d} \mathbf{e}_{e_d} + \mathbf{b}^{d-1}) - f(\mathbf{b}^{d-1}). \quad (3.33)$$

Taking a sum over all the above d inequalities, one can get

$$f(k_{e_d} \mathbf{e}_{e_d} + \mathbf{a}^{d-1}) - f(\mathbf{a}^0) \geq f(k_{e_d} \mathbf{e}_{e_d} + \mathbf{b}^{d-1}) - f(\mathbf{b}^0) \quad (3.34)$$

\Leftrightarrow

$$f(\mathbf{y}) - f(\mathbf{x} \wedge \mathbf{y}) \geq f(\mathbf{x} \vee \mathbf{y}) - f(\mathbf{x}) \quad (3.35)$$

\Leftrightarrow

$$f(\mathbf{x}) + f(\mathbf{y}) \geq f(\mathbf{x} \vee \mathbf{y}) + f(\mathbf{x} \wedge \mathbf{y}), \quad (3.36)$$

which proves the submodularity property. \square

3.6.4 Proof of Proposition 3.6

Proof. 1) submodular + coordinate-wise concave \Rightarrow DR:

From coordinate-wise concavity we have $f(\mathbf{a} + k\mathbf{e}_i) - f(\mathbf{a}) \geq f(\mathbf{a} + (b_i - a_i + k)\mathbf{e}_i) - f(\mathbf{a} + (b_i - a_i)\mathbf{e}_i)$. Therefore, to prove DR it suffices to show that

$$f(\mathbf{a} + (b_i - a_i + k)\mathbf{e}_i) - f(\mathbf{a} + (b_i - a_i)\mathbf{e}_i) \geq f(\mathbf{b} + k\mathbf{e}_i) - f(\mathbf{b}). \quad (3.37)$$

Let $\mathbf{x} := \mathbf{b}, \mathbf{y} := (\mathbf{a} + (b_i - a_i + k)\mathbf{e}_i)$, so $\mathbf{x} \wedge \mathbf{y} = (\mathbf{a} + (b_i - a_i)\mathbf{e}_i), \mathbf{x} \vee \mathbf{y} = (\mathbf{b} + k\mathbf{e}_i)$. From submodularity, one can see that inequality (3.37) holds.

2) DR \Rightarrow submodular + coordinate-wise concave:

From DR property, the weak DR (Equation (3.4)) property is implied, which equivalently proves the *submodularity* property.

To prove *coordinate-wise concavity*, one just need to set $\mathbf{b} := \mathbf{a} + l\mathbf{e}_i$, then we have $f(\mathbf{a} + k\mathbf{e}_i) - f(\mathbf{a}) \geq f(\mathbf{a} + (k+l)\mathbf{e}_i) - f(\mathbf{a} + l\mathbf{e}_i)$. \square

3.6.5 Proof of Proposition 3.11

Proof of Proposition 3.11. Consider a univariate function

$$g(\xi) := f(\mathbf{x} + \xi \mathbf{v}^*), \xi \geq 0, \mathbf{v}^* \succeq \mathbf{0}. \quad (3.38)$$

We know that

$$\frac{dg(\xi)}{d\xi} = \langle \mathbf{v}^*, \nabla f(\mathbf{x} + \xi \mathbf{v}^*) \rangle. \quad (3.39)$$

It can be verified that:

$g(\xi)$ is concave \Leftrightarrow

$$\frac{d^2g(\xi)}{d\xi^2} = (\mathbf{v}^*)^\top \nabla^2 f(\mathbf{x} + \xi \mathbf{v}^*) \mathbf{v}^* = \sum_{i \neq j} v_i^* v_j^* \nabla_{ij}^2 f + \sum_i (v_i^*)^2 \nabla_{ii}^2 f \leq 0. \quad (3.40)$$

The non-positiveness of $\nabla_{ij}^2 f$ is ensured by submodularity of $f(\cdot)$, and the non-positiveness of $\nabla_{ii}^2 f$ results from the coordinate-wise concavity of $f(\cdot)$.

The proof of concavity along any non-positive direction is similar, which is omitted here. \square

3.6.6 Proof of Proposition 3.13

Proof of Proposition 3.13. Since f is DR-submodular, so it is concave along any direction $\mathbf{v} \in \pm \mathbb{R}_+^n$. We know that $\mathbf{x} \vee \mathbf{y} - \mathbf{x} \succeq \mathbf{0}$ and $\mathbf{x} \wedge \mathbf{y} - \mathbf{x} \preceq \mathbf{0}$, so from the strong DR-submodularity in (3.11),

$$f(\mathbf{x} \vee \mathbf{y}) - f(\mathbf{x}) \leq \langle \nabla f(\mathbf{x}), \mathbf{x} \vee \mathbf{y} - \mathbf{x} \rangle - \frac{\mu}{2} \|\mathbf{x} \vee \mathbf{y} - \mathbf{x}\|^2, \quad (3.41)$$

$$f(\mathbf{x} \wedge \mathbf{y}) - f(\mathbf{x}) \leq \langle \nabla f(\mathbf{x}), \mathbf{x} \wedge \mathbf{y} - \mathbf{x} \rangle - \frac{\mu}{2} \|\mathbf{x} \wedge \mathbf{y} - \mathbf{x}\|^2. \quad (3.42)$$

Summing the above two inequalities and notice that $\mathbf{x} \vee \mathbf{y} + \mathbf{x} \wedge \mathbf{y} = \mathbf{x} + \mathbf{y}$, we arrive,

$$(\mathbf{y} - \mathbf{x})^\top \nabla f(\mathbf{x}) \quad (3.43)$$

$$\begin{aligned} &\geq f(\mathbf{x} \vee \mathbf{y}) + f(\mathbf{x} \wedge \mathbf{y}) - 2f(\mathbf{x}) + \frac{\mu}{2}(\|\mathbf{x} \vee \mathbf{y} - \mathbf{x}\|^2 + \|\mathbf{x} \wedge \mathbf{y} - \mathbf{x}\|^2) \\ &= f(\mathbf{x} \vee \mathbf{y}) + f(\mathbf{x} \wedge \mathbf{y}) - 2f(\mathbf{x}) + \frac{\mu}{2}\|\mathbf{y} - \mathbf{x}\|^2, \end{aligned} \quad (3.44)$$

the last equality holds since $\|\mathbf{x} \vee \mathbf{y} - \mathbf{x}\|^2 + \|\mathbf{x} \wedge \mathbf{y} - \mathbf{x}\|^2 = \|\mathbf{y} - \mathbf{x}\|^2$. \square

3.6.7 Proof of Proposition 3.15

Proof of Proposition 3.15. Consider the point $\mathbf{z}^* := \mathbf{x} \vee \mathbf{x}^* - \mathbf{x} = (\mathbf{x}^* - \mathbf{x}) \vee \mathbf{0}$. One can see that: 1) $\mathbf{0} \lesssim \mathbf{z}^* \lesssim \mathbf{x}^*$; 2) $\mathbf{z}^* \in \mathcal{P}$ (down-closedness); 3) $\mathbf{z}^* \in \mathcal{Q}$ (because of $\mathbf{z}^* \lesssim \bar{\mathbf{u}} - \mathbf{x}$). From Proposition 3.13,

$$\langle \mathbf{x}^* - \mathbf{x}, \nabla f(\mathbf{x}) \rangle + 2f(\mathbf{x}) \geq f(\mathbf{x} \vee \mathbf{x}^*) + f(\mathbf{x} \wedge \mathbf{x}^*) + \frac{\mu}{2}\|\mathbf{x} - \mathbf{x}^*\|^2, \quad (3.45)$$

$$\langle \mathbf{z}^* - \mathbf{z}, \nabla f(\mathbf{z}) \rangle + 2f(\mathbf{z}) \geq f(\mathbf{z} \vee \mathbf{z}^*) + f(\mathbf{z} \wedge \mathbf{z}^*) + \frac{\mu}{2}\|\mathbf{z} - \mathbf{z}^*\|^2. \quad (3.46)$$

Let us first of all prove the following key Claim.

Claim 3.16. *Under the setting of Proposition 3.15, it holds that,*

$$f(\mathbf{x} \vee \mathbf{x}^*) + f(\mathbf{x} \wedge \mathbf{x}^*) + f(\mathbf{z} \vee \mathbf{z}^*) + f(\mathbf{z} \wedge \mathbf{z}^*) \geq f(\mathbf{x}^*). \quad (3.17)$$

Proof of Claim 3.16. Firstly, we are going to prove that

$$f(\mathbf{x} \vee \mathbf{x}^*) + f(\mathbf{z} \vee \mathbf{z}^*) \geq f(\mathbf{z}^*) + f((\mathbf{x} + \mathbf{z}) \vee \mathbf{x}^*), \quad (3.47)$$

which is equivalent to $f(\mathbf{x} \vee \mathbf{x}^*) - f(\mathbf{z}^*) \geq f((\mathbf{x} + \mathbf{z}) \vee \mathbf{x}^*) - f(\mathbf{z} \vee \mathbf{z}^*)$. It can be shown that $\mathbf{x} \vee \mathbf{x}^* - \mathbf{z}^* = (\mathbf{x} + \mathbf{z}) \vee \mathbf{x}^* - \mathbf{z} \vee \mathbf{z}^*$. Combining this with the fact that $\mathbf{z}^* \lesssim \mathbf{z} \vee \mathbf{z}^*$, and using the DR property (see Definition 3.1) implies (3.47). Then we establish,

$$\mathbf{x} \vee \mathbf{x}^* - \mathbf{z}^* = (\mathbf{x} + \mathbf{z}) \vee \mathbf{x}^* - \mathbf{z} \vee \mathbf{z}^*. \quad (3.48)$$

We will show that both the RHS and LHS of the above equation are equal to \mathbf{x} : for the LHS of (3.48) we can write $\mathbf{x} \vee \mathbf{x}^* - \mathbf{z}^* = \mathbf{x} \vee \mathbf{x}^* - (\mathbf{x} \vee \mathbf{x}^* - \mathbf{x}) = \mathbf{x}$. For the RHS of (3.48) let us consider any coordinate $i \in [n]$,

$$\begin{aligned} (x_i + z_i) \vee x_i^* - z_i \vee z_i^* &= \\ (x_i + z_i) \vee x_i^* - ((x_i + z_i) - x_i) \vee ((x_i \vee x_i^*) - x_i) &= x_i, \end{aligned} \quad (3.49)$$

where the last equality holds easily for the two situations: $(x_i + z_i) \geq x_i^*$ and $(x_i + z_i) < x_i^*$.

Next, we are going to prove that,

$$f(\mathbf{z}^*) + f(\mathbf{x} \wedge \mathbf{x}^*) \geq f(\mathbf{x}^*) + f(\mathbf{0}). \quad (3.50)$$

It is equivalent to $f(\mathbf{z}^*) - f(\mathbf{0}) \geq f(\mathbf{x}^*) - f(\mathbf{x} \wedge \mathbf{x}^*)$, which can be done similarly by the DR property: Notice that

$$\mathbf{x}^* - \mathbf{x} \wedge \mathbf{x}^* = \mathbf{x} \vee \mathbf{x}^* - \mathbf{x} = \mathbf{z}^* - \mathbf{0} \text{ and } \mathbf{0} \preceq \mathbf{x} \wedge \mathbf{x}^*. \quad (3.51)$$

Thus (3.50) holds from the DR property. Combining (3.47) and (3.50) one can get,

$$\begin{aligned} f(\mathbf{x} \vee \mathbf{x}^*) + f(\mathbf{z} \vee \mathbf{z}^*) + f(\mathbf{x} \wedge \mathbf{x}^*) + f(\mathbf{z} \wedge \mathbf{z}^*) \\ \geq f(\mathbf{x}^*) + f(\mathbf{0}) + f((\mathbf{x} + \mathbf{z}) \vee \mathbf{x}^*) + f(\mathbf{z} \wedge \mathbf{z}^*) \\ \geq f(\mathbf{x}^*). \quad (\text{non-negativity of } f) \end{aligned} \quad (3.52)$$

□

Combining (3.45) and (3.46) and Claim 3.16 it reads,

$$\langle \mathbf{x}^* - \mathbf{x}, \nabla f(\mathbf{x}) \rangle + \langle \mathbf{z}^* - \mathbf{z}, \nabla f(\mathbf{z}) \rangle + 2(f(\mathbf{x}) + f(\mathbf{z})) \quad (3.53)$$

$$\geq f(\mathbf{x}^*) + \frac{\mu}{2} (\|\mathbf{x} - \mathbf{x}^*\|^2 + \|\mathbf{z} - \mathbf{z}^*\|^2). \quad (3.54)$$

From the definition of non-stationarity in (3.13) one can get,

$$g_{\mathcal{P}}(\mathbf{x}) := \max_{\mathbf{v} \in \mathcal{P}} \langle \mathbf{v} - \mathbf{x}, \nabla f(\mathbf{x}) \rangle \stackrel{\mathbf{x}^* \in \mathcal{P}}{\geq} \langle \mathbf{x}^* - \mathbf{x}, \nabla f(\mathbf{x}) \rangle, \quad (3.55)$$

$$g_{\mathcal{Q}}(\mathbf{z}) := \max_{\mathbf{v} \in \mathcal{Q}} \langle \mathbf{v} - \mathbf{z}, \nabla f(\mathbf{z}) \rangle \stackrel{\mathbf{z}^* \in \mathcal{Q}}{\geq} \langle \mathbf{z}^* - \mathbf{z}, \nabla f(\mathbf{z}) \rangle. \quad (3.56)$$

Putting together Equations (3.53), (3.55) and (3.56) we can get,

$$2(f(\mathbf{x}) + f(\mathbf{z})) \geq f(\mathbf{x}^*) - g_{\mathcal{P}}(\mathbf{x}) - g_{\mathcal{Q}}(\mathbf{z}) + \frac{\mu}{2}(\|\mathbf{x} - \mathbf{x}^*\|^2 + \|\mathbf{z} - \mathbf{z}^*\|^2). \quad (3.57)$$

So it arrives

$$\max\{f(\mathbf{x}), f(\mathbf{z})\} \geq \quad (3.58)$$

$$\frac{1}{4}[f(\mathbf{x}^*) - g_{\mathcal{P}}(\mathbf{x}) - g_{\mathcal{Q}}(\mathbf{z})] + \frac{\mu}{8}(\|\mathbf{x} - \mathbf{x}^*\|^2 + \|\mathbf{z} - \mathbf{z}^*\|^2). \quad (3.59)$$

□

3.6.8 A Counter Example to Show That PSD Cone is not a Lattice

The positive semidefinite cone $\mathcal{K}_{\text{PSD}} = \{\mathbf{A} \in \mathbb{R}^{n \times n} \mid \mathbf{A} \text{ is symmetric, } \mathbf{A} \succeq 0\}$ is a proper cone, but not a lattice cone. That is, it can not be used to define a lattice over the space of symmetric matrices.

Let us consider the two dimensional symmetric matrix space S^2 . Specifically, the following two symmetric matrices,

$$\mathbf{X} = \begin{bmatrix} 1 & 0 \\ 0 & 0 \end{bmatrix}, \mathbf{Y} = \begin{bmatrix} 0 & 0 \\ 0 & 1 \end{bmatrix}.$$

For the conic inequality $\preceq_{\mathcal{K}_{\text{PSD}}}$, assume that there exists a least upper bound, i.e., the join of \mathbf{X}, \mathbf{Y} : $\mathbf{Z} := \mathbf{X} \vee \mathbf{Y}$. From the definition of least upper bound, $\forall \mathbf{W} \in S^2$ it should hold that,

$$\mathbf{W} \succeq_{\mathcal{K}_{\text{PSD}}} \mathbf{X} \text{ and } \mathbf{W} \succeq_{\mathcal{K}_{\text{PSD}}} \mathbf{Y} \text{ iff } \mathbf{W} \succeq_{\mathcal{K}_{\text{PSD}}} \mathbf{Z}. \quad (3.60)$$

Suppose $\mathbf{Z} = \begin{bmatrix} b & a \\ a & c \end{bmatrix}$. Firstly, consider \mathbf{W} to be diagonal matrices, one can

verify that \mathbf{Z} must be in the form of $\begin{bmatrix} 1 & a \\ a & 1 \end{bmatrix}$, then considering $\mathbf{W} = \mathbf{I}$ forcing \mathbf{Z} to be \mathbf{I} .

Now let $\mathbf{W} = \frac{2}{3} \begin{bmatrix} 2 & 1 \\ 1 & 2 \end{bmatrix}$, which is $\succeq_{\mathcal{K}_{\text{PSD}}} \mathbf{X}$ and $\succeq_{\mathcal{K}_{\text{PSD}}} \mathbf{Y}$. However, $\mathbf{W} - \mathbf{I} =$

$\frac{1}{3} \begin{bmatrix} 1 & 2 \\ 2 & 1 \end{bmatrix} \notin \mathcal{K}_{\text{PSD}}$, thus contradicting Equation (3.60).

This page was intentionally left blank.

APPLICATIONS OF CONTINUOUS SUBMODULAR OPTIMIZATION

You will never get to the end of the journey if you stop to shy a stone at every dog that barks.

– Winston Churchill

Continuous submodularity naturally finds applications in various scenarios, ranging from influence and revenue maximization, to DPP MAP inference and mean field inference of probabilistic graphical models. In this part, we will discuss several concrete problem instances.

4.1. Submodular Quadratic Programming (SQP)

Non-convex/non-concave QP problem of the form $f(\mathbf{x}) = \frac{1}{2}\mathbf{x}^\top \mathbf{H}\mathbf{x} + \mathbf{h}^\top \mathbf{x} + c$ under convex constraints naturally arises in many applications, including scheduling (Skutella, 2001), inventory theory, and free boundary problems. A special class of QP is the submodular QP (the minimization of which was studied in Kim et al. (2003)), in which all off-diagonal entries of \mathbf{H} are required to be non-positive. Price optimization with continuous prices is a DR-submodular quadratic program (Ito et al., 2016).

Another representative class of DR-submodular quadratic objectives arise when computing the stability number $s(G)$ of a graph $G = (V, E)$, $s(G)^{-1} = \min_{\mathbf{x} \in \Delta} \mathbf{x}^\top (\mathbf{A} + \mathbf{I})\mathbf{x}$, where \mathbf{A} is the adjacency matrix of the graph G , Δ is the standard simplex (Motzkin et al., 1965). This instance is a convex-constrained monotone DR-submodular maximization problem.

4.2. Continuous Extensions of Submodular Set Functions

The Lovász extension (Lovász, 1983) used for submodular set function minimization is both submodular and convex (see Appendix A of Bach (2015)).

The multilinear extension (Calinescu et al., 2007a) is extensively used for submodular set function maximization. It is the expected value of $F(S)$ under the surrogate distribution $q(S|\mathbf{x}) := \prod_{i \in S} x_i \prod_{j \notin S} (1 - x_j)$, $\mathbf{x} \in [0, 1]^n$:

$$f_{\text{mt}}(\mathbf{x}) := \mathbb{E}_{q(S|\mathbf{x})}[F(S)] = \sum_{S \subseteq \mathcal{V}} F(S) \prod_{i \in S} x_i \prod_{j \notin S} (1 - x_j). \quad (4.1)$$

$f_{\text{mt}}(\mathbf{x})$ is DR-submodular and coordinate-wise linear (Bach, 2015). The partial derivative of $f_{\text{mt}}(\mathbf{x})$ can be expressed as,

$$\begin{aligned} \nabla_i f_{\text{mt}}(\mathbf{x}) &= \mathbb{E}_{q(S|\mathbf{x}, x_i=1)}[F(S)] - \mathbb{E}_{q(S|\mathbf{x}, x_i=0)}[F(S)] \\ &= f_{\text{mt}}(\mathbf{x}|_i(1)) - f_{\text{mt}}(\mathbf{x}|_i(0)) \\ &= \sum_{S \subseteq \mathcal{V}, S \ni i} F(S) \prod_{j \in S \setminus \{i\}} x_j \prod_{j' \notin S} (1 - x_{j'}) \\ &\quad - \sum_{S \subseteq \mathcal{V} \setminus \{i\}} F(S) \prod_{j \in S} x_j \prod_{j' \notin S, j' \neq i} (1 - x_{j'}). \end{aligned} \quad (4.2)$$

At the first glance, evaluating the multilinear extension in Equation (4.1) costs an exponential number of operations. However, when used in practice, one can often use sampling techniques to estimate its value and gradient. Furthermore, it is worth noting that for several classes of practical submodular set functions, their multilinear extensions $f_{\text{mt}}()$ admit closed form expressions. We present details in the following.

4.2.1 Gibbs Random Fields

Let us use $\mathbf{v} \in \{0, 1\}^{\mathcal{V}}$ to equivalently denote the n binary random variables in Gibbs random fields. $F(\mathbf{v})$ corresponds to the negative energy function in Gibbs random fields. If the energy function is parameterized with a finite order of interactions, i.e., $F(\mathbf{v}) = \sum_{s \in \mathcal{V}} \theta_s v_s + \sum_{(s,t) \in \mathcal{V} \times \mathcal{V}} \theta_{s,t} v_s v_t + \dots +$

$\sum_{(s_1, s_2, \dots, s_d)} \theta_{s_1, s_2, \dots, s_d} v_{s_1} \cdots v_{s_d}$, $d < \infty$, then one can verify that its multilinear extension has the following closed form,

$$\begin{aligned} f_{\text{mt}}(\mathbf{x}) &= \sum_{s \in \mathcal{V}} \theta_s x_s + \sum_{(s,t) \in \mathcal{V} \times \mathcal{V}} \theta_{s,t} x_s x_t + \dots \\ &\quad + \sum_{(s_1, s_2, \dots, s_d)} \theta_{s_1, s_2, \dots, s_d} x_{s_1} \cdots x_{s_d}. \end{aligned} \quad (4.3)$$

The gradient of this expression can also be easily derived. Given this observation, one can quickly derive the multilinear extensions of a large category of energy functions of Gibbs random fields, e.g., graph cut, hypergraph cut, Ising models, etc. Specifically,

UNDIRECTED MAXCUT. For undirected MAXCUT, its objective is $F(\mathbf{v}) = \frac{1}{2} \sum_{(i,j) \in E} w_{ij} (v_i + v_j - 2v_i v_j)$, $\mathbf{v} \in \{0, 1\}^{\mathcal{V}}$. One can verify that its multilinear extension is $f_{\text{mt}}(\mathbf{x}) = \frac{1}{2} \sum_{(i,j) \in E} w_{ij} (x_i + x_j - 2x_i x_j)$, $\mathbf{x} \in [0, 1]^{\mathcal{V}}$.

DIRECTED MAXCUT. For directed MAXCUT, its objective is $F(\mathbf{v}) = \sum_{(i,j) \in E} w_{ij} v_i (1 - v_j)$, $\mathbf{v} \in \{0, 1\}^{\mathcal{V}}$. Its multilinear extension is $f_{\text{mt}}(\mathbf{x}) = \sum_{(i,j) \in E} w_{ij} x_i (1 - x_j)$, $\mathbf{x} \in [0, 1]^{\mathcal{V}}$.

ISING MODELS. For Ising models (Ising, 1925) with non-positive pairwise interactions (antiferromagnetic interactions), $F(\mathbf{v}) = \sum_{s \in \mathcal{V}} \theta_s v_s + \sum_{(s,t) \in E} \theta_{st} v_s v_t$, $\mathbf{v} \in \{0, 1\}^{\mathcal{V}}$, this objective can be easily verified to be submodular. Its multilinear extension is:

$$f_{\text{mt}}(\mathbf{x}) = \sum_{s \in \mathcal{V}} \theta_s x_s + \sum_{(s,t) \in E} \theta_{st} x_s x_t, \mathbf{x} \in [0, 1]^{\mathcal{V}}. \quad (4.4)$$

4.2.2 Facility Location and FLID (Facility Location Diversity)

FLID is a diversity model (Tschischek et al., 2016) that has been designed as a computationally efficient alternative to DPPs (Kulesza et al., 2012). It is in a more general form than the facility location objective. Let $\mathbf{W} \in \mathbb{R}_+^{|\mathcal{V}| \times D}$

be the weights, each row corresponds to the latent representation of an item, with D as the dimensionality. Then

$$\begin{aligned} F(S) &:= \sum_{i \in S} u_i + \sum_{d=1}^D (\max_{i \in S} W_{i,d} - \sum_{i \in S} W_{i,d}) \\ &= \sum_{i \in S} u'_i + \sum_{d=1}^D \max_{i \in S} W_{i,d}, \end{aligned} \quad (4.5)$$

which models both coverage and diversity, and $u'_i = u_i - \sum_{d=1}^D W_{i,d}$. If $u'_i = 0$, one recovers the facility location objective. The computational complexity of evaluating its partition function is $\mathcal{O}(|\mathcal{V}|^{D+1})$ (Tschischek et al., 2016), which is exponential in terms of D .

We now show the technique such that $f_{\text{mt}}(\mathbf{x})$ and $\nabla_i f_{\text{mt}}(\mathbf{x})$ can be evaluated in $\mathcal{O}(Dn^2)$ time. Firstly, for one $d \in [D]$, let us sort $W_{i,d}$ such that $W_{i_d(1),d} \leq W_{i_d(2),d} \leq \dots \leq W_{i_d(n),d}$. After this sorting, there are D permutations to record: $i_d(l), l = 1, \dots, n, \forall d \in [D]$. Now, one can verify that,

$$\begin{aligned} f_{\text{mt}}(\mathbf{x}) & \\ &= \sum_{i \in [n]} u'_i x_i + \sum_d \sum_{S \subseteq \mathcal{V}} \max_{i \in S} W_{i,d} \prod_{m \in S} x_m \prod_{m' \notin S} (1 - x_{m'}) \\ &= \sum_{i \in [n]} u'_i x_i + \sum_d \sum_{l=1}^n W_{i_d(l),d} x_{i_d(l)} \prod_{m=l+1}^n [1 - x_{i_d(m)}]. \end{aligned} \quad (4.6)$$

Sorting costs $\mathcal{O}(Dn \log n)$, and from the above expression, one can see that the cost of evaluating $f_{\text{mt}}(\mathbf{x})$ is $\mathcal{O}(Dn^2)$. By the relation that $\nabla_i f_{\text{mt}}(\mathbf{x}) = f_{\text{mt}}(\mathbf{x}|_i(1)) - f_{\text{mt}}(\mathbf{x}|_i(0))$, the cost is also $\mathcal{O}(Dn^2)$.

4.2.3 Set Cover Functions

Suppose there are $|C| = \{c_1, \dots, c_{|C|}\}$ concepts, and n items in \mathcal{V} . Give a set $S \subseteq \mathcal{V}$, $\Gamma(S)$ denotes the set of concepts covered by S . Given a modular function $\mathbf{m} : 2^C \mapsto \mathbb{R}_+$, the set cover function is defined as $F(S) = \mathbf{m}(\Gamma(S))$. This function models coverage in maximization, and also the notion of complexity in minimization problems (Lin et al., 2011b). Let us define an

inverse map Γ^{-1} , such that for each concept c , $\Gamma^{-1}(c)$ denotes the set of items v such that $\Gamma^{-1}(c) \ni v$. So the multilinear extension is,

$$\begin{aligned} f_{\text{mt}}(\mathbf{x}) &= \sum_{i \in \mathcal{V}} \mathbf{m}(\Gamma(S)) \prod_{m \in S} x_m \prod_{m' \notin S} (1 - x_{m'}) \\ &= \sum_{c \in \mathcal{C}} m_c \left[1 - \prod_{i \in \Gamma^{-1}(c)} (1 - x_i) \right]. \end{aligned} \quad (4.7)$$

The last equality is achieved by considering the situations where a concept c is covered. One can observe that both $f_{\text{mt}}(\mathbf{x})$ and $\nabla_i f_{\text{mt}}(\mathbf{x})$ can be evaluated in $\mathcal{O}(n|C|)$ time.

4.2.4 General Case: Approximation by Sampling

In the most general case, one may only have access to the function values of $F(S)$. In this scenario, one can use a polynomial number of sample steps to estimate $f_{\text{mt}}(\mathbf{x})$ and its gradients.

Specifically: 1) Sample k times $S \sim q(S|\mathbf{x})$ and evaluate function values for them, resulting in $F(S_1), \dots, F(S_k)$. 2) Return the average $\frac{1}{k} \sum_{i=1}^k F(S_i)$. According to the Hoeffding bound (Hoeffding, 1963), one can easily derive that $\frac{1}{k} \sum_{i=1}^k F(S_i)$ is arbitrarily close to $f_{\text{mt}}(\mathbf{x})$ with increasingly more samples: With probability at least $1 - \exp(-k\epsilon^2/2)$, it holds that $|\frac{1}{k} \sum_{i=1}^k F(S_i) - f_{\text{mt}}(\mathbf{x})| \leq \epsilon \max_S |F(S)|$, for all $\epsilon > 0$.

4.3. Influence Maximization with Marketing Strategies

Kempe et al. (2003) proposed the general marketing strategy for influence maximization, which is a very realistic setting. They assume that there exists a number m of different marketing actions M_i , each of which may affect some subset of nodes by increasing their probabilities of being activated. A natural property should be that the more we spend on any one action, the stronger should be its effect.

Formally, one chooses x_i investments to marketing action M_i , so one marketing strategy is an m -dimensional vector $\mathbf{x} \in \mathbb{R}^m$. Then the probability

that node i will become activated is described by the activation function: $a_i(\mathbf{x}) : \mathbb{R}^m \rightarrow [0, 1]$. This function should satisfy the DR property by assuming that any marketing strategy is more effective when the targeted individual is less “marketing-saturated” at that point.

Now we search for the expected size of the final active set, which is the expected influence. We know that given a marketing strategy \mathbf{x} , a node i becomes active with probability $a_i(\mathbf{x})$, so the expected influence is:

$$f(\mathbf{x}) = \sum_{S \subseteq V} F(S) \prod_{i \in S} a_i(\mathbf{x}) \prod_{j \notin S} (1 - a_j(\mathbf{x})). \quad (4.8)$$

$F(S)$ is the influence with the seeding set as S . It is submodular for many influence models, such the Linear Threshold model and Independent Cascade model of Kempe et al. (2003). One can easily see that Equation (4.8) is DR-submodular by viewing it as a composition of the multilinear extension of $F(S)$ and the activation function $a(\mathbf{x})$.

4.3.1 Realizations of the Activation Function

For the activation function $a_i(\mathbf{x})$, we consider two realizations:

1. Independent marketing actions.

Here we provide one action for each user, and different actions are independent. So we have $m = |V|$ actions, and for user i , there exists an activation function $a_i(x_i)$, which is a one dimensional nondecreasing DR-submodular function. A specific instance is that $a_i(x_i) = 1 - (1 - p_i)^{x_i}$, $p_i \in [0, 1]$ is the probability of user i become activated with one unit of investment.

2. Bipartite marketing actions.

Suppose there are m marketing actions and $|V|$ users. The influence relationship among actions and users are modeled as a bipartite graph $(M, V; W)$, where M and V are collections of marketing actions and users, respectively, and W is the collection of weights. The edge weight,

$p_{st} \in W$, represents the influence probability of action s to users t by providing one unit of investment to action s . So with a marketing strategy as \mathbf{x} , the probability of a user t being activated is $a_t(\mathbf{x}) = 1 - \prod_{(s,t) \in W} (1 - p_{st})^{x_s}$. This is a nondecreasing DR-submodular function.

One may notice that the independent marketing actions is a special case of bipartite marketing actions.

4.4. Optimal Budget Allocation with Continuous Assignments

Optimal budget allocation is a special case of the influence maximization problem. It can be modeled as a bipartite graph $(S, T; W)$, where S and T are collections of advertising channels and customers, respectively. The edge weight, $p_{st} \in W$, represents the influence probability of channel s to customer t . The goal is to distribute the budget (e.g., time for a TV advertisement, or space of an inline ad) among the source nodes, and to maximize the expected influence on the potential customers (Soma et al., 2014; Hatano et al., 2015).

The total influence of customer t from all channels can be modeled by a proper monotone DR-submodular function $I_t(\mathbf{x})$, e.g., $I_t(\mathbf{x}) = 1 - \prod_{(s,t) \in W} (1 - p_{st})^{x_s}$ where $\mathbf{x} \in \mathbb{R}_+^S$ is the budget assignment among the advertising channels. For a set of k advertisers, let $\mathbf{x}^i \in \mathbb{R}_+^S$ be the budget assignment for advertiser i , and $\mathbf{x} := [\mathbf{x}^1, \dots, \mathbf{x}^k]$ denote the assignments for all the advertisers. The overall objective is,

$$g(\mathbf{x}) = \sum_{i=1}^k \alpha_i f(\mathbf{x}^i) \quad \text{with} \quad (4.9)$$

$$f(\mathbf{x}^i) := \sum_{t \in T} I_t(\mathbf{x}^i), \quad \mathbf{0} \preceq \mathbf{x}^i \preceq \bar{\mathbf{u}}^i, \quad \forall i = 1, \dots, k, \quad (4.10)$$

which is monotone DR-submodular.

A concrete application is defined by advertiser bidding for search marketing, i.e., where vendors bid for the right to appear alongside the results of different search keywords. Here, x_s^i is the volume of advertisement space allocated to the advertiser i to show his ad alongside query keyword s . The search engine company needs to distribute the budget (advertising space) to all vendors to maximize their influence on the customers, while respecting

various constraints. For example, each vendor has a specified budget limit for advertising, and the ad space associated with each search keyword can not be too large. All such constraints can be formulated as a down-closed polytope \mathcal{P} , hence the Submodular FW algorithm (Algorithm 4 in chapter 5) can be used to find an approximate solution for the problem $\max_{\mathbf{x} \in \mathcal{P}} g(\mathbf{x})$.

Note that one can flexibly add regularizers in designing $I_t(\mathbf{x}^i)$ as long as it remains monotone DR-submodular. For example, adding separable regularizers of the form $\sum_s \phi(x_s^i)$ does not change off-diagonal entries of the Hessian, and hence maintains submodularity. Alternatively, bounding the second-order derivative of $\phi(x_s^i)$ ensures DR-submodularity.

4.5. Softmax Extension for DPPs

Determinantal point processes (DPPs) are probabilistic models of repulsion, that have been used to model diversity in machine learning (Kulesza et al., 2012). The constrained MAP (maximum a posteriori) inference problem of a DPP is an NP-hard combinatorial problem in general. Currently, the methods with the best approximation guarantees are based on either maximizing the multilinear extension (Calinescu et al., 2007a) or the softmax extension (Gillenwater et al., 2012), both of which are continuous DR-submodular functions.

The multilinear extension is given as an expectation over the original set function values, thus evaluating the objective of this extension requires expensive sampling in general. In contrast, the softmax extension has a closed form expression, which is much more appealing from a computational perspective. Let \mathbf{L} be the positive semidefinite kernel matrix of a DPP, its softmax extension is:

$$f(\mathbf{x}) = \log \det (\text{diag}(\mathbf{x})(\mathbf{L} - \mathbf{I}) + \mathbf{I}), \mathbf{x} \in [0, 1]^n, \quad (4.11)$$

where \mathbf{I} is the identity matrix, $\text{diag}(\mathbf{x})$ is the diagonal matrix with diagonal elements set as \mathbf{x} . Its DR-submodularity can be established by directly applying Lemma 3 in Gillenwater et al. (2012), which immediately implies that all entries of $\nabla^2 f$ are non-positive, so $f(\mathbf{x})$ is continuous DR-submodular.

The problem of MAP inference in DPPs corresponds to the problem $\max_{\mathbf{x} \in \mathcal{P}} f(\mathbf{x})$, where \mathcal{P} is a down-closed convex constraint, e.g., a matroid polytope or a matching polytope.

4.6. Mean Field Inference for Probabilistic Log-Submodular Models

Probabilistic log-submodular models (Djolonga et al., 2014b) are a class of probabilistic models over subsets of a ground set $\mathcal{V} = [n]$, where the log-densities are submodular set functions $F(S)$: $p(S) = \frac{1}{Z} \exp(F(S))$. The partition function $Z = \sum_{S \subseteq \mathcal{V}} \exp(F(S))$ is typically hard to evaluate. One can use mean field inference to approximate $p(S)$ by some factorized distribution $q(S|\mathbf{x}) := \prod_{i \in S} x_i \prod_{j \notin S} (1 - x_j)$, $\mathbf{x} \in [0, 1]^n$, by minimizing the distance measured w.r.t. the Kullback-Leibler divergence between q and p , i.e., $\sum_{S \subseteq \mathcal{V}} q(S|\mathbf{x}) \log \frac{q(S|\mathbf{x})}{p(S)}$. It is,

$$\begin{aligned} \text{KL}(\mathbf{x}) = & - \sum_{S \subseteq \mathcal{V}} F(S) \prod_{i \in S} x_i \prod_{j \notin S} (1 - x_j) + \\ & \sum_{i=1}^n [x_i \log x_i + (1 - x_i) \log(1 - x_i)] + \log Z. \end{aligned} \quad (4.12)$$

$\text{KL}(\mathbf{x})$ is IR-supermodular w.r.t. \mathbf{x} . To see this: The first term is the negative of a multilinear extension, so it is IR-supermodular. The second term is separable, and coordinate-wise convex, so it will not affect the off-diagonal entries of $\nabla^2 \text{KL}(\mathbf{x})$, it will only contribute to the diagonal entries. Now, one can see that all entries of $\nabla^2 \text{KL}(\mathbf{x})$ are non-negative, so $\text{KL}(\mathbf{x})$ is IR-supermodular w.r.t. \mathbf{x} . Minimizing the Kullback-Leibler divergence $\text{KL}(\mathbf{x})$ amounts to maximizing a DR-submodular function.

4.7. Revenue Maximization with Continuous Assignments

The viral marketing suggests to choose a small subset of buyers to give them some product for free, to trigger a cascade of further adoptions through

“word-of-mouth” effects, in order to maximize the total revenue (Hartline et al., 2008). For some products (e.g., software), the seller usually gives away the product in the form of a trial, to be used for free for a limited time period. In this task, except for deciding whether to choose a user or not, the sellers also need to decide how much the free assignment should be, in which the assignments should be modeled as continuous variables. We call this problem *revenue maximization with continuous assignments*.

We use a directed graph $G = (\mathcal{V}, E; \mathbf{W})$ to represent the social connection graph. \mathcal{V} contains all the n users, E is the edge set, and \mathbf{W} is the adjacency matrix. We treat the undirected social connection graph as a special case of the directed graph, by taking one undirected edge as two directed edge with the same weight.

4.7.1 A Variant of the Influence-and-Exploit (IE) Strategy

This model has been used in Soma et al. (2017) and Dürr et al. (2019). It can be treated as a simplified variant of the Influence-and-Exploit (IE) strategy of Hartline et al. (2008).

Specifically:

- *Influence* stage: For each of the user i , we give him x_i units of products for free, the user becomes an advocate of the product with probability $1 - q^{x_i}$ (independently from other users), where $q \in (0, 1)$ is a parameter. This is consistent with the intuition that with more free assignment, the user is more likely to advocate the product.
- *Exploit* stage: suppose that a set S of users advocate the product while the complement set $\mathcal{V} \setminus S$ of users do not. Now the revenue comes from the users in $\mathcal{V} \setminus S$, since they will be influenced by the advocates with probability proportional to the edge weights. We use a simplified concave graph model (Hartline et al., 2008) for the value function, i.e.,

$v_j(S) = \sum_{i \in S} W_{ij}, j \in \mathcal{V} \setminus S$. Assume for simplicity that the users of $\mathcal{V} \setminus S$ are visited independently with each other. Then the revenue is:

$$R(S) = \sum_{j \in \mathcal{V} \setminus S} v_j(S) = \sum_{j \in \mathcal{V} \setminus S} \sum_{i \in S} W_{ij}. \quad (4.13)$$

Notice that S is a random set drawn according to the distribution specified by the continuous assignment \mathbf{x} .

With this Influence-and-Exploit (IE) strategy, the expected revenue is a function $f : \mathbb{R}_+^{\mathcal{V}} \rightarrow \mathbb{R}_+$, as shown below:

$$\begin{aligned} f(\mathbf{x}) &= \mathbb{E}_S [R(S)] \\ &= \mathbb{E}_S \left[\sum_{i \in S} \sum_{j \in \mathcal{V} \setminus S} W_{ij} \right] \end{aligned} \quad (4.14)$$

$$= \sum_{i \in \mathcal{V}} \sum_{j \in \mathcal{V} \setminus \{i\}} W_{ij} (1 - q^{x_i}) q^{x_j}. \quad (4.15)$$

4.7.2 An Alternative Model

In addition to the Influence-and-Exploit (IE) model, we have also studied an alternative model. Assume there are q products and n buyers/users, let $\mathbf{x}^i \in \mathbb{R}_+^n$ be the assignments of product i to the n users, let $\mathbf{x} := [\mathbf{x}^1, \dots, \mathbf{x}^q]$ denote the assignments for the q products. The revenue can be modeled as $g(\mathbf{x}) = \sum_{i=1}^q f(\mathbf{x}^i)$ with

$$\begin{aligned} f(\mathbf{x}^i) &:= \alpha_i \sum_{s: x_s^i = 0} R_s(\mathbf{x}^i) + \beta_i \sum_{t: x_t^i \neq 0} \phi(x_t^i) + \gamma_i \sum_{t: x_t^i \neq 0} \bar{R}_t(\mathbf{x}^i), \quad (4.16) \\ &\mathbf{0} \lesssim \mathbf{x}^i \lesssim \bar{\mathbf{u}}^i, \end{aligned}$$

where x_t^i is the assignment of product i to user t for free, e.g., the amount of free trial time or the amount of the product itself. $R_s(\mathbf{x}^i)$ models revenue gain from user s who did not receive the free assignment. It can be some non-negative, non-decreasing submodular function. $\phi(x_t^i)$ models revenue gain from user t who received the free assignment, since the more one user tries the product, the more likely he/she will buy it after the trial period. $\bar{R}_t(\mathbf{x}^i)$ models the revenue loss from user t (in the free trial time period the

seller cannot get profits), which can be some non-positive, non-increasing submodular function. For products with continuous assignments, usually the cost of the product does not increase with its amount, e.g., the product as a software, so we only have the box constraint on each assignment. The objective in Equation (4.16) is generally *non-concave/non-convex*, and non-monotone submodular (see Section 4.11.1 for more details).

Lemma 4.1. *If $R_s(\mathbf{x}^i)$ is non-decreasing submodular and $\bar{R}_t(\mathbf{x}^i)$ is non-increasing submodular, then $f(\mathbf{x}^i)$ in Equation (4.16) is submodular.*

4.8. Applications Generalized from the Discrete Setting

Many discrete submodular problems can be naturally generalized to the continuous setting with continuous submodular objectives. The maximum coverage problem and the problem of text summarization with submodular objectives are among the examples (Lin et al., 2010). We put details in the sequel.

4.8.1 Text Summarization

Submodularity-based objective functions for text summarization perform well in practice (Lin et al., 2010). Let C be the set of all concepts, and \mathcal{V} be the set of all sentences. As a typical example, the concept-based summarization aims to find a subset S of the sentences to maximize the total credit of concepts covered by S . Soma et al. (2014) considered extending the submodular text summarization model to the one that incorporates “confidence” of a sentence, which has discrete value, and modeling the objective to be an integer submodular function. It is also natural to model the confidence level of sentence i to be a continuous value $x_i \in [0, 1]$. Let us use $p_i(x_i)$ to denote the set of covered concepts when selecting sentence i with confidence level x_i , it can be a monotone covering function $p_i : \mathbb{R}_+ \rightarrow 2^C, \forall i \in \mathcal{V}$. Then the objective function of the extended model is $f(\mathbf{x}) = \sum_{j \in \cup_i p_i(x_i)} c_j$, where $c_j \in \mathbb{R}_+$ is the credit of concept j . It can be verified that this objective is a monotone continuous submodular function.

4.8.2 Sensor Energy Management

For cost-sensitive outbreak detection in sensor networks (Leskovec et al., 2007), one needs to place sensors in a subset of locations selected from all the possible locations \mathcal{V} , to quickly detect a set of contamination events E , while respecting the cost constraints of the sensors. For each location $v \in \mathcal{V}$ and each event $e \in E$, a value $t(v, e)$ is provided as the time it takes for the placed sensor in v to detect event e . Soma et al. (2015a) considered the sensors with discrete energy levels. It is natural to model the energy levels of sensors to be a *continuous* variable $\mathbf{x} \in \mathbb{R}_+^{\mathcal{V}}$. For a sensor with energy level x_v , the success probability it detects the event is $1 - (1 - p)^{x_v}$, which models that by spending one unit of energy one has an extra chance of detecting the event with probability p . In this model, beyond deciding whether to place a sensor or not, one also needs to decide the optimal energy levels. Let $t_\infty = \max_{e \in E, v \in \mathcal{V}} t(v, e)$, let v_e be the first sensor that detects event e (v_e is a random variable). One can define the objective as the expected detection time that could be *saved*,

$$f(\mathbf{x}) := \mathbb{E}_{e \in E} \mathbb{E}_{v_e} [t_\infty - t(v_e, e)], \quad (4.17)$$

which is a monotone DR-submodular function. Maximizing $f(\mathbf{x})$ w.r.t. the cost constraints pursues the goal of finding the optimal energy levels of the sensors, to maximize the expected detection time that could be saved.

4.8.3 Multi-Resolution Summarization

Suppose we have a collection of items, e.g., images $\mathcal{V} = \{v_1, \dots, v_n\}$. We follow the strategy to extract a representative summary, where representativeness is defined w.r.t. a submodular set function $F : 2^{\mathcal{V}} \rightarrow \mathbb{R}$. However, instead of returning a single set, our goal is to obtain summaries at multiple levels of detail or resolution. One way to achieve this goal is to assign each item v_i a nonnegative score x_i . Given a user-tunable threshold τ , the resulting summary $S_\tau = \{v_i | x_i \geq \tau\}$ is the set of items with scores exceeding τ . Thus, instead of solving the discrete problem of selecting a fixed set S , we pursue

the goal to optimize over the scores, e.g., to use the following continuous submodular function,

$$f(\mathbf{x}) = \sum_{i \in \mathcal{V}} \sum_{j \in \mathcal{V}} \phi(x_j) s_{i,j} - \sum_{i \in \mathcal{V}} \sum_{j \in \mathcal{V}} x_i x_j s_{i,j}, \quad (4.18)$$

where $s_{i,j} \geq 0$ is the similarity between items i, j , and $\phi(\cdot)$ is a non-decreasing concave function.

4.8.4 Facility Location with Scales

The classical discrete facility location problem can be generalized to the continuous case where the scale of a facility is determined by a continuous value in interval $[0, \bar{\mathbf{u}}]$. For a set of facilities \mathcal{V} , let $\mathbf{x} \in \mathbb{R}_+^{\mathcal{V}}$ be the scale of all facilities. The goal is to decide how large each facility should be in order to optimally serve a set T of customers. For a facility s of scale x_s , let $p_{st}(x_s)$ be the value of service it can provide to customer $t \in T$, where $p_{st}(x_s)$ is a normalized monotone function ($p_{st}(0) = 0$). Assuming each customer chooses the facility with highest value, the total service provided to all customers is $f(\mathbf{x}) = \sum_{t \in T} \max_{s \in \mathcal{V}} p_{st}(x_s)$. It can be shown that f is monotone submodular.

4.9. Exemplar Applications Captured by Generalized Submodularity on Conic Lattices

In Section 3.4 we show the technical details on a class of continuous submodular functions over conic lattices. Here we list two prototypical applications that are not continuous submodular, but continuous submodular over a conic lattice.

4.9.1 Logistic Regression with a Separable Regularizer

Consider the logistic regression model with a *non-convex* separable regularizer. This flexibility may result in better statistical performance (e.g., in

recovering discontinuities (Antoniadis et al., 2011)) compared to classical models with convex regularizers. Let $\mathbf{z}^1, \dots, \mathbf{z}^m$ in \mathbb{R}^n be m training samples with corresponding binary labels $\mathbf{y} \in \{\pm 1\}^m$. Assume that the following mild assumption is satisfied: For any fixed dimension i , all the data points have the same sign, i.e., $\text{sign}(z_i^j)$ is the same for all $j \in [m]$ (which can be achieved by easily scaling if not).

The task is to solve the following non-convex optimization problem,

$$\min_{\mathbf{x} \in \mathbb{R}^n} f(\mathbf{x}) := \frac{1}{m} \sum_{j=1}^m f_j(\mathbf{x}) + \lambda r(\mathbf{x}), \quad (4.19)$$

where $f_j(\mathbf{x}) = \log(1 + \exp(-y_j \mathbf{x}^\top \mathbf{z}^j))$ is the logistic loss; $\lambda > 0$ is the regularization parameter, and $r(\mathbf{x})$ is some non-convex separable regularizer. Such separable regularizers are popular in statistics, and two notable choices are $r(\mathbf{x}) = \sum_{i=1}^n \frac{\gamma x_i^2}{1 + \gamma x_i^2}$, and $r(\mathbf{x}) = \sum_{i=1}^n \min\{\gamma x_i^2, 1\}$ (see Antoniadis et al. (2011) for more choices). Let us define a vector $\alpha \in \{\pm 1\}^n$ as $\alpha_i = \text{sign}(z_i^j), i \in [n]$ and $l(\mathbf{x}) := \frac{1}{m} \sum_{j=1}^m f_j(\mathbf{x})$.

One can show that $l(\mathbf{x})$ is not DR-submodular or IR-supermodular. Yet, we can show that $l(\mathbf{x})$ is \mathcal{K}_α -IR-supermodular, where the latter generalizes IR-supermodularity.

Lemma 4.2. *Consider the logistic loss:*

$$l(\mathbf{x}) = \frac{1}{m} \sum_{j=1}^m f_j(\mathbf{x}) = \frac{1}{m} \sum_{j=1}^m \log(1 + \exp(-y_j \mathbf{x}^\top \mathbf{z}^j)). \quad (4.20)$$

$l(\mathbf{x})$ above is \mathcal{K}_α -IR-supermodular.

Usually, one can assume the optimal solution \mathbf{x}^* lies in some box $[\underline{\mathbf{u}}, \bar{\mathbf{u}}]$. Then the problem is an instance of constrained non-monotone \mathcal{K}_α -DR-submodular maximization problem.

4.9.2 Non-Negative PCA (NN-PCA)

NN-PCA (Zass et al., 2007; Sigg et al., 2008; Montanari et al., 2016) is widely used as alternative models of PCA for dimension reduction, since its

projection involves only non-negative weights – a required property in fields like economics, bioinformatics and computer vision.

For a given set of m data points $\mathbf{z}^j \in \mathbb{R}^n, j \in [m]$, NN-PCA aims to solve the following non-convex optimization problem:

$$\min_{\|\mathbf{x}\|_2 \leq 1, \mathbf{x} \succeq \mathbf{0}} f(\mathbf{x}) := -\frac{1}{2} \mathbf{x}^\top \left(\sum_{j=1}^m \mathbf{z}^j \mathbf{z}^{j\top} \right) \mathbf{x}. \quad (4.21)$$

Let $\mathbf{A} = \sum_{j=1}^m \mathbf{z}^j \mathbf{z}^{j\top}$, one can see that,

$$A_{pp} = \sum_{j=1}^m (z_p^j)^2 \geq 0, \quad A_{pq} = \sum_{j=1}^m z_p^j z_q^j = A_{qp}. \quad (4.22)$$

Let us make the following weak assumption: For one dimension/feature i , all the data points have the same sign, i.e., $\text{sign}(z_i^j)$ is the same for all $j \in [m]$ (which can be achieved by easily scaling if not). Now, by choosing the sign vector $\alpha \in \{\pm 1\}^n$ to be $\alpha_p = \text{sign}(z_p^j), \forall p \in [n]$, one can easily verify that $A_{pq} \alpha_p \alpha_q \geq 0, \forall p, q \in [n]$. Notice that $\nabla^2 f$ in Equation (4.21) is $-\mathbf{A}$, so it holds that $\alpha_p \alpha_q \nabla_{pq}^2 f \leq 0, \forall p, q \in [n]$, thus $f(\mathbf{x})$ is \mathcal{K}_α -DR-submodular according to (3.22). Thus we can treat (4.21) as an instance of the constrained \mathcal{K}_α -DR-submodular minimization problem.

4.10. Conclusions

In this chapter we have discussed various classes of applications whose objectives fall into the class of continuous submodular functions. They motivate us to study polynomial-time algorithms with strong approximation guarantees, which will be presented in the subsequent chapters.

4.11. Additional Details

4.11.1 Details of Revenue Maximization with Continuous Assignments

4.11.1.1 More Details About the Model

As discussed in the main text, $R_s(\mathbf{x}^i)$ should be some non-negative, non-decreasing, submodular function; therefore, we set $R_s(\mathbf{x}^i) := \sqrt{\sum_{t:x_t^i \neq 0} x_t^i w_{st}}$, where w_{st} is the weight of edge connecting users s and t . The first part in R.H.S. of Equation (4.16) models the revenue from users who have not received free assignments, while the second and third parts model the revenue from users who have gotten the free assignments. We use w_{tt} to denote the "self-activation rate" of user t : Given certain amount of free trail to user t , how probable is it that he/she will buy after the trial. The intuition of modeling the second part in R.H.S. of Equation (4.16) is: Given the users more free assignments, they are more likely to buy the product after using it. Therefore, we model the expected revenue in this part by $\phi(x_t^i) = w_{tt}x_t^i$; The intuition of modeling the third part in R.H.S. of Equation (4.16) is: Giving the users more free assignments, the revenue could decrease, since the users use the product for free for a longer period. As a simple example, the decrease in the revenue can be modeled as $\gamma \sum_{t:x_t^i \neq 0} -x_t^i$.

4.11.1.2 Proof of Lemma 4.1

Proof. First of all, we prove that $g(\mathbf{x}) := \sum_{s:x_s=0} R_s(\mathbf{x})$ is a non-negative submodular function.

It is easy to see that $g(\mathbf{x})$ is non-negative. To prove that $g(\mathbf{x})$ is submodular, one just need,

$$g(\mathbf{a}) + g(\mathbf{b}) \geq g(\mathbf{a} \vee \mathbf{b}) + g(\mathbf{a} \wedge \mathbf{b}), \quad \forall \mathbf{a}, \mathbf{b} \in [0, \bar{\mathbf{u}}]. \quad (4.23)$$

Let $A := \text{supp}(\mathbf{a}), B := \text{supp}(\mathbf{b})$, where $\text{supp}(\mathbf{x}) := \{i | x_i \neq 0\}$ is the support of the vector \mathbf{x} . First of all, because $R_s(\mathbf{x})$ is non-decreasing, and $\mathbf{b} \succeq \mathbf{a} \wedge \mathbf{b}$, $\mathbf{a} \succeq \mathbf{a} \wedge \mathbf{b}$,

$$\sum_{s \in A \setminus B} R_s(\mathbf{b}) + \sum_{s \in B \setminus A} R_s(\mathbf{a}) \geq \sum_{s \in A \setminus B} R_s(\mathbf{a} \wedge \mathbf{b}) + \sum_{s \in B \setminus A} R_s(\mathbf{a} \wedge \mathbf{b}). \quad (4.24)$$

By submodularity of $R_s(\mathbf{x})$, and summing over $s \in \mathcal{V} \setminus (A \cup B)$,

$$\sum_{s \in \mathcal{V} \setminus (A \cup B)} R_s(\mathbf{a}) + \sum_{s \in \mathcal{V} \setminus (A \cup B)} R_s(\mathbf{b}) \geq \sum_{s \in \mathcal{V} \setminus (A \cup B)} R_s(\mathbf{a} \vee \mathbf{b}) + \sum_{s \in \mathcal{V} \setminus (A \cup B)} R_s(\mathbf{a} \wedge \mathbf{b}). \quad (4.25)$$

Summing Equations 4.24 and 4.25 one can get

$$\sum_{s \in \mathcal{V} \setminus A} R_s(\mathbf{a}) + \sum_{s \in \mathcal{V} \setminus B} R_s(\mathbf{b}) \geq \sum_{s \in \mathcal{V} \setminus (A \cup B)} R_s(\mathbf{a} \vee \mathbf{b}) + \sum_{s \in \mathcal{V} \setminus (A \cap B)} R_s(\mathbf{a} \wedge \mathbf{b})$$

which is equivalent to Equation (4.23).

Then we prove that $h(\mathbf{x}) := \sum_{t: x_t \neq 0} \bar{R}_t(\mathbf{x})$ is submodular. Because $\bar{R}_t(\mathbf{x})$ is non-increasing, and $\mathbf{a} \preceq \mathbf{a} \vee \mathbf{b}, \mathbf{b} \preceq \mathbf{a} \vee \mathbf{b}$,

$$\sum_{t \in A \setminus B} \bar{R}_t(\mathbf{a}) + \sum_{t \in B \setminus A} \bar{R}_t(\mathbf{b}) \geq \sum_{t \in A \setminus B} \bar{R}_t(\mathbf{a} \vee \mathbf{b}) + \sum_{t \in B \setminus A} \bar{R}_t(\mathbf{a} \vee \mathbf{b}). \quad (4.26)$$

By submodularity of $\bar{R}_t(\mathbf{x})$, and summing over $t \in A \cap B$,

$$\sum_{t \in A \cap B} \bar{R}_t(\mathbf{a}) + \sum_{t \in A \cap B} \bar{R}_t(\mathbf{b}) \geq \sum_{t \in A \cap B} \bar{R}_t(\mathbf{a} \vee \mathbf{b}) + \sum_{t \in A \cap B} \bar{R}_t(\mathbf{a} \wedge \mathbf{b}). \quad (4.27)$$

Summing Equations 4.26, 4.27 we get,

$$\sum_{t \in A} \bar{R}_t(\mathbf{a}) + \sum_{t \in B} \bar{R}_t(\mathbf{b}) \geq \sum_{t \in A \cup B} \bar{R}_t(\mathbf{a} \vee \mathbf{b}) + \sum_{t \in A \cap B} \bar{R}_t(\mathbf{a} \wedge \mathbf{b}) \quad (4.28)$$

which is equivalent to $h(\mathbf{a}) + h(\mathbf{b}) \geq h(\mathbf{a} \vee \mathbf{b}) + h(\mathbf{a} \wedge \mathbf{b}), \forall \mathbf{a}, \mathbf{b} \in [0, \bar{\mathbf{u}}]$, thus proving the submodularity of $h(\mathbf{x})$.

Finally, because $f(\mathbf{x})$ is the sum of two submodular functions and one modular function, so it is submodular. \square

4.11.2 Proof for the Logistic Loss in Section 4.9

Proof of Lemma 4.2. To show that $l(\mathbf{x})$ is \mathcal{K}_α -IR-supermodular, we can check the second-order condition in (3.22), that is, whether it holds that $\alpha_p \alpha_q \nabla_{pq}^2 l(\mathbf{x}) \geq 0$, $\forall p, q \in [n]$. One can verify that,

$$\frac{\partial l(\mathbf{x})}{\partial x_p} = \frac{1}{m} \sum_{j=1}^m \frac{-y_j z_p^j}{\exp(y_j \mathbf{x}^\top \mathbf{z}^j) + 1}, \quad (4.29)$$

$$\frac{\partial^2 l(\mathbf{x})}{\partial x_p \partial x_q} = \frac{1}{m} \sum_{j=1}^m \frac{\exp(y_j \mathbf{x}^\top \mathbf{z}^j)}{[\exp(y_j \mathbf{x}^\top \mathbf{z}^j) + 1]^2} z_p^j z_q^j. \quad (4.30)$$

Since $\alpha_p = \text{sign}(z_p^j)$, so $\alpha_p \alpha_q \nabla_{pq}^2 l(\mathbf{x}) \geq 0$, $\forall p, q \in [n]$. Thus $l(\mathbf{x})$ in Equation (4.20) is \mathcal{K}_α -IR-supermodular according to (3.22). \square

This page was intentionally left blank.

MAXIMIZING MONOTONE CONTINUOUS DR-SUBMODULAR FUNCTIONS

Your mind is like this water, my friend. When it is agitated, it becomes difficult to see. But if you allow it to settle, the answer becomes clear.

– Master Oogway

In this chapter, we study the problem of maximizing a monotone continuous DR-submodular function subject to a down-closed convex constraint, i.e.,

$$\max_{\mathbf{x} \in \mathcal{P} \subseteq \mathcal{X}} f(\mathbf{x}), \quad (5.1)$$

where $f : \mathcal{X} \rightarrow \mathbb{R}$ is DR-submodular and monotone nondecreasing. A function f is monotone nondecreasing if $\forall \mathbf{x} \lesssim \mathbf{y} \in \mathcal{X}$, it holds $f(\mathbf{x}) \leq f(\mathbf{y})$.

Maximizing a monotone DR-submodular function over a down-closed convex constraint has many real-world applications, e.g., influence maximization with general marketing strategies and sensor energy management. One can refer to chapter 4 for details on applications.

5.1. Hardness and Inapproximability Results

Though with the monotonicity assumption, solving problem (5.1) is still a very challenging task. Actually, we prove the following hardness result:

Proposition 5.1 (Hardness and Inapproximability). *The problem of maximizing a monotone nondecreasing continuous DR-submodular function subject to a general*

down-closed polytope constraint is NP-hard. For any $\epsilon > 0$, it cannot be approximated in polynomial time within a ratio of $(1 - 1/e + \epsilon)$ (up to low-order terms), unless $RP = NP$.

Remark 5.2. Due to the NP-hardness of converging to the global optimum for problem (5.1), in the following by “convergence” we mean converging to a solution point which has a constant factor approximation guarantee with respect to the global optimum.

5.2. Algorithms Based on the Local-Global Relation: Non-Convex FW and PGA

The first class of algorithms directly utilize the local-global relation in Corollary 3.14: we know that any stationary point is a $1/2$ approximate solution, thus plugging in a solver that can reach a stationary point would result in an algorithm with a $1/2$ approximation guarantee.

Hassani et al. (2017) showed that the Projected Gradient Ascent algorithm (PGA) with constant step size $(1/L)$ can converge to a stationary point, so it has a $1/2$ approximation guarantee. We can also show that the Non-convex FW of Lacoste-Julien (2016) has a $1/2$ approximation guarantee according to the local-global relation:

Corollary 5.3. *The non-convex Frank-Wolfe algorithm (Non-convex FW) of Lacoste-Julien (2016) has a $1/2$ approximation guarantee, and $1/\sqrt{k}$ rate of convergence for solving Problem (5.1).*

5.2.1 The Non-convex FW Algorithm

To write the thesis in a self-contained style, we summarized the Non-convex FW algorithm in Algorithm 2.

Algorithm 2 is modified from Lacoste-Julien (2016), the only difference lies in the output: we output the solution $\mathbf{x}^{k'}$ with the minimum non-stationarity, which is needed to apply the local-global relation. While Lacoste-Julien (2016) outputs the solution in the last iteration.

Algorithm 2: Non-convex FW $(f, \mathcal{P}, K, \epsilon, \mathbf{x}^0)$ (Lacoste-Julien, 2016) for maximizing a smooth objective

Input: $\max_{\mathbf{x} \in \mathcal{P}} f(\mathbf{x})$, f : a smooth function, \mathcal{P} : convex set, K : number of iterations, ϵ : stopping tolerance

```

1 for  $k = 0, \dots, K$  do
2   find  $\mathbf{v}^k$  s.t.  $\langle \mathbf{v}^k, \nabla f(\mathbf{x}^k) \rangle \geq \max_{\mathbf{v} \in \mathcal{P}} \langle \mathbf{v}, \nabla f(\mathbf{x}^k) \rangle$ ; // LMO
3    $\mathbf{d}^k \leftarrow \mathbf{v}^k - \mathbf{x}^k$ ,  $g_k := \langle \mathbf{d}^k, \nabla f(\mathbf{x}^k) \rangle$ ; //  $g_k$ : non-stationarity measure
4   if  $g_k \leq \epsilon$  then return  $\mathbf{x}^k$ ;
5   Option I:  $\gamma_k \in \arg \min_{\gamma \in [0,1]} f(\mathbf{x}^k + \gamma \mathbf{d}^k)$ ,
6   Option II:  $\gamma_k \leftarrow \min\{\frac{g_k}{C}, 1\}$  for  $C \geq C_f(\mathcal{P})$ ;
7    $\mathbf{x}^{k+1} \leftarrow \mathbf{x}^k + \gamma_k \mathbf{d}^k$ ;

```

Output: $\mathbf{x}^{k'}$ and $g_{k'} = \min_{0 \leq k \leq K} g_k$; // modified output solution compared to that of Lacoste-Julien (2016)

Since $C_f(\mathcal{P})$ is generally hard to evaluate, we tested with the classical oblivious step size rule ($\frac{2}{k+2}$) and the Lipschitz step size rule ($\gamma_k = \min\{1, \frac{g_k}{L\|\mathbf{d}^k\|}\}$, where g_k is the so-called Frank-Wolfe gap) in the experiments.

5.2.2 The PGA Algorithm

Algorithm 3: PGA for maximizing a monotone DR-submodular objective (Hassani et al., 2017)

Input: $\max_{\mathbf{x} \in \mathcal{P}} f(\mathbf{x})$, f : a smooth DR-Submodular function, \mathcal{P} : convex set, K : number of iterations, $\mathbf{x}^0 \in \mathcal{P}$

```

1 for  $k = 0, \dots, K - 1$  do
2   Set step size  $\gamma_k$ ; // i): "Lipschitz" rule  $\frac{1}{L}$ ; ii): adaptive rule:  $C/\sqrt{k}$ 
3    $\mathbf{y}^{k+1} \leftarrow \mathbf{x}^k + \gamma_k \nabla f(\mathbf{x}^k)$ ;
4    $\mathbf{x}^{k+1} \leftarrow \arg \min_{\mathbf{x} \in \mathcal{P}} \|\mathbf{x} - \mathbf{y}^{k+1}\|$ ; // Projection

```

Output: $\mathbf{x}^{k'}$ with $k' = \arg \max_{0 \leq k \leq K} f(\mathbf{x}^k)$; // modified output compared to that of Hassani et al. (2017)

Algorithm 3 is taken from Hassani et al. (2017). It accepts a smooth DR-submodular function f , and a convex constraint \mathcal{P} . Then it runs for K iterations. In each iteration, we firstly choose a step size γ_k , then we update

the current solution using the current gradient to get a point \mathbf{y}^{k+1} . Lastly, it projects \mathbf{y}^{k+1} onto the convex set \mathcal{P} , which amounts to solving a constrained quadratic program. After K iterations, we output the solution with the maximal function value, which is slightly different from that of Hassani et al. (2017).

It has a $1/2$ approximation guarantee and sublinear rate of convergence:

Theorem 5.4 (Hassani et al., 2017). *For Algorithm 3, if one choose $\gamma_k = 1/L$, then after K iterations,*

$$f(\mathbf{x}^K) \geq \frac{f(\mathbf{x}^*)}{2} - \frac{D^2L}{2K}. \quad (5.2)$$

It is worth noting that, in general the smoothness parameter L is difficult to estimate, so the ‘‘Lipschitz’’ step size rule $\gamma_k = 1/L$ poses a challenge for implementation. In experiments, Hassani et al. (2017) also suggests the adaptive step size rule $\gamma_k = C/\sqrt{k}$, where C is a constant.

5.3. Submodular FW: Follow Concave Directions

For DR-submodular maximization, one key intuition is that DR-submodular functions are non-convex/non-concave in general, however, it is concave along any non-negative directions, as shown by Proposition 3.11. Thus, if we design the algorithm such that it follows a non-negative direction in each update step, we ensure that the algorithm achieves progress in a concave direction, so the function value is guaranteed to grow by a certain increment. Based on this intuition, we present the Submodular FW algorithm, which is a generalization of the continuous greedy algorithm of Vondrák (2008), and the classical Frank-Wolfe algorithm (Frank et al., 1956; Jaggi, 2013b).

Algorithm 4 summarizes the details. Since it is a variant of the convex Frank-Wolfe algorithm for DR-submodular maximization, we call it Submodular FW. In iteration k , the algorithm uses the linearization of $f(\cdot)$ as a surrogate, and moves in the direction of the maximizer of this surrogate function, i.e., $\mathbf{v}^k = \arg \max_{\mathbf{v} \in \mathcal{P}} \langle \mathbf{v}, \nabla f(\mathbf{x}^k) \rangle$. Intuitively, it searches for the direction in which one can maximize the improvement in the function value and still remain

Algorithm 4: Submodular FW for monotone DR-submodular maximization (Bian et al., 2017b)

Input: $\max_{\mathbf{x} \in \mathcal{P}} f(\mathbf{x})$, \mathcal{P} is a down-closed convex set in the positive orthant with lower bound $\mathbf{0}$; prespecified step size $\gamma \in (0, 1]$; Error tolerances α and δ . # of iterations K .

```

1  $\mathbf{x}^0 \leftarrow \mathbf{0}, t \leftarrow 0, k \leftarrow 0;$  //  $k$  : iteration index,  $t$ : cumulative step size
2 while  $t < 1$  do
3   find step size  $\gamma_k \in (0, 1]$ , e.g.,  $\gamma_k \leftarrow \gamma$ ; set  $\gamma_k \leftarrow \min\{\gamma_k, 1 - t\}$ ;
4   find  $\mathbf{v}^k$  s.t.  $\langle \mathbf{v}^k, \nabla f(\mathbf{x}^k) \rangle \geq \alpha \max_{\mathbf{v} \in \mathcal{P}} \langle \mathbf{v}, \nabla f(\mathbf{x}^k) \rangle - \frac{1}{2} \delta \gamma_k L D^2$ ; //  $\alpha \in (0, 1]$  is
   the multiplicative error level,  $\delta \in [0, \bar{\delta}]$  is the additive error level
5    $\mathbf{x}^{k+1} \leftarrow \mathbf{x}^k + \gamma_k \mathbf{v}^k, t \leftarrow t + \gamma_k, k \leftarrow k + 1;$ 

```

Output: \mathbf{x}^K ;

feasible. Finding such a direction requires maximizing a linear objective at each iteration. Meanwhile, it eliminates the need for projecting back to the feasible set in each iteration, which is an essential step for methods such as projected gradient ascent (PGA). The Submodular FW algorithm updates the solution in each iteration by using step size γ_k , which can simply be set to a prespecified constant γ .

Note that Submodular FW can tolerate both multiplicative error α and additive error δ when solving the LMO subproblem (Step 4 of Algorithm 4). Setting $\alpha = 1$ and $\delta = 0$ would recover the error-free case.

Remark 5.5. *The main difference of Submodular FW in Algorithm 4 and the classical Frank-Wolfe algorithm in Algorithm 1 lies in the update direction being used: For Algorithm 4, the update direction (in Step 5) is \mathbf{v}^k , while for classical Frank-Wolfe it is $\mathbf{v}^k - \mathbf{x}^k$, i.e., $\mathbf{x}^{k+1} \leftarrow \mathbf{x}^k + \gamma_k(\mathbf{v}^k - \mathbf{x}^k)$.*

To prove the approximation guarantee, we first derive the following lemma.

Lemma 5.6. *The output solution \mathbf{x}^K lies in \mathcal{P} . Assuming \mathbf{x}^* to be the optimal solution, one has,*

$$\langle \mathbf{v}^k, \nabla f(\mathbf{x}^k) \rangle \geq \alpha [f(\mathbf{x}^*) - f(\mathbf{x}^k)] - \frac{1}{2} \delta \gamma_k L D^2, \quad \forall k = 0, \dots, K-1. \quad (5.3)$$

Theorem 5.7 (Approximation guarantee). *For error levels $\alpha \in (0, 1]$, $\delta \in [0, \bar{\delta}]$, with K iterations, Algorithm 4 outputs $\mathbf{x}^K \in \mathcal{P}$ such that,*

$$f(\mathbf{x}^K) \geq (1 - e^{-\alpha})f(\mathbf{x}^*) - \frac{LD^2(1 + \delta)}{2} \sum_{k=0}^{K-1} \gamma_k^2 + e^{-\alpha}f(\mathbf{0}). \quad (5.4)$$

Theorem 5.7 gives the approximation guarantee for any step size γ_k . By observing that $\sum_{k=0}^{K-1} \gamma_k = 1$ and $\sum_{k=0}^{K-1} \gamma_k^2 \geq K^{-1}$ (see the proof in Section 5.6.5), with constant step size, we obtain the following “tightest” approximation bound,

Corollary 5.8. *For a fixed number of iterations K , and constant step size $\gamma_k = \gamma = K^{-1}$, Algorithm 4 provides the following approximation guarantee:*

$$f(\mathbf{x}^K) \geq (1 - e^{-\alpha})f(\mathbf{x}^*) - \frac{LD^2(1 + \delta)}{2K} + e^{-\alpha}f(\mathbf{0}). \quad (5.5)$$

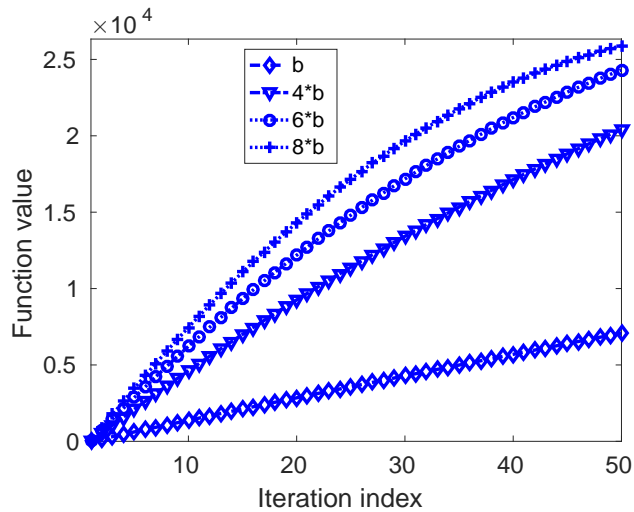
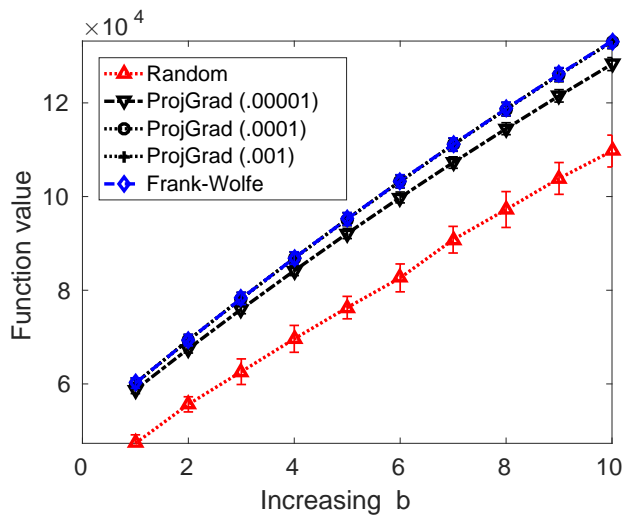
Corollary 5.8 implies that with a constant step size γ , 1) when $\gamma \rightarrow 0$ ($K \rightarrow \infty$), Algorithm 4 will output the solution with the worst-case guarantee $(1 - 1/e)f(\mathbf{x}^*)$ in the error-free case if $f(\mathbf{0}) = 0$; and 2) The Submodular FW has a sub-linear convergence rate for monotone DR-submodular maximization over a down-closed convex constraint.

REMARKS ON COMPUTATIONAL COMPLEXITY. It can be seen that when using a constant step size, Algorithm 4 needs $O(\frac{1}{\epsilon})$ iterations to get ϵ -close to the best-possible function value $(1 - e^{-1})f(\mathbf{x}^*)$ in the error-free case. When \mathcal{P} is a polytope in the positive orthant, one iteration of Algorithm 4 costs approximately the same as solving a positive LP, for which a nearly-linear time solver exists (Allen-Zhu et al., 2015).

5.4. Experiments

5.4.1 Monotone DR-Submodular QP

We have randomly generated monotone DR-submodular QP functions of the form $f(\mathbf{x}) = \frac{1}{2}\mathbf{x}^\top \mathbf{H}\mathbf{x} + \mathbf{h}^\top \mathbf{x}$, where $\mathbf{H} \in \mathbb{R}^{n \times n}$ is a random matrix with

(a) Submodular FW utility, $K = 50$ 

(b) Returned function value for monotone submodular QP instances

Figure 5.1: Monotone SQPs (both Submodular FW and PGA (ProjGrad) were ran for 50 iterations). Random algorithm: return a randomly sampled point in the constraint. a) Submodular FW function value for four instances with different \mathbf{b} ; b) QP function value returned w.r.t. different \mathbf{b} .

uniformly distributed non-positive entries in $[-100, 0]$, $n = 100$. We further have generated a set of $m = 50$ linear constraints to construct the positive polytope $\mathcal{P} = \{\mathbf{x} \in \mathbb{R}^n \mid \mathbf{A}\mathbf{x} \lesssim \mathbf{b}, \mathbf{0} \lesssim \mathbf{x} \lesssim \bar{\mathbf{u}}\}$, where \mathbf{A} has uniformly distributed entries in $[0, 1]$, $\mathbf{b} = \mathbf{1}$, $\bar{\mathbf{u}} = \mathbf{1}$. To make the gradient non-negative, we set $\mathbf{h} = -\mathbf{H}^\top \bar{\mathbf{u}}$. We have empirically tuned the constant step size for PGA and ran all algorithms for 50 iterations.

Figure 5.1a shows the utility obtained by Submodular FW v.s. the iteration index for four function instances with different values of \mathbf{b} . Figure 5.1b depicts the average utility obtained by different algorithms with increasing values of \mathbf{b} . The result is the average of 20 repeated experiments. For PGA, we plot the curves for three different values of step sizes. One can observe that the performance of PGA fluctuates with different step sizes. With the best-tuned step size, PGA performs close to Submodular FW.

5.4.2 Influence Maximization with Marketing Strategies

Follow the application in Section 4.3, we consider the following simplified influence model for experiments.

SIMPLIFIED INFLUENCE MODEL FOR EXPERIMENTS. For the general influence models, it is hard to evaluate Equation (4.8). To ease the experiments, we consider $F(S)$ to be a facility location objective, for which the expected influence has a closed-form expression, as shown by Bian et al. (2019a, Section 4.2). Here each user may represent an “opinion leader” in social networks, and there is a bipartite graph describing the influence strength of each opinion leader to the population.

5.4.2.1 Experimental Results

We used the UC Irvine forum dataset¹. It is a bipartite network containing user posts to forums. The users are students at the University of California,

¹ <http://konect.uni-koblenz.de/networks/opsahl-ucforum>

Irvine. An edge represents a forum message on a specific forum. It has in total 899 users, 522 forums and 33,720 edges (posts).

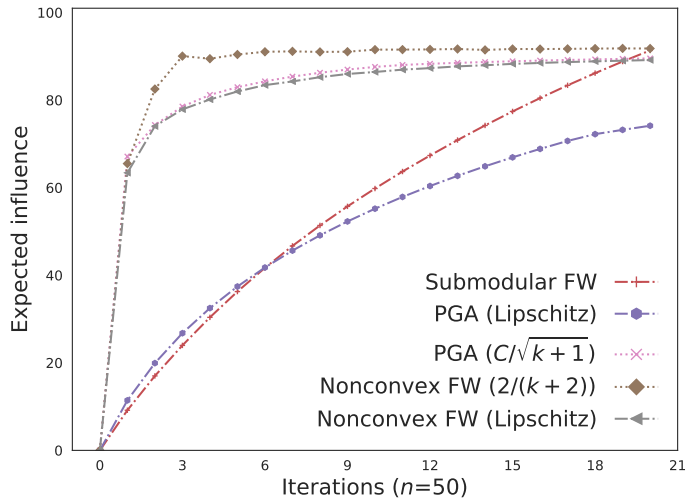
For a specific (user, forum) pair, we determine the edge weight as the number of posts from that user on the forum. This weighting indicates that the more one user has posted on a forum, the more he has influenced that particular forum. With this processing, we have 7,089 unique edges between users and forums.

We experimented with the independent marketing actions in Section 4.3.1 for simplicity. For a user i , we set the parameter $p_i \in [0, 1]$ based on the following heuristic: Firstly, we calculate the “degree” of user i as the number of forums he has posted on: $d_i = \|W_{i:}\|_0$. Then we set $p_i = \sigma(-d_i)$, $\sigma(\cdot)$ is the logistic sigmoid function. Remember that p_i is the probability of user i become activated with one unit of investment, so this heuristic means that the more influence power a user has, the more difficult it is to activate him, because he might charge more than other users with less influence power. Since it is too time consuming to experiment on the whole bipartite graph, we experimented on different subgraphs of the original bipartite graph.

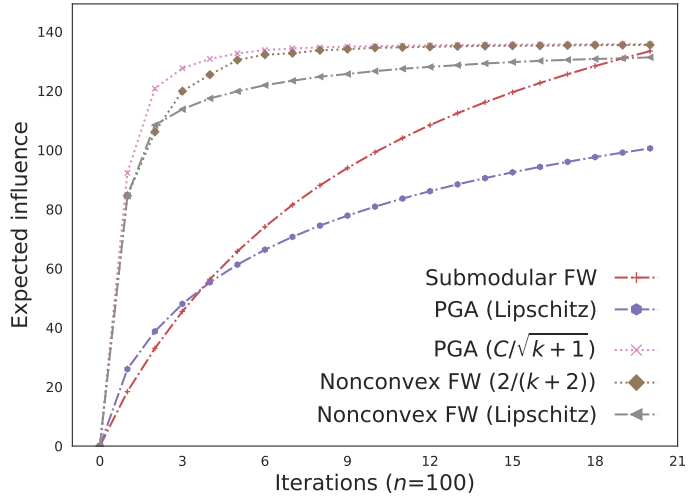
Figures 5.2 and 5.3 document the trajectories of expected influence of different algorithms. We can see that Submodular FW has a very stable performance: It can always reach a fairly good solution, no matter what kind of setting you have. And it does not need to tune the step sizes or any hyperparameters. One drawback is that it converges relatively slowly in the beginning.

For PGA algorithms, we tested with two step size rules: the Lipschitz rule ($1/L$) which has the $1/2$ approximation guarantee; the diminishing step size rule ($C/\sqrt{k+1}$), which does not have a formal theoretical guarantee. One general observation is that both step size rules need a careful tuning of hyperparameters, and the performance crucially depends on the quality of hyperparameters. For example, for PGA, if the step size is too small, it may converge too slowly; if the step sizes are too large, it tends to fluctuate.

For Non-convex FW algorithms, we also tested two step size rules: the “oblivious” rule ($2/(k+2)$) and the Lipschitz rule. Apparently the Lipschitz step size rule needs a careful tuning of the Lipschitz parameter L , while the

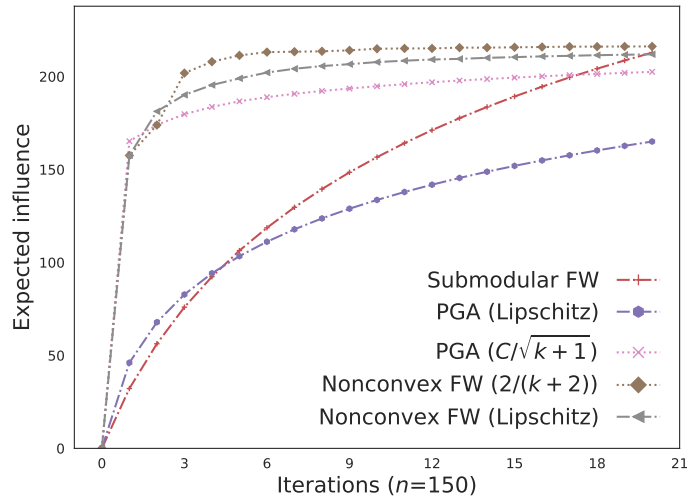


(a) 50 users, 10 forums

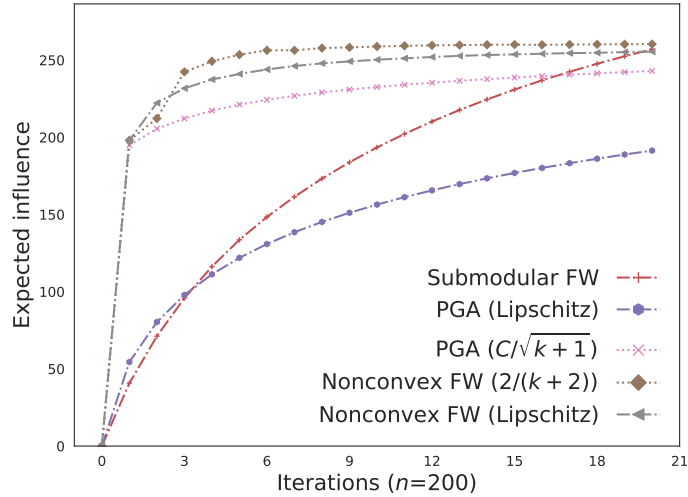


(b) 100 users, 10 forums

Figure 5.2: Expected influence w.r.t. iterations of different algorithms on real-world graphs with 50 and 100 users.



(a) 150 users, 20 forums



(b) 200 users, 20 forums

Figure 5.3: Expected influence w.r.t. iterations of different algorithms on real-world graphs with 150 and 200 users.

oblivious rule does not. With a careful tuning of L , both Non-convex FW variants converge very fast and converge to the highest function value.

5.5. Conclusions

In this chapter we studied the problem of maximizing monotone continuous DR-submodular functions. We started with the inapproximability results of this problem. Then we presented two classes of algorithms with constant factor approximation guarantees. The first class of algorithms are based on the Local-Global relation and have a $1/2$ approximation ratio. The second class of algorithms contain a Frank-Wolfe variant, termed Submodular FW. It works by following the concave direction in each iteration. Finally, we demonstrated the effectiveness of the algorithms through experiments on both synthetic and real-world data.

5.6. Additional Proofs

5.6.1 Proof of Proposition 5.1

Proof of Proposition 5.1. On a high level, the proof idea follows from the reduction from the problem of maximizing a monotone submodular set function subject to cardinality constraints.

Let us denote Π_1 as the problem of maximizing a monotone submodular set function subject to cardinality constraints, and Π_2 as the problem of maximizing a monotone continuous DR-submodular function under general down-closed polytope constraints. Following Calinescu et al. (2011), there exist an algorithm \mathcal{A} for Π_1 that consists of a polynomial time computation in addition to polynomial number of subroutine calls to an algorithm for Π_2 . For details on \mathcal{A} see the following.

First of all, the multilinear extension (Calinescu et al., 2007a) of a monotone submodular set function is a monotone continuous submodular function,

and it is coordinate-wise linear, thus falls into a special case of monotone continuous DR-submodular functions. Evaluating the multilinear extension and its gradients can be done using sampling methods, thus resulted in a randomized algorithm.

So the algorithm \mathcal{A} shall be: 1) Maximize the multilinear extension of the submodular set function over the matroid polytope associated with the cardinality constraint, which can be achieved by solving an instance of Π_2 . We call the solution obtained the fractional solution; 2) Round the fractional solution to a feasible integral solution using polynomial time rounding technique in Ageev et al. (2004) and Calinescu et al. (2007a) (called the pipage rounding). Thus we prove the reduction from Π_1 to Π_2 .

Our reduction algorithm \mathcal{A} implies the NP-hardness and inapproximability of problem Π_2 .

For the NP-hardness, because Π_1 is well-known to be NP-hard (Calinescu et al., 2007a; Feige, 1998), so Π_2 is NP-hard as well.

For the inapproximability: Assume there exists a polynomial algorithm \mathcal{B} that can solve Π_2 better than $1 - 1/e$, then we can use \mathcal{B} as the subroutine algorithm in the reduction, which implies that one can solve Π_1 better than $1 - 1/e$. Now we slightly adapt the proof of inapproximability on max-k-cover of Feige (1998), since max-k-cover is a special case of Π_1 . According to the proof of Theorem 5.3 in Feige (1998) and our reduction \mathcal{A} , we have a reduction from approximating 3SAT-5 to problem Π_2 . Using the rest proof of Theorem 5.3 in Feige (1998), we reach the result that one cannot solve Π_2 better than $1 - 1/e$, unless $\text{RP} = \text{NP}$. \square

5.6.2 Proof of Corollary 5.3

Proof of Corollary 5.3. Firstly, according to Theorem 1 of Lacoste-Julien (2016), Non-convex FW is known to converge to a stationary point with a rate of $1/\sqrt{k}$.

Then according to Corollary 3.14, any stationary point is a $1/2$ approximate solution. \square

5.6.3 Proof of Lemma 5.6

Proof. It is easy to see that \mathbf{x}^K is a convex combination of points in \mathcal{P} , so $\mathbf{x}^K \in \mathcal{P}$.

Consider the point $\mathbf{v}^* := (\mathbf{x}^* \vee \mathbf{x}) - \mathbf{x} = (\mathbf{x}^* - \mathbf{x}) \vee \mathbf{0} \succeq \mathbf{0}$. Because $\mathbf{v}^* \preceq \mathbf{x}^*$ and \mathcal{P} is down-closed, we get $\mathbf{v}^* \in \mathcal{P}$.

By monotonicity, $f(\mathbf{x} + \mathbf{v}^*) = f(\mathbf{x}^* \vee \mathbf{x}) \geq f(\mathbf{x}^*)$.

Consider the function $g(\xi) := f(\mathbf{x} + \xi \mathbf{v}^*)$, $\xi \geq 0$. $\frac{dg(\xi)}{d\xi} = \langle \mathbf{v}^*, \nabla f(\mathbf{x} + \xi \mathbf{v}^*) \rangle$. From Proposition 3.11, $g(\xi)$ is concave, hence

$$g(1) - g(0) = f(\mathbf{x} + \mathbf{v}^*) - f(\mathbf{x}) \leq \left. \frac{dg(\xi)}{d\xi} \right|_{\xi=0} \times 1 = \langle \mathbf{v}^*, \nabla f(\mathbf{x}) \rangle. \quad (5.6)$$

Then one can get

$$\langle \mathbf{v}, \nabla f(\mathbf{x}) \rangle \stackrel{(a)}{\geq} \alpha \langle \mathbf{v}^*, \nabla f(\mathbf{x}) \rangle - \frac{1}{2} \delta \gamma L D^2 \geq \quad (5.7)$$

$$\alpha (f(\mathbf{x} + \mathbf{v}^*) - f(\mathbf{x})) - \frac{1}{2} \delta \gamma L D^2 \geq \alpha (f(\mathbf{x}^*) - f(\mathbf{x})) - \frac{1}{2} \delta \gamma L D^2, \quad (5.8)$$

where (a) is resulted from the LMO step of Algorithm 4. \square

5.6.4 Proof of Theorem 5.7

Proof of Theorem 5.7. From the Lipschitz assumption of f (Equation (3.8)):

$$\begin{aligned} f(\mathbf{x}^{k+1}) - f(\mathbf{x}^k) &= f(\mathbf{x}^k + \gamma_k \mathbf{v}^k) - f(\mathbf{x}^k) & (5.9) \\ &\geq \gamma_k \langle \mathbf{v}^k, \nabla f(\mathbf{x}^k) \rangle - \frac{L}{2} \gamma_k^2 \|\mathbf{v}^k\|^2 \quad (\text{Lipschitz smoothness}) \\ &\geq \gamma_k \alpha [f(\mathbf{x}^*) - f(\mathbf{x}^k)] - \frac{1}{2} \gamma_k^2 \delta L D^2 - \frac{L}{2} \gamma_k^2 D^2. \quad (\text{Lemma 5.6}) \end{aligned}$$

After rearrangement,

$$f(\mathbf{x}^{k+1}) - f(\mathbf{x}^*) \geq (1 - \alpha\gamma_k)[f(\mathbf{x}^k) - f(\mathbf{x}^*)] - \frac{LD^2\gamma_k^2(1 + \delta)}{2}. \quad (5.10)$$

Therefore,

$$f(\mathbf{x}^K) - f(\mathbf{x}^*) \geq \prod_{k=0}^{K-1} (1 - \alpha\gamma_k)[f(\mathbf{0}) - f(\mathbf{x}^*)] - \frac{LD^2(1 + \delta)}{2} \sum_{k=0}^{K-1} \gamma_k^2. \quad (5.11)$$

One can observe that $\sum_{k=0}^{K-1} \gamma_k = 1$, and since $1 - y \leq e^{-y}$ when $y \geq 0$,

$$f(\mathbf{x}^*) - f(\mathbf{x}^K) \leq [f(\mathbf{x}^*) - f(\mathbf{0})]e^{-\alpha \sum_{k=0}^{K-1} \gamma_k} + \frac{LD^2(1 + \delta)}{2} \sum_{k=0}^{K-1} \gamma_k^2 \quad (5.12)$$

$$= [f(\mathbf{x}^*) - f(\mathbf{0})]e^{-\alpha} + \frac{LD^2(1 + \delta)}{2} \sum_{k=0}^{K-1} \gamma_k^2. \quad (5.13)$$

After rearrangement, we get,

$$f(\mathbf{x}^K) \geq (1 - 1/e^\alpha)f(\mathbf{x}^*) - \frac{LD^2(1 + \delta)}{2} \sum_{k=0}^{K-1} \gamma_k^2 + e^{-\alpha}f(\mathbf{0}). \quad (5.14)$$

□

5.6.5 Proof of Corollary 5.8

Proof of Corollary 5.8. Fixing K , to reach the tightest bound in Equation (5.4) amounts to solving the following problem:

$$\begin{aligned} \min \quad & \sum_{k=0}^{K-1} \gamma_k^2 \\ \text{s.t.} \quad & \sum_{k=0}^{K-1} \gamma_k = 1, \gamma_k \geq 0. \end{aligned} \quad (5.15)$$

Using Lagrangian method, let λ be the Lagrangian multiplier, then

$$L(\gamma_0, \dots, \gamma_{K-1}, \lambda) = \sum_{k=0}^{K-1} \gamma_k^2 + \lambda \left[\sum_{k=0}^{K-1} \gamma_k - 1 \right]. \quad (5.16)$$

It can be easily verified that when $\gamma_0 = \dots = \gamma_{K-1} = K^{-1}$, $\sum_{k=0}^{K-1} \gamma_k^2$ reaches the minimum (which is K^{-1}). Therefore we obtain the tightest worst-case bound in Corollary 5.8. □

This page was intentionally left blank.

MAXIMIZING NON-MONOTONE CONTINUOUS SUBMODULAR FUNCTIONS WITH A BOX CONSTRAINT

Yesterday is history, tomorrow is a mystery, and today is a gift. That's why they call it the present.

– Master Oogway

In this chapter we focus on maximizing continuous submodular functions, with only one hypercube constraint (also called “box constraint”),

$$\underset{\mathbf{x} \in [\mathbf{a}, \mathbf{b}]}{\text{maximize}} \quad f(\mathbf{x}), \tag{6.1}$$

where $f : \mathcal{X} \rightarrow \mathbb{R}$ is continuous submodular or DR-submodular.

The problem of maximizing a general non-monotone continuous submodular function under box constraints¹ has various real-world applications, including revenue maximization with continuous assignments, multi-resolution summarization, mean-field inference for probabilistic log-submodular models and its PA (see chapter 10 for details), etc.

¹ It is also called “unconstrained” maximization in the combinatorial optimization community, since the domain \mathcal{X} itself is also a box. Note that the box can be in the negative orthant here.

6.1. Hardness and Inapproximability Results

Though only with a box constraint, problem (6.1) is still extremely hard to solve to optimal. The following proposition shows the NP-hardness of the problem.

Proposition 6.1 (Hardness and Inapproximability). *The problem of maximizing a generally non-monotone continuous submodular function subject to a box constraint is NP-hard. Furthermore, there does not exist a polynomial-time $(1/2 + \epsilon)$ -approximation $\forall \epsilon > 0$, unless $RP = NP$.*

6.2. Submodular-DoubleGreedy: A $1/3$ Approximation Algorithm for Submodular Maximization

We now describe our algorithm for maximizing a non-monotone continuous submodular function subject to box constraints. It provides a $1/3$ -approximation, is inspired by the double greedy algorithm of Buchbinder et al. (2012), and can be viewed as a procedure performing coordinate-ascent on *two* solutions. Since it only uses the submodularity property (instead of the DR property), we call it Submodular-DoubleGreedy.

What is given to the algorithm is the problem $\max_{\mathbf{x} \in [\underline{\mathbf{u}}, \bar{\mathbf{u}}]} f(\mathbf{x})$, f is continuous submodular, and the requirement that $f(\underline{\mathbf{u}}) + f(\bar{\mathbf{u}}) \geq 0$. We view the process as two particles starting from $\mathbf{x}^0 = \underline{\mathbf{u}}$ and $\mathbf{y}^0 = \bar{\mathbf{u}}$, and following a certain “flow” toward each other. The pseudo-code is given in Algorithm 5. We proceed in n rounds that correspond to some arbitrary order of the coordinates. At iteration k , we consider solving a one-dimensional (1-D) subproblem over coordinate e_k for each particle, and moving the particles based on the calculated local gains toward each other. Formally, for a given coordinate e_k , we solve a 1-D subproblem to find the value of the first solution \mathbf{x} along coordinate e_k that maximizes f , i.e., $\hat{u}_a = \arg \max_{u_a} f(\mathbf{x}^{k-1}|_{e_k}(u_a)) - f(\mathbf{x}^{k-1})$, and calculate its marginal gain δ_a . We then solve another 1-D subproblem to find the value of the second solution \mathbf{y} along coordinate e_k that maximizes f , i.e., $\hat{u}_b = \arg \max_{u_b} f(\mathbf{y}^{k-1}|_{e_k}(u_b)) - f(\mathbf{y}^{k-1})$, and calculate the second marginal gain δ_b . Then we update the solutions by comparing the two marginal gains. After comparing the two marginal gains, we select

Algorithm 5: Submodular-DoubleGreedy algorithm for maximizing non-monotone continuous submodular functions (Bian et al., 2017b)

Input: $\max_{\mathbf{x} \in [\underline{\mathbf{u}}, \bar{\mathbf{u}}]} f(\mathbf{x})$, f is continuous submodular, $f(\underline{\mathbf{u}}) + f(\bar{\mathbf{u}}) \geq 0$

- 1 $\mathbf{x}^0 \leftarrow \underline{\mathbf{u}}, \mathbf{y}^0 \leftarrow \bar{\mathbf{u}};$
- 2 **for** $k = 1 \rightarrow n$ **do**
- 3 let e_k be the coordinate being operated;
- 4 find \hat{u}_a s.t. $f(\mathbf{x}^{k-1}|_{e_k}(\hat{u}_a)) \geq \max_{u_a \in [\underline{u}_{e_k}, \bar{u}_{e_k}]} f(\mathbf{x}^{k-1}|_{e_k}(u_a)) - \delta,$
 $\delta_a \leftarrow f(\mathbf{x}^{k-1}|_{e_k}(\hat{u}_a)) - f(\mathbf{x}^{k-1});$ // $\delta \in [0, \bar{\delta}]$ is the additive error level
- 5 find \hat{u}_b s.t. $f(\mathbf{y}^{k-1}|_{e_k}(\hat{u}_b)) \geq \max_{u_b \in [\underline{u}_{e_k}, \bar{u}_{e_k}]} f(\mathbf{y}^{k-1}|_{e_k}(u_b)) - \delta,$
 $\delta_b \leftarrow f(\mathbf{y}^{k-1}|_{e_k}(\hat{u}_b)) - f(\mathbf{y}^{k-1});$
- 6 **If** $\delta_a \geq \delta_b$: $\mathbf{x}^k \leftarrow (\mathbf{x}^{k-1}|_{e_k}(\hat{u}_a)), \mathbf{y}^k \leftarrow (\mathbf{y}^{k-1}|_{e_k}(\hat{u}_a));$
- 7 **Else:** $\mathbf{y}^k \leftarrow (\mathbf{y}^{k-1}|_{e_k}(\hat{u}_b)), \mathbf{x}^k \leftarrow (\mathbf{x}^{k-1}|_{e_k}(\hat{u}_b));$
- 8 **Return** \mathbf{x}^n (or \mathbf{y}^n); // note that $\mathbf{x}^n = \mathbf{y}^n$

the superior solution. If changing x_{e_k} to be \hat{u}_a has a larger benefit, we change both x_{e_k} and y_{e_k} to be \hat{u}_a . Otherwise, we change both of them to be \hat{u}_b . After n iterations the particles should meet at point $\mathbf{x}^n = \mathbf{y}^n$, which is the final solution. Note that Algorithm 5 can tolerate additive error δ in solving each 1-D subproblem (Steps 4, 5).

It is worth mentioning, that the assumptions required by the algorithm Submodular-DoubleGreedy are submodularity of f , $f(\underline{\mathbf{u}}) + f(\bar{\mathbf{u}}) \geq 0$ and the (approximate) solvability of the 1-D subproblem. For proving the approximation guarantee, the idea is to bound the loss in the objective value from the assumed optimal objective value between every two consecutive steps, which is then used to bound the maximum loss after n iterations.

We can show that Submodular-DoubleGreedy has a 1/3 approximation guarantee:

Theorem 6.2. *Assuming the optimal solution to be \mathbf{x}^* , the output of Algorithm 5 has function value no less than $\frac{1}{3}f(\mathbf{x}^*) - \frac{4n}{3}\delta$, where $\delta \in [0, \bar{\delta}]$ is the additive error level for solving each 1-D subproblem.*

REMARK ON TIME COMPLEXITY. It can be seen that the time complexity of Algorithm 5 is $O(n * \text{cost_1D})$, where cost_1D is the cost of solving the

1-D subproblem. Solving a 1-D subproblem is usually computationally inexpensive.

6.3. DR-DoubleGreedy: An Optimal 1/2 Approximation for DR-Submodular Maximization

Unfortunately, problem (6.1) is generally hard though f is DR-submodular: The 1/2 hardness result in Proposition 6.1 can be easily translated to problem (6.1) when f satisfies the DR property:

Observation 6.3. *The problem of maximizing a generally non-monotone continuous DR-submodular function subject to box-constraints is NP-hard. Furthermore, there is no polynomial-time $(1/2 + \epsilon)$ -approximation for any $\epsilon > 0$, unless $RP = NP$.*

The following question arises naturally: Is it possible to achieve the optimal 1/2 approximation ratio (unless $RP=NP$) by properly utilizing the extra DR property? To affirmatively answer this question, we propose a new Double Greedy algorithm for continuous DR-submodular maximization called DR-DoubleGreedy (Since it explicitly utilizes the DR property) and prove a 1/2 approximation ratio.

6.3.1 The Algorithm and Its Guarantee

The pseudocode of DR-DoubleGreedy is summarized in Algorithm 6. It describes a one-epoch algorithm, sweeping over the n coordinates in one pass. Like the previous Double Greedy algorithms, the procedure maintains two solutions \mathbf{x}, \mathbf{y} , that are initialized as the lower bound \mathbf{a} and the upper bound \mathbf{b} , respectively. In iteration k , it operates on coordinate v_k , and solves the two 1-D subproblems $\max_{u'} f(\mathbf{x}^{k-1}|_{v_k}(u'))$ and $\max_{u'} f(\mathbf{y}^{k-1}|_{v_k}(u'))$, based on \mathbf{x}^{k-1} and \mathbf{y}^{k-1} , respectively. It also allows solving 1-D subproblems approximately with additive error $\delta \geq 0$ ($\delta = 0$ recovers the error-free case). Let u_a and u_b be the solutions of these 1-D subproblems.

Unlike previous Double Greedy algorithms, we change coordinate v_k of \mathbf{x}^{k-1} and \mathbf{y}^{k-1} to be a *convex* combination of u_a and u_b , weighted by respective

Algorithm 6: DR-DoubleGreedy($f, \mathbf{a}, \mathbf{b}$) for continuous DR-submodular maximization with a box constraint (Bian et al., 2019a)

Input: $\max_{\mathbf{x} \in [\mathbf{a}, \mathbf{b}]} f(\mathbf{x})$, $f(\mathbf{x})$ is DR-submodular, $[\mathbf{a}, \mathbf{b}] \subseteq \mathcal{X}$

```

1  $\mathbf{x}^0 \leftarrow \mathbf{a}, \mathbf{y}^0 \leftarrow \mathbf{b}$ ;
2 for  $k = 1 \rightarrow n$  do
3   let  $v_k$  be the coordinate being operated;
4   find  $u_a$  such that  $f(\mathbf{x}^{k-1}|_{v_k}(u_a)) \geq \max_{u'} f(\mathbf{x}^{k-1}|_{v_k}(u')) - \frac{\delta}{n}$ ,
5    $\delta_a \leftarrow f(\mathbf{x}^{k-1}|_{v_k}(u_a)) - f(\mathbf{x}^{k-1})$ ;
6   find  $u_b$  such that  $f(\mathbf{y}^{k-1}|_{v_k}(u_b)) \geq \max_{u'} f(\mathbf{y}^{k-1}|_{v_k}(u')) - \frac{\delta}{n}$ ,
7    $\delta_b \leftarrow f(\mathbf{y}^{k-1}|_{v_k}(u_b)) - f(\mathbf{y}^{k-1})$ ;
8    $\mathbf{x}^k \leftarrow \mathbf{x}^{k-1}|_{v_k}((\frac{\delta_a}{\delta_a + \delta_b} u_a + \frac{\delta_b}{\delta_a + \delta_b} u_b))$ ;           // update  $v_k^{\text{th}}$  coordinate to be a convex
   combination of  $u_a$  &  $u_b$ 
9    $\mathbf{y}^k \leftarrow \mathbf{y}^{k-1}|_{v_k}((\frac{\delta_a}{\delta_a + \delta_b} u_a + \frac{\delta_b}{\delta_a + \delta_b} u_b))$ ;

```

Output: \mathbf{x}^n or \mathbf{y}^n ($\mathbf{x}^n = \mathbf{y}^n$)

gains δ_a, δ_b . This convex combination is the key step that utilizes the DR property of f , and it also plays a crucial role in the proof.

Note that the 1-D subproblem has a closed-form solution for many specific problem instances. For example, for ELBO in Equation (10.3) (and similarly for PA-ELBO in Equation (10.8)). For coordinate i , the partial derivative of the multilinear extension is $\nabla_i f_{\text{mt}}(\mathbf{x})$, and for the entropy term, it is $\nabla H(x_i) = \log \frac{1-x_i}{x_i}$. Then x_i should be updated as $x_i \leftarrow \sigma(\nabla_i f_{\text{mt}}(\mathbf{x})) = (1 + \exp(-\nabla_i f_{\text{mt}}(\mathbf{x})))^{-1}$, where σ is the logistic sigmoid function.

Theorem 6.4. Assume the optimal solution of $\max_{\mathbf{x} \in [\mathbf{a}, \mathbf{b}]} f(\mathbf{x})$ is \mathbf{x}^* , then for Algorithm 6 it holds,

$$f(\mathbf{x}^n) \geq \frac{1}{2}f(\mathbf{x}^*) + \frac{1}{4}[f(\mathbf{a}) + f(\mathbf{b})] - \frac{5\delta}{4}. \quad (6.2)$$

PROOF SKETCH OF THEOREM 6.4. The high level proof strategy is to bound the change of an intermediate variable $\mathbf{o}^k := (\mathbf{x}^* \vee \mathbf{x}^k) \wedge \mathbf{y}^k$ through the course of Algorithm 6, which is the common framework in the analysis of all existing Double Greedy variants (Buchbinder et al., 2012; Gottschalk

et al., 2015; Bian et al., 2017b; Soma et al., 2017)². The novelty of our method results from the update of \mathbf{x} , \mathbf{y} , which plays a key role in achieving the optimal $1/2$ approximation ratio. Furthermore, in the analysis we find a way to utilize the DR property directly, resulting in a succinct proof.

6.3.2 Comparison with Algorithm of Niazadeh et al. (2018)

Along with the development of our work³, Niazadeh et al. (2018) proposed an optimal algorithm for DR-submodular maximization, which is based on a zero-sum game analysis. Their algorithm (Algorithm 4 in Niazadeh et al. (2018), termed BSCB: Binary-Search Continuous Bi-greedy) needs to estimate the partial derivative of the objective, which is not needed in our algorithm. Furthermore, our algorithm is arguably easier to interpret and to implement than BSCB. We have performed extensive experiments (see Section 10.6 for details on experimental statistics) to compare them; the results show that both algorithms generate promising solutions, however, our algorithm produces better solutions than BSCB in most of the experiments.

For further comparison of these two algorithms, we provide a simple example to show that DR-DoubleGreedy behaves very different from BSCB.

Consider the 2-D DR-submodular quadratic program:

$$f(\mathbf{x}) = 0.5\mathbf{x}^\top \mathbf{H}\mathbf{x} + \mathbf{h}^\top \mathbf{x}, \mathbf{H} = [-1, -1; -1, -2], \mathbf{h} = [0.5; 1]. \quad (6.3)$$

Define $g([x_1; x_2]) := \frac{\partial f(\mathbf{x})}{\partial x_1} = -x_1 - x_2 + 0.5$. Consider the box-constrained DR-submodular maximization problem:

² Note that Buchbinder et al. (2012) analyzed in the appendix a Double Greedy variant (Alg. 4 therein) for maximizing the multilinear extension of a submodular *set* function, which is a special case of continuous DR-submodular functions. However, that variant cannot be applied for the general DR-submodular objective in (6.1); Furthermore, the analysis for that variant is not applicable nor generalizable for (6.1), since it only shows the guarantee wrt. the optimal solution that must be binary. While the optimal solution to (6.1) could be any fractional point in $[\mathbf{a}, \mathbf{b}]$.

³ Our work was released earlier than Niazadeh et al. (2018).

$$\max f(\mathbf{x}), \mathbf{0} \preceq \mathbf{x} \preceq \mathbf{1}. \quad (6.4)$$

Starting with coordinate 1,

- For BSCB: $g([z;0]) = -z + 0.5$, $g([z;1]) = -z - 0.5$. In order to find the equilibrium, we set $g([z;0]) * (1 - z) + g([z;1]) * z$ to be 0, which amounts to $-2z + 0.5 = 0$, so $z = 1/4$.

- For DR-DoubleGreedy:

Solving 1-D subproblem $u_a = \arg \max_{x_1} f([x_1;0])$ one gets $u_a = 0.5$, and $\delta_a = f([0.5;0]) - f([0;0]) = 1/8$. Solving 1-D subproblem $u_b = \arg \max_{x_1} f([x_1;1])$ one gets $u_b = 0$, and $\delta_b = f([0;1]) - f([1;1]) = 1$. So $u = (1/9) * u_a + (8/9) * u_b = 1/18$.

Note that every step is in closed form in the above derivation.

6.4. Experiments on Box Constrained Submodular Maximization

We show experimental results of the Submodular-DoubleGreedy algorithm in this section, and leave the results of DR-DoubleGreedy to chapter 10. We experimented with the problem of revenue maximization with continuous assignments (see Section 4.7.2 for details), which is a continuous submodular objective. Without loss of generality, we considered maximizing the revenue from selling one product (corresponding to $q = 1$, see Section 4.11.1 for more details on this model). It can be observed that the objective in Equation (4.16) is generally non-smooth and *discontinuous* at any point \mathbf{x} which contains the element of 0. Since the subdifferential can be empty, we cannot use the subgradient-based method and could not compare with PGA.

We considered the following baselines: a) Random: uniformly sample k_s solutions from the constraint set using the hit-and-run sampler (Kroese et al., 2013), and select the best one. b) SingleGreedy: for non-monotone submodular functions maximization over a box constraint, we greedily

increase each coordinate, as long as it remains feasible. This approach is similar to the coordinate ascent method. In all of the experiments, we use random order of coordinates for Submodular-DoubleGreedy.

We performed our experiments on the top 500 largest communities of the YouTube social network⁴ consisting of 39,841 nodes and 224,235 edges. The edge weights were assigned according to a uniform distribution $U(0,1)$. See Figure 6.1a and Figure 6.1b for an illustration of revenue for varying upper bound (\bar{u}) and different combinations of the parameters (α, β, γ) in the model (Equation (4.16)). For different values of the upper bound, Submodular-DoubleGreedy outperforms the other baselines, while SingleGreedy maintaining only one intermediate solution obtained a lower utility than Submodular-DoubleGreedy.

6.5. Conclusions

In this chapter we have studied the problem of box-constrained submodular maximization over continuous domains. We started by presenting the inapproximability result by a reduction from the problem of non-monotone submodular set function maximization. Then we proposed two algorithms: Submodular-DoubleGreedy for maximizing continuous submodular functions with a $1/3$ approximation guarantee, and DR-DoubleGreedy for maximizing continuous DR-submodular functions with the tight $1/2$ approximation guarantee. Finally we validated efficiency of our algorithm on the revenue maximization problem.

6.6. Additional Proofs

6.6.1 Proof of Proposition 6.1

Proof of Proposition 6.1. The main proof follows the reduction of the problem to maximize an unconstrained non-monotone submodular set function.

⁴ <http://snap.stanford.edu/data/com-Youtube.html>

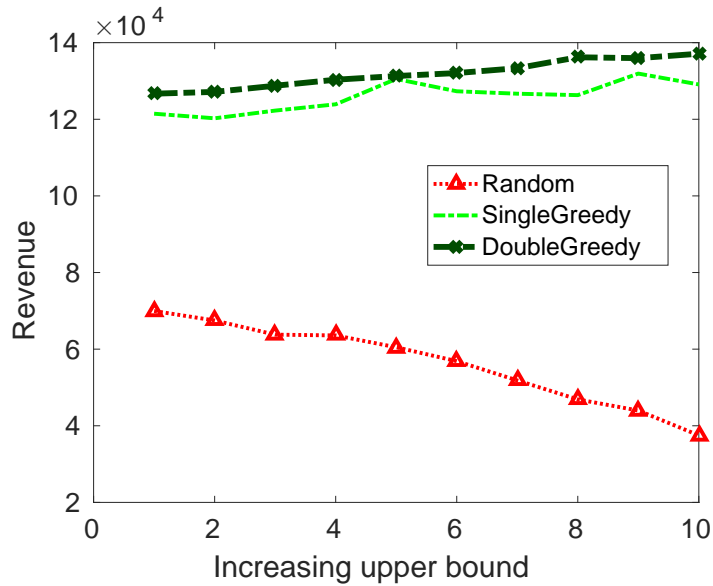
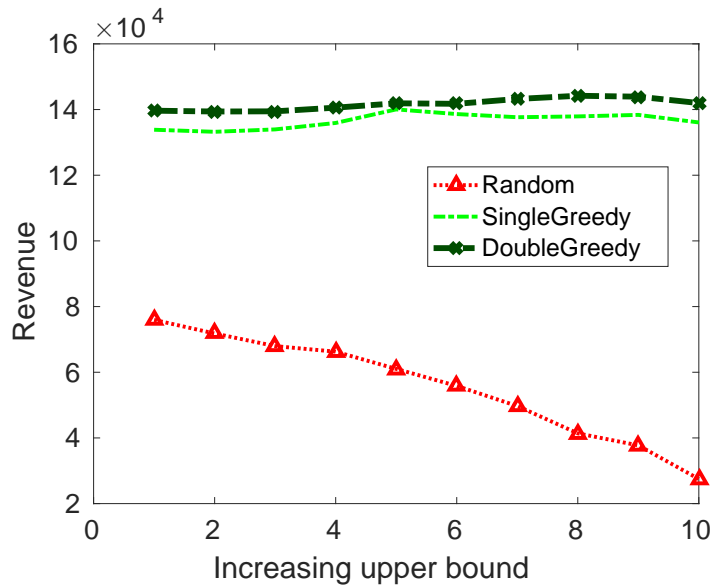
(a) $\alpha = \beta = \gamma = 10$ (b) $\alpha = 10, \beta = 5, \gamma = 10$

Figure 6.1: Returned revenues for different experimental settings. In the legend, DoubleGreedy means Submodular-DoubleGreedy. a, b) Revenue returned with different upper bounds on the Youtube social network dataset.

Let us denote Π_1 as the problem of maximizing an unconstrained non-monotone submodular set function, and Π_2 as the problem of maximizing a box constrained non-monotone continuous submodular function. Following the Appendix A of Buchbinder et al. (2012), there exist an algorithm \mathcal{A} for Π_1 that consists of a polynomial time computation in addition to a polynomial number of subroutine calls to an algorithm for Π_2 . For details see below.

Given a submodular set function $F : 2^{\mathcal{V}} \rightarrow \mathbb{R}_+$, its multilinear extension (Calinescu et al., 2007a) is a function $f : [0, 1]^{\mathcal{V}} \rightarrow \mathbb{R}_+$, whose value at a point $\mathbf{x} \in [0, 1]^{\mathcal{V}}$ is the expected value of F over a random subset $R(\mathbf{x}) \subseteq \mathcal{V}$, where $R(\mathbf{x})$ contains each element $e \in \mathcal{V}$ independently with probability x_e . Formally, $f(\mathbf{x}) := \mathbb{E}[R(\mathbf{x})] = \sum_{S \subseteq \mathcal{V}} F(S) \prod_{e \in S} x_e \prod_{e' \notin S} (1 - x_{e'})$. It can be easily seen that $f(\mathbf{x})$ is a non-monotone continuous submodular function.

Then algorithm \mathcal{A} can be: 1) Maximize the multilinear extension $f(\mathbf{x})$ over the box constraint $[0, 1]^{\mathcal{V}}$, which can be achieved by solving an instance of Π_2 . Obtain the fractional solution $\hat{\mathbf{x}} \in [0, 1]^n$; 2) Return the random set $R(\hat{\mathbf{x}})$. According to the definition of multilinear extension, the expected value of $F(R(\hat{\mathbf{x}}))$ is $f(\hat{\mathbf{x}})$. Thus proving the reduction from Π_1 to Π_2 .

Given the reduction, the hardness result follows from the hardness of unconstrained non-monotone submodular set function maximization.

The inapproximability result comes from that of the unconstrained non-monotone submodular set function maximization in Feige et al. (2011) and Dobzinski et al. (2012). \square

6.6.2 Proof of Theorem 6.2

On a high level, the proof follows the proof idea of the DoubleGreedy algorithm for bounded integer lattice in Gottschalk et al. (2015).

To better illustrate the proof, we reformulate Algorithm 5 into its equivalent form in Algorithm 7, where we split the update into two steps: when $\delta_a \geq \delta_b$, update \mathbf{x} first while keeping \mathbf{y} fixed, and then update \mathbf{y} first while keeping \mathbf{x} fixed ($\mathbf{x}^i \leftarrow (\mathbf{x}^{i-1}|_{e_i}(\hat{u}_a))$, $\mathbf{y}^i \leftarrow \mathbf{y}^{i-1}$; $\mathbf{x}^{i+1} \leftarrow \mathbf{x}^i$, $\mathbf{y}^{i+1} \leftarrow (\mathbf{y}^i|_{e_i}(\hat{u}_a))$), when

$\delta_a < \delta_b$, update \mathbf{y} first. This iteration index change is only used to ease the analysis.

To prove the theorem, we first prove the following lemmas.

Algorithm 7: Submodular-DoubleGreedy algorithm reformulation (for analysis only) (Bian et al., 2017b)

Input: $\max f(\mathbf{x})$, $\mathbf{x} \in [\underline{\mathbf{u}}, \bar{\mathbf{u}}]$, f is generally non-monotone, $f(\underline{\mathbf{u}}) + f(\bar{\mathbf{u}}) \geq 0$

```

1  $\mathbf{x}^0 \leftarrow \underline{\mathbf{u}}, \mathbf{y}^0 \leftarrow \bar{\mathbf{u}};$ 
2 for  $i = 1, 3, 5, \dots, 2n - 1$  do
3   find  $\hat{u}_a$  s.t.  $f(\mathbf{x}^{i-1}|_{e_i}(\hat{u}_a)) \geq \max_{u_a \in [\underline{u}_{e_i}, \bar{u}_{e_i}]} f(\mathbf{x}^{i-1}|_{e_i}(u_a)) - \delta,$ 
    $\delta_a \leftarrow f(\mathbf{x}^{i-1}|_{e_i}(\hat{u}_a)) - f(\mathbf{x}^{i-1});$  //  $\delta \in [0, \bar{\delta}]$  is the additive error level.
4   find  $\hat{u}_b$  s.t.  $f(\mathbf{y}^{i-1}|_{e_i}(\hat{u}_b)) \geq \max_{u_b \in [\underline{u}_{e_i}, \bar{u}_{e_i}]} f(\mathbf{y}^{i-1}|_{e_i}(u_b)) - \delta,$ 
    $\delta_b \leftarrow f(\mathbf{y}^{i-1}|_{e_i}(\hat{u}_b)) - f(\mathbf{y}^{i-1});$ 
5   if  $\delta_a \geq \delta_b$  then
6      $\mathbf{x}^i \leftarrow (\mathbf{x}^{i-1}|_{e_i}(\hat{u}_a)), \mathbf{y}^i \leftarrow \mathbf{y}^{i-1};$ 
7      $\mathbf{x}^{i+1} \leftarrow \mathbf{x}^i, \mathbf{y}^{i+1} \leftarrow (\mathbf{y}^i|_{e_i}(\hat{u}_a));$ 
8   else
9      $\mathbf{y}^i \leftarrow (\mathbf{y}^{i-1}|_{e_i}(\hat{u}_b)), \mathbf{x}^i \leftarrow \mathbf{x}^{i-1};$ 
10     $\mathbf{y}^{i+1} \leftarrow \mathbf{y}^i, \mathbf{x}^{i+1} \leftarrow (\mathbf{x}^i|_{e_i}(\hat{u}_b));$ 
11 Return  $\mathbf{x}^{2n}$  (or  $\mathbf{y}^{2n}$ ); // note that  $\mathbf{x}^{2n} = \mathbf{y}^{2n}$ 

```

Lemma 6.5 is used to demonstrate that the objective value of each intermediate solution is non-decreasing,

Lemma 6.5. $\forall i = 1, 2, \dots, 2n$, one has,

$$f(\mathbf{x}^i) \geq f(\mathbf{x}^{i-1}) - \delta, \quad f(\mathbf{y}^i) \geq f(\mathbf{y}^{i-1}) - \delta. \quad (6.5)$$

Proof of Lemma 6.5. Let $j := e_i$ be the coordinate that is going to be changed. From submodularity,

$$f(\mathbf{x}^{i-1}|_j(\bar{u}_j)) + f(\mathbf{y}^{i-1}|_j(\underline{u}_j)) \geq f(\mathbf{x}^{i-1}) + f(\mathbf{y}^{i-1}). \quad (6.6)$$

So one can verify that $\delta_a + \delta_b \geq -2\delta$. Let us consider the following two situations:

1) If $\delta_a \geq \delta_b$, \mathbf{x} is changed first.

We can see that the Lemma holds for the first change (where $\mathbf{x}^{i-1} \rightarrow \mathbf{x}^i, \mathbf{y}^i = \mathbf{y}^{i-1}$). For the second change, we are left to prove $f(\mathbf{y}^{i+1}) \geq f(\mathbf{y}^i) - \delta$. From submodularity:

$$f(\mathbf{y}^{i-1}|_j(\hat{u}_a)) + f(\mathbf{x}^{i-1}|_j(\bar{u}_j)) \geq f(\mathbf{x}^{i-1}|_j(\hat{u}_a)) + f(\mathbf{y}^{i-1}). \quad (6.7)$$

Therefore, $f(\mathbf{y}^{i+1}) - f(\mathbf{y}^i) \geq f(\mathbf{x}^{i-1}|_j(\hat{u}_a)) - f(\mathbf{x}^{i-1}|_j(\bar{u}_j)) \geq -\delta$, the last inequality comes from the selection rule of δ_a in the algorithm.

2) Otherwise, $\delta_a < \delta_b$, \mathbf{y} is changed first.

The Lemma holds for the first change ($\mathbf{y}^{i-1} \rightarrow \mathbf{y}^i, \mathbf{x}^i = \mathbf{x}^{i-1}$). For the second change, we are left to prove $f(\mathbf{x}^{i+1}) \geq f(\mathbf{x}^i) - \delta$. From submodularity,

$$f(\mathbf{x}^{i-1}|_j(\hat{u}_b)) + f(\mathbf{y}^{i-1}|_j(\underline{u}_j)) \geq f(\mathbf{y}^{i-1}|_j(\hat{u}_b)) + f(\mathbf{x}^{i-1}). \quad (6.8)$$

So $f(\mathbf{x}^{i+1}) - f(\mathbf{x}^i) \geq f(\mathbf{y}^{i-1}|_j(\hat{u}_b)) - f(\mathbf{y}^{i-1}|_j(\underline{u}_j)) \geq -\delta$, the last inequality also comes from the selection rule of δ_b . \square

Let $OPT^i := (\mathbf{x}^* \vee \mathbf{x}^i) \wedge \mathbf{y}^i$, it is easy to observe that $OPT^0 = \mathbf{x}^*$ and $OPT^{2n} = \mathbf{x}^{2n} = \mathbf{y}^{2n}$.

Lemma 6.6. $\forall i = 1, 2, \dots, 2n$, it holds,

$$f(OPT^{i-1}) - f(OPT^i) \leq f(\mathbf{x}^i) - f(\mathbf{x}^{i-1}) + f(\mathbf{y}^i) - f(\mathbf{y}^{i-1}) + 2\delta. \quad (6.9)$$

Before proving Lemma 6.6, let us get some intuition about it. We can see that when changing i from 0 to $2n$, the objective value changes from the optimal value $f(\mathbf{x}^*)$ to the value returned by the algorithm: $f(\mathbf{x}^{2n})$. Lemma 6.6 is then used to bound the objective loss from the assumed optimal objective in each iteration.

Proof. Let $j := e_i$ be the coordinate that will be changed.

First of all, let us assume \mathbf{x} is changed, \mathbf{y} is kept unchanged ($\mathbf{x}^i \neq \mathbf{x}^{i-1}, \mathbf{y}^i = \mathbf{y}^{i-1}$), this could happen in four situations: **1.1**) $x_j^i \leq x_j^*$ and $\delta_a \geq \delta_b$; **1.2**) $x_j^i \leq x_j^*$ and $\delta_a < \delta_b$; **2.1**) $x_j^i > x_j^*$ and $\delta_a \geq \delta_b$; **2.2**) $x_j^i > x_j^*$ and $\delta_a < \delta_b$. Let us prove the four situations one by one.

If $x_j^i \leq x_j^*$, the Lemma holds in the following two situations:

1.1) When $\delta_a \geq \delta_b$, it happens in the first change: $x_j^i = \hat{u}_a \leq x_j^*$, so $OPT^i = OPT^{i-1}$; According to Lemma 6.5, $\delta_a + \delta_b \geq -2\delta$, so $f(\mathbf{x}^i) - f(\mathbf{x}^{i-1}) + f(\mathbf{y}^i) - f(\mathbf{y}^{i-1}) + 2\delta \geq 0$, so the Lemma holds;

1.2) When $\delta_a < \delta_b$, it happens in the second change: $x_j^i = \hat{u}_b \leq x_j^*$, $y_j^i = y_j^{i-1} = \hat{u}_b$, and since $OPT^{i-1} = (\mathbf{x}^* \vee \mathbf{x}^{i-1}) \wedge \mathbf{y}^{i-1}$, so $OPT_j^{i-1} = \hat{u}_b$ and $OPT_j^i = \hat{u}_b$, so one still has $OPT^i = OPT^{i-1}$. So it amounts to prove that $\delta_a + \delta_b \geq -2\delta$, which is true according to Lemma 6.5.

Else if $x_j^i > x_j^*$, it holds that $OPT_j^i = x_j^i$, all other coordinates of OPT^{i-1} remain unchanged. The Lemma holds in the following two situations:

2.1) When $\delta_a \geq \delta_b$, it happens in the first change. One has $OPT_j^i = x_j^i = \hat{u}_a$, $x_j^{i-1} = \underline{u}_j$, so $OPT_j^{i-1} = x_j^*$. And $x_j^i = \hat{u}_a > x_j^*$, $y_j^{i-1} = \bar{u}_j$. From submodularity,

$$f(OPT^i) + f(\mathbf{y}^{i-1}|_j(x_j^*)) \geq f(OPT^{i-1}) + f(\mathbf{y}^{i-1}|_j(\hat{u}_a)). \quad (6.10)$$

Suppose by virtue of contradiction that,

$$f(OPT^{i-1}) - f(OPT^i) > f(\mathbf{x}^i) - f(\mathbf{x}^{i-1}) + 2\delta. \quad (6.11)$$

Summing Equations (6.10) and (6.11) we get:

$$0 > f(\mathbf{x}^i) - f(\mathbf{x}^{i-1}) + \delta + f(\mathbf{y}^{i-1}|_j(\hat{u}_a)) - f(\mathbf{y}^{i-1}|_j(x_j^*)) + \delta. \quad (6.12)$$

Because $\delta_a \geq \delta_b$ then from the selection rule of δ_b ,

$$\delta_a = f(\mathbf{x}^i) - f(\mathbf{x}^{i-1}) \geq \delta_b \geq f(\mathbf{y}^{i-1}|_j(c)) - f(\mathbf{y}^{i-1}) - \delta, \forall \underline{u}_j \leq c \leq \bar{u}_j. \quad (6.13)$$

Setting $c = x_j^*$ and substitute (6.13) into (6.12), one can get,

$$0 > f(\mathbf{y}^{i-1}|_j(\hat{u}_a)) - f(\mathbf{y}^{i-1}) + \delta = f(\mathbf{y}^{i+1}) - f(\mathbf{y}^i) + \delta, \quad (6.14)$$

which contradicts with Lemma 6.5.

2.2) When $\delta_a < \delta_b$, it happens in the second change. $y_j^{i-1} = \hat{u}_b$, $x_j^i = \hat{u}_b > x_j^*$, $OPT_j^i = \hat{u}_b$, $OPT_j^{i-1} = x_j^*$. From submodularity,

$$f(OPT^i) + f(\mathbf{y}^{i-1}|_j(x_j^*)) \geq f(OPT^{i-1}) + f(\mathbf{y}^{i-1}|_j(\hat{u}_b)). \quad (6.15)$$

Suppose by virtue of contradiction that,

$$f(OPT^{i-1}) - f(OPT^i) > f(\mathbf{x}^i) - f(\mathbf{x}^{i-1}) + 2\delta. \quad (6.16)$$

Summing Equations 6.15 and 6.16 we get:

$$0 > f(\mathbf{x}^i) - f(\mathbf{x}^{i-1}) + \delta + f(\mathbf{y}^{i-1}|_j(\hat{u}_b)) - f(\mathbf{y}^{i-1}|_j(x_j^*)) + \delta. \quad (6.17)$$

From Lemma 6.5 we have $f(\mathbf{x}^i) - f(\mathbf{x}^{i-1}) + \delta \geq 0$, so $0 > f(\mathbf{y}^{i-1}|_j(\hat{u}_b)) - f(\mathbf{y}^{i-1}|_j(x_j^*)) + \delta$, which contradicts with the selection rule of δ_b .

The case when \mathbf{y} is changed, \mathbf{x} is kept unchanged is similar, the proof of which is omitted here. \square

With Lemma 6.6 at hand, one can prove Theorem 6.2: Taking a sum over i from 1 to $2n$, one can get,

$$\begin{aligned} f(OPT^0) - f(OPT^{2n}) &\leq f(\mathbf{x}^{2n}) - f(\mathbf{x}^0) + f(\mathbf{y}^{2n}) - f(\mathbf{y}^0) + 4n\delta \\ &= f(\mathbf{x}^{2n}) + f(\mathbf{y}^{2n}) - (f(\mathbf{u}) + f(\bar{\mathbf{u}})) + 4n\delta \\ &\leq f(\mathbf{x}^{2n}) + f(\mathbf{y}^{2n}) + 4n\delta. \end{aligned} \quad (6.18)$$

Then it is easy to see that $f(\mathbf{x}^{2n}) = f(\mathbf{y}^{2n}) \geq \frac{1}{3}f(\mathbf{x}^*) - \frac{4n}{3}\delta$.

6.6.3 Proof of Observation 6.3

Proof of Observation 6.3. The proof is very similar to the that of (Bian et al., 2017b, Proposition 5), so we just briefly explain here. One observation is that the multilinear extension of a submodular set function is also continuous DR-submodular, so we can use the same reduction as in (Bian et al., 2017b, Proposition 5) to prove the hardness results as above. \square

6.6.4 Detailed Proof of Theorem 6.4

Detailed Proof of Theorem 6.4. Define $\mathbf{o}^k := (\mathbf{x}^* \vee \mathbf{x}^k) \wedge \mathbf{y}^k$. It is clear that $\mathbf{o}^0 = \mathbf{x}^*$ and $\mathbf{o}^n = \mathbf{x}^n = \mathbf{y}^n$. One can notice that as Algorithm 6 progresses, \mathbf{o}^k moves from \mathbf{x}^* to \mathbf{x}^n (or \mathbf{y}^n).

Let $r_a = \frac{\delta_a}{\delta_a + \delta_b}$, $r_b = 1 - r_a$, $u = r_a u_a + (1 - r_a) u_b$.

Firstly, using DR-submodularity, we prove that in each iteration, if we were to flip the 1-D subproblem solutions of \mathbf{x} and \mathbf{y} , it still does not decrease the function value (in the error-free case $\delta = 0$).

Lemma 6.7. *For all $k = 1, \dots, n$, it holds that,*

$$\begin{aligned} f(\mathbf{x}^{k-1}|_{v_k}(u_b)) - f(\mathbf{x}^{k-1}) &\geq -\delta/n, \\ f(\mathbf{y}^{k-1}|_{v_k}(u_a)) - f(\mathbf{y}^{k-1}) &\geq -\delta/n. \end{aligned} \quad (6.19)$$

Proof of Lemma 6.7. One can observe that $\mathbf{x}^{k-1} \lesssim \mathbf{y}^{k-1}$, so from DR-submodularity: $f(\mathbf{x}^{k-1}|_{v_k}(u_b)) - f(\mathbf{x}^{k-1}) \geq f(\mathbf{y}^{k-1}|_{v_k}(u_b)) - f(\mathbf{y}^{k-1}|_{v_k}(a_{v_k})) \geq -\frac{\delta}{n}$.

Similarly, because of that $\mathbf{x}^{k-1} \lesssim \mathbf{y}^{k-1}$ and $u_a \leq b_{v_k}$, from DR-submodularity: $f(\mathbf{y}^{k-1}|_{v_k}(u_a)) - f(\mathbf{y}^{k-1}) \geq f(\mathbf{x}^{k-1}|_{v_k}(u_a)) - f(\mathbf{x}^{k-1}|_{v_k}(b_{v_k})) \geq -\frac{\delta}{n}$. \square

Then using the new update rule and the DR property, we show that the loss on intermediate variables $f(\mathbf{o}^{k-1}) - f(\mathbf{o}^k)$ can be upper bounded by the increase of the objective value in \mathbf{x} and \mathbf{y} times 1/2.

Lemma 6.8. *For all $k = 1, \dots, n$, it holds that,*

$$\begin{aligned} f(\mathbf{o}^{k-1}) - f(\mathbf{o}^k) & \\ &\leq \frac{1}{2} \left[f(\mathbf{x}^k) - f(\mathbf{x}^{k-1}) + f(\mathbf{y}^k) - f(\mathbf{y}^{k-1}) \right] + \frac{2.5\delta}{n}. \end{aligned} \quad (6.20)$$

Proof of Lemma 6.8. Step I:

Let us try to lower bound the RHS of Lemma 6.8.

$$\begin{aligned} f(\mathbf{x}^k) - f(\mathbf{x}^{k-1}) &= f(\mathbf{x}^{k-1}|_{v_k}(r_a u_a + r_b u_b)) - f(\mathbf{x}^{k-1}) \\ &\stackrel{\textcircled{1}}{\geq} r_a f(\mathbf{x}^{k-1}|_{v_k}(u_a)) + r_b f(\mathbf{x}^{k-1}|_{v_k}(u_b)) - f(\mathbf{x}^{k-1}) \\ &= r_a [f(\mathbf{x}^{k-1}|_{v_k}(u_a)) - f(\mathbf{x}^{k-1})] + r_b [f(\mathbf{x}^{k-1}|_{v_k}(u_b)) - f(\mathbf{x}^{k-1})] \\ &\stackrel{\textcircled{2}}{\geq} r_a \delta_a - r_b \frac{\delta}{n}, \end{aligned} \quad (6.21)$$

where ① is because of that f is concave along one coordinate, ② is from Lemma 6.7.

Similarly,

$$\begin{aligned}
 f(\mathbf{y}^k) - f(\mathbf{y}^{k-1}) &= f(\mathbf{y}^{k-1}|_{v_k}(r_a u_a + r_b u_b)) - f(\mathbf{y}^{k-1}) & (6.22) \\
 &\geq r_a f(\mathbf{y}^{k-1}|_{v_k}(u_a)) + r_b f(\mathbf{y}^{k-1}|_{v_k}(u_b)) - f(\mathbf{y}^{k-1}) \\
 &= r_a [f(\mathbf{y}^{k-1}|_{v_k}(u_a)) - f(\mathbf{y}^{k-1})] + r_b [f(\mathbf{y}^{k-1}|_{v_k}(u_b)) - f(\mathbf{y}^{k-1})] \\
 &\geq -r_a \frac{\delta}{n} + r_b \delta_b.
 \end{aligned}$$

So it holds that

$$f(\mathbf{x}^k) - f(\mathbf{x}^{k-1}) + f(\mathbf{y}^k) - f(\mathbf{y}^{k-1}) \geq r_a \delta_a + r_b \delta_b - \frac{\delta}{n} = \frac{\delta_a^2 + \delta_b^2}{\delta_a + \delta_b} - \frac{\delta}{n}. \quad (6.23)$$

Step II:

Now let us upper bound the LHS of Lemma 6.8.

Notice that $\mathbf{o}^{k-1} := (\mathbf{x}^* \vee \mathbf{x}^{k-1}) \wedge \mathbf{y}^{k-1}$. For \mathbf{o}^{k-1} , its v_k -th coordinate is $x_{v_k}^*$. From \mathbf{o}^{k-1} to \mathbf{o}^k , its v_k -th coordinate changes to be u . So,

$$f(\mathbf{o}^{k-1}) - f(\mathbf{o}^k) = f(\mathbf{o}^{k-1}|_{v_k}(x_{v_k}^*)) - f(\mathbf{o}^{k-1}|_{v_k}(u)) \quad (6.24)$$

Let us consider the following two situations:

1. $x_{v_k}^* \leq u$.

In this case:

$$\begin{aligned}
& f(\mathbf{o}^{k-1}) - f(\mathbf{o}^k) \tag{6.25} \\
&= f(\mathbf{o}^{k-1}|_{v_k}(x_{v_k}^*)) - f(\mathbf{o}^{k-1}|_{v_k}(u)) \\
&\stackrel{\textcircled{3}}{\leq} f(\mathbf{y}^{k-1}|_{v_k}(x_{v_k}^*)) - f(\mathbf{y}^{k-1}|_{v_k}(u)) \\
&= f(\mathbf{y}^{k-1}|_{v_k}(x_{v_k}^*)) - f(\mathbf{y}^{k-1}|_{v_k}(r_a u_a + r_b u_b)) \\
&\stackrel{\textcircled{4}}{\leq} r_a [f(\mathbf{y}^{k-1}|_{v_k}(x_{v_k}^*)) - f(\mathbf{y}^{k-1}|_{v_k}(u_a))] + r_b [f(\mathbf{y}^{k-1}|_{v_k}(x_{v_k}^*)) - f(\mathbf{y}^{k-1}|_{v_k}(u_b))] \\
&\leq r_a [f(\mathbf{y}^{k-1}|_{v_k}(x_{v_k}^*)) - f(\mathbf{y}^{k-1}|_{v_k}(u_a))] + r_b \frac{\delta}{n} \quad (\text{selection rule of Algorithm 6}) \\
&\stackrel{\textcircled{5}}{\leq} r_a [f(\mathbf{y}^{k-1}|_{v_k}(u_b)) + \frac{\delta}{n} - (f(\mathbf{y}^{k-1}) - \frac{\delta}{n})] + r_b \frac{\delta}{n} \\
&\leq r_a \delta_b + (2r_a + r_b) \frac{\delta}{n},
\end{aligned}$$

where $\textcircled{3}$ is because $\mathbf{o}^{k-1} \leq \mathbf{y}^{k-1}$ and DR-submodularity of f , $\textcircled{4}$ is from concavity of f along one coordinate, $\textcircled{5}$ is because of the selection rule of Algorithm 6 and Lemma 6.7.

2. $x_{v_k}^* > u$:

In this case:

$$\begin{aligned}
& f(\mathbf{o}^{k-1}) - f(\mathbf{o}^k) \tag{6.26} \\
&= f(\mathbf{o}^{k-1}|_{v_k}(x_{v_k}^*)) - f(\mathbf{o}^{k-1}|_{v_k}(u)) \\
&\leq f(\mathbf{x}^{k-1}|_{v_k}(x_{v_k}^*)) - f(\mathbf{x}^{k-1}|_{v_k}(u)) \quad (\mathbf{o}^{k-1} \succeq \mathbf{x}^{k-1} \text{ \& DR-submodularity}) \\
&= f(\mathbf{x}^{k-1}|_{v_k}(x_{v_k}^*)) - f(\mathbf{x}^{k-1}|_{v_k}(r_a u_a + r_b u_b)) \\
&\leq r_a [f(\mathbf{x}^{k-1}|_{v_k}(x_{v_k}^*)) - f(\mathbf{x}^{k-1}|_{v_k}(u_a))] + r_b [f(\mathbf{x}^{k-1}|_{v_k}(x_{v_k}^*)) - f(\mathbf{x}^{k-1}|_{v_k}(u_b))] \\
&\leq r_a \frac{\delta}{n} + r_b [f(\mathbf{x}^{k-1}|_{v_k}(x_{v_k}^*)) - f(\mathbf{x}^{k-1}|_{v_k}(u_b))] \\
&\leq r_a \frac{\delta}{n} + r_b [(f(\mathbf{x}^{k-1}|_{v_k}(u_a)) + \frac{\delta}{n}) - (f(\mathbf{x}^{k-1}) - \frac{\delta}{n})] \\
&= r_b \delta_a + (2r_b + r_a) \frac{\delta}{n}
\end{aligned}$$

We can conclude that in both the above cases, it holds that

$$f(\mathbf{o}^{k-1}) - f(\mathbf{o}^k) \leq \frac{\delta_a \delta_b}{\delta_a + \delta_b} + \frac{2\delta}{n}. \tag{6.27}$$

Combining Equation (6.23) and Equation (6.27) we can get,

$$\frac{1}{2}[f(\mathbf{x}^k) - f(\mathbf{x}^{k-1}) + f(\mathbf{y}^k) - f(\mathbf{y}^{k-1})] \geq f(\mathbf{o}^{k-1}) - f(\mathbf{o}^k) - \frac{2.5\delta}{n}. \quad (6.28)$$

Thus we reach Lemma 6.8.

□

Now we can finalize the proof. For Lemma 6.8, let us sum for $k = 1, \dots, n$, we can get,

$$f(\mathbf{x}^*) - f(\mathbf{x}^n) \leq \frac{1}{2}[f(\mathbf{x}^n) - f(\mathbf{a}) + f(\mathbf{y}^n) - f(\mathbf{b})] + 2.5\delta. \quad (6.29)$$

After rearrangement, one can show that $f(\mathbf{x}^n) \geq \frac{1}{2}f(\mathbf{x}^*) + \frac{1}{4}[f(\mathbf{a}) + f(\mathbf{b})] - \frac{5\delta}{4}$.

□

MAXIMIZING NON-MONOTONE CONTINUOUS DR-SUBMODULAR FUNCTIONS WITH A DOWN-CLOSED CONVEX CONSTRAINT

Yin and Yang are one vital force – the primordial aura.

– Wang Yangming

In this chapter, we study the problem of maximizing a non-monotone continuous DR-submodular function subject to a down-closed convex constraint, i.e.,

$$\max_{\mathbf{x} \in \mathcal{P} \subseteq \mathcal{X}} f(\mathbf{x}), \quad (7.1)$$

where $f : \mathcal{X} \rightarrow \mathbb{R}$ is DR-submodular, \mathcal{P} is convex and down-closed.

Non-monotone DR-submodular maximization is strictly harder than the monotone setting. For the simple situation with only one unit hypercube constraint ($\mathcal{P} = [0, 1]^n$), we have the $1/2$ inapproximability result, as shown in Observation 6.3.

7.1. Two-Phase Algorithm: Applying the Local-Global Relation

By directly applying the local-global relation in Section 3.3.2, we present the Two-Phase algorithm in Algorithm 8. It is generalized from the “two-phase”

Algorithm 8: The Two-Phase Algorithm (Bian et al., 2017a)

Input: $\max_{\mathbf{x} \in \mathcal{P}} f(\mathbf{x})$, stopping tolerances ϵ_1, ϵ_2 , #iterations K_1, K_2
 $\mathbf{x} \leftarrow \text{Non-convex Frank-Wolfe}(f, \mathcal{P}, K_1, \epsilon_1, \mathbf{x}^0); \quad // \mathbf{x}^0 \in \mathcal{P}$
 $\mathcal{Q} \leftarrow \mathcal{P} \cap \{\mathbf{y} \in \mathbb{R}_+^n \mid \mathbf{y} \lesssim \bar{\mathbf{u}} - \mathbf{x}\};$
 $\mathbf{z} \leftarrow \text{Non-convex Frank-Wolfe}(f, \mathcal{Q}, K_2, \epsilon_2, \mathbf{z}^0); \quad // \mathbf{z}^0 \in \mathcal{Q}$
Output: $\arg \max\{f(\mathbf{x}), f(\mathbf{z})\};$

method in Chekuri et al. (2014) and Gillenwater et al. (2012). It invokes a non-convex solver (we use the Non-convex FW by Lacoste-Julien (2016); pseudocode is included in Algorithm 2 of Section 5.2.1) to find approximately stationary points in \mathcal{P} and \mathcal{Q} , respectively, then returns the solution with the larger function value.

Though we use Non-convex FW as a subroutine here, it is noteworthy that any algorithm that is guaranteed to find an approximately stationary point can be plugged into Algorithm 8 as a subroutine. We give an improved approximation bound by considering more properties of DR-submodular functions. Borrowing the results of Lacoste-Julien (2016), we get the following,

Theorem 7.1. *The output of Algorithm 8 satisfies,*

$$\begin{aligned} \max\{f(\mathbf{x}), f(\mathbf{z})\} &\geq \frac{\mu}{8} (\|\mathbf{x} - \mathbf{x}^*\|^2 + \|\mathbf{z} - \mathbf{z}^*\|^2) \\ &+ \frac{1}{4} \left[f(\mathbf{x}^*) - \min \left\{ \frac{\max\{2h_1, C_f(\mathcal{P})\}}{\sqrt{K_1 + 1}}, \epsilon_1 \right\} - \min \left\{ \frac{\max\{2h_2, C_f(\mathcal{Q})\}}{\sqrt{K_2 + 1}}, \epsilon_2 \right\} \right], \end{aligned} \quad (7.2)$$

where $h_1 := \max_{\mathbf{x} \in \mathcal{P}} f(\mathbf{x}) - f(\mathbf{x}^0)$, $h_2 := \max_{\mathbf{z} \in \mathcal{Q}} f(\mathbf{z}) - f(\mathbf{z}^0)$ are the initial sub-optimality, $C_f(\mathcal{P}) := \sup_{\mathbf{x}, \mathbf{v} \in \mathcal{P}, \gamma \in (0, 1], \mathbf{y} = \mathbf{x} + \gamma(\mathbf{v} - \mathbf{x})} \frac{2}{\gamma^2} (f(\mathbf{y}) - f(\mathbf{x}) - (\mathbf{y} - \mathbf{x})^\top \nabla f(\mathbf{x}))$ is the curvature of f w.r.t. \mathcal{P} , and $\mathbf{z}^* = \mathbf{x} \vee \mathbf{x}^* - \mathbf{x}$.

Theorem 7.1 indicates that Algorithm 8 has a $1/4$ approximation guarantee and $1/\sqrt{k}$ rate of convergence. However, it has good empirical performance as demonstrated by the practical experiments. Informally, this can be partially explained by the term $\frac{\mu}{8} (\|\mathbf{x} - \mathbf{x}^*\|^2 + \|\mathbf{z} - \mathbf{z}^*\|^2)$ in (7.2): if \mathbf{x} strongly deviates from \mathbf{x}^* , then this term will augment the bound; if \mathbf{x} is close to \mathbf{x}^* , by the smoothness of f , it should be close to optimal.

7.2. Shrunken FW: Follow Concavity and Shrink Constraint

Algorithm 9: The Shrunken FW Algorithm for Non-monotone DR-submodular Maximization (Bian et al., 2017a)

Input: $\max_{\mathbf{x} \in \mathcal{P}} f(\mathbf{x})$; #iterations K ; step size $\gamma = 1/K$.

```

1  $\mathbf{x}^0 \leftarrow \mathbf{0}, t^0 \leftarrow 0, k \leftarrow 0;$  //  $k$ : iteration index,  $t^k$ : cumulative step size
2 while  $t^k < 1$  do
3    $\mathbf{v}^k \leftarrow \arg \max_{\mathbf{v} \in \mathcal{P}, \mathbf{v} \lesssim \bar{\mathbf{u}} - \mathbf{x}^k} \langle \mathbf{v}, \nabla f(\mathbf{x}^k) \rangle;$  // shrunken LMO
4   use uniform step size  $\gamma_k = \gamma$ ; set  $\gamma_k \leftarrow \min\{\gamma_k, 1 - t^k\}$ ;
5    $\mathbf{x}^{k+1} \leftarrow \mathbf{x}^k + \gamma_k \mathbf{v}^k, t^{k+1} \leftarrow t^k + \gamma_k, k \leftarrow k + 1;$ 
Output:  $\mathbf{x}^K$ ; // suppose there are  $K$  iterations in total

```

Algorithm 9 summarizes the Shrunken FW variant, which is inspired by the unified continuous greedy algorithm in Feldman et al. (2011) for maximizing the multilinear extension of a submodular set function.

It initializes the solution \mathbf{x}^0 to be $\mathbf{0}$, and maintains t^k as the cumulative step size. At iteration k , it maximizes the linearization of f over a “shrunken” constraint set $\{\mathbf{v} \mid \mathbf{v} \in \mathcal{P}, \mathbf{v} \lesssim \bar{\mathbf{u}} - \mathbf{x}^k\}$, which is different from the classical LMO of Frank-Wolfe-style algorithms (hence we refer to it as the “shrunken LMO”). Then it employs an update step in the direction \mathbf{v}^k chosen by the LMO with a uniform step size $\gamma_k = \gamma$. The cumulative step size t^k is used to ensure that the overall step sizes sum to one, thus the output solution \mathbf{x}^K is a convex combination of the LMO outputs, hence also lies in \mathcal{P} .

The shrunken LMO (Step 3) is the key difference compared to the Submodular FW variant in Bian et al. (2017b) (detailed in Algorithm 4). Therefore, we call Algorithm 9 Shrunken FW. The extra constraint $\mathbf{v} \lesssim \bar{\mathbf{u}} - \mathbf{x}^k$ is added to prevent too aggressive growth of the solution, since in the non-monotone setting such aggressive growth may hurt the overall performance.

The next theorem states the guarantees of Shrunken FW in Algorithm 9.

Theorem 7.2. Consider Algorithm 9 with uniform step size γ . For $k = 1, \dots, K$ it holds that,

$$f(\mathbf{x}^k) \geq t^k e^{-t^k} f(\mathbf{x}^*) - \frac{LD^2}{2} k \gamma^2 - O(\gamma^2) f(\mathbf{x}^*). \quad (7.3)$$

By observing that $t^K = 1$ and applying Theorem 7.2, we get the following Corollary:

Corollary 7.3. *The output of Algorithm 9 satisfies*

$$f(\mathbf{x}^K) \geq \frac{1}{e}f(\mathbf{x}^*) - \frac{LD^2}{2K} - O\left(\frac{1}{K^2}\right)f(\mathbf{x}^*). \quad (7.4)$$

Corollary 7.3 shows that Algorithm 9 enjoys a sublinear convergence rate towards some point \mathbf{x}^K inside \mathcal{P} , with a $1/e$ approximation guarantee.

PROOF SKETCH OF THEOREM 7.2: The proof is by induction. To prepare the building blocks, we first of all show that the growth of \mathbf{x}^k is indeed bounded,

Lemma 7.4 (Bounding the growth of \mathbf{x}^k). *Assume $\mathbf{x}^0 = \mathbf{0}$. For $k = 0, \dots, K - 1$, it holds,*

$$x_i^k \leq \bar{u}_i[1 - (1 - \gamma)^{t^k/\gamma}], \forall i \in [n]. \quad (7.5)$$

Then the following Lemma provides a lower bound, which depends on the global optimum,

Lemma 7.5 (Generalized from Lemma 7 of Chekuri et al. (2015)). *Given $\theta \in (\mathbf{0}, \bar{\mathbf{u}}]$, let $\lambda' = \min_{i \in [n]} \frac{\bar{u}_i}{\theta_i}$. Then for all $\mathbf{x} \in [\mathbf{0}, \theta]$, it holds,*

$$f(\mathbf{x} \vee \mathbf{x}^*) \geq \left(1 - \frac{1}{\lambda'}\right)f(\mathbf{x}^*). \quad (7.6)$$

Then the key ingredient for induction is the relation between $f(\mathbf{x}^{k+1})$ and $f(\mathbf{x}^k)$ indicated by:

Claim 7.6. *For $k = 0, \dots, K - 1$ it holds,*

$$f(\mathbf{x}^{k+1}) \geq (1 - \gamma)f(\mathbf{x}^k) + \gamma(1 - \gamma)^{t^k/\gamma}f(\mathbf{x}^*) - \frac{LD^2}{2}\gamma^2. \quad (7.7)$$

It is derived by a combination of the quadratic lower bound in Equation (3.9), Lemma 7.4 and Lemma 7.5.

7.2.1 Remarks on the Two Algorithms.

Notice that though the Two-Phase algorithm has an inferior guarantee compared to Shrunk FW, it is still of interest: i) It preserves flexibility in using a wide range of existing solvers for finding an (approximately) stationary point. ii) The guarantees that we present rely on a worst-case analysis. The empirical performance of the Two-Phase algorithm is often comparable or better than that of Shrunk FW. This suggests to explore more properties in concrete problems that may favor the Two-Phase algorithm.

7.3. Experiments

7.3.1 Maximizing Softmax Extensions

With some derivation, one can see the derivative of the softmax extension in Equation (4.11) is:

$$\nabla_i f(\mathbf{x}) = \text{tr}\{[\text{diag}(\mathbf{x})(\mathbf{L} - \mathbf{I}) + \mathbf{I}]^{-1}[(\mathbf{L} - \mathbf{I})_i]\}, \forall i \in [n], \quad (7.8)$$

where $(\mathbf{L} - \mathbf{I})_i$ denotes the matrix obtained by zeroing all entries except for the i^{th} row of $(\mathbf{L} - \mathbf{I})$. Let $\mathbf{C} := (\text{diag}(\mathbf{x})(\mathbf{L} - \mathbf{I}) + \mathbf{I})^{-1}$, $\mathbf{D} := (\mathbf{L} - \mathbf{I})$, one can see that $\nabla_i f(\mathbf{x}) = \mathbf{D}_i^\top \mathbf{C}_{\cdot i}$, which gives an efficient way to calculate the gradient $\nabla f(\mathbf{x})$.

RESULTS ON SYNTHETIC DATA. We generate the softmax objectives (see (4.11)) in the following way: first generate the n eigenvalues $\mathbf{d} \in \mathbb{R}_+^n$, each evenly distributed in $[0, 10]$, and set $\mathbf{D} = \text{diag}(\mathbf{d})$. After generating a random unitary matrix \mathbf{U} , we set $\mathbf{L} = \mathbf{U}\mathbf{D}\mathbf{U}^\top$. One can verify that \mathbf{L} is positive semidefinite and has eigenvalues as the entries of \mathbf{d} . Then we generate one cardinality constraint in the form of $\mathbf{A}\mathbf{x} \lesssim \mathbf{b}$, where $\mathbf{A} = \mathbf{1}^{1 \times n}$ and $\mathbf{b} = 0.5n$.

Function value trajectories returned by different solvers are shown in Figure 7.1. One can observe that Two-Phase FW has the fastest convergence.

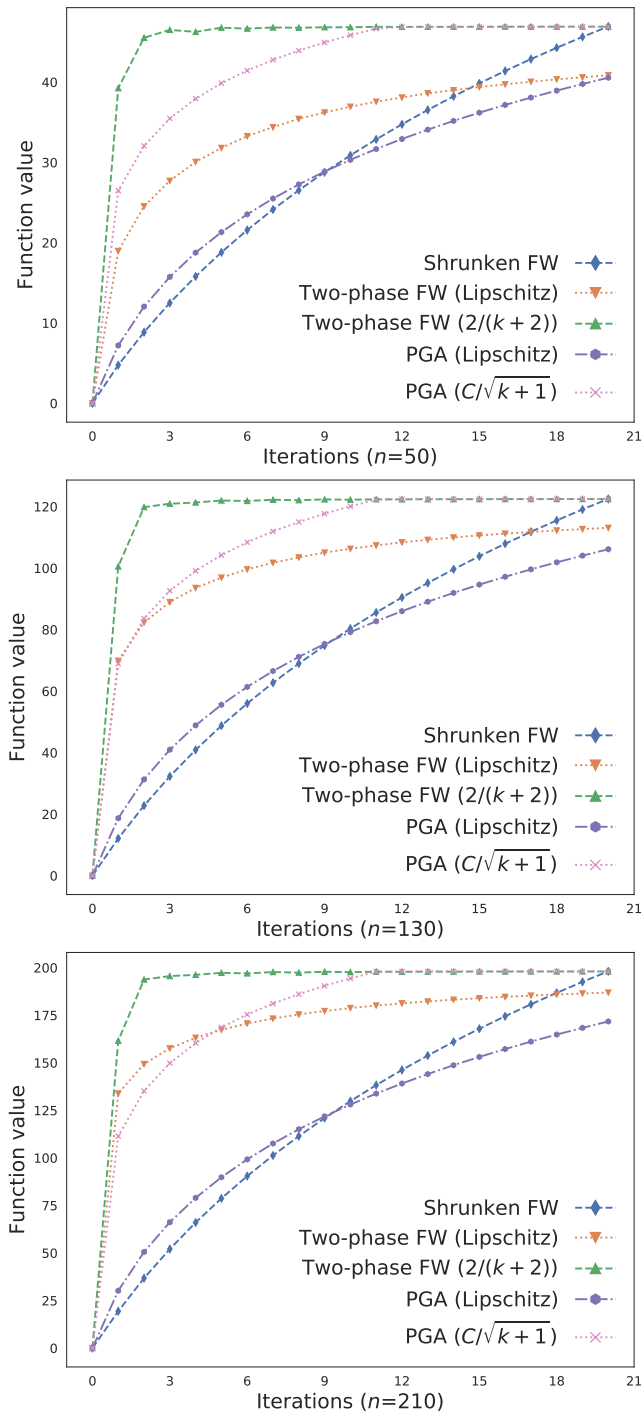


Figure 7.1: Trajectories of different solvers on Softmax instances with one cardinality constraint.

Shrunken FW converges slower, however, it can always return a high function value finally. The performance of PGA highly depends on the hyperparameters of the step sizes.

7.3.2 Revenue Maximization with Continuous Assignments

Given a social connection graph with nodes denoting n users and edges encoding their connection strength, the viral marketing strategy suggests to choose a small subset of buyers to give them some product for free, to trigger a cascade of further adoptions through “word-of-mouth” effects, in order to maximize the total revenue (Hartline et al., 2008).

One model with “discrete” product assignments was used by Soma et al. (2017) and Dürr et al. (2019), which is motivated by the observation that giving a user more free products increases the likelihood that the user will advocate this product. It is also natural to consider continuous product assignments which is suitable for products that will be given to users to try for a certain period (e.g., a new software).

The model can be viewed as a simplified variant of the Influence-and-Exploit (IE) strategy of Hartline et al. (2008). In the *influence* stage, for each of the user i , if giving him x_i units of products for free, the user becomes an advocate of the product with probability $1 - q^{x_i}$ (independently from other users), where $q \in (0, 1)$ is a parameter. In the *exploit* stage: suppose that a set S of users advocate the product while the complement set $\mathcal{V} \setminus S$ of users do not. Now the revenue comes from the users in $\mathcal{V} \setminus S$, and they will be influenced by the advocates with revenue proportional to the edge weights. So the expected revenue is a function $f : \mathbb{R}_+^{\mathcal{V}} \rightarrow \mathbb{R}_+$:

$$f(\mathbf{x}) = \mathbb{E}_S \left[\sum_{i \in S} \sum_{j \in \mathcal{V} \setminus S} W_{ij} \right] = \sum_{i \in \mathcal{V}} \sum_{j \in \mathcal{V} \setminus \{i\}} W_{ij} (1 - q^{x_i}) q^{x_j}, \quad (7.9)$$

where \mathbf{W} is the adjacency matrix of the social connection graph.

7.3.2.1 Experimental Setting

We experimented with several real-world graphs from the Konect network collection (Kunegis, 2013)¹ and the SNAP² dataset. The graph datasets and corresponding experimental parameters are documented in Table 7.1.

Table 7.1: Graph datasets and corresponding experimental parameters

Dataset	n	#edges	q	budget b
“Reality Mining”	96	1,086,404 (multiedge)	0.75	$0.2nu$
“Residence hall”	217	2,672	0.75	$0.4nu$
“Infectious”	410	17,298	0.7	$0.2nu$
“U. Rovira i Virgili”	1,133	5,451	0.8	$0.2nu$
“ego Facebook”	4,039	88,234	0.9	$0.1nu$

For a specific example, the “Reality Mining” (Eagle et al., 2006) dataset³ contains the contact data of 96 persons through tracking 100 mobile phones. The dataset was collected in 2004 over the course of nine months and represents approximately 500,000 hours of data on users’ location, communication and device usage behavior. Here one contact could mean a phone call, Bluetooth sensor proximity or physical location proximity. We use the number of contacts as the weight of an edge, by assuming that the more contacts happen between two persons, stronger the connection strength should be.

7.3.2.2 Experimental Results

RESULTS ON A SMALL GRAPH WITH VISUALIZATION. We firstly tested on a small graph for a sanity check. It has to be small enough in order to visualize the results on the graph. To achieve this test goal, we select a subgraph from the “Reality Mining” dataset by taking the first 5 users/nodes, the nodes and number of contacts amongst nodes are shown in Figure 7.2a.

¹ <http://konect.uni-koblenz.de/networks>

² <http://snap.stanford.edu/>

³ <http://konect.uni-koblenz.de/networks/mit>, and
<http://realitycommons.media.mit.edu/realitymining.html>

For ease of illustration, we label the 5 users as “A, B, C, D, E”. One can see that there are different level of contacts between different users, for example, there are 22,194 contacts between A and B, while there are only 82 contacts between E and C.

Figure 7.2b traces the trajectories of different algorithms when maximizing the revenue objective. They were all run for 20 iterations. One can see that Shrunken FW and Two-Phase FW reach higher revenue than PGA algorithms. Notice that Shrunken FW and Two-Phase FW with oblivious step sizes do not need to tune any hyperparameters, while the others need to adapt the Lipschitz parameter L and the constant C to determine the step sizes.

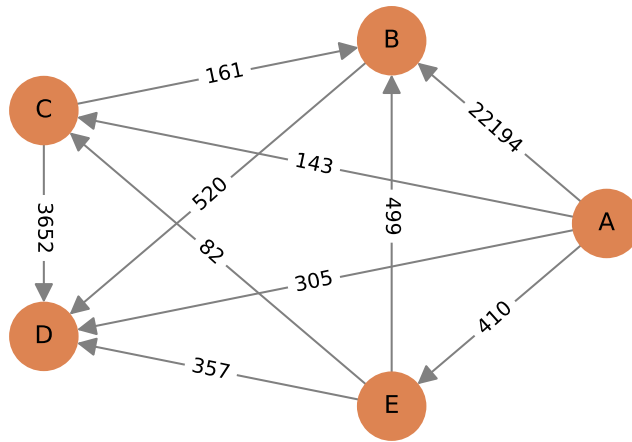
One may ask the question: How does the assignment look like for different algorithms? In order to show this behavior, we visualize the assignments in Figure 7.3. One can see that Shrunken FW assigns user A the most free products (6.1), followed by user C (3.3), then user E (0.6). All other users get 0 assignment. This is consistent with the intuition: one can observe that user A most strongly influences others users (22,194 + 410 + 143), while user D exerts zero influence on others. Two-Phase FW provides similar result, while PGA is conservative in assigning free products to users.

RESULTS ON BIG GRAPHS. Then we looked at the behavior of the algorithms on the original big graph, which is plotted in Figure 7.4 and Figure 7.5, for real-world graphs with at most $n = 4,039$ nodes.

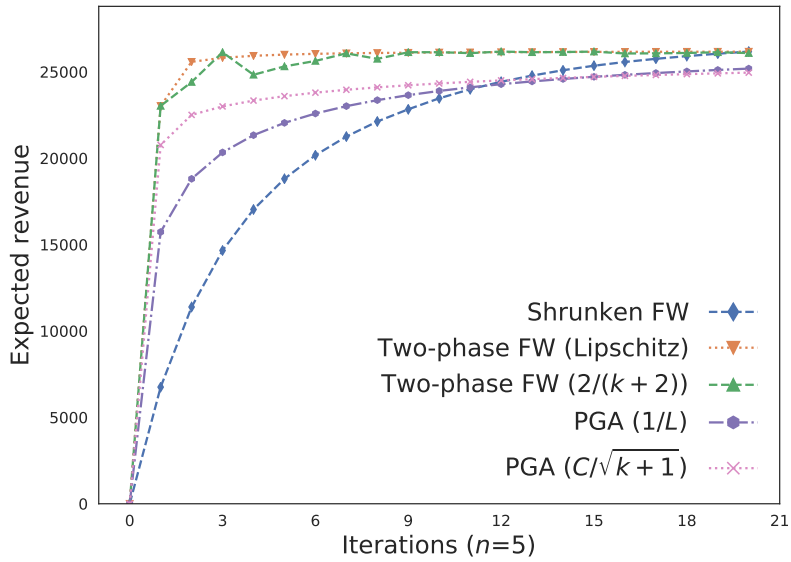
One can observe that usually Two-Phase FW algorithm achieves the highest objective value, and also converges with the fastest rate. Shrunken FW converges slower than Two-Phase FW, but it always reaches competitive function value, since it has a $1/e$ approximation guarantee. PGA algorithms need to tune parameters for the step size, and converges to lower objective values.

7.4. Conclusions

In this chapter we have investigated the problem of constrained non-monotone DR-submodular maximization with a down-closed convex constraint. We



(a) The "Reality Mining" subgraph.



(b) Trajectories of algorithms with 20 iterations

Figure 7.2: Results on real-world graphs with one cardinality constraint, where $b = 0.2 * n * u$.

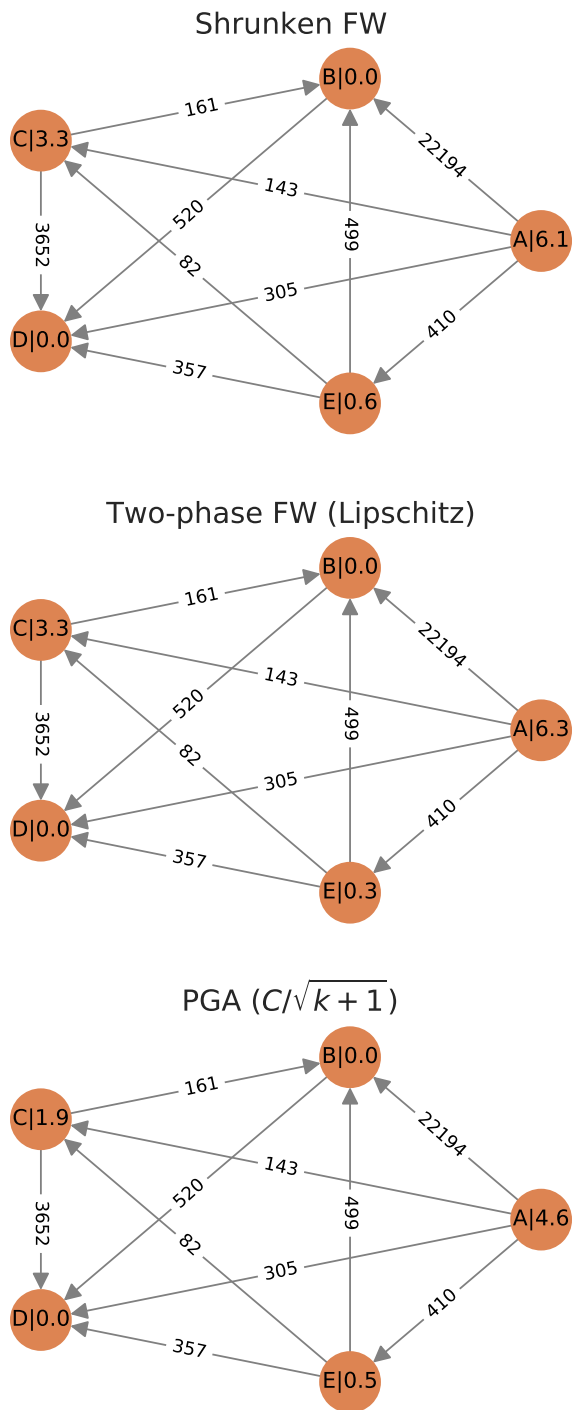
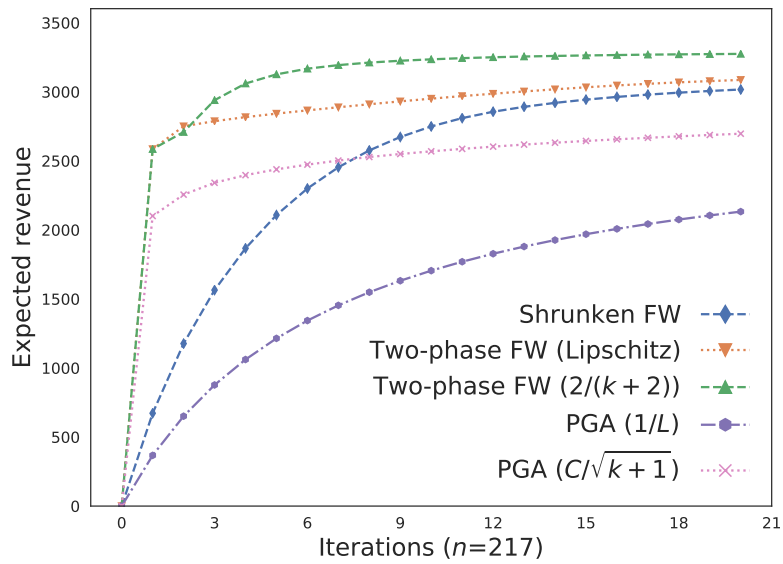
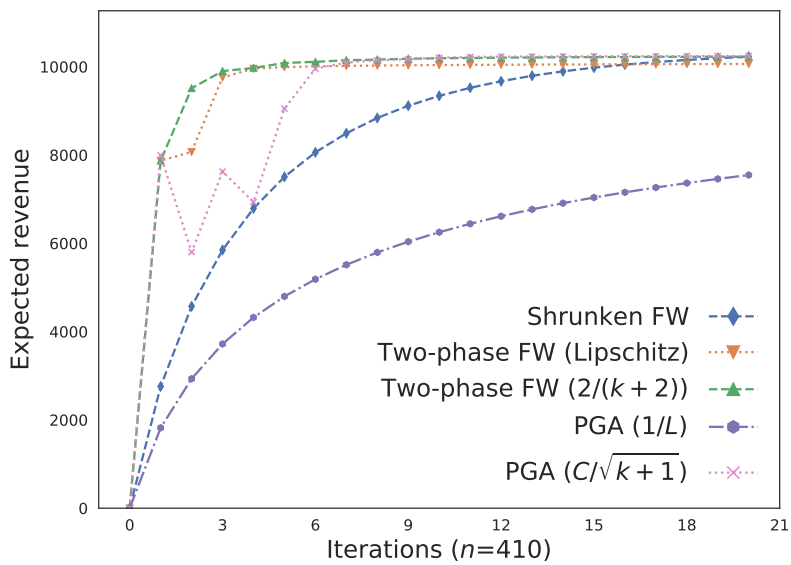


Figure 7.3: Assignments to the users returned by different algorithms.

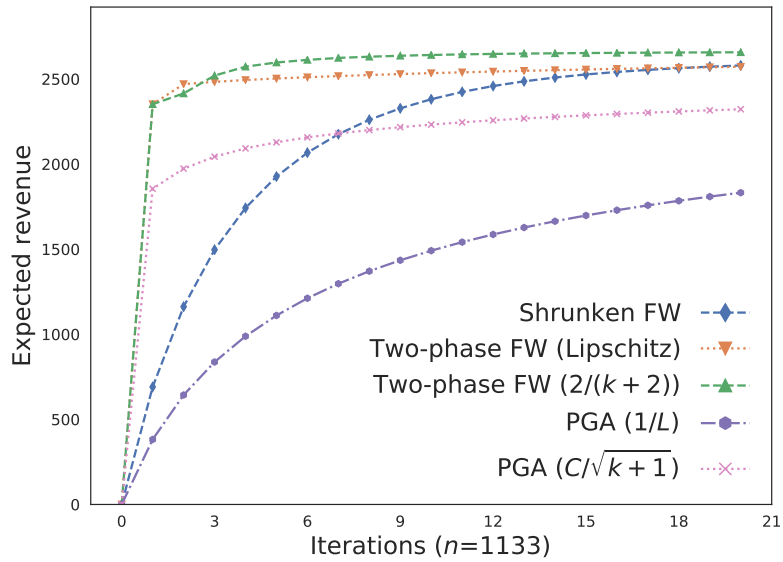


(a) "Residence hall" dataset

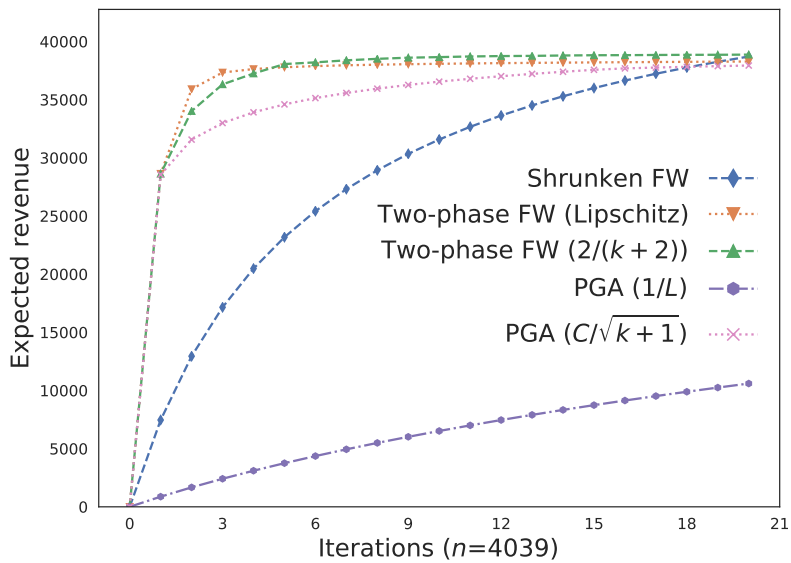


(b) "Infectious" dataset

Figure 7.4: Trajectory of different algorithms on real-world graphs.



(a) "U. Rovira i Virgili" dataset



(b) "ego Facebook" dataset

Figure 7.5: Trajectories of different algorithms on real-world graphs.

proposed two different algorithms for solving this problem: the Two-Phase algorithm with a $1/4$ approximation guarantee and the Shrunk FW with a $1/e$ approximation guarantee. We extensively demonstrated the efficacy of the proposed algorithms over the problems of DPP MAP inference and revenue maximization with continuous assignments.

7.5. Additional Proofs

7.5.1 Proof of Theorem 7.1

Proof of Theorem 7.1. Let $g_{\mathcal{P}}(\mathbf{x}), g_{\mathcal{Q}}(\mathbf{z})$ to the non-stationarity of \mathbf{x} and \mathbf{z} , respectively. Since we are using the Non-convex FW (Algorithm 2) as subroutine, according to Lacoste-Julien (2016, Theorem 1), one can get,

$$g_{\mathcal{P}}(\mathbf{x}) \leq \min \left\{ \frac{\max\{2h_1, C_f(\mathcal{P})\}}{\sqrt{K_1 + 1}}, \epsilon_1 \right\}, \quad (7.10)$$

$$g_{\mathcal{Q}}(\mathbf{z}) \leq \min \left\{ \frac{\max\{2h_2, C_f(\mathcal{Q})\}}{\sqrt{K_2 + 1}}, \epsilon_2 \right\}. \quad (7.11)$$

Plugging the above into Proposition 3.15 we reach the conclusion in (7.2). \square

7.5.2 Detailed Proofs for Theorem 7.2

7.5.2.1 Proof of Lemma 7.4

Lemma 7.4 (Bounding the growth of \mathbf{x}^k). *Assume $\mathbf{x}^0 = \mathbf{0}$. For $k = 0, \dots, K - 1$, it holds,*

$$x_i^k \leq \bar{u}_i [1 - (1 - \gamma)^{t^k/\gamma}], \forall i \in [n]. \quad (7.5)$$

Proof of Lemma 7.4. We prove by induction. First of all, it holds when $k = 0$, since $x_i^0 = 0$, and $t^0 = 0$ as well. Assume it holds for k . Then for $k + 1$, we have

$$x_i^{k+1} = x_i^k + \gamma v_i^k \quad (7.12)$$

$$\leq x_i^k + \gamma(\bar{u}_i - x_i^k) \quad (\text{constraint of shrunken LMO}) \quad (7.13)$$

$$= (1 - \gamma)x_i^k + \gamma\bar{u}_i$$

$$\leq (1 - \gamma)\bar{u}_i[1 - (1 - \gamma)^{t^k/\gamma}] + \gamma\bar{u}_i \quad (\text{induction}) \quad (7.14)$$

$$= \bar{u}_i[1 - (1 - \gamma)^{t^{k+1}/\gamma}].$$

□

7.5.2.2 Proof of Lemma 7.5

Lemma 7.5 (Generalized from Lemma 7 of Chekuri et al. (2015)). *Given $\theta \in (\mathbf{0}, \bar{\mathbf{u}}]$, let $\lambda' = \min_{i \in [n]} \frac{\bar{u}_i}{\theta_i}$. Then for all $\mathbf{x} \in [\mathbf{0}, \theta]$, it holds,*

$$f(\mathbf{x} \vee \mathbf{x}^*) \geq \left(1 - \frac{1}{\lambda'}\right)f(\mathbf{x}^*). \quad (7.6)$$

Proof of Lemma 7.5. Consider $r(\lambda) = \mathbf{x}^* + \lambda(\mathbf{x} \vee \mathbf{x}^* - \mathbf{x}^*)$, it is easy to see that $r(\lambda) \succeq \mathbf{0}, \forall \lambda \geq 0$.

Notice that $\lambda' \geq 1$. Let $\mathbf{y} = \mathbf{r}(\lambda') = \mathbf{x}^* + \lambda'(\mathbf{x} \vee \mathbf{x}^* - \mathbf{x}^*)$, it is easy to see that $\mathbf{y} \succeq \mathbf{0}$, it also holds that $\mathbf{y} \preceq \bar{\mathbf{u}}$: Consider one coordinate i , 1) if $x_i \geq x_i^*$, then $y_i = x_i^* + \lambda'(x_i - x_i^*) \leq \lambda'x_i \leq \lambda'\theta_i \leq \bar{u}_i$; 2) if $x_i < x_i^*$, then $y_i = x_i^* \leq \bar{u}_i$. So $f(\mathbf{y}) \geq 0$.

Note that

$$\mathbf{x} \vee \mathbf{x}^* = \left(1 - \frac{1}{\lambda'}\right)\mathbf{x}^* + \frac{1}{\lambda'}\mathbf{y} = \left(1 - \frac{1}{\lambda'}\right)r(0) + \frac{1}{\lambda'}r(\lambda'), \quad (7.15)$$

since f is concave along $r(\lambda)$, so it holds that,

$$f(\mathbf{x} \vee \mathbf{x}^*) \geq \left(1 - \frac{1}{\lambda'}\right)f(\mathbf{x}^*) + \frac{1}{\lambda'}f(\mathbf{y}) \geq \left(1 - \frac{1}{\lambda'}\right)f(\mathbf{x}^*). \quad (7.16)$$

□

7.5.2.3 Proof of Theorem 7.2

Proof of Theorem 7.2. First of all, let us prove the Claim:

Claim 7.6. For $k = 0, \dots, K - 1$ it holds,

$$f(\mathbf{x}^{k+1}) \geq (1 - \gamma)f(\mathbf{x}^k) + \gamma(1 - \gamma)^{t^k/\gamma}f(\mathbf{x}^*) - \frac{LD^2}{2}\gamma^2. \quad (7.7)$$

Proof of Claim 7.6. Consider a point $\mathbf{z}^k := \mathbf{x}^k \vee \mathbf{x}^* - \mathbf{x}^k$, one can observe that: 1) $\mathbf{z}^k \lesssim \bar{\mathbf{u}} - \mathbf{x}^k$; 2) since $\mathbf{x}^k \gtrsim \mathbf{0}, \mathbf{x}^* \gtrsim \mathbf{0}$, so $\mathbf{z}^k \lesssim \mathbf{x}^*$, which implies that $\mathbf{z}^k \in \mathcal{P}$ (from down-closedness of \mathcal{P}). So \mathbf{z}^k is a candidate solution for the shrunken LMO (Step 3 in Algorithm 9). We have,

$$f(\mathbf{x}^{k+1}) - f(\mathbf{x}^k) \geq \gamma \langle \nabla f(\mathbf{x}^k), \mathbf{v}^k \rangle - \frac{L}{2}\gamma^2 \|\mathbf{v}^k\|^2 \text{ (Quadratic lower bound of (3.9))} \quad (7.17)$$

$$\geq \gamma \langle \nabla f(\mathbf{x}^k), \mathbf{v}^k \rangle - \frac{L}{2}\gamma^2 D^2 \quad (\text{diameter of } \mathcal{P}) \quad (7.18)$$

$$\geq \gamma \langle \nabla f(\mathbf{x}^k), \mathbf{z}^k \rangle - \frac{L}{2}\gamma^2 D^2 \quad (\text{shrunken LMO}) \quad (7.19)$$

$$\geq \gamma(f(\mathbf{x}^k + \mathbf{z}^k) - f(\mathbf{x}^k)) - \frac{L}{2}\gamma^2 D^2 \quad (\text{concave along } \mathbf{z}^k) \quad (7.20)$$

$$= \gamma[f(\mathbf{x}^k \vee \mathbf{x}^*) - f(\mathbf{x}^k)] - \frac{L}{2}\gamma^2 D^2 \quad (7.21)$$

$$\geq \gamma[(1 - \frac{1}{\lambda'})f(\mathbf{x}^*) - f(\mathbf{x}^k)] - \frac{L}{2}\gamma^2 D^2 \quad (\text{Lemma 7.5}) \quad (7.22)$$

$$= \gamma[(1 - \gamma)^{t^k/\gamma}f(\mathbf{x}^*) - f(\mathbf{x}^k)] - \frac{L}{2}\gamma^2 D^2, \quad (7.23)$$

where the last equality comes from setting $\boldsymbol{\theta} := \bar{\mathbf{u}}(1 - (1 - \gamma)^{t^k/\gamma})$ according to Lemma 7.4, thus $\lambda' = \min_i \frac{\bar{u}_i}{\theta_i} = (1 - (1 - \gamma)^{t^k/\gamma})^{-1}$.

After rearrangement, we reach the claim. □

Then, let us prove Theorem 7.2 by *induction*.

First of all, it holds when $k = 0$ (notice that $t^0 = 0$). Assume that it holds for k .

Then for $k + 1$, considering the fact $e^{-t} - O(\gamma) \leq (1 - \gamma)^{t/\gamma}$ when $0 < \gamma \leq t \leq 1$ and Claim 7.6 we get,

$$f(\mathbf{x}^{k+1}) \tag{7.24}$$

$$\geq (1 - \gamma)f(\mathbf{x}^k) + \gamma(1 - \gamma)^{t^k/\gamma}f(\mathbf{x}^*) - \frac{LD^2}{2}\gamma^2 \tag{7.25}$$

$$\geq (1 - \gamma)f(\mathbf{x}^k) + \gamma[e^{-t^k} - O(\gamma)]f(\mathbf{x}^*) - \frac{LD^2}{2}\gamma^2 \tag{7.26}$$

$$\geq (1 - \gamma)[t^k e^{-t^k} f(\mathbf{x}^*) - \frac{LD^2}{2}k\gamma^2 - O(\gamma^2)f(\mathbf{x}^*)] + \gamma[e^{-t^k} - O(\gamma)]f(\mathbf{x}^*) - \frac{LD^2}{2}\gamma^2$$

$$= [(1 - \gamma)t^k e^{-t^k} + \gamma e^{-t^k}]f(\mathbf{x}^*) - \frac{LD^2}{2}\gamma^2[(1 - \gamma)k + 1] - [(1 - \gamma)O(\gamma^2) + \gamma O(\gamma)]f(\mathbf{x}^*)$$

$$\geq [(1 - \gamma)t^k e^{-t^k} + \gamma e^{-t^k}]f(\mathbf{x}^*) - \frac{LD^2}{2}\gamma^2(k + 1) - O(\gamma^2)f(\mathbf{x}^*). \tag{7.27}$$

Let us consider the term $[(1 - \gamma)t^k e^{-t^k} + \gamma e^{-t^k}]f(\mathbf{x}^*)$. We know that the function $g(t) = te^{-t}$ is concave in $[0, 2]$, so $g(t^k + \gamma) - g(t^k) \leq \gamma g'(t^k)$, which amounts to,

$$[(1 - \gamma)t^k e^{-t^k} + \gamma e^{-t^k}]f(\mathbf{x}^*) \geq (t^k + \gamma)e^{-(t^k + \gamma)}f(\mathbf{x}^*) \tag{7.28}$$

$$= t^{k+1}e^{-t^{k+1}}f(\mathbf{x}^*). \tag{7.29}$$

Plugging Equation (7.29) into Equation (7.27) we get,

$$f(\mathbf{x}^{k+1}) \geq t^{k+1}e^{-t^{k+1}}f(\mathbf{x}^*) - \frac{LD^2}{2}\gamma^2(k + 1) - O(\gamma^2)f(\mathbf{x}^*). \tag{7.30}$$

Thus proving the induction, and proving the theorem as well. \square

This page was intentionally left blank.

VALIDATING GREEDY MAXCUT ALGORITHMS

We are trying to prove ourselves wrong as quickly as possible, because only in that way can we find progress.

– Richard P. Feynman

MAXCUT defines a classical NP-hard problem for graph partitioning and it serves as a typical instance of the non-monotone Unconstrained Submodular Maximization (USM) problem. Greedy algorithms to approximately solve MAXCUT rely on greedy vertex labelling or on an edge contraction strategy. These algorithms have been studied by measuring their approximation ratios in the worst case setting but very little is known to characterize their robustness to noise contaminations of the input data in the average case.

Adapting the framework of Approximation Set Coding of Buhmann (2010), we present a method to exactly measure the cardinality of the algorithmic approximation sets of five greedy MAXCUT algorithms. Their information contents are explored for graph instances generated by two different noise models: the edge reversal model and Gaussian edge weights model. The results provide insights into the robustness of different greedy heuristics and techniques for MAXCUT, which may be used for algorithm design of general USM problems.

8.1. Why Validating Greedy MaxCut Algorithms?

Algorithms are mostly analyzed by measuring their runtime and memory consumption for the worst possible input instance. The robustness of an algorithm to input fluctuations is rarely investigated although such a property might often be indispensable in applications. In these scenarios, algorithms are also selected according to their “robustness” to noise perturbations of the input instance and their insensitivity to randomization during algorithm execution.

Taking the MAXCUT problem for example, in practice, instead of having the graph G as input to recover the maximal cut, one usually only has access to multiple noisy observations of the graph G . Assuming for simplicity, there are two noisy observations of the underlying master graph G : G' and G'' , and we want to recover the maximal cut with respect to G . The ability of an algorithm to recover the true solutions given only noisy observations is closely related to the robustness/informativeness of the algorithm.

How should this “robustness” property be measured? Machine learning requires that algorithms with random variables as input generalize over these fluctuations. The algorithmic answer has to be stable with respect to this uncertainty in the input instance. Approximation Set Coding (ASC) quantifies the impact of input randomness on the solution space of an algorithm by measuring the attainable resolution for the algorithm’s output. In this chapter we employ this framework in an exemplary way by estimating the robustness of MAXCUT algorithms to specific input instances. Thereby, we effectively perform an average case analysis of the generalization properties of greedy MAXCUT algorithms.

8.1.1 MAXCUT and Unconstrained Submodular Maximization

Given an undirected graph $G = (\mathcal{V}, E; \mathbf{W})$ with vertex set $\mathcal{V} = \{v_1, \dots, v_n\}$ and edge set E with nonnegative weights $w_{ij}, \forall (i, j) \in E$, the MAXCUT problem aims to find a partition of vertices into two disjoint subsets S_1 and S_2 , such that the cut value $cut(S_1, S_2) := \sum_{i \in S_1} \sum_{j \in S_2} w_{ij}$ is maximized.

MAXCUT is employed in various applications, such as in semi-supervised learning (Wang et al., 2013), in social network (Agrawal et al., 2003), in statistical physics and in circuit layout design (Barahona et al., 1988). MAXCUT is considered to be a typical case of the USM problem because its objective can be formulated as a set function: $f(S) := \text{cut}(S, \mathcal{V} \setminus S)$, $S \subseteq \mathcal{V}$, which is submodular, non-monotone, and symmetric ($f(S) = f(\mathcal{V} \setminus S)$). Beside MAXCUT, USM captures many practical problems such as MAXD1CUT (Halperin et al., 2001), variants of MAXSAT and the maximum facility location problem (Cornuejols et al., 1977; Ageev et al., 1999).

8.1.2 Greedy Heuristics and Techniques

The five algorithms investigated in this chapter (as summarized in Table 8.1) belong to two greedy *heuristics*: double greedy and backward greedy. The *double greedy* algorithms conduct classical forward greedy and backward greedy simultaneously: it works on two solutions initialized as \emptyset and the ground set \mathcal{V} , respectively, then processes the elements (vertices for MAXCUT problem) one at a time, for which it determines whether it should be added to the first solution or removed from the second solution. The *backward greedy* algorithm removes the smallest weighted edge in each step. The difference of the four double greedy algorithms originates from the greedy techniques they use: sorting, randomization and the way to initialize the first two vertices.

8.1.3 Approximation Set Coding for Algorithm Analysis

In analogy to Shannon’s theory of communication, the ASC framework (Buhmann, 2010, Buhmann, 2011, Buhmann, 2013) determines distinguishable sets of solutions and, thereby, provides a general principle to conduct model validation (Chehreghani et al., 2012b, Zhou et al., 2014). As an algorithmic variant of the ASC framework, Busse et al. (2012) and Gronskiy et al. (2014) define the *algorithmic t -approximation set* of an algorithm \mathcal{A} at step t as the set of feasible solutions after t steps, $C_t^{\mathcal{A}}(G)$, which is the solution set that are still considered as viable by \mathcal{A} after t computational steps.

Table 8.1: Summary of Greedy MAXCUT Algorithms (Bian et al., 2015)

Name	Greedy Heuristic	Techniques		
		Sorting	Randomization	Init. Vertices
D2Greedy	Double			
RDGreedy			✓	
SG				✓
SG ₃		✓		✓
EC	Backward	✓		

Since we investigate the average case behavior of algorithms, we have to specify the probability distribution of the input instances. ASC follows the two-instance scenario (as shown in Section 1.3) to generate the graph instances: First, generate a “master graph” G , e.g., a complete graph with Gaussian distributed edge weights. In a second step, we generate two input graphs G' , G'' by independently applying a noise process to edge weights of the master graph G . With an abuse of notation, we use \mathbb{G}, \mathbb{G}' and \mathbb{G}'' to denote the corresponding random variables in this generative process.

The algorithmic analogy of *information content* (Buhmann, 2010; Gronskiy et al., 2014), i.e., algorithmic information content $I^{\mathcal{A}}(\mathbb{G}'; \mathbb{G}'')$, is computed as the maximum stepwise information $I_t^{\mathcal{A}}(\mathbb{G}'; \mathbb{G}'')$:

$$I^{\mathcal{A}}(\mathbb{G}'; \mathbb{G}'') := \max_t I_t^{\mathcal{A}}(\mathbb{G}'; \mathbb{G}'') \quad (8.1)$$

$$= \max_t \mathbb{E}_{G', G''} \left[\log \left(|\mathcal{C}| \frac{|\Delta_t^{\mathcal{A}}(G', G'')|}{|C_t^{\mathcal{A}}(G')| |C_t^{\mathcal{A}}(G'')|} \right) \right], \quad (8.2)$$

where $\Delta_t^{\mathcal{A}}(G', G'') := C_t^{\mathcal{A}}(G') \cap C_t^{\mathcal{A}}(G'')$ denotes the intersection of approximation sets, and \mathcal{C} is the solution space, i.e., all possible cuts. The information content $I_t^{\mathcal{A}}(\mathbb{G}'; \mathbb{G}'')$ measures how much information is extracted by algorithm \mathcal{A} at iteration t from the input data that is relevant to the output data.

8.2. Greedy MaxCut Algorithms

We investigate five greedy algorithms (Table 8.1) for MAXCUT. According to the type of greedy heuristic, they can be divided into two categories: I) *Double Greedy*: SG, SG₃, D2Greedy, RDGreedy; II) *Backward Greedy*: Edge Contraction.

Besides the type of greedy heuristic, the difference between the algorithms are mainly in three techniques: *sorting* the candidate elements, *randomization* and the way *initializing the first two vertices*. In the following, we briefly introduce one typical algorithm in each category and we present details of the others in Section 8.6.1.

8.2.1 Double Greedy Algorithms

D2Greedy (Algorithm 10) is the **D**eterministic double greedy, RDGreedy is the **R**andomized double greedy, they were proposed by Buchbinder et al. (2012) to solve the general USM problem with $1/3$ and $1/2$ worst-case approximation guarantee, respectively. They use the same double greedy heuristic as SG (Sahni et al., 1976) and SG₃ (presented in Kahruman et al. (2007), it is a variant of SG), which are classical greedy MAXCUT algorithms. We prove in Section 8.6.2 that, for MAXCUT, SG and D2Greedy use equivalent labelling criteria except for initializing the first two vertices.

As shown in Algorithm 10, D2Greedy maintains two solution sets: S initialized as \emptyset , T initialized as the ground set \mathcal{V} . It labels all the vertices one by one: for vertex v_i , it computes the objective gain of adding v_i to S and the gain of removing v_i from T , then labels v_i to have higher objective gain.

SG and D2Greedy differ in the initialization of the first two vertices: SG picks first of all the maximum weighted edge and distributes its two vertices to the two active subsets. Compared to D2Greedy, the RDGreedy algorithm uses randomization technique when labelling each vertex: it labels each vertex with probability proportional to the objective gain. Compared to SG, SG₃ sorts the unlabelled vertices according to a certain score function (which is

Algorithm 10: D2Greedy (Buchbinder et al., 2012)

Input: Complete graph $G = (\mathcal{V}, E; \mathbf{W})$ with nonnegative edges

Output: A disjoint cut and the cut value

```

1  $S^0 := \emptyset, T^0 := \mathcal{V};$ 
2 for  $i = 1$  to  $n$  do
3    $a^i := f(S^{i-1} \cup \{v_i\}) - f(S^{i-1});$ 
4    $b^i := f(T^{i-1} \setminus \{v_i\}) - f(T^{i-1});$ 
5   if  $a^i \geq b^i$  then
6      $S^i := S^{i-1} \cup \{v_i\}, T^i := T^{i-1};$  // expand S
7   else
8      $S^i := S^{i-1}, T^i := T^{i-1} \setminus \{v_i\};$  // shrink T
9 return  $S^n, \mathcal{V} \setminus S^n,$  and  $cut(S^n, \mathcal{V} \setminus S^n)$ 
    
```

proportional to the possible objective gains), and selects the vertex with the maximum score to be the next one to be labelled.

8.2.2 The Edge Contraction (EC) Algorithm

EC (Kahruman et al., 2007), which is summarized in Algorithm 11, contracts the smallest edge in each step. The two vertices of this contracted edge become one “super” vertex, and the weight of an edge connecting this super vertex to any other vertex is assigned as the sum of weights of the original two edges. EC belongs to the backward greedy in the sense that it tries to remove the least expensive edge from the cut set in each step. We can easily derive a heuristic for the MAX- k -CUT problem by using $n - k$ steps instead of $n - 2$ steps.

8.3. Counting Solutions in Approximation Sets

To compute the information content according to Equation (8.1), we need to exactly compute the cardinalities of different solution sets. For MAXCUT problem, the solution space has the cardinality $|\mathcal{C}| = 2^{n-1} - 1$. In the following

Algorithm 11: Edge Contraction (EC) (Kahruman et al., 2007)

Input: Complete graph $G = (\mathcal{V}, E; \mathbf{W})$ with nonnegative edge weights

Output: A disjoint cut S_1, S_2 and cut value $cut(S_1, S_2)$

```

1 for  $i = 1 : n$  do
2    $\lfloor$   $ContractionList(i) := \{i\}$ ;
3 for  $i = 1 : n - 2$  do
4   Find a minimum weight edge  $(x, y)$  in  $G$ ;
5    $v := contract(x, y), \mathcal{V} := \mathcal{V} \cup \{v\} \setminus \{x, y\}$ ; // contract
6   for  $j \in \mathcal{V} \setminus \{v\}$  do
7      $\lfloor$   $w_{vj} := w_{xj} + w_{yj}$ ;
8    $ContractionList(v) := ContractionList(x) \cup ContractionList(y)$ ;
9 Denote by  $x$  and  $y$  the only two vertices in  $\mathcal{V}$ ;
10 return  $S_1 := ContractionList(x), S_2 := ContractionList(y),$ 
     $cut(S_1, S_2) := w_{xy}$ 

```

we will present guaranteed methods for *exact* counting $|C_t^{\mathcal{A}}(G')|, |C_t^{\mathcal{A}}(G'')|$ and $|\Delta_t^{\mathcal{A}}(G', G'')|$ (sub-/superscripts omitted for notational clarity).

8.3.1 Counting Methods for Double Greedy Algorithms

The counting methods for the double greedy algorithms are similar, so we only discuss the method for SG₃ here; details about other methods and the corresponding proofs are in Section 8.6.3 and Section 8.6.4, respectively.

For the SG₃ (Algorithm 15), after step t ($t = 1, \dots, n - 1$) there are $k = n - t - 1$ unlabelled vertices, and it is clear that $|C(G')| = |C(G'')| = 2^k$.

To count the intersection set $\Delta(G', G'')$, assume the solution set pair of G' is (S'_1, S'_2) , the solution set pair of G'' is (S''_1, S''_2) , so the unlabelled vertex sets are $T' = \mathcal{V} \setminus \{S'_1 \cup S'_2\}$, $T'' = \mathcal{V} \setminus \{S''_1 \cup S''_2\}$, respectively. Denote $L := T' \cap T''$ be the common vertices of the two unlabelled vertex sets, so $l = |L|$ ($0 \leq l \leq k$) is the number of common vertices in the unlabelled k vertices. Denote

$M' := T' \setminus L$, $M'' := T'' \setminus L$ be the sets of different vertex sets between the two unlabelled vertex sets. Then,

$$|\Delta(G', G'')| = \begin{cases} 2^l & \text{if } (S'_1 \setminus M', S'_2 \setminus M') \text{ is matched by} \\ & (S'_1 \setminus M'', S'_2 \setminus M'') \text{ or } (S'_2 \setminus M'', S'_1 \setminus M'') \\ 0 & \text{otherwise.} \end{cases}$$

8.3.2 Counting Method for the Edge Contraction Algorithm

For the EC (Algorithm 11), after step t ($t = 1, \dots, n - 2$) there are $k = n - t$ “super” vertices (i.e. contracted ones). It is straightforward to see that $|C(G')| = |C(G'')| = 2^{k-1} - 1$.

To count the intersection $\Delta(G', G'')$, suppose there are l ($0 \leq l \leq k$) common super vertices in the unlabelled k vertices. Remove the l common super vertices from each set, then there are $h = k - l$ distinct super vertices in each set, denote them by $P := \{\mathbf{p}_1, \mathbf{p}_2, \dots, \mathbf{p}_h\}$, $Q := \{\mathbf{q}_1, \mathbf{q}_2, \dots, \mathbf{q}_h\}$, respectively. Notice that $\mathbf{p}_1 \cup \mathbf{p}_2 \cup \dots \cup \mathbf{p}_h = \mathbf{q}_1 \cup \mathbf{q}_2 \cup \dots \cup \mathbf{q}_h$, so after some contractions in both P and Q , there exist some common super vertices between P and Q . Assume the maximum number of common super vertices after all possible contractions is c^* , then it holds

$$|\Delta(G', G'')| = 2^{c^*+l-1} - 1. \quad (8.3)$$

To compute c^* , we propose a polynomial time algorithm (Algorithm 12) with a theoretical guarantee in Theorem 8.1, the proof is deferred to Section 8.6.5. The algorithm finds the maximal number of common super vertices after all possible contractions, that is used to count the volume of $\Delta(G', G'')$ for EC.

Theorem 8.1 (Bian et al., 2015). *Given two distinct super vertex sets $P := \{\mathbf{p}_1, \mathbf{p}_2, \dots, \mathbf{p}_h\}$, $Q := \{\mathbf{q}_1, \mathbf{q}_2, \dots, \mathbf{q}_h\}$ (any two super vertices inside P or Q do not intersect, and there is no common super vertex between P and Q), such that $\mathbf{p}_1 \cup \mathbf{p}_2 \cup \dots \cup \mathbf{p}_h = \mathbf{q}_1 \cup \mathbf{q}_2 \cup \dots \cup \mathbf{q}_h$, Algorithm 12 returns the maximum number of common super vertices between P and Q after all possible contractions.*

Algorithm 12: Common Super Vertex Counting (Bian et al., 2015)

Input: Two distinct super vertex sets P, Q
Output: Maximum number of common super vertices after all possible contractions

```

1  $c := 0;$ 
2 while  $P \neq \emptyset$  do
3   Randomly pick  $\mathbf{p}_i \in P;$ 
4   Find  $\mathbf{q}_j \in Q$  s.t.  $\mathbf{p}_i \cap \mathbf{q}_j \neq \emptyset;$ 
5   if  $\mathbf{q}_j \setminus \mathbf{p}_i \neq \emptyset$  then
6     For  $\mathbf{p}_i$ , find  $\mathbf{p}_{i'} \in P \setminus \{\mathbf{p}_i\}$  s.t.  $\mathbf{p}_{i'} \cap (\mathbf{q}_j \setminus \mathbf{p}_i) \neq \emptyset;$ 
7      $\mathbf{p}_{ii'} := \mathbf{p}_i \cup \mathbf{p}_{i'}$ ,  $P := P \cup \{\mathbf{p}_{ii'}\} \setminus \{\mathbf{p}_i, \mathbf{p}_{i'}\};$ 
8   if  $\mathbf{p}_i \setminus \mathbf{q}_j \neq \emptyset$  then
9     For  $\mathbf{q}_j$ , find  $\mathbf{q}_{j'} \in Q \setminus \{\mathbf{q}_j\}$  s.t.  $\mathbf{q}_{j'} \cap (\mathbf{p}_i \setminus \mathbf{q}_j) \neq \emptyset;$ 
10     $\mathbf{q}_{jj'} := \mathbf{q}_j \cup \mathbf{q}_{j'}$ ,  $Q := Q \cup \{\mathbf{q}_{jj'}\} \setminus \{\mathbf{q}_j, \mathbf{q}_{j'}\};$ 
11   if  $\mathbf{p}_{ii'} == \mathbf{q}_{jj'}$  then
12     Remove  $\mathbf{p}_{ii'}$ ,  $\mathbf{q}_{jj'}$  from  $P, Q$ , respectively;
13      $c := c + 1;$ 
14 return  $c$ 

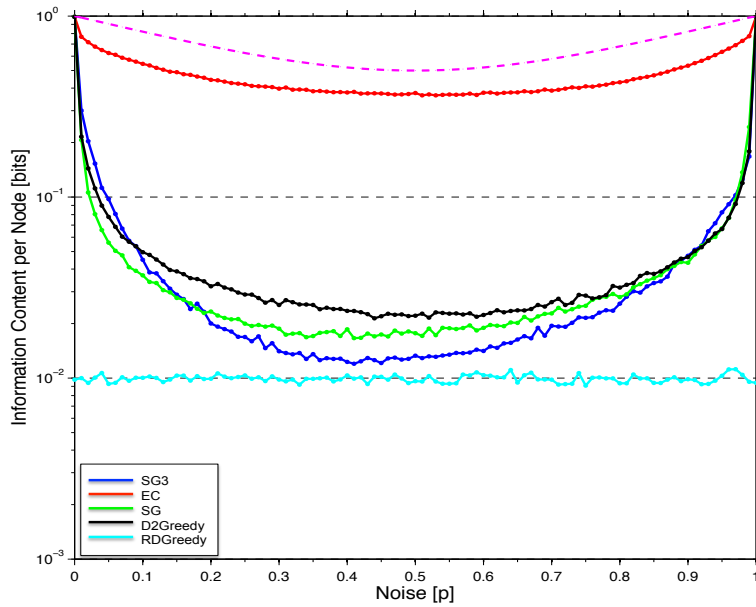
```

8.4. Experiments

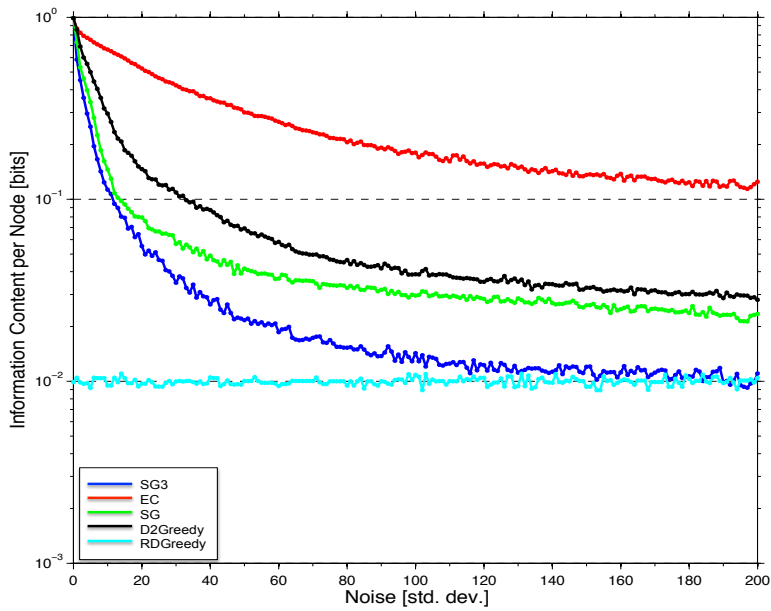
We conducted experiments on two exemplary models: the edge reversal model and the Gaussian edge weights model. Each model involves the master graph G and a noise type used to generate the two noisy instances G' and G'' . The width of the instance distribution is controlled by the strength of the noise model. These models provide the setting to investigate the algorithmic behavior.

8.4.1 Experimental Setting

EDGE REVERSAL MODEL. To obtain the master graph, we generate a balanced bipartite graph G_b with disjoint vertex sets S_1, S_2 . Then we assign uniformly distributed weights in $[0, \frac{8}{n^2}]$ to all edges inside S_1 or S_2 and we assign uniformly distributed weights in $[1 - \frac{8}{n^2}, 1]$ to all edges between S_1 and S_2 , thus generating graph G'_b . Then randomly flip edges in G'_b to



(a) Edge Reversal Model, $n=100$



(b) Gaussian Edge Weights Model, $n=100$

Figure 8.1: Information content per node.

generate the master graph G . Here, flip edge e_{ij} means changing its weight w_{ij} to $1 - w_{ij}$ with probability p_m , and $(\text{flip } e_{ij}) \sim \text{Ber}(p_m)$; $p_m = 0.2$ is used to generate the master graph G . Noisy graphs G', G'' are generated by flipping the edges in G with probability p , that is $(\text{flip } e_{ij}) \sim \text{Ber}(p)$.

GAUSSIAN EDGE WEIGHTS MODEL. The master graph G is generated with Gaussian distributed edge weights $w_{ij} \sim N(\mu, \sigma_m^2)$, $\mu = 600, \sigma_m = 50$, negative edges are set to be μ . Noisy graphs G', G'' are obtained by adding Gaussian distributed noise $n_{ij} \sim N(0, \sigma^2)$, negative noisy edges are set to be 0.

For both noise models, we conducted 1000 experiments on i.i.d. generated noisy graphs G' and G'' , and then we aggregated the results to estimate the expectation in Equation (8.1).

8.4.2 Results

We plot the information content and stepwise information *per node* in Figure 8.1 and Figure 8.2, respectively. For the edge reversal model, we also investigate the number of equal edge pairs between G' and G'' : $d = 0, \dots, m$ (m is the total edge number), d measures the consistency of the two noisy instances. The expected fraction of equal edge pairs is $\mathbb{E}[d] = p^2 + (1 - p)^2$, and it is plotted as the dashed magenta line in Figure 8.1(a).

8.4.3 Analysis

Before discussing these results, let us revisit the stepwise information and information content. From the counting methods in Section 8.3, we derive

the analytical form of $|\mathcal{C}|$, $|C_t^{\mathcal{A}}(G')|$ and $|C_t^{\mathcal{A}}(G'')|$ (e.g., $\mathcal{A} = \text{SG3}$), and we insert these values into the definition of stepwise information,

$$I_t^{\mathcal{A}} = \mathbb{E} \log \left(|\mathcal{C}| \frac{|\Delta_t^{\mathcal{A}}(G', G'')|}{|C_t^{\mathcal{A}}(G')| |C_t^{\mathcal{A}}(G'')|} \right) \quad (8.4)$$

$$= \mathbb{E} (\log(|\mathcal{C}| |\Delta_t^{\mathcal{A}}(G', G'')|) - \log(|C_t^{\mathcal{A}}(G')| |C_t^{\mathcal{A}}(G'')|)) \quad (8.5)$$

$$= \mathbb{E} \log |\Delta_t^{\mathcal{A}}(G', G'')| + 2t + \log(2^{n-1} - 1) - 2(n-1). \quad (8.6)$$

The information content is computed as the maximum stepwise information $I^{\mathcal{A}} := \max_t I_t^{\mathcal{A}}$. Notice that $\log |\Delta_t^{\mathcal{A}}(G', G'')|$ measures the ability of \mathcal{A} to find common solutions for the two noisy instances G', G'' , given the underlying input graph G .

Our results support the following observations and analysis:

1. All investigated algorithms reach the maximum information content in the noise free limit ($G' = G''$), i.e., for $p = 0, 1$ in the edge reversal model and for $\sigma = 0$ in the Gaussian edge weights model. In this circumstance, $\mathbb{E} \log |\Delta_t^{\mathcal{A}}(G', G'')| = \log |C_t^{\mathcal{A}}(G')| = n - t - 1$, so $I_t^{\mathcal{A}} = t + \log(2^{n-1} - 1) - (n - 1)$, and the information content reaches its maximum $\log(2^{n-1} - 1)$ at the final step $t = n - 1$.
2. Figure 8.1(a) demonstrates that the information content qualitatively agrees with the consistency between two noisy instances (the dashed magenta line), which reflects that $\log |\Delta_t^{\mathcal{A}}(G', G'')|$ is affected by the noise level.
3. Stepwise information (Figure 8.2) of the algorithms increase initially, but after reaching the optimal step t^* (the step with highest information), it decreases and finally vanishes.
4. For the greedy heuristics, backward greedy is more informative than double greedy under both models. EC (with the backward greedy strategy) achieves the highest information content. We explain this behavior by *delayed decision making* of the backward greedy strategy. With high probability it preserves consistent solutions by contracting low weight edges that have a low probability to be included in the

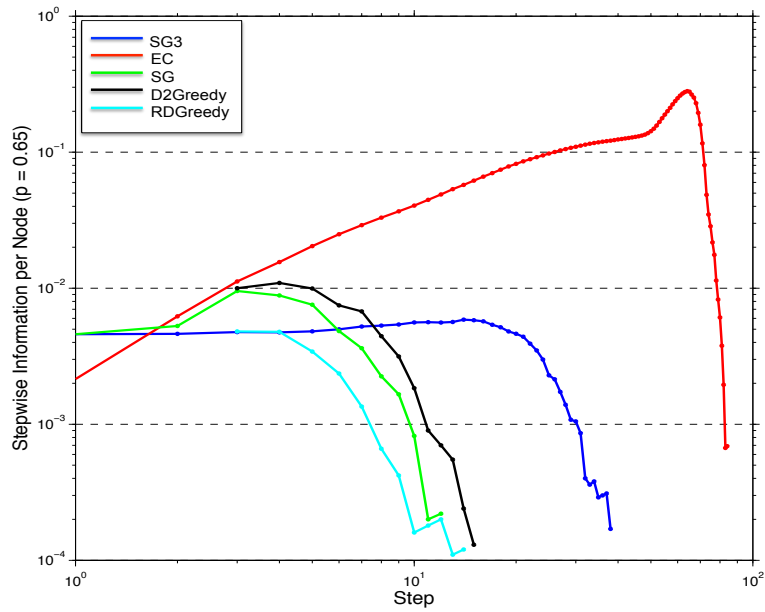
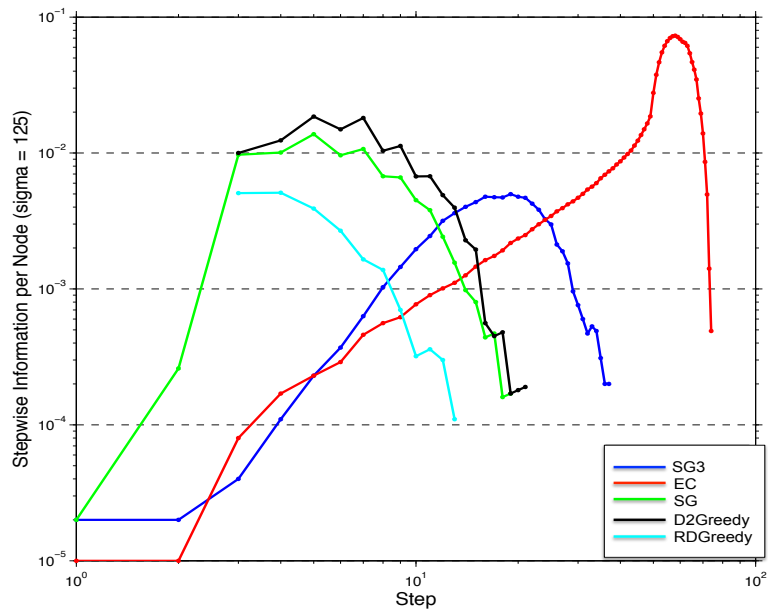
(a) Edge Reversal Model, $n = 100$, $p = 0.65$ (b) Gaussian Edge Weights Model, $n = 100$, $\sigma = 125$

Figure 8.2: Stepwise information per node.

cut. The same phenomena arises for the reverse-delete algorithm to calculate the minimum spanning tree of a graph (Gronskiy et al., 2014).

5. The information content of the four double greedy algorithms achieve different rank orders for the two models. SG_3 is inferior to other double greedy algorithms for the Gaussian edge weights model, but this only occurs when $p \in [0.2, 0.87]$ for the edge reversal model. This observation results from that information content of one specific algorithm is affected by both the input master graph G and the noisy instances G', G'' , which are completely different under the two models.
6. Different greedy techniques cast different influences on the information content. The four double greedy algorithms differ by the techniques they use (Table 8.1). (1) The randomization technique makes RD-Greedy very fragile w.r.t. information content, though it improves the worst-case approximation guarantee for the general USM problem (Buchbinder et al., 2012). RDGreedy labels each vertex with a probability proportional to the objective gain, this randomization makes the consistency between $C_t^{\mathcal{A}}(G')$ and $C_t^{\mathcal{A}}(G'')$ very weak, resulting in small approximation set intersection $|\Delta_t^{\mathcal{A}}(G', G'')|$. (2) The initializing strategy for the first two vertices as used in SG decreases the information content (SG is outperformed by D2Greedy under both models) due to *early* decision making. (3) The situation is similar for the sorting technique used in SG_3 under Gaussian edge weights model, it is outperformed by both SG and D2Greedy. But for the edge reversal model, this observation only holds when $p \in [0.2, 0.87]$.
7. SG and D2Greedy behave very similar under both models, which is caused by an equivalent processing sequence apart from initializing of the first two vertices (proved in Section 8.6.2).

8.5. Conclusions and Discussions

In this chapter we advocate an information theoretically guided average case analysis of the generalization ability of greedy MAXCUT algorithms. We have presented provably correct methods to *exactly* compute the cardinality of ap-

proximation sets. The counting algorithms for approximate solutions enable us to explore the information content of greedy MAXCUT algorithms. Based on the observations and analysis, we propose the following conjecture:

Conjecture 8.2. *Different greedy heuristics (backward, double) and different processing techniques (sorting, randomization, initialization) sensitively influence the information content. The backward greedy with its delayed decision making consistently outperforms the double greedy strategies for different noise models and noise levels.*

In this work ASC has been employed as a descriptive tool to compare algorithms. We could also use the method for algorithm design. A meta-algorithm modifies the algorithmic steps of a MAXCUT procedure and measures the resulting change in information content. Beneficial changes are accepted and detrimental changes are rejected. It is also imaginable that design principles like delayed decision making are systematically identified and then combined to improve the informativeness of novel algorithms.

8.6. Additional Details

8.6.1 Details of Double Greedy Algorithms

Algorithm 13: SG (Sahni et al., 1976)

Input: A complete graph $G = (\mathcal{V}, E; \mathbf{W})$ with nonnegative edge weights $w_{ij}, \forall i, j \in \mathcal{V}, i \neq j$

Output: A disjoint cut and the cut value

```

1 Pick the maximum weighted edge  $(x, y)$ ;
2  $S_1 := \{x\}, S_2 := \{y\}, cut(S_1, S_2) := w_{xy}$ ;
3 for  $i = 1 : n - 2$  do
4    $\left[ \begin{array}{l} \text{If } w(i, S_1) > w(i, S_2), \text{ add } i \text{ to } S_2; \\ \text{Else add } i \text{ to } S_1; \end{array} \right. \quad // w(i, S_k) := \sum_{j \in S_k} w_{ij}, k = 1, 2$ 
5    $\left. \begin{array}{l} \\ \end{array} \right] cut(S_1, S_2) := cut(S_1, S_2) + \max\{w(i, S_1), w(i, S_2)\};$ 
6    $\left[ \begin{array}{l} \\ \end{array} \right]$ 
7 return  $S_1, S_2$ , and  $cut(S_1, S_2)$ 
```

Algorithm 14: RDGreedy (Buchbinder et al., 2012)

Input: A complete graph $G = (\mathcal{V}, E; \mathbf{W})$ with nonnegative edge weights $w_{ij}, \forall i, j \in \mathcal{V}, i \neq j$

Output: A disjoint cut and the cut value

```

1  $S^0 := \emptyset, T^0 := \mathcal{V};$ 
2 for  $i = 1$  to  $n$  do
3    $a_i := f(S^{i-1} \cup \{v_i\}) - f(S^{i-1});$ 
4    $b_i := f(T^{i-1} \setminus \{v_i\}) - f(T^{i-1});$ 
5    $a'_i := \max\{a_i, 0\}, b'_i := \max\{b_i, 0\};$ 
6   With probability  $\frac{a'_i}{a'_i + b'_i}$  do:  $S^i := S^{i-1} \cup \{v_i\}, T^i := T^{i-1}$  // If  $a'_i = b'_i = 0$ , assume
    $\frac{a'_i}{a'_i + b'_i} = 1$ 
7   Else (with the compliment probability  $\frac{b'_i}{a'_i + b'_i}$ ) do:  $S^i := S^{i-1}, T^i := T^{i-1} \setminus \{v_i\};$ 
8 return Two subsets:  $S^n, \mathcal{V} \setminus S^n$ , and  $\text{cut}(S^n, \mathcal{V} \setminus S^n)$ 
    
```

Algorithm 15: SG3 (Kahruman et al., 2007)

Input: A complete graph $G = (\mathcal{V}, E; \mathbf{W})$ with nonnegative edge weights $w_{ij}, \forall i, j \in \mathcal{V}, i \neq j$

Output: A disjoint cut S_1, S_2 and the cut value $\text{cut}(S_1, S_2)$

```

1 Pick the maximum weighted edge  $(x, y);$ 
2  $S_1 := \{x\}, S_2 := \{y\}, \mathcal{V} := \mathcal{V} \setminus \{x, y\}, \text{cut}(S_1, S_2) := w_{xy};$ 
3 for  $i = 1 : n - 2$  do
4   for  $j \in \mathcal{V}$  do
5      $\lfloor \text{score}(j) := |w(j, S_1) - w(j, S_2)| ;$  //  $w(j, S_k) := \sum_{j' \in S_k} w_{jj'}, k = 1, 2$ 
6     Choose the vertex  $j^*$  with the maximum score;
7     If  $w(j^*, S_1) > w(j^*, S_2)$ , then add  $j^*$  to  $S_2$ , else add it to  $S_1$ ;
8      $\mathcal{V} := \mathcal{V} \setminus \{j^*\};$ 
9      $\text{cut}(S_1, S_2) := \text{cut}(S_1, S_2) + \max\{w(j^*, S_1), w(j^*, S_2)\};$ 
10 return  $S_1, S_2$ , and  $\text{cut}(S_1, S_2)$ 
    
```

8.6.2 Equivalence Between Labelling Criteria of SG and D2Greedy

Claim 8.3. *Except for processing the first two vertices, D2Greedy and SG conduct the same labelling strategy for each vertices.*

Proof. To verify this, assume in the beginning of a certain step i , the solution set pair of SG is (S_1, S_2) , of D2Greedy is (S, T) (for simplicity omit the step index here).

Note that the relationship between solution sets of SG and D2Greedy is: $S_1 \leftrightarrow S$ and $S_2 \leftrightarrow (\mathcal{V} \setminus T)$.

For SG, the labelling criterion for vertex i is:

$$w(i, S_2) - w(i, S_1) = \sum_{i,j \in S_2} w_{ij} - \sum_{i,j \in S_1} w_{ij}. \quad (8.7)$$

For D2Greedy, the labelling criterion for vertex i is:

$$\begin{aligned}
 a_i - b_i &= [f(S \cup \{v_i\}) - f(S)] - [f(T \setminus \{v_i\}) - f(T)] \\
 &= \left(\sum_{i \in S \cup \{v_i\}, j \in V \setminus S \setminus \{v_i\}} w_{ij} - \sum_{i \in S, j \in V \setminus S} w_{ij} \right) - \\
 &\quad \left(\sum_{i \in T \setminus \{v_i\}, j \in V \setminus T \cup \{v_i\}} w_{ij} - \sum_{i \in T, j \in V \setminus T} w_{ij} \right) \tag{8.8}
 \end{aligned}$$

$$\begin{aligned}
 &= \left(\sum_{i, j \in V \setminus S \setminus \{v_i\}} w_{ij} - \sum_{i \in S, j=i} w_{ij} \right) - \\
 &\quad \left(\sum_{i \in T \setminus \{v_i\}, j=i} w_{ij} - \sum_{i, j \in V \setminus T} w_{ij} \right) \tag{8.9}
 \end{aligned}$$

$$\begin{aligned}
 &= \left(\sum_{i, j \in (V \setminus T) \cup (T \setminus S \setminus \{v_i\})} w_{ij} - \sum_{i, j \in S} w_{ij} \right) - \\
 &\quad \left(\sum_{i, j \in (S) \cup (T \setminus S \setminus \{v_i\})} w_{ij} - \sum_{i, j \in V \setminus T} w_{ij} \right) \tag{8.10}
 \end{aligned}$$

$$\begin{aligned}
 &= 2 \left(\sum_{i, j \in V \setminus T} w_{ij} - \sum_{i, j \in S} w_{ij} \right) \\
 &= 2 \left(\sum_{i, j \in S_2} w_{ij} - \sum_{i, j \in S_1} w_{ij} \right) \tag{8.11} \\
 &= 2[w(i, S_2) - w(i, S_1)],
 \end{aligned}$$

where Equation (8.11) comes from the relationship between solution sets of SG and D2Greedy.

So the labelling criterion for SG and D2Greedy is equivalent with each other. \square

8.6.3 Counting Methods for Double Greedy Algorithms

D2Greedy: summarized in Algorithm 10, we have proved that it has the same labelling criterion with SG, the relationship between solution sets of SG and D2Greedy is: $S_1 \leftrightarrow S$ and $S_2 \leftrightarrow (V \setminus T)$, we will use S_1 and S_2 in the description of its counting methods.

In step t ($t = 1, \dots, n$) there are $k = n - t$ unlabelled vertices, it is not difficult to know that the number of possible solutions for each instance is

$$|C(G')| = |C(G'')| = \begin{cases} 2^k & \text{if } S_1 \neq \emptyset \text{ and } S_2 \neq \emptyset \\ 2^k - 1 & \text{otherwise} \end{cases} \quad (8.12)$$

To count the intersection set (i.e. $|C(G') \cap C(G'')|$), assume the solution sets of G' is (S'_1, S'_2) , the solution sets of G'' is (S''_1, S''_2) , so the unlabelled vertex sets are $T' = V \setminus S'_1 \setminus S'_2$, $T'' = V \setminus S''_1 \setminus S''_2$, respectively. Denote $L := T' \cap T''$ be the common vertices of the two unlabelled vertex sets, so $l = |L|$ ($0 \leq l \leq k$) is the number of common vertices in the unlabelled k vertices. Denote $M' := T' \setminus L$, $M'' := T'' \setminus L$ be the sets of different vertex sets between the two unlabelled vertex sets. Then,

1. if $(S'_1 \setminus M'', S'_2 \setminus M'')$ or $(S'_2 \setminus M'', S'_1 \setminus M'')$ matches $(S''_1 \setminus M', S''_2 \setminus M')$.

Assume w.l.o.g. that $(S'_1 \setminus M'', S'_2 \setminus M'')$ matches $(S''_1 \setminus M', S''_2 \setminus M')$:

$$|C(G') \cap C(G'')| = \begin{cases} 2^l & \text{if } S'_1 \cup S''_1 \neq \emptyset \text{ and } S'_2 \cup S''_2 \neq \emptyset \\ 2^l - 1 & \text{otherwise} \end{cases}$$

2. otherwise, $|C(G') \cap C(G'')| = 0$

SG₃: presented in Section 8.3.1.

SG: summarized in Algorithm 13, the methods to count its approximation sets is the same as that of SG₃.

RDGreedy: summarized in Algorithm 14, the methods to count its approximation sets is the same as that of D2Greedy.

8.6.4 Proof of the Correctness of Method to Count $|C(G') \cap C(G'')|$ of SG₃

Proof. First of all, notice that M' must be included in $S_1'' \cup S_2''$ and M'' must be included in $S_1' \cup S_2'$, because M' has no intersection with M'' , and we know that $S_1'' \cup S_2'' \cup M'' = S_1' \cup S_2' \cup M'$. After removing M' from $S_1'' \cup S_2''$, and M'' from $S_1' \cup S_2'$, the vertices in the pairs, $(S_1' \setminus M'', S_2' \setminus M'')$ and $(S_1'' \setminus M', S_2'' \setminus M')$, can not be changed by distributing any other unlabelled vertices, so if they can not match with each other, there will be no common solutions.

If they can match, in the following, there is only one way to distribute M' and M'' to have common solutions. And the vertices in the common set $L = T' \cap T''$ can be distributed consistently in the two instances, so in this situation $|C(G') \cap C(G'')| = 2^l$. \square

8.6.5 Proof of Theorem 8.1

Proof. First of all, We will prove the following claim, then use the claim to prove Theorem 8.1.

Claim 8.4. *In each step t ($t = 0, \dots, n - 2$), the following conditions hold:*

1. *The remained super vertices in P, Q are distinct with each other, that means any two super vertices inside P or Q do not have intersection, and there are no common super vertex between P and Q .*
2. *The common super vertex removed from P, Q , i.e., $\mathbf{p}_{ii'} = \mathbf{q}_{jj'}$, is the smallest common super vertex containing \mathbf{p}_i or $\mathbf{p}_{i'}$ (respectively, \mathbf{q}_j or $\mathbf{q}_{j'}$)*
3. *The common super vertex removed from P, Q , i.e., $\mathbf{p}_{ii'} = \mathbf{q}_{jj'}$, are "unique" (i.e., there does not exist $\mathbf{p}_{ii''} = \mathbf{q}_{jj''}$, such that $\mathbf{p}_{ii''} \neq \mathbf{p}_{ii'}$). That means, there is only one possible way to construct the removed common super vertex.*

We will use inductive assumption to prove the claim. First of all, in the beginning (step 0), the conditions hold. Assume the conditions hold in step t . In step $t + 1$, there are two possible situations:

- There are no common super vertex removed.

Condition 1 holds because the contracted super vertices pair do not equal. Condition 2, 3 hold as well because there are no contracted super vertices removed.

- There are common super vertex removed.

Condition 1 holds because the only common super vertices pair have been removed from P, Q , respectively.

To prove condition 2, notice that the smaller vertices for $\mathbf{p}_{ii'}$ are $\mathbf{p}_{ii'} \setminus \mathbf{p}_i = \mathbf{p}_{i'}$ and $\mathbf{p}_{ii'} \setminus \mathbf{p}_{i'} = \mathbf{p}_i$, respectively, for $\mathbf{q}_{jj'}$ are $\mathbf{q}_{jj'} \setminus \mathbf{q}_j = \mathbf{q}_{j'}$ and $\mathbf{q}_{jj'} \setminus \mathbf{q}_{j'} = \mathbf{q}_j$, according to Condition 1, they can not be common super vertices, so there are no smaller common super vertices.

To prove condition 3, assume there exists $\mathbf{p}_{ii''} = \mathbf{q}_{jj''}$, such that $\mathbf{p}_{ii''} \neq \mathbf{p}_{i'}$ (respectively, $\mathbf{q}_{jj''} \neq \mathbf{q}_{j'}$), so $\mathbf{p}_{i''} \neq \mathbf{p}_{i'}$ ($\mathbf{p}_{j''} \neq \mathbf{p}_{j'}$). From Algorithm 12 we know that $\mathbf{p}_i \cup \mathbf{p}_{i''} = \mathbf{p}_{ii''} \supseteq \mathbf{q}_j \setminus \mathbf{p}_i$ and $\mathbf{p}_i \cup \mathbf{p}_{i'} = \mathbf{p}_{ii'} \supseteq \mathbf{q}_j \setminus \mathbf{p}_i$ (respectively, $\mathbf{q}_j \cup \mathbf{q}_{j''} = \mathbf{q}_{jj''} \supseteq \mathbf{p}_i \setminus \mathbf{q}_j$ and $\mathbf{q}_j \cup \mathbf{q}_{j'} = \mathbf{q}_{jj'} \supseteq \mathbf{p}_i \setminus \mathbf{q}_j$), so that $\mathbf{p}_{i''} \supseteq \mathbf{q}_j \setminus \mathbf{p}_i$ and $\mathbf{p}_{i'} \supseteq \mathbf{q}_j \setminus \mathbf{p}_i$ (respectively, $\mathbf{q}_{j''} \supseteq \mathbf{p}_i \setminus \mathbf{q}_j$ and $\mathbf{q}_{j'} \supseteq \mathbf{p}_i \setminus \mathbf{q}_j$), that contradicts the known truth that $\mathbf{p}_{i'}$ and $\mathbf{p}_{i''}$ (respectively, $\mathbf{q}_{j'}$ and $\mathbf{q}_{j''}$) must be totally different with each other (from Condition 1).

Then we use the claim to prove that the c returned by Algorithm 12 is exactly the maximum number of common super vertices after all possible contractions. Because the three conditions hold for each step, we know that finally all the common super vertices are removed out from P and Q . From Condition 2 we know that all the removed common super vertices are the smallest ones, from Condition 3 we get that there is not a second way to

construct the common super vertices, so the resulted c is the maximum number of common super vertices after all possible contractions.

□

VALIDATING GOEMANS-WILLIAMSON'S MAXCUT ALGORITHM

You have no idea, how much poetry there is in the calculation of a table of logarithms!

– Carl Friedrich Gauss

In chapter 8 we have investigated the robustness of *greedy* MAXCUT algorithms by employing the Approximation Set Coding framework (Buhmann, 2010; Gronskiy et al., 2014) for measuring information content of algorithmic solutions. However, the methodology used in the last chapter has to be generalized to analyze continuous MAXCUT algorithms, e.g., the Goemans-Williamson's MAXCUT algorithm using semidefinite programming relaxation (Goemans et al. (1995), abbreviated as MAXCUT-SDP). In order to analyze the generalization performance of non-greedy, continuous algorithms, we propose an information-theoretic algorithmic regularization and validation strategy based on *posterior agreement* (PA), and further theoretically justify it by presenting the “coding by posterior” framework. The strategy regularizes algorithms and ranks them according to the informativeness of their output given noisy input.

The MAXCUT-SDP algorithm firstly obtains a fractional solution by solving an SDP relaxation of the MAXCUT problem, then rounds the fractional solution back to a solution of graph cut using the technique of random hyperplane rounding. The vanilla MAXCUT-SDP algorithm does not provide a sequence of posterior distributions of graph cut solutions. In order to study its generalization performance, we derive a generalization of the MAXCUT-SDP

algorithm in the following sense: i) We allow the SDP solver of MAXCUT-SDP to stop at any running time t ; ii) For a given stopping time t , we propose methods to evaluate the posterior distribution of cuts induced by the status of MAXCUT-SDP at this time; iii) Given the evaluation of posteriors, we utilize the PA based approach to investigate the generalization ability of the MAXCUT-SDP algorithm. Experimental comparison with representative greedy MAXCUT algorithms shows that MAXCUT-SDP with the best known approximation ratio generalizes worse than greedy MAXCUT algorithms under high noise level.

9.1. Information Content as Generalization Ability of Algorithms

Classical algorithms usually search for a unique or a randomized solution in the hypothesis class. Input noise often renders such algorithmic solutions highly unstable. Therefore, we require an algorithm to return a posterior distribution of solutions given the noisy input. Such a posterior should concentrate on few solutions but the posterior must be stable for equally likely inputs. We interpret this tradeoff between precise localization in the hypothesis class and stability of posteriors as the *generalization* ability of an algorithm. Under this strategy, an algorithm should stop early to recover the stable solutions (posterior distribution of solutions). For an algorithm \mathcal{A} to succeed with an informative and stable output in the two-instance scenario, e.g., the MAXCUT-SDP of Goemans et al. (1995), we propose a general information-theoretic regularization and validation strategy, which is based on a provable analogue of information content for algorithms.

It is well-known that when training machine learning models, e.g., training neural network with the stochastic gradient descent algorithm, one should stop the algorithm early to recover generalizable models, which is called the “early-stopping” strategy (Girosi et al., 1995; Caruana et al., 2001). With empirical success, few theory has been proposed for this well-utilized strategy. By analogue between the generalizable solutions and machine learning models, this work also provides an information-theoretic verification of this “early-stopping” strategy. Though we use MAXCUT algorithms as an illustrating example in this chapter, it is noteworthy that the strategy applies generally to any algorithms in the two-instance scenario.

9.2. Algorithm Validation via Posterior Agreement

The posterior agreement objective for algorithm validation is motivated by the “coding by posterior” framework, which will be presented in this section. On a high level, it is based on an analogue to the noisy communication channel in Shannon’s information theory (Cover et al., 2012).

We denote as $G, G', G'' \in \mathcal{G}$ different data instances in the two-instance scenario (details in Section 1.3). Often, a computational problem is associated with some cost function $R(c, G)$, which measures how well a hypothesis c in the hypothesis space \mathcal{C} will solve the problem on input G . An algorithm \mathcal{A} maps the input space to the hypothesis space $\mathcal{A} : \mathcal{G} \rightarrow \mathcal{C}$. We introduce parameters $\theta \in \Theta$ to enumerate a set of algorithms. In combinatorial optimization for example, θ might denote the approximation precision or stopping time.

In general, we assume that algorithm \mathcal{A} assigns non-negative weights $w_\theta(c, G)$ to all hypotheses dependent on the input and the parameters, i.e.,

$$w : \mathcal{C} \times \mathcal{G} \times \Theta \rightarrow [0, +\infty), \quad (c, G, \theta) \mapsto w_\theta(c, G). \quad (9.1)$$

Gibbs weights $w_\beta(c, G) = \exp(-\beta R(c, G))$ with inverse temperature β , for example, rank different hypotheses according to how well they solve the problem in terms of costs $R(c, G)$.

Such a weighting of hypotheses can be interpreted as a posterior distribution $\mathbb{P}_\theta(c|G)$ induced by algorithm \mathcal{A} , and is defined as

$$\mathbb{P}_\theta(c|G) := w_\theta(c, G) / \sum_{c' \in \mathcal{C}} w_\theta(c', G), \quad \forall c \in \mathcal{C}. \quad (9.2)$$

For example, if we choose an indicator function as weights

$$w_\theta(c, G) = \mathbf{1}\{R(c, G) \leq R(c^\perp, G) + \gamma(\theta)\}, \quad (9.3)$$

where $\gamma(\theta)$ denotes a precision value determined by a specific \mathcal{A} and the empirical risk minimizer $c^\perp(G) = \arg \min_{c \in \mathcal{C}} R(c, G)$ centers an “approximation set” of size $\gamma(\theta)$ in \mathcal{C} . In this manner we can recover the “approximation set coding” framework of Buhmann (2010).

The posterior $\mathbb{P}_\theta(c|G)$ effectively partitions the hypothesis class into statistically equivalent solutions with high weight values and discards hypotheses with vanishing weights. $\mathbb{P}_\theta(c|G)$ plays the role of a codebook vector with the associated Voronoi cell.

To generate alternative posteriors for a coding protocol we have to use the given data G and have to transform the mapping from \mathcal{G} to \mathcal{C} . Such transformations should not change the measurements represented by G but the algorithmic mapping.

Definition 9.1 (Transformation set). Given data instance G and algorithm \mathcal{A} with posterior $\mathbb{P}_\theta(c|G)$, we define the *transformation set* \mathbb{T} as a set of mappings $\tau : \mathcal{G} \rightarrow \mathcal{G}$ such that the following two conditions are satisfied,

1. $\mathcal{A}(\tau \circ G), \tau \in \mathbb{T}$ generates an “approximately uniform cover” of the hypothesis space \mathcal{C} , i.e., $\sum_{\tau \in \mathbb{T}} \mathbb{P}_\theta(c|\tau \circ G) \in [\frac{|\mathbb{T}|}{|\mathcal{C}|}(1 - \rho), \frac{|\mathbb{T}|}{|\mathcal{C}|}(1 + \rho)]$, for $0 < \rho < 1$;
2. For every transformation $\tau \in \mathbb{T}$ there exists an associated transformation $\tau^c : \mathcal{C} \mapsto \mathcal{C}$ such that $w_\theta(c, \tau \circ G) = w_\theta(\tau^c \circ c, G)$.

Given a posterior and transformations, we can define a *virtual communication scenario*. It requires a sender \mathfrak{S} , a receiver \mathfrak{R} , and a problem generator $\mathfrak{P}\mathfrak{G}$ as a noisy channel between \mathfrak{S} and \mathfrak{R} . Sender and receiver agree on algorithm \mathcal{A} and its induced posteriors. The communication scenario consists the following parts:

9.2.1 Code Book Generation

The communication code is generated by the procedure:

1. Sender \mathfrak{S} and receiver \mathfrak{R} obtain the sample G' from the problem generator $\mathfrak{P}\mathfrak{G}$.
2. Sender \mathfrak{S} and receiver \mathfrak{R} calculate the posterior $\mathbb{P}_\theta(c|G')$.

3. A set of transformations $T = \{\tau_1, \dots, \tau_M\} \subseteq \mathbb{T}$ is generated uniformly with associated posteriors $\mathbb{P}_\theta(c|\tau_j \circ G')$, $1 \leq j \leq M$.
4. \mathfrak{S} and \mathfrak{R} agree on a transformation set T and posteriors $\mathbb{P}_\theta(c|\tau_j \circ G')$, $1 \leq j \leq M$.

The posteriors $\mathbb{P}_\theta(c|\tau_j \circ G')$, $\tau_j \in T$ play the role of codebook vectors in Shannon's theory of communication.

9.2.2 Communication Protocol

1. The sender \mathfrak{S} selects a transformation $\tau_s \in T$ as message and sends it to the problem generator $\mathfrak{P}\mathfrak{S}$.
2. $\mathfrak{P}\mathfrak{S}$ generates the instance G'' and applies the transformation τ_s to G'' , yielding $\tilde{G} := \tau_s \circ G''$.
3. $\mathfrak{P}\mathfrak{S}$ sends \tilde{G} to \mathfrak{R} without revealing τ_s .
4. \mathfrak{R} calculates the posterior $\mathbb{P}_\theta(c|\tilde{G})$.
5. \mathfrak{R} estimates the message τ_s by using the decoding rule:

$$\hat{\tau} = \arg \max_{\tau \in T} \mathbb{E}_{c \sim \mathbb{P}_\theta(c|\tau \circ G')} \mathbb{P}_\theta(c|\tau_s \circ G'') \quad (9.4)$$

$$= \arg \max_{\tau \in T} \sum_{c \in \mathcal{C}} \mathbb{P}_\theta(c|\tau \circ G') \mathbb{P}_\theta(c|\tilde{G}). \quad (9.5)$$

9.2.3 Error Analysis of the Virtual Communication Protocol

The probability of a communication error amounts to

$$\mathbb{P}(\hat{\tau} \neq \tau_s | \tau_s) \tag{9.6}$$

$$= \mathbb{P}\left(\max_{\tau_j \in T \setminus \tau_s} \mathbb{E}_{\mathbb{P}(c|\tau_j \circ G')}[\mathbb{P}(c|\tilde{G})] \geq \mathbb{E}_{\mathbb{P}(c|\tau_s \circ G')}[\mathbb{P}(c|\tilde{G})]\right) \tag{9.7}$$

$$\stackrel{(a)}{\leq} \sum_{\tau_j \in T \setminus \tau_s} \mathbb{P}\left(\mathbb{E}_{\mathbb{P}(c|\tau_j \circ G')}[\mathbb{P}(c|\tilde{G})] \geq \mathbb{E}_{\mathbb{P}(c|G')}[\mathbb{P}(c|G'')]\right) \tag{9.8}$$

$$\stackrel{(b)}{\leq} \sum_{\tau_j \in T \setminus \tau_s} \mathbb{E}_{G', G''} \frac{\mathbb{E}_{\tau_j} \mathbb{E}_{\mathbb{P}(c|\tau_j \circ G')}[\mathbb{P}(c|\tilde{G})]}{\mathbb{E}_{\mathbb{P}(c|G')}[\mathbb{P}(c|G'')]} , \tag{9.9}$$

by applying the union bound (a) and Markov's inequality (b).

Abbreviating $Z_{\mathbb{T}} := \mathbb{E}_{\tau_j} \mathbb{E}_{\mathbb{P}(c|\tau_j \circ G')}[\mathbb{P}(c|\tilde{G})]$, we derive

$$Z_{\mathbb{T}} \tag{9.10}$$

$$\begin{aligned} &= \mathbb{E}_{\tau_j} \mathbb{E}_{\mathbb{P}(c|\tau_j \circ G')} \mathbb{P}(c|\tilde{G}) = \mathbb{E}_{\tau_j} \sum_{c \in \mathcal{C}} \mathbb{P}(c|\tau_j \circ G') \mathbb{P}(c|\tilde{G}) \\ &= \sum_{c \in \mathcal{C}} \mathbb{P}(c|\tilde{G}) \mathbb{E}_{\tau_j} \mathbb{P}(c|\tau_j \circ G') = \sum_{\tau_j \in \mathbb{T}} \mathbb{P}(\tau_j) \mathbb{P}(c|\tau_j \circ G) \end{aligned} \tag{9.11}$$

$$\leq (1 + \rho) |\mathcal{C}|^{-1}, \tag{9.12}$$

where Equation (9.12) arises from the approximately uniform coverage of \mathcal{C} by the posteriors, i.e., $\sum_{\tau \in \mathbb{T}} \mathbb{P}(c|\tau \circ G) \in [\frac{|\mathbb{T}|}{|\mathcal{C}|}(1 - \rho), \frac{|\mathbb{T}|}{|\mathcal{C}|}(1 + \rho)]$ and $\mathbb{P}(\tau) = 1/|\mathbb{T}|$. Substituting Equation (9.12) into Equation (9.8) we derive the error bound

$$\mathbb{P}(\hat{\tau} \neq \tau_s | \tau_s) \leq \sum_{\tau_j \in T \setminus \tau_s} \mathbb{E}_{G', G''} \left[\left(\frac{|\mathcal{C}|}{1 + \rho} \mathbb{E}_{\mathbb{P}(c|G')}[\mathbb{P}(c|G'')] \right)^{-1} \right] \tag{9.13}$$

$$= (M - 1) \mathbb{E}_{G', G''} \left[\left(\frac{|\mathcal{C}|}{1 + \rho} k(G', G'') \right)^{-1} \right] \tag{9.14}$$

$$\leq M \mathbb{E}_{G', G''} \left[\exp(-\log(\frac{|\mathcal{C}|}{1 + \rho} k(G', G''))) \right], \tag{9.15}$$

where Equation (9.14) comes from the definition of posterior agreement in Equation (1.3).

We then analyze $\hat{I} := \log(|\mathcal{C}|k(G', G''))$ in Equation (9.15) at its expected value

$$I := \mathbb{E}_{G', G''} [\log(|\mathcal{C}|k(G', G''))]. \quad (9.16)$$

To control the fluctuations $\Delta_{G', G''} := \hat{I} - I$, we assume that for all $\epsilon > 0, \delta > 0$, there exists $n_0 \in \mathbb{N}$ s.t. for all $n > n_0$

$$\mathbb{P}(|\Delta_{G', G''}| \geq \epsilon I) < \delta. \quad (9.17)$$

This assumption of asymptotically vanishing fluctuations yields the following upper bound

$$\mathbb{E}_{G', G''} [\exp(-\hat{I})] \leq \exp(-I(1 - \epsilon)). \quad (9.18)$$

Since ϵ can be chosen arbitrarily small in the asymptotic limit, the error probability is bounded with high probability by

$$\mathbb{P}(\hat{\tau} \neq \tau_s | \tau_s) \leq \exp(-I + \log(M(1 + \rho))). \quad (9.19)$$

For I exceeding the effective total rate $\log(M(1 + \rho))$, the error vanishes asymptotically since $I = O(\log |\mathcal{C}|)$. This bound suggests that we should maximize I in Equation (9.16) when searching for informative algorithms, thus verifying the definition of algorithmic information content defined in Equation (1.4).

9.2.4 Connection to Classical Mutual Information

Let G' and G'' be the two random variables of the noisy graph instances in the two-instance scenario (as specified in Section 1.3). With a bit abuse of notation, we use G', G'' as the realizations of \mathbf{G}' and \mathbf{G}'' , respectively. Then we make a connection between the classical mutual information $\mathcal{I}(\mathbf{G}'; \mathbf{G}'')$ and the algorithmic information content in Equation (1.4).

We start by expanding the joint distribution $\mathbb{P}(G', G'')$ with cut variables $c \in \mathcal{C}$ and transformations $\tau \in T$:

$$\mathcal{I}(G'; G'') = \mathbb{E}_{G', G''} \log \frac{\mathbb{P}(G', G'')}{\mathbb{P}(G')\mathbb{P}(G'')} \quad (9.20)$$

$$= \mathbb{E}_{G', G''} \log \frac{\sum_c \sum_\tau \mathbb{P}(G', G'' | c, \tau) \mathbb{P}(c, \tau)}{\mathbb{P}(G')\mathbb{P}(G'')}. \quad (9.21)$$

Algorithm 16: MAXCUT-SDP (Goemans et al., 1995)

Input: undirected graph $G = (V, E; \mathbf{W})$ with non-negative weights \mathbf{W}

Output: cut $c = (S, V \setminus S)$

- 1 solve problem (R), obtaining an optimal set of vectors $\mathbf{v}_i \in S_{n-1}$;
 - 2 let \mathbf{r} be a vector *uniformly* distributed on S_{n-1} ;
 - 3 **return** $S := \{i \mid \mathbf{v}_i \cdot \mathbf{r} \geq 0, \forall i \in V\}$ and $V \setminus S$
-

The conditional distribution $\mathbb{P}(G', G'' | c, \tau)$ of G', G'' factorizes due to conditioning on c and τ ,

$$\mathbb{P}(G', G'' | c, \tau) = \mathbb{P}(G' | c, \tau) \mathbb{P}(G'' | c, \tau) \quad (9.22)$$

$$\stackrel{(a)}{=} \frac{\mathbb{P}(c | G', \tau)}{\mathbb{P}(c | \tau)} \mathbb{P}(G' | \tau) \frac{\mathbb{P}(c | G'', \tau)}{\mathbb{P}(c | \tau)} \mathbb{P}(G'' | \tau), \quad (9.23)$$

since G', G'' are independent given c and τ . The transformation τ plays the role of a latent variable. Step (a) applies the Bayes rule twice. Substitute Equation (9.22) into Equation (9.21) and assume $\mathbb{P}(c) = |\mathcal{C}|^{-1}$, we get (detailed derivation of Equation (9.24) is deferred to Section 9.7)

$$\mathcal{I}(G'; G'') = \mathbb{E}_{G', G''} \log \sum_c \left[\frac{\mathbb{P}(c | G') \mathbb{P}(c | G'')}{\mathbb{P}(c)} \right] \quad (9.24)$$

$$= \mathbb{E}_{G', G''} \log |\mathcal{C}| \sum_c \mathbb{P}(c | G') \mathbb{P}(c | G'') = I(G'; G''). \quad (9.25)$$

Thus we reach the algorithmic information content in Equation (1.4).

9.3. MaxCut Algorithm using SDP Relaxation

In this section we give a geometric interpretation of Goemans-Williamson's MAXCUT algorithm using semidefinite programming relaxation (Goemans et al. (1995), abbreviated as MAXCUT-SDP), which will facilitate deriving methods to calculate the posterior of cuts. Algorithm 16 summarizes the MAXCUT-SDP algorithm: It rounds the solution to a non-linear programming relaxation, which can be interpreted as SDP, then it solves the SDP using standard algorithms, such as interior-point methods (Helmberg et al., 1996), bundle method or block coordinate descent (Waldspurger et al., 2015).

Concretely, MAXCUT is formulated as the NP-complete integer program:

$$(Q) \quad \begin{aligned} & \max \frac{1}{2} \sum_{i < j} W_{ij} (1 - v_i v_j) \\ & \text{s.t. } v_i \in \{-1, 1\} \quad \forall i \in V \end{aligned} \quad (9.26)$$

then (Q) is relaxed to define the following non-linear problem,

$$(R) \quad \begin{aligned} & \max \frac{1}{2} \sum_{i < j} W_{ij} (1 - \mathbf{v}_i^\top \mathbf{v}_j) \\ & \text{s.t. } \mathbf{v}_i \in S_{n-1} \quad \forall i \in V \end{aligned} \quad (9.27)$$

where S_{n-1} is the $(n - 1)$ -dimensional unit sphere, i.e., $S_{n-1} = \{\mathbf{v} \in \mathbb{R}^n \mid \|\mathbf{v}\|_2 = 1\}$. Arrange the n vectors $\mathbf{v}_1, \dots, \mathbf{v}_n$ to be the n columns of a $n \times n$ matrix \mathbf{D} , that is, $\mathbf{D} = (\mathbf{v}_1, \mathbf{v}_2, \dots, \mathbf{v}_n)$. Let $\mathbf{X} := \mathbf{D}^\top \mathbf{D}$, then the ij^{th} entry of \mathbf{X} is $X_{ij} = \mathbf{v}_i^\top \mathbf{v}_j$. One can observe that (R) equals to the following SDP problem with only equality constraints:

$$(SDP) \quad \begin{aligned} & \max \frac{1}{2} \sum_{i < j} W_{ij} (1 - X_{ij}) \\ & \text{s.t. } X_{ii} = 1, \forall i \in V, \\ & \quad \mathbf{X} \text{ is symmetric positive semidefinite.} \end{aligned} \quad (9.28)$$

We use one classical interior-point method (Helmberg et al., 1996) to solve the SDP problem in (9.28).

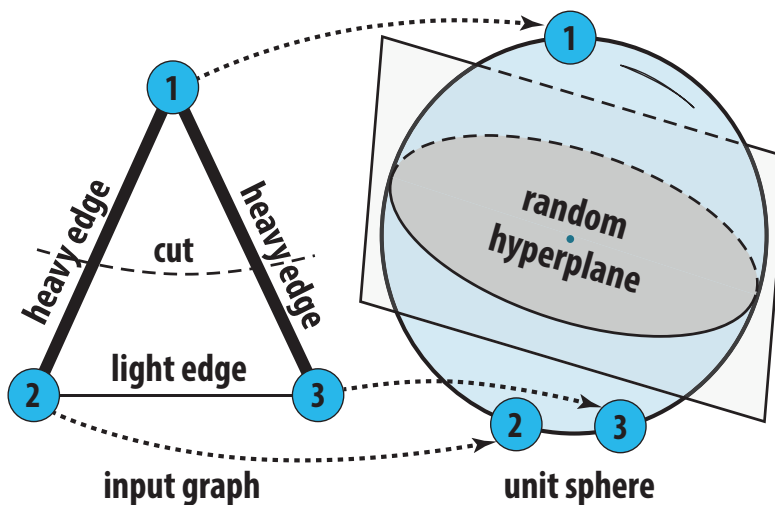


Figure 9.1: A geometric view of Algorithm 16

A geometric view in Figure 9.1 explains the essence of Algorithm 16: It maps vertices to vectors on the unit sphere. A feasible SDP solution corresponds

to a point configuration on the unit sphere, while a feasible solution to MAXCUT assigns a sign variable $\{\pm 1\}$ with every graph vertex. An optimal solution of SDP tends to send adjacent vertices with heavy edges to antipodal points, thereby maximizing $(1 - \mathbf{v}_i^\top \mathbf{v}_j)/2$. A rounding technique is required that separates most far away pairs, and hence keeps close pairs together. *Random hyperplane rounding* works gracefully: A random hyperplane through the origin partitions the sphere into two halves, which correspond to cut parts (see Figure 9.1). The ratio between the expected cut value over the maximum cut value is never worse than $\alpha \approx 0.87856$, which is the expected approximation guarantee of MAXCUT-SDP.

9.4. Calculate Posterior Probability of Cuts

Given the geometric interpretation of the MAXCUT-SDP algorithm in Section 9.3, we can derive the scheme to calculate posterior probability of cuts here, which will be used to evaluate the posterior agreement in Equation (1.3).

In step t , the relaxed SDP problem (9.27) outputs the n intermediate vectors $O_t = \{\mathbf{v}_1, \mathbf{v}_2, \dots, \mathbf{v}_n\}$. Each cut $c := (S, \bar{S})$, where $S = \{1, \dots, \ell\}$, $\bar{S} := V \setminus S = \{\ell + 1, \dots, n\}$, induces a set,

$$B(c) = \{\mathbf{b}_1, \dots, \mathbf{b}_n\} := \{\mathbf{v}_1, \dots, \mathbf{v}_\ell, -\mathbf{v}_{\ell+1}, \dots, -\mathbf{v}_n\}.$$

Let the corresponding matrix with columns specified by $\{\mathbf{b}_1, \dots, \mathbf{b}_n\}$ be \mathbf{B} . $B(c)$ is used to define a polygonal intersection cone:

Definition 9.2 (Polygonal *intersection cone*). The cone C determined by the cut $c = (S, \bar{S})$ is the intersection of n half-spaces:

$$C = C(c) := \{\mathbf{x} \in \mathbb{R}^n, \|\mathbf{x}\|_2 \leq 1 \mid \mathbf{x}^\top \mathbf{b}_i \geq 0, \forall i \in V\}. \quad (9.29)$$

It determines the posterior of the corresponding cut by Lemma 9.3 (all proof of lemmas are in Section 9.7) in the following,

Lemma 9.3. *The posterior $\mathbb{P}(c|G)$ of a cut c is*

$$\mathbb{P}(c|G) = \frac{2 * \text{unit spherical area of } C(c)}{\text{area of unit sphere}} \quad (9.30)$$

$$= \frac{2 * \text{volume of } C(c)}{\text{volume of unit ball}} \quad (9.31)$$

$$= \frac{2 * \text{solid angle of } C(c)}{\text{solid angle of unit sphere}}. \quad (9.32)$$

Ensured by Lemma 9.3, the cut probabilities are measured either by spherical area, by volume or by solid angle. Without loss of generality, we calculate the solid angle to derive $\mathbb{P}(c|G)$. Since it is convenient to express the method of calculating solid angle in terms of the spanning cone definition, let us transform the intersection cone C into the spanning cone,

Definition 9.4 (Polygonal *spanning cone*). According to Tiel (1984), a polygonal spanning cone is spanned by a set of n linearly independent unit vectors $\mathbf{A} = (\mathbf{a}_1, \mathbf{a}_2, \dots, \mathbf{a}_n)$ in \mathbb{R}^n :

$$C' := \{\mathbf{x} \in \mathbb{R}^n, \|\mathbf{x}\|_2 \leq 1 \mid \mathbf{x} = \sum_{i=1}^n \lambda_i \mathbf{a}_i, \lambda_i \geq 0, 1 \leq i \leq n\}.$$

Given an intersection cone C , one can get an equivalent spanning cone C' by taking $\mathbf{A}^\top = \mathbf{B}^{-1}$, which is ensured by,

Lemma 9.5. *Given one intersection cone C (Definition 9.2) and one spanning cone C' (Definition 9.4), if $\exists k_1, \dots, k_n > 0$, s.t., $\mathbf{A}^\top = \text{diag}(k_1, \dots, k_n) \mathbf{B}^{-1}$, then $C' = C$.*

Algorithm 17: Calculate posterior of each cut (Bian et al., 2016)

Input: independent vectors $\{\mathbf{v}_1, \mathbf{v}_2, \dots, \mathbf{v}_n\}$ on S_{n-1}

Output: posterior of each cut $\mathbb{P}(c|G), \forall c \in \mathcal{C}$

```

1 for each cut  $c \in \mathcal{C}$  do
2   | get the cut induced set  $B(c)$ , let the corresponding matrix be  $\mathbf{B}$ ;
3   |  $\mathbf{A}^\top \leftarrow \mathbf{B}^{-1}$ ; // ensured by Lemma 9.5
4   | compute  $\mathbb{P}(c|G)$  by Equations (9.33) and (9.34);
5 return  $\mathbb{P}(c|G), \forall c \in \mathcal{C}$ 
    
```

Now we have the spanning cone C' associated with the cut c , we borrow the results of n -dimensional solid angle calculating (Hajja et al., 2002; Ribando,

2006): The solid angle of a spanning cone C' from Definition 9.4 is given by:

$$E = |\det(\mathbf{A})| \int_S \|\mathbf{A}\mathbf{s}\|_2^{-n} dS, \quad (9.33)$$

where the integral is calculated over a unit sphere $\|\mathbf{s}\|_2 = 1$ in the positive orthant given by $s_i \geq 0$.

Combined with the fact that the solid angle subtended by S_{n-1} is $\Omega_n = \frac{2\pi^{\frac{n}{2}}}{\Gamma(\frac{n}{2})}$ ($\Gamma(\cdot)$ is the Gamma function), according to Equation (9.30),

$$\mathbb{P}(c|G) = 2E/\Omega_n = E \cdot \Gamma(n/2)/\pi^{\frac{n}{2}}. \quad (9.34)$$

The complete procedure¹ to calculate the posterior probability of each cut is summarized in Algorithm 17. The way to exactly evaluate the surface integral (Equation (9.33)) is in Section 9.7.4. It involves an $(n-1)$ -variate integral, which is computationally intractable, we only use it in the low dimensional case as ground truth.

SAMPLING TO APPROXIMATE POSTERIOR OF CUT. For the high dimensional case, ensured by Lemma 9.3, we propose one simple and efficient sampling method in Algorithm 18 to approximate the posterior: In each iteration it uniformly samples one hyperplane with normal vector \mathbf{r} and records the cut c separated by that hyperplane, then it estimates $\mathbb{P}(c|G)$ by the statistics of each cut's frequency of occurrence. Theoretical analysis of approximation guarantee of Algorithm 18 and space-efficient implementation of it are in Section 9.7.5 and Section 9.7.6, respectively.

9.5. Experiments

We compare the MAXCUT-SDP algorithm (abbreviated as "SDP" in the following) with two representative greedy MAXCUT algorithms: The double greedy D2Greedy (Deterministic Double Greedy algorithm in Buchbinder et al., 2012),

¹ If the n intermediate vectors $O_i = \{\mathbf{v}_1, \mathbf{v}_2, \dots, \mathbf{v}_n\}$ have mutual dependencies, one can add small perturbations to them in order to make them independent, and the perturbation would still be insignificant w.r.t. vector positions.

Algorithm 18: Approximate cut’s posterior by sampling (Bian et al., 2016)

Input: $\{\mathbf{v}_1, \mathbf{v}_2, \dots, \mathbf{v}_n\}$ on S_{n-1} , #samplings

Output: approximate posterior of each cut

- 1 initialize $\text{count}(c) \leftarrow 0, \forall c \in \mathcal{C}$;
 - 2 **for** each \mathbf{r} uniformly sampled from S_{n-1} **do**
 - 3 $\tilde{c} \leftarrow (S, V \setminus S)$, where $S = \{i \mid \mathbf{v}_i \cdot \mathbf{r} \geq 0, \forall i \in V\}$;
 - 4 $\text{count}(\tilde{c}) \leftarrow \text{count}(\tilde{c}) + 1$;
 - 5 **return** $\mathbb{P}(c|G) \approx \text{count}(c)/\#\text{samplings}, \forall c \in \mathcal{C}$
-

and the backward greedy EC (Edge Contraction algorithm in Kahruman et al. (2007)). The way to evaluate their posteriors (approximation sets) can be found in chapter 8. Let $W_{\mathcal{A}}(G)$ be the cut value generated by an algorithm \mathcal{A} on graph G , $W_*(G)$ be the optimal cut value of G . The approximation ratio of an algorithm \mathcal{A} is the worst-case bound $\min_G \frac{W_{\mathcal{A}}(G)}{W_*(G)}$, which ranks the three algorithms as $\text{SDP} \succ \text{D2Greedy} \succ \text{EC}$. Since finding $W_*(G)$ for NP-complete problem is non-trivial, we use $\frac{W_{\mathcal{A}}(G)}{W(G)}$ as a natural lower bound of $\frac{W_{\mathcal{A}}(G)}{W_*(G)}$, where $W(G)$ denotes the total weight of G .

9.5.1 Experimental Setting

We experimented with the Gaussian edge weights model (Gronskiy et al., 2014): The graph instances are generated in a two-step fashion: Firstly, a random “master” graph G is generated with Gaussian distributed edge weights $W_{ij} \sim N(\mu, \sigma_m^2)$, $\mu = 300, \sigma_m = 50$, negative edges are set to be μ . Secondly, noisy graphs G', G'' are obtained by adding Gaussian distributed noise $n_{ij} \sim N(0, \sigma^2)$, negative edges are set to be zero. We perform 1000 repeated noisy samplings to estimate the expectation over (G', G'') in Equation (1.4).

9.5.2 Results and Analysis

Figure 9.2 shows the temporal information content ($I_t^{\mathcal{A}}$ in Equation (1.4)) for two σ values: 10 and 58. For all the algorithms, $I_t^{\mathcal{A}}$ increases at the

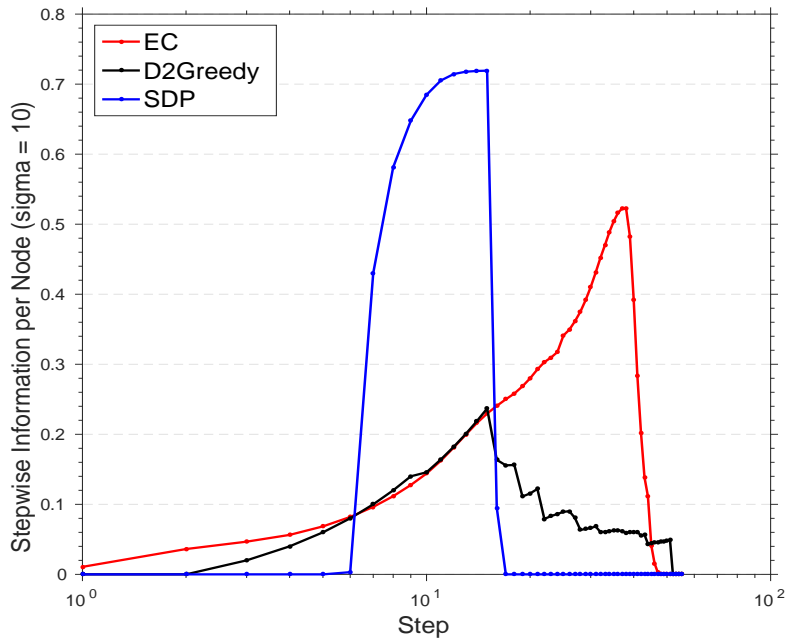
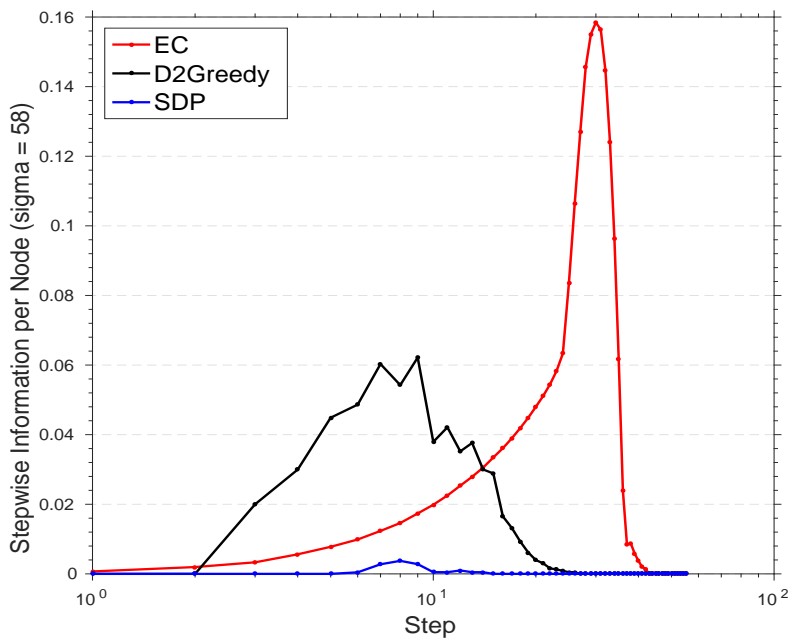
beginning. After reaching some optimal step t^* , where the highest $I_t^{\mathcal{A}}$ ($I^{\mathcal{A}}$ in Equation (1.4)) is achieved, it decreases and finally vanishes. This observation confirms the principle of regularization by early stopping at time t^* when the maximum $I_t^{\mathcal{A}}$ is reached.

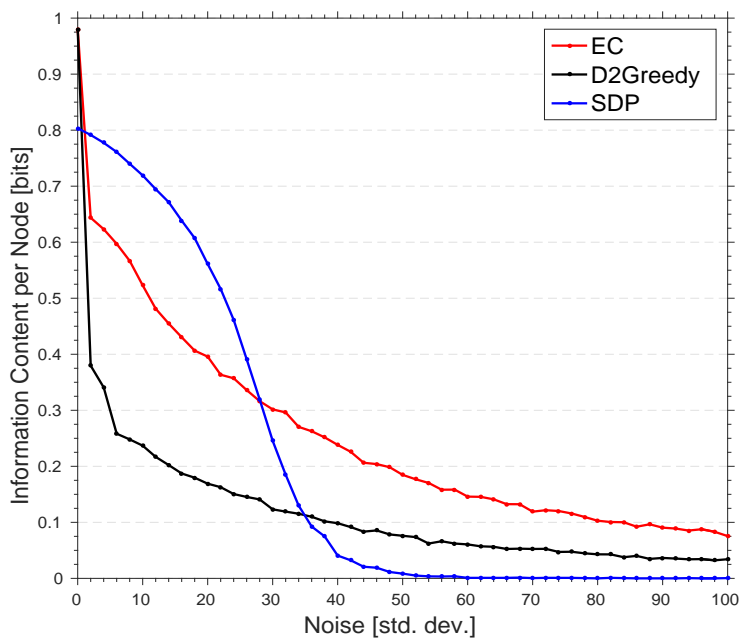
Figure 9.3 shows (a) the information content, and (b) the fully overlapping curves $W_{\mathcal{A}}(G')/W(G')$, $W_{\mathcal{A}}(G'')/W(G'')$, respectively. σ controls the noise level, larger σ means larger noise. In the noiseless case, $G' = G''$, so $\mathbb{P}(c|G') = \mathbb{P}(c|G'')$, and $I_t^{\mathcal{A}} = \mathbb{E}_{G',G''}[\log(|\mathcal{C}| \sum_{c \in \mathcal{C}} \mathbb{P}^2(c|G'))]$. All algorithms start with uniform distribution of solutions when $t = 0$; as the algorithm proceeds, the distribution of solutions concentrates more and more on a small support, $\sum_{c \in \mathcal{C}} \mathbb{P}^2(c|G')$ increases and reaches a maximum in the final step, so all algorithms reach the maximum $I_t^{\mathcal{A}}$ in the final step. For greedy algorithms (D2Greedy and EC), there is only one final solution with probability 1 in the last step, so $\sum_{c \in \mathcal{C}} \mathbb{P}^2(c|G') = 1$ and the maximum $I_t^{\mathcal{A}}$ is $\log(|\mathcal{C}|) = \log(2^{n-1} - 1)$, as shown by Figure 9.3(a). For SDP, however, when $\sigma = 0$, SDP can only approximately solve the input graphs, in the last step there are several solutions with non-zero probability, which renders its information content less than $\log(|\mathcal{C}|)$.

It is worth noting that for greedy algorithms (D2Greedy and EC), the higher the approximation ratio is for noisy graphs, the lower is the information content achieved by the algorithm. This behavior is quite intuitive since high approximation ratio means better adaptation to empirical fluctuations and, therefore, overfitting to noisy graphs. Consequently, there will be less agreement between the solutions of the two noisy graphs and the information content of the algorithm drops. A similar conclusion has also been drawn in Bousquet et al. (2008).

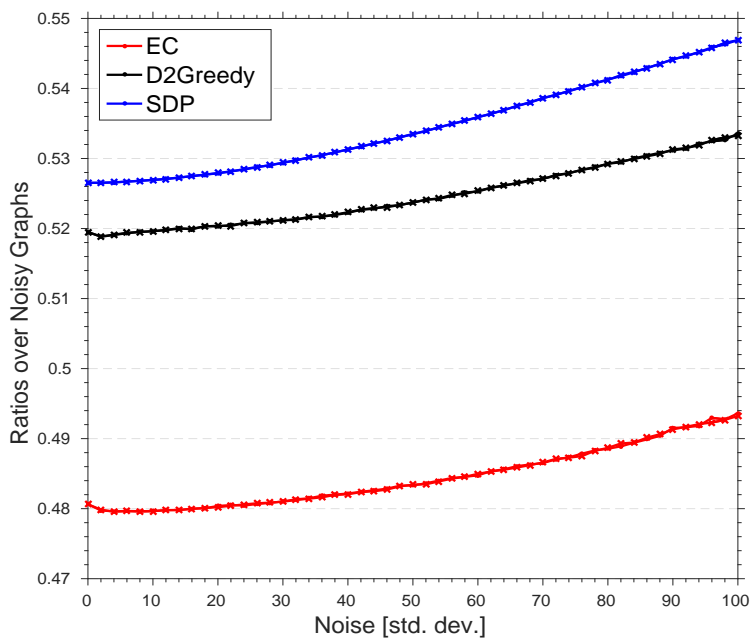
However, for the non-greedy algorithm SDP, there are two factors affecting its information content: The approximation ratio and its *probabilistic weighting strategy* to down-weight solutions without discarding them. SDP keeps all the possible solutions, instead of removing the bad solutions as greedy algorithms do, it assigns less probabilistic weights to them, so it can capture some uncertainty in the input.

The information content of SDP shows the influence of both factors: For low noise, the probabilistic weighting strategy dominates, SDP outperforms greedy algorithms in information content; while in high noise level, the

(a) $\sigma = 10$ (b) $\sigma = 58$ Figure 9.2: $I_t^{\mathcal{A}}$ per vertex w.r.t. t . $n = 50$.



(a) $I^{\mathcal{A}}$ per vertex w.r.t. σ



(b) $\frac{W_{\mathcal{A}}(G')}{W(G')}, \frac{W_{\mathcal{A}}(G'')}{W(G'')}$

Figure 9.3: Information content and lower bounds of approximation ratios.

influence of approximation ratio dominates, and SDP is inferior to greedy algorithms.

9.6. Conclusions and Discussions

The objective $I^{\mathcal{A}}$ in Equation (1.4) measures the information content of an algorithm given a noisy source of instances. We have theoretically justified this criterion, and applied it to study the robustness of MAXCUT algorithms with different approximation ratios. Of particular interest is the SDP based algorithm by Goemans et al. (1995), since it pursues a non-greedy strategy for the MAXCUT problem.

Comparison of SDP with two representative greedy MAXCUT algorithms (D2Greedy and EC) demonstrates that the ability of this approximation algorithm to achieve a high approximation ratio might decrease its generalization ability. The property of an algorithm to efficiently find a good empirical minimum might increase its fragility due to noise adaptation. This observation could be generalized or even proved for general approximation algorithms provided that the algorithms operate in a similar settings or use similar optimization strategies.

The posterior agreement based criterion also enables a meta-algorithm to search for more informative algorithms. Algorithms are usually tuned by parameter adaptation or by modifying the algorithmic strategy in the spirit of genetic programming. Thereby, the meta-algorithm will search through the space of algorithms guided by maximal gradient ascent on posterior agreement. With a validation criterion as posterior agreement, we enable algorithm engineering to explore multi-objective optimization of algorithms with respect to time, space and robustness.

9.7. Additional Details

9.7.1 Detailed Proof in Section 9.2.4

The classical mutual information is closely related to the information content defined in Equation (1.4). The classical mutual information $\mathcal{I}(G'; G'')$ is defined as

$$\mathcal{I}(G'; G'') = \mathbb{E}_{G', G''} \log \frac{\mathbb{P}(G', G'')}{\mathbb{P}(G')\mathbb{P}(G'')} \quad (9.35)$$

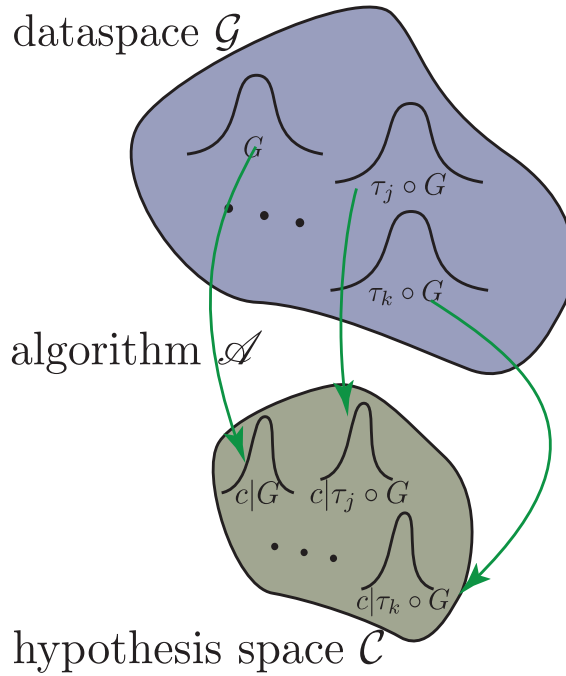


Figure 9.4: Illustration of the mixture distribution

From the definition of virtual communication scenario, the data instances G', G'' can be treated to be drawn from a mixture distribution, as illustrated in Figure 9.4.

We consider the special transformations that map from input space to output spaces, then the joint probability can be factorized in the following way,

$$\begin{aligned}
 \mathbb{P}(G', G'') &= \sum_{c \in \mathcal{C}} \sum_{T \in \mathbb{T}^M} \mathbb{P}(G', G'' | c, T) \mathbb{P}(c, T) & (9.36) \\
 &= \sum_{j=1}^M p_j \sum_{\tau_j \in \mathbb{T}} \sum_{c \in \mathcal{C}} \mathbb{P}(G', G'' | \tau_j, c) \mathbb{P}(\tau_j, c) \\
 &\stackrel{(a)}{=} \sum_{j=1}^M p_j \sum_{\tau_j \in \mathbb{T}} \sum_{c \in \mathcal{C}} \mathbb{P}(G' | \tau_j, c) \mathbb{P}(G'' | \tau_j, c) \mathbb{P}(c | \tau_j) \mathbb{P}(\tau_j) \\
 &\stackrel{(b)}{=} \sum_{j=1}^M p_j \sum_{\tau_j \in \mathbb{T}} \mathbb{P}(\tau_j) \sum_{c \in \mathcal{C}} \frac{\mathbb{P}(c | G', \tau_j)}{\mathbb{P}(c | \tau_j)} \mathbb{P}(G' | \tau_j) \frac{\mathbb{P}(c | G'', \tau_j)}{\mathbb{P}(c | \tau_j)} \mathbb{P}(G'' | \tau_j) \mathbb{P}(c | \tau_j) \\
 &\stackrel{(c)}{=} \sum_{j=1}^M p_j \sum_{\tau_j \in \mathbb{T}} \mathbb{P}(G' | \tau_j) \mathbb{P}(G'' | \tau_j) \mathbb{P}(\tau_j) \underbrace{\sum_{c \in \mathcal{C}} \frac{\mathbb{P}(c | G', \tau_j) \mathbb{P}(c | G'', \tau_j)}{\mathbb{P}(c | \tau_j)}}_{=\tilde{k}(\tau_j \circ G', \tau_j \circ G'')}.
 \end{aligned}$$

Step (a) exploits the fact that conditioning on the transformation τ_j and hypothesis c renders G', G'' statistically independent since the two instances are drawn i.i.d. from the same component of the mixture distribution; (b) applies Bayes rule twice. In step (c) we define the *generalized posterior agreement* as

$$\tilde{k}(G', G'') := \sum_{c \in \mathcal{C}} \frac{\mathbb{P}(c | G') \mathbb{P}(c | G'')}{\mathbb{P}(c)}.$$

From condition 2) of the definition of the transformation set \mathbb{T} , one can get that

$$\tilde{k}(\tau_j \circ G', \tau_j \circ G'') = \tilde{k}(G', G'') \quad (9.37)$$

Combining Equation (9.37) with (c) one can get,

$$\frac{\mathbb{P}(G', G'')}{\mathbb{P}(G') \mathbb{P}(G'')} \quad (9.38)$$

$$= \tilde{k}(G', G'') \underbrace{\frac{\sum_{j=1}^M p_j \sum_{\tau_j \in \mathbb{T}} \mathbb{P}(G' | \tau_j) \mathbb{P}(G'' | \tau_j) \mathbb{P}(\tau_j)}{\sum_{j=1}^M p_j \sum_{\tau_j \in \mathbb{T}} \mathbb{P}(G' | \tau_j) \mathbb{P}(\tau_j) \sum_{l=1}^M p_l \sum_{\tau_l \in \mathbb{T}} \mathbb{P}(G'' | \tau_l) \mathbb{P}(\tau_l)}}_{\text{to be proved} = |\mathbb{T}|} \quad (9.39)$$

$$= \tilde{k}(G', G'') |\mathbb{T}|. \quad (9.40)$$

Let us prove Equation (9.40) first of all. We simplify the term,

$$\begin{aligned}
 & \frac{\sum_{j=1}^M p_j \sum_{\tau_j \in \mathbb{T}} \mathbb{P}(G'|\tau_j) \mathbb{P}(G''|\tau_j) \mathbb{P}(\tau_j)}{\sum_{j=1}^M p_j \sum_{\tau_j \in \mathbb{T}} \mathbb{P}(G'|\tau_j) \mathbb{P}(\tau_j) \sum_{l=1}^M p_l \sum_{\tau_l \in \mathbb{T}} \mathbb{P}(G''|\tau_l) \mathbb{P}(\tau_l)} = \\
 & \frac{\sum_{j=1}^M p_j \sum_{\tau_j \in \mathbb{T}} \mathbb{P}(G'|\tau_j) \mathbb{P}(G''|\tau_j) \mathbb{P}(\tau_j)}{\sum_{j=1}^M \sum_{l=1}^M \sum_{\tau_j \in \mathbb{T}} \sum_{\tau_l \in \mathbb{T}} p_j p_l \mathbb{P}(\tau_j) \mathbb{P}(\tau_l) \mathbb{P}(G'|\tau_j) \mathbb{P}(G''|\tau_l)} = \\
 & \frac{\sum_{j=1}^M p_j \sum_{\tau_j \in \mathbb{T}} \mathbb{P}(G'|\tau_j) \mathbb{P}(G''|\tau_j) \mathbb{P}(\tau_j)}{\sum_{j=1}^M \sum_{\tau_j \in \mathbb{T}} p_j^2 \mathbb{P}(\tau_j)^2 \mathbb{P}(G'|\tau_j) \mathbb{P}(G''|\tau_l) + \sum_{j \neq l} \sum_{\tau_j \in \mathbb{T}} \sum_{\tau_l \in \mathbb{T}} p_j p_l \mathbb{P}(\tau_j) \mathbb{P}(\tau_l) \mathbb{P}(G'|\tau_j) \mathbb{P}(G''|\tau_l)}
 \end{aligned} \tag{9.41}$$

We further make the simplifying assumption that $\mathbb{P}(\tau_j) = \mathbb{P}(\tau_l) = 1/|\mathbb{T}|$, then

$$\begin{aligned}
 & \Rightarrow \frac{\frac{1}{|\mathbb{T}|} \sum_{j=1}^M p_j \sum_{\tau_j \in \mathbb{T}} \mathbb{P}(G'|\tau_j) \mathbb{P}(G''|\tau_j)}{\frac{1}{|\mathbb{T}|^2} \left(\sum_{j=1}^M \sum_{\tau_j \in \mathbb{T}} p_j^2 \mathbb{P}(G'|\tau_j) \mathbb{P}(G''|\tau_l) + \sum_{j \neq l} \sum_{\tau_j \in \mathbb{T}} \sum_{\tau_l \in \mathbb{T}} p_j p_l \mathbb{P}(G'|\tau_j) \mathbb{P}(G''|\tau_l) \right)} \\
 & = |\mathbb{T}| \frac{\sum_{j=1}^M p_j \sum_{\tau_j \in \mathbb{T}} \mathbb{P}(G'|\tau_j) \mathbb{P}(G''|\tau_j)}{\left(\sum_{j=1}^M p_j^2 \sum_{\tau_j \in \mathbb{T}} \mathbb{P}(G'|\tau_j) \mathbb{P}(G''|\tau_l) + \sum_{j \neq l} p_j p_l \sum_{\tau_j \in \mathbb{T}} \sum_{\tau_l \in \mathbb{T}} \mathbb{P}(G'|\tau_j) \mathbb{P}(G''|\tau_l) \right)} \\
 & \stackrel{p_j = \Delta_{js}}{=} |\mathbb{T}| \frac{\sum_{\tau_s \in \mathbb{T}} \mathbb{P}(G'|\tau_s) \mathbb{P}(G''|\tau_s)}{\sum_{\tau_s \in \mathbb{T}} \mathbb{P}(G'|\tau_s) \mathbb{P}(G''|\tau_s) + \underbrace{\sum_{j \neq l} \Delta_{js} \Delta_{ls}}_{= 0 \text{ for } l \neq j} \sum_{\tau_j \in \mathbb{T}} \sum_{\tau_l \in \mathbb{T}} \mathbb{P}(G'|\tau_j) \mathbb{P}(G''|\tau_l)} \\
 & = |\mathbb{T}|.
 \end{aligned}$$

Inserting Equation (9.40) into Equation (9.35) proves the claim that the mutual information is identical to the information content if assuming $\mathbb{P}(c) = |\mathcal{C}|^{-1}$,

$$\begin{aligned}
 \mathcal{I}(G'; G'') &= \mathbb{E}_{G', G''} \log \frac{\mathbb{P}(G', G'')}{\mathbb{P}(G') \mathbb{P}(G'')} \\
 &= \mathbb{E}_{G', G''} \log \tilde{k}(G', G'') \\
 &= \mathbb{E}_{G', G''} \log \sum_{c \in \mathcal{C}} \frac{\mathbb{P}(c|G') \mathbb{P}(c|G'')}{\mathbb{P}(c)} \\
 &= \mathbb{E}_{G', G''} \log |\mathcal{C}| \sum_{c \in \mathcal{C}} \mathbb{P}(c|G') \mathbb{P}(c|G'') \\
 &= I(G'; G'').
 \end{aligned}$$

9.7.2 Proof of Lemma 9.3

Proof. For a specific cut $c := (S, \bar{S})$, assume the collections of normal vectors of all hyperplanes that give the cut c is $R(c)$, according to the random hyperplane rounding technique,

$$\begin{aligned} R(c) = & \{\mathbf{r} \in S_{n-1} \mid \mathbf{r} \cdot \mathbf{b}_i \geq 0, \forall i \in V\} \\ & \cup \{\mathbf{r} \in S_{n-1} \mid \mathbf{r} \cdot \mathbf{b}_i \leq 0, \forall i \in V\} \end{aligned} \quad (9.42)$$

So $R(c)$ is two times the unit spherical surface of $C(c)$. Considering the fact that normal vectors of all hyperplanes constitute the surface of unit sphere, we get the first equality in Equation (9.30). Using simple geometrical knowledge, we can get the second and third equalities. \square

9.7.3 Proof of Lemma 9.5

Proof. $C' = C \Leftrightarrow$ any point in C' must be in $C \Leftrightarrow (\sum_1^n \lambda_i \mathbf{a}_i) \cdot \mathbf{b}_j \geq 0, 1 \leq i, j \leq n$ holds $\forall \lambda_i \geq 0 \Leftrightarrow (\lambda_1, \dots, \lambda_n) \cdot \mathbf{A}^\top \mathbf{B} \geq 0$ holds $\forall (\lambda_1, \dots, \lambda_n) \geq 0$

So if $\exists k_1, \dots, k_n > 0$, s.t. $\mathbf{A}^\top = \text{diag}(k_1, \dots, k_n) \mathbf{B}^{-1}$, one can get that $(\lambda_1, \dots, \lambda_n) \cdot \mathbf{A}^\top \mathbf{B} \geq 0$ holds $\forall (\lambda_1, \dots, \lambda_n) \geq 0$, so $C' = C$. \square

9.7.4 The Way to Exactly Evaluate the Surface Integral

Exactly calculating probability of cuts involves evaluating the high dimensional surface integral in Equation (9.33), To do this, we first of all parametrize it using spherical polar coordinates, then transform it to be a multivariate integral. Writing $\mathbf{s} = \sum_1^n s_i \mathbf{e}_i$, we get:

$$\|\mathbf{A}\mathbf{s}\|_2^2 = \sum_{i=1}^n \mathbf{a}_i \cdot \mathbf{a}_i s_i^2 + 2 \sum_{i < j} \mathbf{a}_i \cdot \mathbf{a}_j s_i s_j = 1 + 2 \sum_{i < j} \mathbf{a}_i \cdot \mathbf{a}_j s_i s_j. \quad (9.43)$$

Plugging Equation (9.43) into Equation (9.33) one can express the surface integral in a more manageable form

$$E = |\det(\mathbf{A})| \int_S (1 + 2 \sum_{i < j} \mathbf{a}_i \cdot \mathbf{a}_j s_i s_j)^{-n/2} dS = |\det(\mathbf{A})| \int_S f^{-n/2}(\mathbf{s}) dS, \quad (9.44)$$

where $f(\mathbf{s}) = 1 + 2 \sum_{i < j} \mathbf{a}_i \cdot \mathbf{a}_j s_i s_j$. Then parametrizing by spherical polar coordinates $\boldsymbol{\theta} = (\theta_1, \dots, \theta_{n-1})$:

$$s_i = \cos(\theta_i) \prod_{j=1}^{i-1} \sin(\theta_j), i = 1, \dots, n-1; s_n = \prod_{i=1}^{n-1} \sin(\theta_i) \quad (9.45)$$

for $0 \leq \theta_i \leq \pi/2, 0 \leq i \leq n-1$, considering that the Jacobian is $\prod_{i=1}^{n-2} \sin^{n-1-i}(\theta_i)$, substitute Equation (9.45) to Equation (9.44) it reaches the multivariate integral:

$$E = |\det(\mathbf{A})| \int_{\theta_1} \dots \int_{\theta_{n-1}} \frac{\prod_{i=1}^{n-2} \sin^{n-1-i}(\theta_i)}{f^{n/2}(\boldsymbol{\theta})} d\theta_1 \dots d\theta_{n-1}. \quad (9.46)$$

9.7.5 Theoretical Analysis of Algorithm 18

We will show that for a cut c with high ground truth probability $p_c := \mathbb{P}(c|V)$, the estimated cut probability \hat{p}_c by uniform sampling in Algorithm 18 will be close to p_c with high probability.

Let $k = \#\text{samplings}$, random variable $X_i = 1$ means recovering cut c in the i^{th} sampling, $X_i = 0$ means not recovering c in the i^{th} sampling. So $\hat{p}_c = \sum_{i=1}^k X_i/k$, from the Chernoff-Hoeffding theorem (Hagerup et al., 1990), for $\epsilon > 0$,

$$\begin{aligned} \mathbb{P}(\hat{p}_c \geq p_c + \epsilon) &\leq \left[\left(\frac{p_c}{p_c + \epsilon} \right)^{p_c + \epsilon} \left(\frac{1 - p_c}{1 - p_c - \epsilon} \right)^{1 - p_c - \epsilon} \right]^k = e^{-D(p_c + \epsilon || p_c)k} \\ &\leq \left(\frac{p_c}{p_c + \epsilon} \right)^{k(p_c + \epsilon)} \cdot e^{k\epsilon}, \end{aligned} \quad (9.47)$$

$$\begin{aligned} \mathbb{P}(\hat{p}_c \leq p_c - \epsilon) &\leq \left[\left(\frac{p_c}{p_c - \epsilon} \right)^{p_c - \epsilon} \left(\frac{1 - p_c}{1 - p_c + \epsilon} \right)^{1 - p_c + \epsilon} \right]^k \\ &= e^{-D(p_c - \epsilon || p_c)k} \leq \left(\frac{p_c}{p_c - \epsilon} \right)^{k(p_c - \epsilon)} \cdot e^{-k\epsilon}, \end{aligned} \quad (9.48)$$

Algorithm 19: Pseudo-code to calculate estimate of $\sum_c \mathbb{P}(c|G')\mathbb{P}(c|G'')$ when $k < |\mathcal{C}|$ (Bian et al., 2016)

Input: $\text{cutIndices}(G'), \text{cutIndices}(G'') \in \mathbb{R}^k$, wherein the indices are in ascending order

Output: estimate of $\sum_c \mathbb{P}(c|G')\mathbb{P}(c|G'')$

```

1 initialize idx1 = idx2 = 1, sum = 0;
2 while idx1 ≤ k && idx2 ≤ k do
3   if cutIndices(G')idx1 == cutIndices(G'')idx2 then
4     commonIdx = cutIndices(G')idx1;
5     cutNum1 = cutNum2 = 1;
6     idx1 ++, idx2 ++;
7     while idx1 ≤ k && commonIdx == cutIndices(G')idx1 do
8       cutNum1 ++, idx1 ++;
9     while idx2 ≤ k && commonIdx == cutIndices(G'')idx2 do
10      cutNum2 ++, idx2 ++;
11    sum+ = cutNum1 * cutNum2;
12  else if cutIndices(G')idx1 < cutIndices(G'')idx2 then
13    idx1 ++;
14  else
15    idx2 ++;
16 return  $\sum_c \mathbb{P}(c|G')\mathbb{P}(c|G'') \approx \text{sum}/k^2$ 

```

where $D(\cdot)$ is the Kullback-Leibler divergence between two Bernoulli random variables.

So to ensure that with probability at most $\delta < 1$, the estimated probability \hat{p}_c is at most ϵ -distant from the true probability p_c , one need to ensure that:

$$\max(e^{-D(p_c + \epsilon || p_c)k}, e^{-D(p_c - \epsilon || p_c)k}) \leq \delta, \quad (9.49)$$

which is equivalent to:

$$k \geq \max\left(\frac{-\ln \delta}{D(p_c + \epsilon || p_c)}, \frac{-\ln \delta}{D(p_c - \epsilon || p_c)}\right), \quad (9.50)$$

which gives the lower bound of the sampling number k required to recover the ground truth p_c with probability δ at a specific error level ϵ .

9.7.6 Space-Efficient Implementation of Algorithm 18

When sampling number $k \geq |\mathcal{C}|$, use array `cutFrequency` $\in \mathbb{R}^{|\mathcal{C}|}$ to record cuts' frequency of occurrence, and the posterior agreement $\sum_c \mathbb{P}(c|G')\mathbb{P}(c|G'')$ is estimated as the inner product $\langle \text{cutFrequency}(G'), \text{cutFrequency}(G'') \rangle$.

When $k < |\mathcal{C}|$, use array `cutIndices` $\in \mathbb{R}^k$ to record indices of sampled cuts in each sampling, note that there would be duplicated cuts in `cutIndices`. Then sort the array `cutIndices` to make the indices in it be in ascending order. Finally, use the way described by the pseudo-code in Algorithm 19 to calculate estimate of posterior agreement $\sum_c \mathbb{P}(c|G')\mathbb{P}(c|G'')$.

PROVABLE MEAN FIELD APPROXIMATION VIA CONTINUOUS DR-SUBMODULAR MAXIMIZATION

You must be shapeless, formless, like water. When you pour water in a cup, it becomes the cup. When you pour water in a bottle, it becomes the bottle. When you pour water in a teapot, it becomes the teapot. Water can drip and it can crash. Become like water my friend.

– Bruce Lee

Mean field inference in probabilistic models is generally a highly non-convex problem. Existing optimization methods, e.g., coordinate ascent algorithms, can only generate local optima. In this chapter we discuss provable mean field methods for probabilistic log-submodular models and its posterior agreement (PA) via continuous DR-submodular maximization. The main algorithmic technique is the DR-DoubleGreedy algorithm for continuous DR-submodular maximization with box-constraints. We validate the superior performance of our algorithms with baseline results on real-world datasets.

10.1. Why Do We Need Provable Mean Field Methods?

Consider the following scenario: You want to build a recommender system for n products to sell. Let \mathcal{V} contain all the products. The system is expected to recommend a subset of products $S \subseteq \mathcal{V}$ to the user. This recommendation

should reflect relevance and diversity of the user’s choice, such that it will raise the readiness to buy.

The two most important components in building such a system are (1) learning a utility function $F(S)$, which measures the utility of any subset of products, and (2) inference, i.e., finding the subset Ω^* with the highest utility given the learnt utility function $F(S)$. The above task can be achieved by using a class of probabilistic graphical models that devise a distribution on all subsets of \mathcal{V} . Such a distribution is known as a point process. Specifically, it defines $p(S) \propto \exp(F(S))$, which renders subset of products S with high utility to be very likely suggested. In general, inference in point processes is #P-hard. One resorts to approximate inference methods via either variational techniques (Wainwright et al., 2008) or sampling.

Both of the two components in the recommender system example above can be achieved via provable mean field methods since (i) the latter provide approximate inference given a utility function $F(S)$ and, (ii) by using proper differentiation techniques, the iterative process of mean field approximation can be unrolled to serve as a differentiable layer (Zheng et al., 2015), thus enabling backpropagation of the training error to parameters of $F(S)$. Thereby, learning $F(S)$ in an end-to-end fashion can utilize modern deep learning and stochastic optimization techniques.

The most important property which we require on $F(S)$ is *submodularity*, which naturally models relevance and diversity. Djolonga et al. (2014b) have used submodular functions $F(S)$ to define two classes of point processes: $p(S) \propto \exp(F(S))$ is termed probabilistic log-submodular models, while $p(S) \propto \exp(-F(S))$ is called probabilistic log-supermodular models. They are strict generalizations of classical point processes, such as DPPs (Kulesza et al., 2012). The variational techniques from Djolonga et al. (2014b) and Djolonga et al. (2016) focus on giving tractable upper bounds of the log-partition functions. This work provides provable *lower* bounds through mean field approximation, which also completes the picture of variational inference for probabilistic submodular models (PSMs).

TYPICAL APPLICATION DOMAINS. Recommender systems are just one illustrating example. There are numerous scenarios that can benefit from the mean field method in this work. These settings include, but not limited

to, existing applications of submodular models, such as diversity models (Tschitschek et al., 2016; Djolonga et al., 2016), experimental design using approximate submodular objectives (Bian et al., 2017c), variable selection (Krause et al., 2005b), data summarization (Lin et al., 2011a), dictionary learning (Krause et al., 2010) etc. Another category of applications is conducting model validation using information-theoretic criteria. In order to infer the hyperparameters in the model $F(S)$, practitioners do validation by splitting the training data into multiple folds, and then train models on them. Posterior Agreement (PA, (Buhmann, 2010; Bian et al., 2016)) provides an information-theoretic criterion for the models trained on these folds, to measure the fitness of one specific hyperparameter configuration. We will show in Section 10.4 that PA can be efficiently approximated by the techniques developed in this work.

10.1.1 A Shortcoming of Classical Mean Field Method

The most frequently used algorithm for mean field approximation is the `CoordinateAscent` algorithm¹. It maximizes the ELBO objective in a coordinate-wise manner, which is detailed in Algorithm 20. `CoordinateAscent` has been shown to reach stationary points/local optima. However, local optima may be arbitrarily poor, and `CoordinateAscent` would get stuck in these poor local optima without extra techniques, which motivates our pursuit to develop provable methods.

Below we show that there may exist poor local optima for problems with the same structure as the ELBO objective, which will be formalized in (10.3).

THERE EXIST POOR LOCAL OPTIMA. If one only assume the objective function $f(\mathbf{x})$ to be continuous DR-submodular, and considering that the multilinear extension of a submodular set function is continuous DR-submodular, we can take the examples from literature on combinatorial optimization, e.g., Feige et al. (2011), to show that bad local optima exist.

¹ It is known under various names in the literature, e.g., iterated conditional modes (ICM), naive mean field algorithm, etc.

Algorithm 20: The CoordinateAscent algorithm

Input: $\max_{\mathbf{x} \in [\mathbf{a}, \mathbf{b}]} f(\mathbf{x})$, $f(\mathbf{x})$ is DR-submodular, $[\mathbf{a}, \mathbf{b}] \subseteq \mathcal{X}$, #iterations K

- 1 Initialize $\mathbf{x}^0 \in [\mathbf{a}, \mathbf{b}]$, $k \leftarrow 1$;
- 2 **while** $k \leq K$ **do**
- 3 let v_k be the coordinate being operated;
- 4 find u_a such that $f(\mathbf{x}^{k-1}|_{v_k}(u_a)) \geq \max_{u'} f(\mathbf{x}^{k-1}|_{v_k}(u'))$;
- 5 $\mathbf{x}^k \leftarrow \mathbf{x}^{k-1}|_{v_k}(u_a)$;
- 6 $k \leftarrow k + 1$;

Output: \mathbf{x}^K

Here we provide a *stronger* example, where we assume that the objective function $f(\mathbf{x})$ has the same structure as the ELBO objective in (10.3). And still there exist bad local optima. These local optima have arbitrarily small objective value compared to the global optimum. And CoordinateAscent will get stuck in this local optimum without extra techniques.

Suppose that we have a directed graph $G = (\mathcal{V}, A)$ with four vertices, $\mathcal{V} = \{1, 2, 3, 4\}$ and four arcs, $A = \{(1, 2), (2, 3), (3, 2), (3, 4)\}$. The weights of the arcs are (let b, c be large positive numbers): $w_{1,2} = c$, $w_{2,3} = c$, $w_{3,4} = c$, $w_{3,2} = bc$. Let $F(S)$ denote the sum of weights of arcs leaving S . Consider its ELBO (using techniques from Section 4.2.1),

$$\begin{aligned}
 f(\mathbf{x}) &= f_{\text{mt}}(\mathbf{x}) + \sum_{i \in \mathcal{V}} H(x_i) & (10.1) \\
 &= \sum_{(i,j) \in A} w_{ij} x_i (1 - x_j) + \sum_{i \in \mathcal{V}} H(x_i) \\
 &= cx_1(1 - x_2) + cx_2(1 - x_3) + cx_3(1 - x_4) + bcx_3(1 - x_2) + \sum_{i \in \mathcal{V}} H(x_i).
 \end{aligned}$$

Consider the point $\mathbf{y} = [0.5, 1, 0, 0.5]^\top$, it has function value $f(\mathbf{y}) = c + 2 \log 2$. Consider a second point $\bar{\mathbf{x}} = [1, 0, 1, 0]^\top$, while the global optimum $f(\mathbf{x}^*)$ must be greater than $f(\bar{\mathbf{x}}) = (2 + b)c$. When b becomes large, the ratio $\frac{f(\mathbf{y})}{f(\mathbf{x}^*)} \leq \frac{c + 2 \log 2}{(2 + b)c}$ can be arbitrarily small.

CoordinateAscent may get stuck on the point $\mathbf{y} = [0.5, 1, 0, 0.5]^\top$. This can be illustrated by considering the course of CoordinateAscent. Suppose wlog. that CoordinateAscent processes coordinates in the order of $1 \rightarrow 4$ (actually it is the same with any orders).

For coordinate 1, $\nabla_1 f_{\text{mt}}(\mathbf{x}) = c(1 - x_2)$, so $\nabla_1 f_{\text{mt}}(\mathbf{y}) = 0$, after applying $\sigma(\nabla_1 f_{\text{mt}}(\mathbf{y}))$, y_1 remains to be 0.5.

For coordinate 2, $\nabla_2 f_{\text{mt}}(\mathbf{x}) = c(1 - x_3) - bcx_3$, so $\nabla_2 f_{\text{mt}}(\mathbf{y}) = c$. When c is sufficiently large (approaching infinity), after applying $\sigma(\nabla_2 f_{\text{mt}}(\mathbf{y}))$, y_2 will still be 1.

For coordinate 3, $\nabla_3 f_{\text{mt}}(\mathbf{x}) = -cx_2 + c(1 - x_4) + bc(1 - x_2)$, so $\nabla_3 f_{\text{mt}}(\mathbf{y}) = -0.5c$. When c is sufficiently large (approaching infinity), after applying $\sigma(\nabla_3 f_{\text{mt}}(\mathbf{y}))$, y_3 will still be 0.

For coordinate 4, $\nabla_4 f_{\text{mt}}(\mathbf{x}) = -cx_3$, so $\nabla_4 f_{\text{mt}}(\mathbf{y}) = 0$, after applying $\sigma(\nabla_4 f_{\text{mt}}(\mathbf{y}))$, y_4 remains to be 0.5.

10.2. Problem Statement and Related Work

All of the mean field approximation problems investigated in this chapter fall into the problem of continuous DR-submodular maximization:

$$\underset{\mathbf{x} \in [\mathbf{a}, \mathbf{b}]}{\text{maximize}} \quad f(\mathbf{x}), \quad (10.2)$$

where $f : \mathcal{X} \rightarrow \mathbb{R}$ is continuous DR-submodular.

BACKGROUND AND RELATED WORK. Submodularity is one of the most well studied properties in combinatorial optimization and many applications for machine learning, with strong implications for both guaranteed minimization and approximate maximization in polynomial time (Krause et al., 2012). Continuous extensions of submodular set functions play an important role in submodular optimization, representative instances include Lovász extension (Lovász, 1983), multilinear extension (Calinescu et al., 2007a; Vondrák, 2008; Chekuri et al., 2014; Chekuri et al., 2015) and the softmax extension for DPPs (Gillenwater et al., 2012). These guaranteed optimizations have been advanced to continuous domains recently, for both minimization (Bach, 2015; Staib et al., 2017) and maximization (Bian et al., 2017b; Bian et al., 2017a; Wilder, 2017; Chen et al., 2018; Mokhtari et al., 2018a). Specifically, Bach (2015) studies continuous submodular minimization without constraints. He

also discusses the possibility of using the technique for mean field inference of probabilistic log-supermodular models. Bian et al. (2017b) and Bian et al. (2017a) characterize continuous submodularity using the weak DR property and propose provable algorithms for maximization.

Most related to this chapter is the classical problem of unconstrained submodular maximization (USMs), which has been studied in binary (Buchbinder et al., 2012), integer (Soma et al., 2017) and continuous domains (Bian et al., 2017b). For the general problem (10.2), at first glance one may consider discretization-based methods: Discretizing the continuous domain and transform problem (10.2) to be an integer optimization problem, then solve it using the reduction (Ene et al., 2016) or the integer Double Greedy algorithm (Soma et al., 2017). However, discretization-based methods are not practical for problem (10.2): Firstly discretization will inevitably introduce errors for the original continuous problem (10.2); Secondly, the computational cost is too high². Thus we turn to continuous methods. The Shrunk FW in Bian et al. (2017a) provides a $1/e$ approximation guarantee and sublinear rate of convergence for problem (10.2), but it is still computationally too expensive: In each iteration it has to calculate the full gradient, which costs n times as much as computing a partial derivative.

Based on the above analysis, the most promising algorithm to consider would be the DR-DoubleGreedy algorithm presented in chapter 6, which needs to solve $\mathcal{O}(n)$ 1-D subproblems, and achieves a tight $1/2$ guarantee for continuous DR-submodular maximization.

Posterior Agreement (PA) is developed as an information-theoretic criterion for model selection (*Gorbach et al., 2017) and algorithmic validation (Gronskiy et al., 2014; Bian et al., 2016). It originates from the approximation set coding framework proposed by Buhmann (2010). Recently, Buhmann et al. (2018) prove rigorous asymptotics of PA on two typical combinatorial problems: Sparse minimum bisection and Lawler’s quadratic assignment problem. Djolonga et al. (2014b) and Djolonga et al. (2015) study variational inference for PSMs, they propose L-Field to give upper bounds for log-supermodular models through optimizing the subdifferentials.

² e.g., the method from Soma et al. (2017) reaches $\frac{1}{2+\epsilon}$ -approximation in $\mathcal{O}(\frac{|V|}{\epsilon}) \log(\frac{\Delta}{\delta}) \log(B)(\theta + \log(B))$ time, B : #grids of discretization, Δ : the maximal positive marginal gain, δ : minimum positive marginal gain

10.3. Application to Classical Mean Field Inference

Mean field inference aims to approximate the intractable distribution $p(S) \propto \exp(F(S))$ by a fully factorized surrogate distribution $q(S|\mathbf{x}) := \prod_{i \in S} x_i \prod_{j \notin S} (1 - x_j)$, $\mathbf{x} \in [0, 1]^n$. This target can be achieved by maximizing the (ELBO) objective, which provides a lower bound for the log-partition function, $(\text{ELBO}) \leq \log Z = \log \sum_{S \subseteq \mathcal{V}} \exp(F(S))$. Specifically, the optimization problem is,

$$\begin{aligned} \max_{\mathbf{x} \in [0, 1]^n} f(\mathbf{x}) &:= \overbrace{\mathbb{E}_{q(S|\mathbf{x})}[F(S)]}^{\text{multilinear extension of } F(S): f_{\text{mt}}(\mathbf{x})} \\ &= \sum_{i=1}^n [x_i \log x_i + (1 - x_i) \log(1 - x_i)] \\ &= f_{\text{mt}}(\mathbf{x}) + \sum_{i \in \mathcal{V}} H(x_i), \quad (\text{ELBO}) \end{aligned} \tag{10.3}$$

where $H(x_i) := -[x_i \log x_i + (1 - x_i) \log(1 - x_i)]$ is the binary entropy function and by default $0 \log 0 = 0$. $f_{\text{mt}}(\mathbf{x}) := \mathbb{E}_{q(S|\mathbf{x})}[F(S)]$ is the multilinear extension (Calinescu et al., 2007b) of $F(S)$. The above (ELBO) is continuous DR-submodular w.r.t. \mathbf{x} , thus falling into the general problem class (10.2).

At first glance, $f_{\text{mt}}(\mathbf{x})$ seems to require an exponential number of operations for evaluation; we have shown in Section 4.2 that $f_{\text{mt}}(\mathbf{x})$ and its gradients can be computed precisely in polynomial time for many classes of practical objectives.

10.3.1 Mean Field Lower Bounds for PSMs

Maximizing (ELBO) to optimality provides the tightest lower bound of $\log Z$ in terms of the KL divergence $\mathbb{KL}(q||p)$. We put details here. For a probabilistic log-submodular model $p(S) = \frac{1}{Z} \exp(F(S))$, $Z = \sum_{S \subseteq \mathcal{V}} \exp(F(S))$ is the partition function. Mean field inference aims to approximate $p(S)$ by a fully factorized product distribution $q(S|\mathbf{x}) := \prod_{i \in S} x_i \prod_{j \notin S} (1 - x_j)$, $\mathbf{x} \in [0, 1]^n$, by minimizing the distance measured w.r.t. the Kullback-Leibler divergence

between q and p , i.e., $\mathbb{KL}(q\|p) = \sum_{S \subseteq \mathcal{V}} q(S|\mathbf{x}) \log \frac{q(S|\mathbf{x})}{p(S)}$. $\mathbb{KL}(q\|p)$ is non-negative, so

$$\begin{aligned} 0 \leq \mathbb{KL}(q\|p) &= \sum_{S \subseteq \mathcal{V}} q(S|\mathbf{x}) \log \frac{q(S|\mathbf{x})}{p(S)} \\ &= -\mathbb{E}_{q(S|\mathbf{x})}[\log p(S)] - \mathbb{H}(q(S|\mathbf{x})) \end{aligned} \quad (10.4)$$

$$= -\sum_{S \subseteq \mathcal{V}} F(S) \prod_{i \in S} x_i \prod_{j \notin S} (1 - x_j) + \quad (10.5)$$

$$\sum_{i=1}^n [x_i \log x_i + (1 - x_i) \log(1 - x_i)] + \log Z, \quad (10.6)$$

where $\mathbb{H}(\cdot)$ is the entropy. So one can get $\log Z \geq \sum_{S \subseteq \mathcal{V}} F(S) \prod_{i \in S} x_i \prod_{j \notin S} (1 - x_j) - \sum_{i=1}^n [x_i \log x_i + (1 - x_i) \log(1 - x_i)] = (\text{ELBO})$.

Multilinear extension $f_{\text{mt}}(\mathbf{x})$ of a submodular set function is continuous DR-submodular (Bach, 2015), and $-\sum_{i=1}^n [x_i \log x_i + (1 - x_i) \log(1 - x_i)]$ is separable and concave along each coordinate, so (ELBO) is DR-submodular w.r.t. \mathbf{x} . Maximizing (ELBO) amounts to minimizing the Kullback-Leibler divergence.

10.4. Application to Mean Field Inference of Posterior Agreement (PA)

In addition to the traditional mean field objective (ELBO) in (10.3), here we further formulate a second class of mean field objectives. They come from Posterior Agreement (PA) for probabilistic log-submodular models, which is an information-theoretic criterion to conduct model and algorithmic validation (Buhmann, 2010; Buhmann et al., 2018; Bian et al., 2016).

Let us again consider the recommender example: usually there are some hyperparameters in the model/utility function $F(S)$ that require adaptation to the input data. One natural way to do so is through model validation: Split the training data into multiple folds, train a model on each fold D one would infer a “noisy” posterior distribution $p(S|D)$. PA measures the agreement between these “noisy” posterior distributions.

Assume w.l.o.g. that there are two folds of data D', D'' in the sequel. In the PA framework, we have two consecutive targets: 1) Direct inference based on

the two posterior distributions $p(S|D')$ and $p(S|D'')$. This task amounts to find the MAP solution of the PA distribution (which is discussed in the next paragraph), it can be approximated by standard mean field inference. 2) Use the log PA objective in (10.9) as a criterion for model validation/selection. Since in general the PA objective (10.9) is intractable, we will still use mean field lower bounds and some upper bounds in Djolonga et al. (2014b) to provide estimations for it.

10.4.1 Mean Field Approximation of the Posterior Agreement Distribution

A probabilistic log-submodular model is a special case of a Gibbs random field with unit temperature and $-F(S)$ as the energy function. In PA framework, we explicitly keep β as the inverse temperature, $p_\beta(S|D) := \frac{\exp(\beta F(S|D))}{\sum_{S \subseteq \mathcal{V}} \exp(\beta F(S|D))}$, $\forall S \subseteq \mathcal{V}$, where D is the dataset used to train the model $F(S|D)$. The *PA distribution* is defined as,

$$p^{\text{PA}}(S) \propto p_\beta(S|D') p_\beta(S|D'') \propto \exp[\beta(F(S|D') + F(S|D''))]. \quad (10.7)$$

Note that its log partition function is still intractable. In order to approximate $p^{\text{PA}}(S)$, we use mean field approximation with a surrogate distribution $q(S|\mathbf{x}) := \prod_{i \in S} x_i \prod_{j \notin S} (1 - x_j)$,

$$\begin{aligned} \log Z^{\text{PA}} &= \log \sum_{S \subseteq \mathcal{V}} \exp[\beta(F(S|D') + F(S|D''))] \\ &\geq \beta \mathbb{E}_{q(S|\mathbf{x})}[F(S|D')] + \beta \mathbb{E}_{q(S|\mathbf{x})}[F(S|D'')] \\ &\quad + \sum_{i \in \mathcal{V}} H(x_i). \end{aligned} \quad (10.8) \quad \text{(PA-ELBO)}$$

Maximizing (PA-ELBO) in Equation (10.8) still falls into the general problem class of Equation (10.2). For (PA-ELBO) in (10.8), it is the sum of two multilinear extensions (weighted by $\beta > 0$) and the binary entropy term, since the non-negative sum of two DR-submodular functions is still DR-submodular, so (PA-ELBO) in (10.8) is also continuous DR-submodular. Thus it fits into the general optimization problem of (10.2).

Maximizing (PA-ELBO) also serves as a building block for the second target below.

10.4.2 Lower Bounds for the Posterior Agreement Objective

The PA objective is used to measure the agreement between two posterior distributions motivated by an information-theoretic analogy (Buhmann et al., 2018; Bian et al., 2016). By introducing the same surrogate distribution $q(S|\mathbf{x})$, one can derive that,

$$\log \sum_{S \subseteq \mathcal{V}} p_\beta(S|D') p_\beta(S|D'') \quad (\text{log PA objective}) \quad (10.9)$$

$$\geq \underbrace{\mathbb{H}(q) + \beta \mathbb{E}_q F(S|D') + \beta \mathbb{E}_q F(S|D'')}_{\text{(PA-ELBO) in Equation (10.8)}} - \log Z(\beta; D') - \log Z(\beta; D''), \quad (10.10)$$

where $\mathbb{H}(q)$ is the entropy of q , $Z(\beta; D')$ and $Z(\beta; D'')$ are the partition functions of the two noisy distributions, respectively. In order to find the best lower bound for PA, one need to maximize w.r.t. $q(S|\mathbf{x})$ the (PA-ELBO) objective, at the same time, find the upper bounds for $\log Z(\beta; D') + \log Z(\beta; D'')$. The latter can be achieved using techniques of Djolonga et al. (2014b). We summarize the details in Section 10.8.1 to make it self-contained.

10.5. Multi-Epoch Extensions of DoubleGreedy Algorithms

Though DR-DoubleGreedy reaches the optimal 1/2 approximation guarantee with one epoch, in practice it usually helps to use its output as an initializer, and continue optimizing coordinate-wisely for additional epochs. Since each step of coordinate update will never decrease the function value, the approximation guarantees will hold. We call this class of algorithms DoubleGreedy-MeanField, abbreviated as DG-MeanField, and summarize the pseudocode in Algorithm 21.

10.6. Experiments

The objectives under investigation are ELBO (10.3) and PA-ELBO (10.8) (We set $\beta = 1$ in PA-ELBO). We tested on the representative FLID model on the fol-

Algorithm 21: DG-MeanField-1/2 & DG-MeanField-1/3 (Bian et al., 2019a)

Input: $\max_{\mathbf{x} \in [a,b]} f(\mathbf{x})$, e.g., from the ELBO (10.3) or PA-ELBO (10.8)
objective

- 1 Option I: DG-MeanField-1/3: run Submodular-DoubleGreedy (detailed in Algorithm 5) to get a 1/3 initializer $\hat{\mathbf{x}}$
 - 2 Option II: DG-MeanField-1/2: run DR-DoubleGreedy (detailed in Algorithm 6) to get a 1/2 initializer $\hat{\mathbf{x}}$;
 - 3 beginning with $\hat{\mathbf{x}}$, optimize $f(\mathbf{x})$ coordinate by coordinate for T epochs ;
-

lowing algorithms and baselines: The first category is one-epoch algorithms, including ① Submodular-DoubleGreedy from Bian et al. (2017b) with a 1/3 guarantee, ② BSCB (Algorithm 4 in Niazadeh et al., 2018, where we chose $\epsilon = 10^{-3}$) with a 1/2 guarantee and ③ DR-DoubleGreedy (Algorithm 6) with a 1/2 guarantee. The second category contain multiple-epoch algorithms: ④ CoordinateAscent-0: initialized as $\mathbf{0}$ and coordinate-wisely improving the solution; CoordinateAscent-1: initialized as $\mathbf{1}$; CoordinateAscent-Random: initialized as a uniform vector $U(\mathbf{0}, \mathbf{1})$. ⑤ DG-MeanField-1/3. ⑥ DG-MeanField-1/2 from Algorithm 21. ⑦ BSCB-Multiepoche, which is the multi-epoch extension of BSCB: After the first epoch, it continues to improve the solution coordinate-wisely.

For all algorithms, we use the same random order to process the coordinates within each epoch. We are trying to understand: 1) In terms of continuous DR-submodular maximization, how good are the solutions returned by one-epoch algorithms? 2) How good are the realized lower bounds? For small scale problems we can calculate the true log-partitions exhaustively, which serves as a natural upper bound of ELBO. All algorithms and subroutines are implemented in Python3, and source code are released on github (<https://github.com/bianan/optimal-dr-submodular-max>).

REAL-WORLD DATASET. We tested the mean field methods on the trained FLID models from Tschischek et al. (2016) on Amazon Baby Registries dataset. After preprocessing, this dataset has 13 categories, e.g., “feeding” and “furniture”. One category contains a certain number of registries over the ground set of this category, e.g., “strollers” has 5,175 registries with $n = 40$. One can refer to Table 10.1 for specific dimensionalities on each of

Table 10.1: Summary of results on ELBO objective (10.3) and PA-ELBO objective (10.8).

Category	D	ELBO objective (10.3)			PA-ELBO objective (10.8)		
		Sub-DG	BSCB	DR-DG	Sub-DG	BSCB	DR-DG
furniture $n=32$	2	2.078±0.091	2.771±0.123	3.035±0.059	0.918±0.768	2.287±0.399	2.402±0.159
	3	1.835±0.156	2.842±0.128	3.026±0.099	1.296±1.176	2.536±0.439	2.693±0.181
	10	1.375±0.194	2.951±0.161	2.917±0.103	1.504±1.110	2.764±0.405	2.882±0.248
carseats $n=34$	2	2.089±0.166	2.863±0.090	3.045±0.069	1.015±1.081	2.106±0.228	2.348±0.219
	3	1.890±0.146	3.003±0.110	3.138±0.082	1.309±1.218	2.414±0.267	2.707±0.208
	10	1.390±0.232	3.100±0.140	3.003±0.157	1.599±1.317	2.684±0.271	2.915±0.250
safety $n=36$	2	1.934±0.402	2.727±0.212	2.896±0.098	1.370±1.203	2.049±0.280	2.341±0.161
	3	1.867±0.453	2.830±0.191	2.970±0.110	1.706±1.296	2.288±0.297	2.619±0.167
	10	1.546±0.606	2.916±0.191	2.920±0.149	1.948±1.353	2.467±0.270	2.738±0.187
strollers $n=40$	2	2.042±0.181	2.829±0.144	2.928±0.060	0.865±0.952	1.933±0.256	2.202±0.226
	3	1.814±0.264	2.958±0.146	2.978±0.077	1.172±1.063	2.181±0.297	2.543±0.254
	10	1.328±0.544	3.065±0.162	2.910±0.140	1.702±1.334	2.480±0.304	2.767±0.336
media $n=58$	2	3.221±0.066	3.309±0.055	3.493±0.051	0.372±0.286	1.477±0.128	1.336±0.101
	3	3.276±0.082	3.492±0.083	3.712±0.079	0.418±0.366	1.736±0.177	1.762±0.095
	10	2.840±0.183	3.894±0.122	3.924±0.114	0.653±0.727	2.309±0.244	2.524±0.130
health $n=62$	2	3.197±0.067	3.174±0.074	3.516±0.043	0.548±0.282	1.655±0.122	1.650±0.073
	3	3.231±0.055	3.306±0.108	3.707±0.064	0.649±0.413	1.903±0.173	2.025±0.083
	10	2.633±0.115	3.508±0.120	3.675±0.110	0.768±0.628	2.233±0.196	2.375±0.101
toys $n=62$	2	3.543±0.047	3.454±0.091	3.856±0.044	0.597±0.480	1.731±0.182	1.761±0.133
	3	3.362±0.055	3.412±0.070	3.736±0.051	0.578±0.520	1.738±0.192	1.802±0.151
	10	3.037±0.138	3.706±0.108	3.859±0.119	0.758±0.871	2.140±0.242	2.330±0.177
diaper $n=100$	2	3.500±0.058	3.517±0.058	3.636±0.043	0.295±0.158	1.119±0.063	0.665±0.116
	3	3.739±0.080	3.753±0.065	3.974±0.065	0.337±0.240	1.429±0.111	1.141±0.120
	10	3.423±0.110	4.150±0.120	4.203±0.086	0.386±0.504	1.969±0.201	2.009±0.199
feeding $n=100$	2	3.942±0.041	3.808±0.024	3.970±0.036	0.393±0.034	0.894±0.022	0.501±0.029
	3	4.333±0.031	4.095±0.032	4.390±0.031	0.503±0.072	1.232±0.041	0.893±0.046
	10	4.611±0.053	4.553±0.079	4.860±0.056	0.608±0.239	1.808±0.087	1.820±0.078
gear $n=100$	2	3.311±0.046	3.150±0.037	3.430±0.040	0.232±0.068	1.019±0.048	0.590±0.043
	3	3.538±0.048	3.347±0.045	3.721±0.050	0.303±0.132	1.257±0.085	1.020±0.064
	10	3.065±0.083	3.550±0.050	3.670±0.067	0.312±0.232	1.566±0.130	1.514±0.072
bedding $n=100$	2	3.406±0.080	3.374±0.088	3.620±0.062	0.525±0.121	1.932±0.194	2.001±0.080
	3	3.648±0.106	3.564±0.083	3.876±0.081	2.499±0.972	2.250±0.269	2.624±0.066
	10	3.355±0.161	3.799±0.144	3.912±0.082	3.919±0.045	2.578±0.358	3.157±0.091
apparel $n=100$	2	3.560±0.094	3.527±0.046	3.784±0.059	0.268±0.109	1.552±0.141	1.513±0.191
	3	3.878±0.092	3.755±0.062	4.140±0.063	0.490±0.677	1.900±0.237	2.225±0.136
	10	3.751±0.087	4.084±0.075	4.425±0.066	0.820±1.372	2.351±0.337	2.967±0.150
bath $n=100$	2	2.957±0.087	3.024±0.032	3.198±0.056	0.197±0.090	1.101±0.083	0.795±0.078
	3	3.062±0.085	3.195±0.058	3.448±0.058	0.247±0.163	1.368±0.134	1.269±0.059
	10	2.497±0.135	3.426±0.076	3.438±0.089	0.327±0.312	1.711±0.183	1.742±0.098

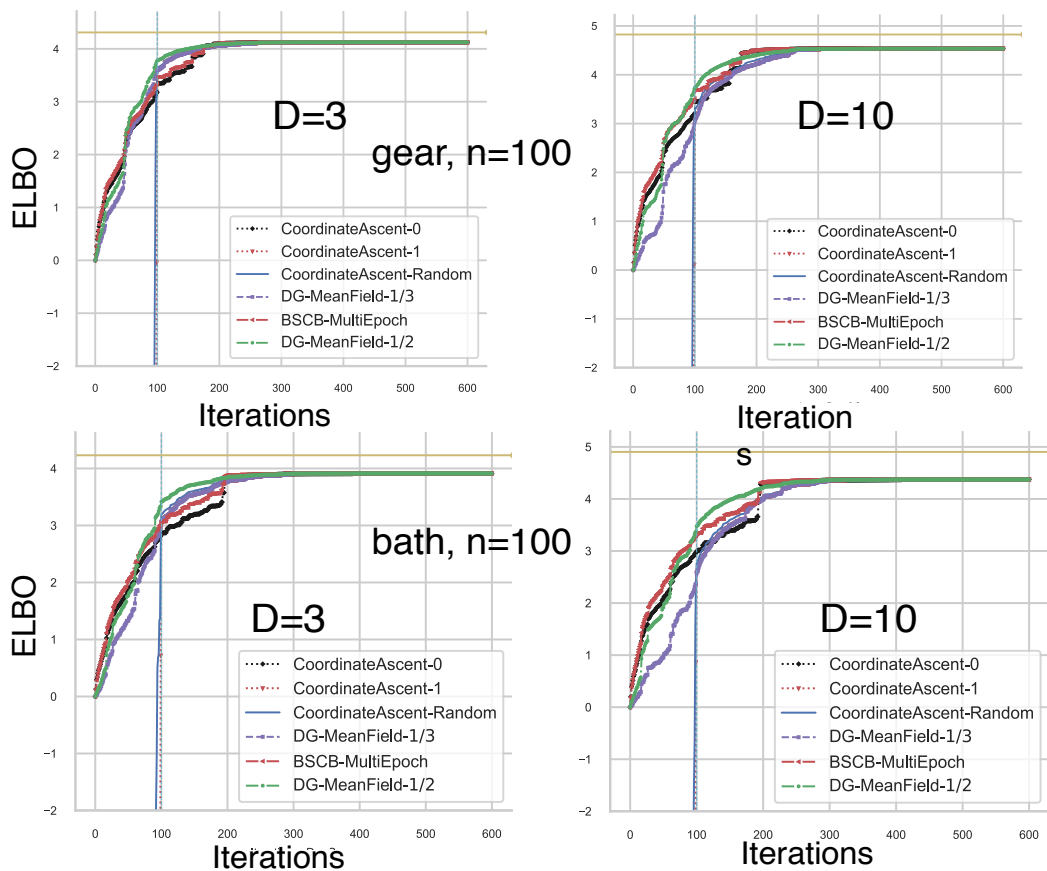


Figure 10.1: Typical trajectories of multi-epoch algorithms on ELBO objective for Amazon data. 1st row: “gear”; 2nd row: “bath”. Cyan vertical line shows the one-epoch point. Yellow line shows the true value of log-partition.

the category³. For each category, three classes of models were trained, with latent dimensions $D = 2, 3, 10$, respectively, on 10 folds of the data.

10.6.1 Results on One-Epoch Algorithms

Table 10.1 summarizes the outputs of one-epoch algorithms for both ELBO and PA-ELBO objectives. Sub-DG stands for Submodular-DoubleGreedy, DR-DG stands for DR-DoubleGreedy. Boldface numbers indicate the best mean of function values returned. For ELBO, the mean and standard deviation were calculated for 10 FLID models trained on 10 folds of the data. For PA-ELBO, the mean and standard deviation were calculated for models trained over 45 pairs of folds. For each category, the results of FLID models with three dimensionalities ($D = 2, 3, 10$) are reported.

ELBO OBJECTIVE. The results are summarized in columns 3 to 5 in Table 10.1. The mean and standard deviation are calculated for 10 FLID models trained on 10 folds of the data. One can observe that both DR-DoubleGreedy and BSCB improve over the baseline Submodular-DoubleGreedy, which has only a $1/3$ approximation guarantee. Furthermore, DR-DoubleGreedy generates better solutions than BSCB for almost all of the cases, though they have the same approximation guarantees in the worst case.

PA-ELBO OBJECTIVE. The results are summarized in columns 6 to 8 in Table 10.1. For each category, out of the 10 folds of data, we have $\binom{10}{2} = 45$ pairs of folds. The mean and standard deviation are computed for these 45 pairs for each category and each latent dimensionality D . One can still observe that DR-DoubleGreedy and BSCB significantly improve over Submodular-DoubleGreedy. Moreover, DR-DoubleGreedy produces better solutions than BSCB in most of the experiments.

10.6.2 Results on Multi-Epoch Algorithms

³ More details on this dataset can be found in Gillenwater et al. (2014).

ELBO OBJECTIVE. Figure 10.1 records typical trajectories of multi-epoch algorithms for ELBO objectives. Note that the cyan vertical lines indicate the one-epoch point. It shows that after one epoch, DG-MeanField-1/2 almost always returns the best solution, and it is also the fastest one to converge. However, CoordinateAscent is quite sensitive to initializations. After sufficiently many iterations, all multi-epoch algorithms converge to similar ELBO value. This is consistent with the intuition since after one epoch, all algorithms are using the same strategy: conducting coordinate-wise maximization. One can also observe that the obtained ELBO is close to the true log partition functions (yellow lines).

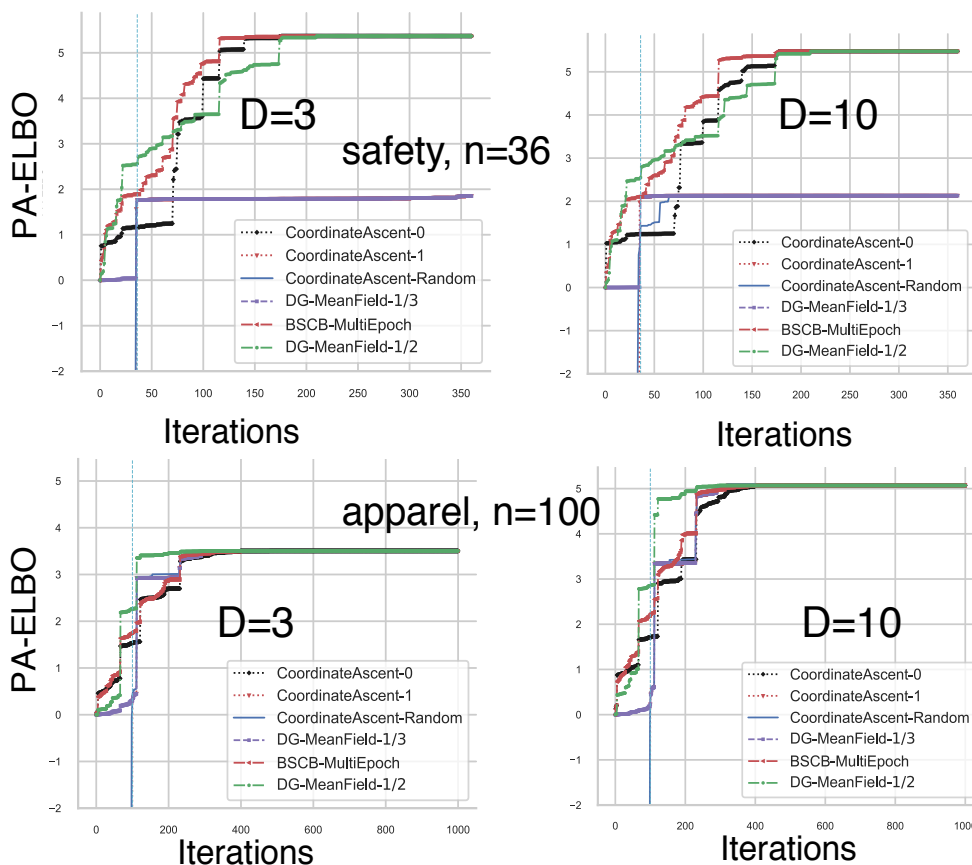


Figure 10.2: PA-ELBO on Amazon data. The figures trace trajectories of multi-epoch algorithms. Cyan vertical line shows the one-epoch point.

PA-ELBO OBJECTIVE. Figure 10.2 shows representative results on PA-ELBO objectives. One can see that after one epoch, DG-MeanField-1/2 almost always returns the best solution. In most of the experiments, DG-MeanField-1/2 was the fastest algorithm to converge. However, CoordinateAscent is quite sensitive to initializations. After sufficiently many iterations, most multi-epoch algorithms converge to similar PA-ELBO value. However, for CoordinateAscent with unlucky initializations, e.g., for category “safety” (row 1), it may get stuck in poor local optima.

10.7. Conclusions

Probabilistic structured models play an eminent role in machine learning today, especially models with submodular costs. Validating such models and their parameters remains an open issue in applications. We have proposed provable mean field algorithms for probabilistic log-submodular models and their posterior agreement score. This optimization technique promises to open new avenues for model inference by combining approximation guarantees of submodular maximization with robustness of probabilistic inference.

10.8. Additional Details

10.8.1 Complete Lower Bounds of the PA Objective

By giving upper bounds for $\log Z(\beta; D') + \log Z(\beta; D'')$, we can get the full lower bounds of the PA objective.

Let us take one $\log Z(\beta; D')$ for example. This can be achieved using techniques of Djolonga et al. (2014b), which is done by optimizing supergradients of $F(S|D')$. A representative supergradient is the bar supergradient, which

is defined as: if $i \in A$, $\bar{\mathbf{s}}^A = F_{\mathcal{V}-\{i\}}(\{i\}|\mathbf{D}')$, if $i \notin A$, $\bar{\mathbf{s}}^A = F(\{i\}|\mathbf{D}')$, where $F_B(A|\mathbf{D}')$ is the marginal gain of A based on B . Then,

$$\log Z(\beta; \mathbf{D}') \leq \min_A \log Z^+(\bar{\mathbf{s}}^A, F(A|\mathbf{D}') - \bar{\mathbf{s}}^A(A)) \quad (10.11)$$

$$= \min_A F(A|\mathbf{D}') + \mathbf{m}(A|\mathbf{D}'), \quad (10.12)$$

where $\mathbf{m}(\{i\}|\mathbf{D}') = \log(1 + e^{-F_{\mathcal{V}-\{i\}}(\{i\}|\mathbf{D}')} - \log(1 + e^{F(\{i\}|\mathbf{D}')})$.

So the full lower bound of PA objective in (10.9) is,

$$\log \sum_{S \subseteq \mathcal{V}} p_\beta(S|\mathbf{D}') p_\beta(S|\mathbf{D}'') \quad (10.13)$$

$$= - \left[\sum_{S \subseteq \mathcal{V}} q(S|\mathbf{x}) \right] \log \frac{\sum_{S \subseteq \mathcal{V}} q(S|\mathbf{x})}{\sum_{S \subseteq \mathcal{V}} p_\beta(S|\mathbf{D}') p_\beta(S|\mathbf{D}'')}$$

$$\stackrel{\text{log-sum inequality}}{\geq} - \sum_{S \subseteq \mathcal{V}} q(S|\mathbf{x}) \log \frac{q(S|\mathbf{x})}{p_\beta(S|\mathbf{D}') p_\beta(S|\mathbf{D}'')}$$

$$= \mathbb{H}(q) + \mathbb{E}_q \log p_\beta(S|\mathbf{D}') + \mathbb{E}_q \log p_\beta(S|\mathbf{D}'')$$

$$= \underbrace{\mathbb{H}(q) + \beta \mathbb{E}_q F(S|\mathbf{D}') + \beta \mathbb{E}_q F(S|\mathbf{D}'')}_{\text{(PA-ELBO) in (10.8)}} - \log Z(\beta; \mathbf{D}') - \log Z(\beta; \mathbf{D}'').$$

(PA-ELBO) in (10.8)

Since the above holds for all q , so we get the lower bound,

$$\log \sum_{S \subseteq \mathcal{V}} p_\beta(S|\mathbf{D}') p_\beta(S|\mathbf{D}'') \quad (\text{log PA objective}) \quad (10.14)$$

$$\geq \max_q \underbrace{\mathbb{H}(q) + \beta \mathbb{E}_q F(S|\mathbf{D}') + \beta \mathbb{E}_q F(S|\mathbf{D}'')}_{\text{(PA-ELBO) in (10.8)}} \quad (10.15)$$

(PA-ELBO) in (10.8)

$$- \min_A [F(A|\mathbf{D}') + \mathbf{m}(A|\mathbf{D}')] - \min_A [F(A|\mathbf{D}'') + \mathbf{m}(A|\mathbf{D}'')].$$

This page was intentionally left blank.

DISCUSSIONS AND FUTURE WORK

The important thing is not to stop questioning. Curiosity has its own reason for existence.

– Albert Einstein

In this thesis we have studied how submodularity can be generalized as a unified structure that ensures provable non-convex optimization and algorithm validation. We believe that the continuous generalization: continuous submodularity, will play a more and more significant role in the area of non-convex optimization.

Though lots of details have been discussed, we are still curious about the following open problems.

11.1. Tighter Guarantees for Continuous DR-Submodular Maximization

For monotone DR-submodular maximization with a down-closed convex constraint, we have studied several algorithms in chapter 5. See Table 11.1 for a summary of these algorithms. The algorithms motivated by local-global relation have a $1/2$ approximation guarantee, while the optimal algorithm, Submodular FW, has an approximation ratio of $1 - 1/e$.

However, in experiments one can usually observe, for example, from Figures 5.2 and 5.3, that Non-convex FW has the fastest convergence rate and

Table 11.1: Summary of algorithms for monotone DR-submodular maximization

Name	Technique	Approximation ratio	Convergence rate
Non-convex FW	local-global	1/2	$1/\sqrt{k}$
PGA		1/2	1/k
Submodular FW	follow concavity	$1 - 1/e$	1/k

returns the best solution. Similar phenomenon was also observed in experiments for non-monotone DR-submodular maximization algorithms.

This observation motivates us to think of more properties of continuous DR-submodular functions that can help with explaining the practical performance of these algorithms. In this direction, we have proposed the strong DR-submodularity property (Definition 3.12). Nevertheless, there should be more properties that shall be explored in the future work.

11.2. Explore Submodularity over Arbitrary Conic Lattices

Motivated by applications such as logistic regression with non-convex regularizers, we have studied generalized submodularity over the orthant conic lattice $(\mathcal{X}, \preceq_{\mathcal{K}_\alpha})$ in Section 3.4. However, it is noteworthy that the framework can be potentially generalized to arbitrary conic lattices, which may be of interest to model a larger group of applications.

11.3. Sampling Methods for Estimating PA in Probabilistic Log-Submodular Models

In chapter 10 we provide a lower bound of the PA objective through mean field approximation. However, it is not clear how large the deviation between the lower bound and the true objective is. This shortcoming of mean field approximation naturally motivates us to consider sampling methods to

estimate the PA objective, which amounts to estimating the following three terms:

$$\log \sum_{S \subseteq \mathcal{V}} \exp[\beta(F(S|D'))], \quad (11.1)$$

$$\log \sum_{S \subseteq \mathcal{V}} \exp[\beta(F(S|D''))], \quad (11.2)$$

$$\log \sum_{S \subseteq \mathcal{V}} \exp[\beta(F(S|D') + F(S|D''))]. \quad (11.3)$$

All of them are in the form of a log partition function of some Gibbs distribution, which can be estimated using sampling methods such as Monte Carlo sampling.

11.4. Negative Dependence for Continuous Random Variables

Given that the discrete random variables with negative dependence among each other has been formulated with probabilistic log-submodular models, it is natural to study continuous random variables with negative dependence. One would start by formulating these distributions in a principled way, and then study approximate inference methods such as variational inference or sampling. It is noteworthy that Karlin et al. (1980) studied the MTP₂ (stands for “multivariate totally positive of order 2”) probability distribution, which is defined by a continuous function f that are log-supmodular: $\forall \mathbf{x}, \mathbf{y}$, it holds that $f(\mathbf{x})f(\mathbf{y}) \leq f(\mathbf{x} \vee \mathbf{y})f(\mathbf{x} \wedge \mathbf{y})$. This definition implies positive dependency up to a logarithm operation.

11.5. Incorporate Continuous Submodularity as Domain Knowledge into Deep Neural Net Architecture

We have shown that continuous submodularity essentially captures the repulsion effect (or negative dependence) amongst different dimensionalities, which could be a valuable domain knowledge for modeling various practical scenarios. Its stronger version, continuous DR-submodularity, models the diminishing returns phenomenon. Continuous DR-submodularity has already been used as the domain knowledge in designing deep submodular set functions (Bilmes et al., 2017), where the function induced by the submodular

neural net is essentially a continuous DR-submodular function if feeding continuous inputs into the neural net.

The negative dependence effect is prevalent in real-world applications. For instance, in financial areas, there exists the concept of substitutes and complements, which mean negative and positive dependence, respectively. However, a principled way to incorporate continuous submodularity into modern deep neural net architecture is still lacked. One can imagine some modular approaches for adding continuous submodularity into neural net architecture, and the subsequent specialized training algorithms for these continuous submodular models.

BIBLIOGRAPHY

- Ageev, Alexander A and MI Sviridenko (1999). „An 0.828-approximation algorithm for the uncapacitated facility location problem.“ In: *Discrete Applied Mathematics* 93.2, pp. 149–156 (cit. on pp. 6, 117).
- Ageev, Alexander A and Maxim I Sviridenko (2004). „Pipage rounding: A new method of constructing algorithms with proven performance guarantee.“ In: *Journal of Combinatorial Optimization* 8.3, pp. 307–328 (cit. on p. 75).
- Agrawal, Rakesh, Sridhar Rajagopalan, Ramakrishnan Srikant, and Yirong Xu (2003). „Mining newsgroups using networks arising from social behavior.“ In: *WWW*. ACM, pp. 529–535 (cit. on pp. 6, 117).
- Allen-Zhu, Zeyuan and Lorenzo Orecchia (2015). „Nearly-linear time positive LP solver with faster convergence rate.“ In: *Proceedings of the Forty-Seventh Annual ACM on Symposium on Theory of Computing*. ACM, pp. 229–236 (cit. on p. 68).
- Allen-Zhu, Zeyuan and Elad Hazan (2016). „Variance Reduction for Faster Non-Convex Optimization.“ In: *International Conference on Machine Learning (ICML)*, pp. 699–707 (cit. on p. 3).
- Anandkumar, Animashree, Rong Ge, Daniel Hsu, Sham M Kakade, and Matus Telgarsky (2014). „Tensor decompositions for learning latent variable models.“ In: *Journal of Machine Learning Research* 15.1, pp. 2773–2832 (cit. on p. 3).
- Antoniadis, Anestis, Irène Gijbels, and Mila Nikolova (2011). „Penalized likelihood regression for generalized linear models with non-quadratic penalties.“ In: *Annals of the Institute of Statistical Mathematics* 63.3, pp. 585–615 (cit. on p. 57).
- Bach, Francis (2015). „Submodular functions: from discrete to continuous domains.“ In: *arXiv preprint arXiv:1511.00394* (cit. on pp. 12, 18, 23, 44, 165, 168).
- Bach, Francis R (2010). „Structured sparsity-inducing norms through submodular functions.“ In: *NIPS*, pp. 118–126 (cit. on p. 2).

Bibliography

- Barahona, Francisco, Martin Grötschel, Michael Jünger, and Gerhard Reinelt (1988). „An application of combinatorial optimization to statistical physics and circuit layout design.“ In: *Operations Research* 36.3, pp. 493–513 (cit. on pp. 6, 117).
- Bian, An, Kfir Y. Levy, Andreas Krause, and Joachim M. Buhmann (2017a). „Continuous DR-submodular Maximization: Structure and Algorithms.“ In: *Advances in Neural Information Processing Systems (NIPS)*, pp. 486–496 (cit. on pp. v, 30, 98, 99, 165, 166).
- Bian, Andrew An, Baharan Mirzasoleiman, Joachim M. Buhmann, and Andreas Krause (2017b). „Guaranteed Non-convex Optimization: Submodular Maximization over Continuous Domains.“ In: *International Conference on Artificial Intelligence and Statistics (AISTATS)*, pp. 111–120 (cit. on pp. v, 19, 22, 23, 25, 31, 67, 81, 84, 89, 92, 99, 165, 166, 171).
- Bian, Andrew An, Joachim M. Buhmann, Andreas Krause, and Sebastian Tschatschek (2017c). „Guarantees for Greedy Maximization of Non-submodular Functions with Applications.“ In: *International Conference on Machine Learning (ICML)*, pp. 498–507 (cit. on pp. vi, 163).
- Bian, Yatao, Alexey Gronskiy, and Joachim M. Buhmann (2015). „Greedy MaxCut algorithms and their information content.“ In: *IEEE Information Theory Workshop (ITW)*, pp. 1–5 (cit. on pp. v, 10, 118, 122, 123).
- Bian, Yatao, Alexey Gronskiy, and Joachim M Buhmann (2016). „Information-theoretic analysis of MaxCut algorithms.“ In: *IEEE Information Theory and Applications Workshop (ITA)*, pp. 1–5 (cit. on pp. v, 10, 147, 149, 159, 163, 166, 168, 170).
- Bian, Yatao A., Joachim M. Buhmann, and Andreas Krause (2019a). „Optimal Continuous DR-Submodular Maximization and Applications to Provable Mean Field Inference.“ In: *International Conference on Machine Learning (ICML)*, pp. 644–653 (cit. on pp. v, 70, 83, 171).
- Bian, Yatao An, Xiong Li, Yuncai Liu, and Ming-Hsuan Yang (2019b). „Parallel Coordinate Descent Newton Method for Efficient L₁-Regularized Loss Minimization.“ In: *IEEE Transactions on Neural Networks and Learning Systems*, pp. 3233–3245 (cit. on p. vi).
- Bilmes, Jeffrey and Wenruo Bai (2017). „Deep Submodular Functions.“ In: *arXiv preprint arXiv:1701.08939* (cit. on pp. 20, 181).
- Bousquet, Olivier and Léon Bottou (2008). „The tradeoffs of large scale learning.“ In: *NIPS*, pp. 161–168 (cit. on p. 150).
- Boyd, Stephen and Lieven Vandenberghhe (2004). *Convex optimization*. Cambridge university press (cit. on pp. 15, 30).

- Buchbinder, Niv, Moran Feldman, Joseph Naor, and Roy Schwartz (2012). „A tight linear time (1/2)-approximation for unconstrained submodular maximization.“ In: *Foundations of Computer Science (FOCS), 2012 IEEE 53rd Annual Symposium on*. IEEE, pp. 649–658 (cit. on pp. [11](#), [80](#), [83](#), [84](#), [88](#), [119](#), [120](#), [128](#), [130](#), [148](#), [166](#)).
- Buhmann, Joachim (2011). „Context Sensitive Information: Model Validation by Information Theory.“ In: *Pattern Recognition*. LNCS 6718. Springer Berlin / Heidelberg, pp. 12–21 (cit. on pp. [4](#), [10](#), [117](#)).
- Buhmann, Joachim M (2010). „Information theoretic model validation for clustering.“ In: *Information Theory Proceedings (ISIT), 2010 IEEE International Symposium on*. IEEE, pp. 1398–1402 (cit. on pp. [4](#), [10](#), [115](#), [117](#), [118](#), [137](#), [139](#), [163](#), [166](#), [168](#)).
- Buhmann, Joachim M (2013). „SIMBAD: Emergence of pattern similarity.“ In: *Similarity-Based Pattern Analysis and Recognition*. Springer, pp. 45–64 (cit. on pp. [4](#), [117](#)).
- Buhmann, Joachim M, Julien Dumazert, Alexey Gronskiy, and Wojciech Szpankowski (2018). „Posterior Agreement for Large Parameter-Rich Optimization Problems.“ In: *TCS* (cit. on pp. [10](#), [166](#), [168](#), [170](#)).
- Busse, Ludwig M, Morteza Haghir Chehreghani, and Joachim M Buhmann (2012). „The information content in sorting algorithms.“ In: *Information Theory Proceedings (ISIT), 2012 IEEE International Symposium on*. IEEE, pp. 2746–2750 (cit. on pp. [10](#), [117](#)).
- Calinescu, Gruia, Chandra Chekuri, Martin Pál, and Jan Vondrák (2007a). „Maximizing a submodular set function subject to a matroid constraint.“ In: *International Conference on Integer Programming and Combinatorial Optimization*. Springer, pp. 182–196 (cit. on pp. [4](#), [12](#), [44](#), [50](#), [74](#), [75](#), [88](#), [165](#)).
- Calinescu, Gruia, Chandra Chekuri, Martin Pál, and Jan Vondrák (2007b). „Maximizing a Submodular Set Function Subject to a Matroid Constraint (Extended Abstract).“ In: *IPCO*, pp. 182–196 (cit. on p. [167](#)).
- Calinescu, Gruia, Chandra Chekuri, Martin Pál, and Jan Vondrák (2011). „Maximizing a Monotone Submodular Function Subject to a Matroid Constraint.“ In: *SIAM J. Comput.* 40.6, pp. 1740–1766 (cit. on p. [74](#)).
- Caruana, Rich, Steve Lawrence, and Lee Giles (2001). „Overfitting in Neural Nets: Backpropagation, Conjugate Gradient, and Early Stopping.“ In: *NIPS*. Vol. 13, p. 402 (cit. on pp. [5](#), [138](#)).
- Chehreghani, Morteza Haghir, Alberto Giovanni Busetto, and Joachim M Buhmann (2012a). „Information theoretic model validation for spectral clustering.“ In: *Artificial Intelligence and Statistics*, pp. 495–503 (cit. on p. [10](#)).

Bibliography

- Chehreghani, Morteza Haghir, Alberto Giovanni Busetto, and Joachim M. Buhmann (2012b). „Information Theoretic Model Validation for Spectral Clustering.“ In: *AISTATS*, pp. 495–503 (cit. on p. 117).
- Chekuri, Chandra, Jan Vondrák, and Rico Zenklusen (2014). „Submodular function maximization via the multilinear relaxation and contention resolution schemes.“ In: *SIAM Journal on Computing* 43.6, pp. 1831–1879 (cit. on pp. 29, 98, 165).
- Chekuri, Chandra, TS Jayram, and Jan Vondrák (2015). „On multiplicative weight updates for concave and submodular function maximization.“ In: *Proceedings of the 2015 Conference on Innovations in Theoretical Computer Science*. ACM, pp. 201–210 (cit. on pp. 100, 111, 165).
- Chen, Lin, Hamed Hassani, and Amin Karbasi (2018). „Online Continuous Submodular Maximization.“ In: *International Conference on Artificial Intelligence and Statistics (AISTATS)*, pp. 1896–1905 (cit. on pp. 13, 165).
- Cornuejols, Gerard, Marshall Fisher, and George L Nemhauser (1977). „On the uncapacitated location problem.“ In: *Annals of Discrete Mathematics* 1, pp. 163–177 (cit. on pp. 6, 117).
- Cover, Thomas M and Joy A Thomas (2012). *Elements of information theory*. John Wiley & Sons (cit. on pp. 10, 139).
- Das, Abhimanyu and David Kempe (2011). „Submodular meets spectral: Greedy algorithms for subset selection, sparse approximation and dictionary selection.“ In: *arXiv preprint arXiv:1102.3975* (cit. on p. 2).
- Djolonga, Josip and Andreas Krause (2014a). „From map to marginals: Variational inference in bayesian submodular models.“ In: *Advances in Neural Information Processing Systems*, pp. 244–252 (cit. on p. 2).
- Djolonga, Josip and Andreas Krause (2014b). „From MAP to Marginals: Variational Inference in Bayesian Submodular Models.“ In: *Neural Information Processing Systems (NIPS)* (cit. on pp. 51, 162, 166, 169, 170, 176).
- Djolonga, Josip and Andreas Krause (2015). „Scalable Variational Inference in Log-supermodular Models.“ In: *International Conference on Machine Learning (ICML)* (cit. on p. 166).
- Djolonga, Josip, Sebastian Tschitschek, and Andreas Krause (2016). „Variational inference in mixed probabilistic submodular models.“ In: *Advances in Neural Information Processing Systems (NIPS)*, pp. 1759–1767 (cit. on pp. 162, 163).
- Dobzinski, Shahar and Jan Vondrák (2012). „From query complexity to computational complexity.“ In: *Proceedings of the forty-fourth annual ACM symposium on Theory of computing*. ACM, pp. 1107–1116 (cit. on p. 88).

- Dünner, Celestine, Aurelien Lucchi, Matilde Gargiani, An Bian, Thomas Hofmann, and Martin Jaggi (2018). „A Distributed Second-Order Algorithm You Can Trust.“ In: *International Conference on Machine Learning (ICML)*, pp. 1357–1365 (cit. on p. vi).
- Dürr, Christoph, Nguyen Kim Thang, Abhinav Srivastav, and Léo Tible (2019). „Non-monotone DR-submodular Maximization: Approximation and Regret Guarantees.“ In: *arXiv preprint arXiv:1905.09595* (cit. on pp. 13, 52, 103).
- Eagle, Nathan and Alex Sandy Pentland (2006). „Reality mining: sensing complex social systems.“ In: *Personal and ubiquitous computing* 10.4, pp. 255–268 (cit. on p. 104).
- Eghbali, Reza and Maryam Fazel (2016). „Designing smoothing functions for improved worst-case competitive ratio in online optimization.“ In: *Advances in Neural Information Processing Systems (NIPS)*, pp. 3279–3287 (cit. on p. 20).
- Ene, Alina and Huy L Nguyen (2016). „A Reduction for Optimizing Lattice Submodular Functions with Diminishing Returns.“ In: *arXiv preprint arXiv:1606.08362* (cit. on pp. 12, 166).
- Feige, Uriel (1998). „A threshold of $\ln n$ for approximating set cover.“ In: *Journal of the ACM (JACM)* 45.4, pp. 634–652 (cit. on p. 75).
- Feige, Uriel, Vahab S Mirrokni, and Jan Vondrak (2011). „Maximizing non-monotone submodular functions.“ In: *SIAM Journal on Computing* 40.4, pp. 1133–1153 (cit. on pp. 88, 163).
- Feldman, Moran, Joseph Naor, and Roy Schwartz (2011). „A unified continuous greedy algorithm for submodular maximization.“ In: *Foundations of Computer Science (FOCS), 2011 IEEE 52nd Annual Symposium on*. IEEE, pp. 570–579 (cit. on p. 99).
- Frank, Marguerite and Philip Wolfe (1956). „An algorithm for quadratic programming.“ In: *Naval research logistics quarterly* 3.1-2, pp. 95–110 (cit. on pp. 13, 14, 66).
- Frank, Mario and Joachim M Buhmann (2011). „Selecting the rank of truncated SVD by Maximum Approximation Capacity.“ In: *2011 IEEE International Symposium on Information Theory Proceedings*. IEEE, pp. 1036–1040 (cit. on p. 10).
- Fuchssteiner, Benno and Wolfgang Lusky (2011). *Convex cones*. Vol. 56. Elsevier (cit. on p. 30).
- Fujishige, Satoru (2005). *Submodular functions and optimization*. Vol. 58. Elsevier (cit. on pp. 11, 12, 31).

Bibliography

- Garg, Vijay K (2015). *Introduction to lattice theory with computer science applications*. John Wiley & Sons (cit. on p. 30).
- Ghadimi, Saeed, Guanghui Lan, and Hongchao Zhang (2016). „Mini-batch stochastic approximation methods for nonconvex stochastic composite optimization.“ In: *Mathematical Programming* 155.1-2, pp. 267–305 (cit. on p. 3).
- Gharan, Shayan Oveis and Jan Vondrák (2011). „Submodular maximization by simulated annealing.“ In: *Proceedings of the twenty-second annual ACM-SIAM symposium on Discrete Algorithms*. Society for Industrial and Applied Mathematics, pp. 1098–1116 (cit. on p. 11).
- Gillenwater, Jennifer, Alex Kulesza, and Ben Taskar (2012). „Near-optimal MAP inference for determinantal point processes.“ In: *Advances in Neural Information Processing Systems*, pp. 2735–2743 (cit. on pp. 4, 29, 50, 98, 165).
- Gillenwater, Jennifer A, Alex Kulesza, Emily Fox, and Ben Taskar (2014). „Expectation-maximization for learning determinantal point processes.“ In: *Advances in Neural Information Processing Systems (NIPS)*, pp. 3149–3157 (cit. on p. 174).
- Girosi, Federico, Michael Jones, and Tomaso Poggio (1995). „Regularization theory and neural networks architectures.“ In: *Neural computation* 7.2, pp. 219–269 (cit. on p. 138).
- Goemans, Michel X and David P Williamson (1995). „Improved approximation algorithms for maximum cut and satisfiability problems using semidefinite programming.“ In: *Journal of the ACM (JACM)* 42.6, pp. 1115–1145 (cit. on pp. 137, 138, 144, 153).
- Golovin, Daniel and Andreas Krause (2011). „Adaptive submodularity: Theory and applications in active learning and stochastic optimization.“ In: *Journal of Artificial Intelligence Research*, pp. 427–486 (cit. on p. 11).
- *Gorbach, Nico S, Andrew An *Bian, Benjamin Fischer, Stefan Bauer, and Joachim M Buhmann (2017). „Model Selection for Gaussian Process Regression.“ In: *German Conference on Pattern Recognition*, pp. 306–318 (cit. on pp. vi, 10, 166).
- Gottschalk, Corinna and Britta Peis (2015). „Submodular Function Maximization on the Bounded Integer Lattice.“ In: *Approximation and Online Algorithms*. Springer, pp. 133–144 (cit. on pp. 11, 83, 88).
- Gronskiy, Alexey (2018). „Statistical Mechanics and Information Theory in Approximate Robust Inference.“ PhD thesis. ETH Zurich (cit. on p. 10).
- Gronskiy, Alexey and Joachim M Buhmann (2014). „How informative are minimum spanning tree algorithms?“ In: *Information Theory (ISIT), 2014*

- IEEE International Symposium on*. IEEE, pp. 2277–2281 (cit. on pp. 5, 10, 117, 118, 128, 137, 149, 166).
- Hagerup, Torben and Christine Rüb (1990). „A guided tour of Chernoff bounds.“ In: *Information processing letters* 33.6, pp. 305–308 (cit. on p. 158).
- Hajja, Mowaffaq and Peter Walker (2002). „The measure of solid angles in n-dimensional Euclidean space.“ In: *International Journal of Mathematical Education in Science and Technology* 33.5, pp. 725–729 (cit. on p. 147).
- Halperin, Eran and Uri Zwick (2001). „Combinatorial approximation algorithms for the maximum directed cut problem.“ In: *Proceedings of the twelfth annual ACM-SIAM symposium on Discrete algorithms*. Society for Industrial and Applied Mathematics, pp. 1–7 (cit. on pp. 6, 117).
- Hartline, Jason, Vahab Mirrokni, and Mukund Sundararajan (2008). „Optimal marketing strategies over social networks.“ In: *Proceedings of the 17th international conference on World Wide Web*. ACM, pp. 189–198 (cit. on pp. 52, 103).
- Hassani, Hamed, Mahdi Soltanolkotabi, and Amin Karbasi (2017). „Gradient Methods for Submodular Maximization.“ In: *Advances in Neural Information Processing Systems (NIPS)*, pp. 5837–5847 (cit. on pp. 13, 27, 64–66).
- Hatano, Daisuke, Takuro Fukunaga, Takanori Maehara, and Ken-ichi Kawarabayashi (2015). „Lagrangian Decomposition Algorithm for Allocating Marketing Channels.“ In: *AAAI*, pp. 1144–1150 (cit. on p. 49).
- Hazan, Elad, Kfir Levy, and Shai Shalev-Shwartz (2015). „Beyond convexity: Stochastic quasi-convex optimization.“ In: *Advances in Neural Information Processing Systems*, pp. 1594–1602 (cit. on p. 15).
- *He, Lie, An *Bian, and Martin Jaggi (2018). „COLA: Communication-Efficient Decentralized Linear Learning.“ In: *Advances in Neural Information Processing Systems (NeurIPS)*, pp. 4537–4547 (cit. on p. vi).
- Helmberg, Christoph, Franz Rendl, Robert J Vanderbei, and Henry Wolkowicz (1996). „An interior-point method for semidefinite programming.“ In: *SIAM Journal on Optimization* 6.2, pp. 342–361 (cit. on pp. 144, 145).
- Hoeffding, Wassily (1963). „Probability inequalities for sums of bounded random variables.“ In: *Journal of the American statistical association* 58.301, pp. 13–30 (cit. on p. 47).
- Hosseini, Reshad and Suvrit Sra (2015). „Matrix manifold optimization for Gaussian mixtures.“ In: *Advances in Neural Information Processing Systems*, pp. 910–918 (cit. on p. 15).
- Ising, Ernst (1925). „Contribution to the theory of ferromagnetism.“ In: *Z. Phys.* 31, pp. 253–258 (cit. on p. 45).

Bibliography

- Ito, Shinji and Ryohei Fujimaki (2016). „Large-Scale Price Optimization via Network Flow.“ In: *Advances in Neural Information Processing Systems*, pp. 3855–3863 (cit. on p. 43).
- Iwata, Satoru, Lisa Fleischer, and Satoru Fujishige (2001). „A combinatorial strongly polynomial algorithm for minimizing submodular functions.“ In: *Journal of the ACM* 48.4, pp. 761–777 (cit. on p. 2).
- Jaggi, Martin (2013a). „Revisiting Frank-Wolfe: Projection-free sparse convex optimization.“ In: *Proceedings of the 30th International Conference on Machine Learning (ICML-13)*, pp. 427–435 (cit. on p. 13).
- Jaggi, Martin (2013b). „Revisiting Frank-Wolfe: Projection-Free Sparse Convex Optimization.“ In: *ICML 2013*, pp. 427–435 (cit. on p. 66).
- Jeuris, Ben, Raf Vandebril, and Bart Vandereycken (2012). „A survey and comparison of contemporary algorithms for computing the matrix geometric mean.“ In: *Electronic Transactions on Numerical Analysis* 39.ARTICLE, pp. 379–402 (cit. on p. 15).
- Kahruman, Sera, Elif Kolotoglu, Sergiy Butenko, and Illya V Hicks (2007). „On greedy construction heuristics for the MAX-CUT problem.“ In: *International Journal of Computational Science and Engineering* 3.3, pp. 211–218 (cit. on pp. 119–121, 130, 149).
- Karlin, Samuel and Yosef Rinott (1980). „Classes of orderings of measures and related correlation inequalities II. Multivariate reverse rule distributions.“ In: *Journal of Multivariate Analysis* 10.4, pp. 499–516 (cit. on p. 181).
- Ke, Qifa and Takeo Kanade (2007). „Quasiconvex optimization for robust geometric reconstruction.“ In: *IEEE Transactions on Pattern Analysis and Machine Intelligence* 29.10, pp. 1834–1847 (cit. on p. 15).
- Kempe, David, Jon Kleinberg, and Éva Tardos (2003). „Maximizing the spread of influence through a social network.“ In: *Proceedings of the ninth ACM SIGKDD international conference on Knowledge discovery and data mining*. ACM, pp. 137–146 (cit. on pp. 47, 48).
- Kim, Sunyoung and Masakazu Kojima (2003). „Exact solutions of some non-convex quadratic optimization problems via SDP and SOCP relaxations.“ In: *Computational Optimization and Applications* 26.2, pp. 143–154 (cit. on pp. 4, 43).
- Kolmogorov, Vladimir (2011). „Submodularity on a Tree: Unifying L^1 -Convex and Bisubmodular Functions.“ In: *Mathematical Foundations of Computer Science*. Springer, pp. 400–411 (cit. on p. 11).
- Krause, Andreas and Carlos Guestrin (2005a). „Near-optimal Nonmyopic Value of Information in Graphical Models.“ In: *UAI*, pp. 324–331 (cit. on p. 2).

- Krause, Andreas and Carlos Guestrin (2005b). „Near-optimal Nonmyopic Value of Information in Graphical Models.“ In: *21st conference on uncertainty in artificial intelligence (UAI)* (cit. on p. 163).
- Krause, Andreas and Volkan Cevher (2010). „Submodular dictionary selection for sparse representation.“ In: *Proceedings of the 27th International Conference on Machine Learning (ICML)*, pp. 567–574 (cit. on pp. 2, 163).
- Krause, Andreas and Daniel Golovin (2012). „Submodular function maximization.“ In: *Tractability: Practical Approaches to Hard Problems* 3, p. 19 (cit. on pp. 2, 165).
- Kroese, Dirk P, Thomas Taimre, and Zdravko I Botev (2013). *Handbook of Monte Carlo Methods*. Vol. 706. John Wiley & Sons (cit. on p. 85).
- Kulesza, Alex, Ben Taskar, et al. (2012). „Determinantal point processes for machine learning.“ In: *Foundations and Trends® in Machine Learning* 5.2–3, pp. 123–286 (cit. on pp. 45, 50, 162).
- Kunegis, Jérôme (2013). „Konekt: the koblenz network collection.“ In: *Proceedings of the 22nd International Conference on World Wide Web*. ACM, pp. 1343–1350 (cit. on p. 104).
- Lacoste-Julien, Simon (2016). „Convergence Rate of Frank-Wolfe for Non-Convex Objectives.“ In: *arXiv preprint arXiv:1607.00345* (cit. on pp. 3, 14, 26, 64, 65, 75, 98, 110).
- Lee, Jon, Vahab S Mirrokni, Viswanath Nagarajan, and Maxim Sviridenko (2009). „Non-monotone submodular maximization under matroid and knapsack constraints.“ In: *Theory of computing*. ACM, pp. 323–332 (cit. on p. 11).
- Leskovec, Jure, Andreas Krause, Carlos Guestrin, Christos Faloutsos, Jeanne VanBriesen, and Natalie Glance (2007). „Cost-effective outbreak detection in networks.“ In: *ACM SIGKDD international conference on Knowledge discovery and data mining*, pp. 420–429 (cit. on p. 55).
- Li, Huan and Zhouchen Lin (2015). „Accelerated Proximal Gradient Methods for Nonconvex Programming.“ In: *NIPS*, pp. 379–387 (cit. on p. 3).
- Lin, Hui and Jeff Bilmes (2010). „Multi-document summarization via budgeted maximization of submodular functions.“ In: *Annual Conference of the North American Chapter of the Association for Computational Linguistics*, pp. 912–920 (cit. on p. 54).
- Lin, Hui and Jeff Bilmes (2011a). „A class of submodular functions for document summarization.“ In: *Proceedings of the 49th Annual Meeting of the Association for Computational Linguistics: Human Language Technologies-Volume 1*. Association for Computational Linguistics, pp. 510–520 (cit. on pp. 2, 163).

Bibliography

- Lin, Hui and Jeff Bilmes (2011b). „Optimal selection of limited vocabulary speech corpora.“ In: *Twelfth Annual Conference of the International Speech Communication Association* (cit. on p. 46).
- Lovász, László (1983). „Submodular functions and convexity.“ In: *Mathematical Programming The State of the Art*. Springer, pp. 235–257 (cit. on pp. 4, 44, 165).
- Mirzasoleiman, Baharan, Amin Karbasi, Rik Sarkar, and Andreas Krause (2013). „Distributed submodular maximization: Identifying representative elements in massive data.“ In: *Advances in Neural Information Processing Systems*, pp. 2049–2057 (cit. on p. 2).
- Mokhtari, Aryan, Hamed Hassani, and Amin Karbasi (2018a). „Decentralized Submodular Maximization: Bridging Discrete and Continuous Settings.“ In: *arXiv preprint arXiv:1802.03825* (cit. on pp. 13, 165).
- Mokhtari, Aryan, Hamed Hassani, and Amin Karbasi (2018b). „Stochastic conditional gradient methods: From convex minimization to submodular maximization.“ In: *arXiv preprint arXiv:1804.09554* (cit. on p. 13).
- Montanari, Andrea and Emile Richard (2016). „Non-negative principal component analysis: Message passing algorithms and sharp asymptotics.“ In: *IEEE Transactions on Information Theory* 62.3, pp. 1458–1484 (cit. on p. 57).
- Motzkin, Theodore S and Ernst G Straus (1965). „Maxima for graphs and a new proof of a theorem of Turán.“ In: *Canad. J. Math* 17.4, pp. 533–540 (cit. on p. 43).
- Nemhauser, George L, Laurence A Wolsey, and Marshall L Fisher (1978). „An analysis of approximations for maximizing submodular set functions—I.“ In: *Mathematical Programming* 14.1, pp. 265–294 (cit. on pp. 1, 2, 11).
- Nesterov, Yurii (2013). *Introductory lectures on convex optimization: A basic course*. Vol. 87. Springer Science & Business Media (cit. on pp. 24, 25).
- Niazadeh, Rad, Tim Roughgarden, and Joshua Wang (2018). „Optimal Algorithms for Continuous Non-monotone Submodular and DR-Submodular Maximization.“ In: *Advances in Neural Information Processing Systems (NeurIPS)*, pp. 9617–9627 (cit. on pp. 13, 84, 171).
- Qi, Chunhong, Kyle A Gallivan, and P-A Absil (2010). „Riemannian BFGS algorithm with applications.“ In: *Recent advances in optimization and its applications in engineering*. Springer, pp. 183–192 (cit. on p. 15).
- Reddi, Sashank J, Suvrit Sra, Barnabas Poczos, and Alex Smola (2016a). „Fast Stochastic Methods for Nonsmooth Nonconvex Optimization.“ In: *arXiv preprint arXiv:1605.06900* (cit. on p. 3).
- Reddi, Sashank J, Suvrit Sra, Barnabás Póczos, and Alex Smola (2016b). „Stochastic frank-wolfe methods for nonconvex optimization.“ In: 2016

- 54th Annual Allerton Conference on Communication, Control, and Computing (Allerton). IEEE, pp. 1244–1251 (cit. on pp. 14, 26).
- Ribando, Jason M (2006). „Measuring solid angles beyond dimension three.“ In: *Discrete & Computational Geometry* 36.3, pp. 479–487 (cit. on p. 147).
- Ring, Wolfgang and Benedikt Wirth (2012). „Optimization methods on Riemannian manifolds and their application to shape space.“ In: *SIAM Journal on Optimization* 22.2, pp. 596–627 (cit. on p. 15).
- Sahni, Sartaj and Teofilo Gonzalez (1976). „P-complete approximation problems.“ In: *Journal of the ACM (JACM)* 23.3, pp. 555–565 (cit. on pp. 119, 129).
- Sigg, Christian D and Joachim M Buhmann (2008). „Expectation-maximization for sparse and non-negative PCA.“ In: *Proceedings of the 25th international conference on Machine learning*. ACM, pp. 960–967 (cit. on p. 57).
- Singh, Ajit P, Andrew Guillory, and Jeff Bilmes (2012). „On bisubmodular maximization.“ In: *International Conference on Artificial Intelligence and Statistics*, pp. 1055–1063 (cit. on p. 12).
- Skutella, Martin (2001). „Convex quadratic and semidefinite programming relaxations in scheduling.“ In: *J. ACM* (cit. on p. 43).
- Soma, Tasuku, Naonori Kakimura, Kazuhiro Inaba, and Ken-ichi Kawarabayashi (2014). „Optimal budget allocation: Theoretical guarantee and efficient algorithm.“ In: *Proceedings of the 31st International Conference on Machine Learning*, pp. 351–359 (cit. on pp. 11, 20, 49, 54).
- Soma, Tasuku and Yuichi Yoshida (2015a). „A Generalization of Submodular Cover via the Diminishing Return Property on the Integer Lattice.“ In: *Advances in Neural Information Processing Systems (NIPS)*, pp. 847–855 (cit. on pp. 20, 55).
- Soma, Tasuku and Yuichi Yoshida (2015b). „Maximizing submodular functions with the diminishing return property over the integer lattice.“ In: *arXiv preprint arXiv:1503.01218* (cit. on p. 20).
- Soma, Tasuku and Yuichi Yoshida (2017). „Non-Monotone DR-Submodular Function Maximization.“ In: *AAAI*. Vol. 17, pp. 898–904 (cit. on pp. 52, 84, 103, 166).
- Soma, Tasuku and Yuichi Yoshida (2018). „Maximizing monotone submodular functions over the integer lattice.“ In: *Mathematical Programming* 172.1-2, pp. 539–563 (cit. on p. 12).
- Sra, Suvrit (2012). „Scalable nonconvex inexact proximal splitting.“ In: *Advances in Neural Information Processing Systems (NIPS)*, pp. 530–538 (cit. on p. 3).

Bibliography

- Sra, Suvrit (2015). „On the matrix square root via geometric optimization.“ In: *arXiv preprint arXiv:1507.08366* (cit. on p. 15).
- Sra, Suvrit and Reshad Hosseini (2015). „Conic geometric optimization on the manifold of positive definite matrices.“ In: *SIAM Journal on Optimization* 25.1, pp. 713–739 (cit. on p. 15).
- Sra, Suvrit and Reshad Hosseini (2016). „Geometric optimization in machine learning.“ In: *Algorithmic Advances in Riemannian Geometry and Applications*. Springer, pp. 73–91 (cit. on p. 15).
- Staub, Matthew and Stefanie Jegelka (2017). „Robust Budget Allocation via Continuous Submodular Functions.“ In: *Proceedings of the 34th International Conference on Machine Learning (ICML)* (cit. on p. 165).
- Sviridenko, Maxim (2004). „A note on maximizing a submodular set function subject to a knapsack constraint.“ In: *Operations Research Letters* 32.1, pp. 41–43 (cit. on p. 11).
- Tiel, Jan van (1984). „Convex analysis.“ In: (cit. on p. 147).
- Topkis, Donald M (1978). „Minimizing a submodular function on a lattice.“ In: *Operations research* 26.2, pp. 305–321 (cit. on pp. 18, 31).
- Tschiatschek, Sebastian, Josip Djolonga, and Andreas Krause (2016). „Learning Probabilistic Submodular Diversity Models Via Noise Contrastive Estimation.“ In: *Proc. International Conference on Artificial Intelligence and Statistics (AISTATS)* (cit. on pp. 45, 46, 163, 171).
- Vishnoi, Nisheeth K (2018). „Geodesic Convex Optimization: Differentiation on Manifolds, Geodesics, and Convexity.“ In: *arXiv preprint arXiv:1806.06373* (cit. on p. 15).
- Vondrák, Jan (2008). „Optimal approximation for the submodular welfare problem in the value oracle model.“ In: *Proceedings of the 40th Annual ACM Symposium on Theory of Computing*, pp. 67–74 (cit. on pp. 11, 12, 66, 165).
- Vondrák, Jan (2013). „Symmetry and approximability of submodular maximization problems.“ In: *SIAM Journal on Computing* 42.1, pp. 265–304 (cit. on p. 23).
- Wainwright, Martin J, Michael I Jordan, et al. (2008). „Graphical models, exponential families, and variational inference.“ In: *Foundations and Trends® in Machine Learning* 1.1–2, pp. 1–305 (cit. on p. 162).
- Waldspurger, Irène, Alexandre d’Aspremont, and Stéphane Mallat (2015). „Phase recovery, maxcut and complex semidefinite programming.“ In: *Mathematical Programming* 149.1-2, pp. 47–81 (cit. on p. 144).
- Wang, Jun, Tony Jebara, and Shih-Fu Chang (2013). „Semi-supervised Learning Using Greedy Max-cut.“ In: *JMLR* 14.1, pp. 771–800 (cit. on pp. 6, 117).

- Ward, Justin and Stanislav Zivny (2014). „Maximizing Bisubmodular and k -Submodular Functions.“ In: *SODA 2014*, pp. 1468–1481 (cit. on p. 12).
- Wilder, Bryan (2017). „Risk-Sensitive Submodular Optimization.“ In: *AAAI* (cit. on p. 165).
- Wolfstetter, Elmar (1999). *Topics in microeconomics: Industrial organization, auctions, and incentives*. cambridge university Press (cit. on p. 15).
- Wolsey, Laurence A. (1982). „Maximising Real-Valued Submodular Functions: Primal and Dual Heuristics for Location Problems.“ In: *Math. Oper. Res.* 7.3, pp. 410–425 (cit. on p. 12).
- Zadeh, Pourya, Reshad Hosseini, and Suvrit Sra (2016). „Geometric mean metric learning.“ In: *International conference on machine learning*, pp. 2464–2471 (cit. on p. 15).
- Zass, Ron and Amnon Shashua (2007). „Nonnegative sparse PCA.“ In: *Advances in Neural Information Processing Systems (NIPS)*, pp. 1561–1568 (cit. on p. 57).
- Zheng, Shuai, Sadeep Jayasumana, Bernardino Romera-Paredes, Vibhav Vineet, Zhizhong Su, Dalong Du, Chang Huang, and Philip HS Torr (2015). „Conditional random fields as recurrent neural networks.“ In: *Proceedings of the IEEE International Conference on Computer Vision*, pp. 1529–1537 (cit. on p. 162).
- Zhou, Guangyao, Stuart Geman, and Joachim M Buhmann (2014). „Sparse feature selection by information theory.“ In: *ISIT. IEEE*, pp. 926–930 (cit. on p. 117).

This page was intentionally left blank.

NOTATION

General

Symbol	Meaning
$\mathcal{V} = \{v_1, v_2, \dots, v_n\}$	the ground set of n elements
$\mathbf{e}_i \in \mathbb{R}^n$	the characteristic vector for element v_i (also the standard i^{th} basis vector)
$\mathbf{x} \in \mathbb{R}^{\mathcal{V}}$ or $\mathbf{x} \in \mathbb{R}^n$	an n -dimensional vector, whose i^{th} entry is denoted as x_i
$\mathbf{A} \in \mathbb{R}^{m \times n}$	an m by n matrix and A_{ij} is its ij^{th} entry
$f(\cdot)$	a continuous function
$F(\cdot)$	a set function
$\nabla f(\cdot)$	the gradient of a differentiable function $f(\cdot)$
$\nabla^2 f(\cdot)$	the Hessian of a twice differentiable function $f(\cdot)$
$[n]$	$\{1, \dots, n\}$ for an integer $n \geq 1$
$\mathbf{x} \lesssim \mathbf{y}$	$x_i \leq y_i, \forall i$
$\mathbf{x} \vee \mathbf{y}$	coordinate-wise maximum of \mathbf{x} and \mathbf{y}
$\mathbf{x} \wedge \mathbf{y}$	coordinate-wise minimum of \mathbf{x} and \mathbf{y}
$\ \mathbf{x}\ $	ℓ_2 -norm
$\ \mathbf{x}\ _1$	ℓ_1 -norm
$\mathbf{x} _i(k)$	the operation of setting the i^{th} element of \mathbf{x} to k , while keeping all other elements unchanged, i.e., $\mathbf{x} _i(k) = \mathbf{x} - x_i \mathbf{e}_i + k \mathbf{e}_i$

Algorithm Validation

Symbol	Meaning
\mathcal{A}	an algorithm
\mathbf{G}	the random variable of a graph
G	a realization of \mathbf{G}
$I^{\mathcal{A}}$	algorithmic information content of \mathcal{A}
\mathcal{I}	the classical mutual information

ACRONYMS

DR Diminishing Returns

IR Increasing Returns

PA Posterior Agreement

SDP Semidefinite Programming

L-BFGS Limited-memory Broyden-Fletcher-Goldfarb-Shanno

SGD Stochastic Gradient Descent

SOCP Second Order Cone Program

PCA Principal Component Analysis

Colophon

This document was typeset in L^AT_EX using the typographical look-and-feel classicthesis. The bibliography is typeset using biblatex.