

A Survey of Predictive Maintenance: Systems, Purposes and Approaches

Yongyi Ran*, Xin Zhou*, Pengfeng Lin[†], Yonggang Wen*, Ruilong Deng[‡]
 Nanyang Technological University ^{*†}, Zhejiang University [†]

*{yyran, zhouxin, ygwen}@ntu.edu.sg, [†]{linp0010}@e.ntu.edu.sg, [‡]{dengruilong}@zju.edu.cn

Abstract—This paper provides a comprehensive literature review on Predictive Maintenance (PdM) with emphasis on system architectures, purposes and approaches. In industry, any outages and unplanned downtime of machines or systems would degrade or interrupt a company’s core business, potentially resulting in significant penalties and unmeasurable reputation loss. Existing traditional maintenance approaches suffer from some assumptions and limits, such as high prevent/repair costs, inadequate or inaccurate mathematical degradation processes and manual feature extraction. With the trend of smart manufacturing and development of Internet of Things (IoT), data mining and Artificial Intelligence (AI), etc., PdM is proposed as a novel type of maintenance paradigm to perform maintenances only after the analytical models predict certain failures or degradations. In this survey, we first provide a high-level view of the PdM system architectures including the Open System Architecture for Condition Based Monitoring (OSA-CBM), cloud-enhanced PdM system and PdM 4.0, etc. Then, we make clear the specific maintenance purposes/objectives, which mainly comprise cost minimization, availability/reliability maximization and multi-objective optimization. Furthermore, we provide a review of the existing approaches for fault diagnosis and prognosis in PdM systems that include three major subcategories: knowledge based, traditional Machine Learning (ML) based and DL based approaches. We make a brief review on the knowledge based and traditional ML based approaches applied in diverse industrial systems or components with a complete list of references, while providing a comprehensive review of DL based approaches. Finally, important future research directions are introduced.

Index Terms—Predictive maintenance, fault diagnosis, fault prognosis, machine learning, deep learning

I. INTRODUCTION

Maintenance as a crucial activity in industry, with its significant impact on costs and reliability, is immensely influential to a company’s ability to be competitive in low price, high quality and performance. Any unplanned downtime of machinery equipment or devices would degrade or interrupt a company’s core business, potentially resulting in significant penalties and unmeasurable reputation loss. For instance, Amazon experienced just 49 minutes of downtime, which cost the company \$4 million in lost sales in 2013. On average, organizations lose \$138,000 per hour due to data centre downtime according to a market study by the Ponemon Institute [1]. It is also reported that the Operation and Maintenance (O&M) costs for offshore wind turbines account for 20% to 35% of the total revenues of the generated electricity [2] and maintenance expenditure in oil and gas industry costs ranging from 15% to 70% of total production cost [3]. Therefore, it is critical for companies to develop a well-implemented and efficient maintenance strategy

to prevent unexpected outages, improve overall reliability and reduce operating costs.

The evolution of modern techniques (e.g., Internet of things, sensing technology, artificial intelligence, etc.) reflects a transition of maintenance strategies from *Reactive Maintenance (RM)* to *Preventive Maintenance (PM)* to *Predictive Maintenance (PdM)*. RM is only executed to restore the operating state of the equipment after failure occurs, and thus tends to cause serious lag and results in high reactive repair costs. PM is carried out according to a planned schedule based on time or process iterations to prevent breakdown, and thus may perform unnecessary maintenance and result in high prevention costs. In order to achieve the best trade-off between the two, PdM is performed based on an online estimate of the “health” and can achieve timely pre-failure interventions. PdM allows the maintenance frequency to be as low as possible to prevent unplanned RM, without incurring costs associated with doing too much PM.

The concept of PdM has existed for many years, but only recently emerging technologies become both seemingly capable and inexpensive enough to make PdM widely accessible [4]. PdM typically involves condition monitoring, fault diagnosis, fault prognosis, and maintenance plans [5]. The enabling technologies have the enhanced potential to detect, isolate, and identify the precursor and incipient faults of machinery equipment and components, monitor and predict the progression of faults, and provide decision-support or automation to develop maintenance schedules. Specifically, the emerging technologies enhance PdM in the following aspects:

- 1) IoT for data acquisition: IoT enables gathering a huge and increasing amount of data from multiple sensors installed on machines or components [6].
- 2) Big data techniques for data (pre-)processing: Big data techniques have been revolutionizing intelligent maintenance by turning the big machinery data into actionable information, e.g., data cleaning and transforming, feature extraction and fusion, etc.
- 3) Advanced Deep Learning (DL) methods for fault diagnosis and prognosis: In recent years, more and more DL approaches are invented and getting matured in terms of classification and regression. The larger number of layers and neurons in an DL network allow the abstraction of complex problems and enable more accuracy of fault diagnosis and prognosis (e.g., remaining useful life prediction). At the same time, the huge amount of data is able to offset the complexity increase behind DL and

improve its generalization capability.

- 4) Deep Reinforcement Learning (DRL) for decision making: The breakthrough of DRL and its variants provide a promising technique for effective control in complicated systems. DRL is able to deal with highly dynamic time-variant environments with a sophisticated state space (such as AlphaGo [7]), which can be leveraged to provide decision support for a PdM system.
- 5) Powerful hardwares for complex computing: With the rapid development of semiconductor technology, the powerful hardwares, such as graphics processing unit (GPU) and tensor processing units (TPU), can significantly expedite the evolution process and reduce the required time of DL algorithms. For example, Sun *et al.* [8] achieve a 95-epoch training of ImageNet/AlexNet on 512 GPUs in 1.5 minutes.

Although PdM becomes a promising approach to decrease the downtime of machines, improve overall reliability of systems, and reduce operating costs, the high complexity, automation and flexibility of modern industrial systems bring new challenges. Specifically, three fundamental problems should be well considered in the context of PdM:

- 1) PdM system architectures: With the advent of Industry 4.0, a variety of techniques have been involved in industrial systems, e.g., advanced sensing techniques, cloud computing, etc. In order to design efficient, accurate and universal maintenance systems by embracing these emerging techniques, PdM systems should: a) be compatible with various industrial standards, b) be easy to integrate with the emerging or future techniques, and c) satisfy the basic requirements of PdM, e.g., data collecting, fault diagnosis and prognosis, etc.
- 2) The purposes of PdM: Cost and reliability are two common purposes for PdM approaches. These different purposes are often used in insulation, and may very well be in conflict. For example, for multi-component systems, when the minimum system maintenance cost is obtained, the corresponding system reliability/availability may be too low to be acceptable [9]. Therefore, the purposes of PdM for a specific system or component should be well jointly investigated and set.
- 3) The approaches for fault diagnosis and prognosis: The existing approaches widely varied with the used algorithms, such as model-based algorithms, Artificial Neural Network (ANN), Support Vector Machine (SVM), auto-encoder, and Convolutional Neural Network (CNN), etc. Also, issues of PdM are different across industries, plants and machines. Therefore, the fault diagnosis and prognosis approaches in the context of PdM must be designed and tailored for specific problems.

A. Existing Surveys on Fault Diagnosis and Prognosis

There are several published survey papers that cover different aspects of fault diagnosis and prognosis related to PdM over the past years. For example, Zhao *et al.* [10] provide a systematic overview of DL based machine health monitoring

systems, including four categories of DL architecture: auto-encoder, Deep Belief Network (DBN), CNN and Recurrent Neural Network (RNN). Most efforts of this survey are aimed at fault identification and classification other than fault prognostics. Khan *et al.* [11] present a simple architecture of system health management and review the applications of auto-encoder, CNN and RNN in system health management. In addition, a series of survey papers focus on the fault diagnosis for a specific type of components or equipment, e.g., bearing [12, 13], rotating machinery [14], building systems [15], wind turbines [16]. In [12], Zhang *et al.* systematically summarize the existing literature employing machine learning (ML) and data mining techniques for bearing fault diagnosis. Liu *et al.* [14] provide a comprehensive review of AI algorithms in rotating machinery fault diagnosis from the perspectives of theories and industrial applications. There also exist several survey papers that focus on fault prognosis. Remadna *et al.* [17] present a generic Prognostic and Health Management (PHM) architecture and the applications of DL in fault prognostics. The involved DL approaches in this survey only comprise CNN, DBN and auto-encoder. Lei *et al.* [18] deliver a review of machinery prognostics following four processes of the prognostic program, namely data acquisition, HI construction, HS division and Remaining Useful Life (RUL) prediction. The model-based and data-driven approaches for RUL prediction are summarized in this survey paper.

The aforementioned survey papers have given interesting reviews related to the field of fault diagnosis and prognosis, but they have the following limitations: 1) Most of the existing survey papers [10–18] only focus on reviewing the existing fault diagnosis and/or prognosis approaches, most of which are equipment specific. There is no clear way provided to select, design or implement a holistic PdM system. In contrast, this paper fills this gap to provide a high-level view of PdM for readers. We comprehensively review the work done so far in this field from the architectural perspective and make clear that what kinds of modules and techniques are needed in a PdM system. 2) Although PdM aims to prevent unexpected outages, improve overall reliability and reduce operating costs, there is no existing survey paper to summarize the mathematical models for the purposes of PdM. In this paper, the cost, availability/reliability and multi-objective models will be covered. 3) Due to the rapid development of deep learning, many new DL based approaches (e.g., generative adversarial network, transfer learning, deep reinforcement learning, etc.) have been applied in the field of PdM. Therefore, a new review is required to cover the advancements of this field in recent years (especially from 2015 to 2019).

B. Literature Classification

In this survey, we present a structured classification of the related literature. The literature on PdM is very diverse, thus structuring the relevant works in a systematic way is not a trivial task.

The outline of the proposed classification scheme is shown in Fig. 1. By leveraging this classification, we simplify the readers' access to references tackling a specific issue. At the

left side, we identify three main categories: system architectures, purposes and approaches. The review of the literature from these three perspectives separately was a natural and logical choice. When we plan to employ PdM on a specific component, machine or system, we first need to have a high-level view of the whole PdM system, then make clear the specific purpose/objective, and finally choose an appropriate approach according to the predefined purposes and the target objects. For the first step (i.e., system architectures of PdM), OSA-CBM, cloud-enhanced PdM system, PdM 4.0 and some other architectures are introduced. In the second category, the purposes of PdM mainly comprise cost minimization, availability/reliability maximization and multi-objective optimization. For the third category, we provide a review of the existing fault diagnosis and prognosis approaches that include three major subcategories: knowledge based, traditional ML based and DL based approaches. We make a brief review on the knowledge based and traditional ML based approaches applied in diverse machinery equipment or components, with a complete list of references. While we provide a comprehensive review of DL based approaches. Specifically, the surveyed PdM approaches mainly focus on the following aspects:

- Classification models to identify (early) failure: This kind of approaches aims to know if the machine will fail “soon”, e.g., $class = 0$ indicating no failure in the next n days, $class = 1$ for failure type 1 in the next n days.
- Anomalous behavior detection: This kind of approaches are able to flag anomalous behavior, in despite of not having any previous knowledge about the failures.
- Regression models to predict RUL: This kind of approaches aims to predict RUL according to the degradation process that learns from the historical data.

C. Paper Organization

In this context, this paper seeks to present a thorough overview on the recent research work devoted to the system architectures, purposes and approaches for PdM. The rest of the paper is organized as below. Section II introduces the categories of maintenance, such as RM, PM and PdM. Section III presents the system architectures of PdM, which provide a high-level view of PdM. Section IV discuss the main purposes of PdM applications. In Section V, three types of knowledge-based approaches are briefly introduced. The traditional ML bases approaches are also reviewed in Section VI. In Section VII, we present the DL based approaches applying in the field of PdM. Section VIII focuses on the future trends. Finally, Section IX concludes this paper. The list of abbreviations commonly appeared in this paper is given in Table I.

II. CATEGORIES OF MAINTENANCE TECHNIQUES

In this section, the categories of maintenance techniques will be investigated. Given the cost of downtime, a system (e.g., power system, data center) needs a well-implemented and efficient maintenance strategy to avoid unexpected outages. Nowadays, many systems still rely on spreadsheets or even pen and paper to track each piece of equipment, essentially adopting a reactive approach to upkeep. As a result, occasional

TABLE I: List of abbreviations

Abbreviation	Description
PdM	Predictive Maintenance
CBM	Condition-Based Maintenance
RM	Reactive Maintenance
PM	Preventive Maintenance
O&M	Operation and Maintenance
AI	Artificial Intelligence
DL	Deep Learning
ML	Machine Learning
DRL	Deep Reinforcement Learning
IoT	Internet of things
OSA-CBM	Open System Architecture for Condition Based Monitoring
ANN	Artificial Neural Network
DT	Decision Tree
SVM	Support Vector Machine
SVR	Support Vector Regression
k-NN	k-Nearest Neighbors
CNN	Convolutional Neural Network
RNN	Recurrent Neural Network
DBN	Deep Belief Network
GAN	Generative Adversarial Network
LSTM	Long Short-Term Memory
GRU	Gated Recurrent Units

downtime is expected and all too common. However, many of these outages can be prevented or minimized with the right maintenance. Maintenance strategies generally fall into one of three categories, each with its own challenges and benefits: RM, PM and PdM.

A. RM

Reactive Maintenance (RM) [19, 20] is a run-to-failure maintenance management method. The maintenance action for repairing equipment is performed only when the equipment has broken down or been run to the point of failure.

RM is appealing but few plants or companies use a true run-to-failure management philosophy. RM offers the maximum utilization and in turn maximum production output of the equipment by using it to its limits. A company using run-to-failure management does not spend any money on maintenance until a machine or system fails to operate. However, the cost of repairing or replacing a component would potentially be more than the production value received by running it to failure (as shown in Fig. 4). Furthermore, as components begin to vibrate, overheat and break, additional equipment damage can occur, potentially resulting in further costly repairs. In addition, a company should maintain extensive spare inventories for all critical equipment and components to react to all possible failures. The alternative is to rely on equipment vendors that can provide immediate delivery of all required spare equipment and components.

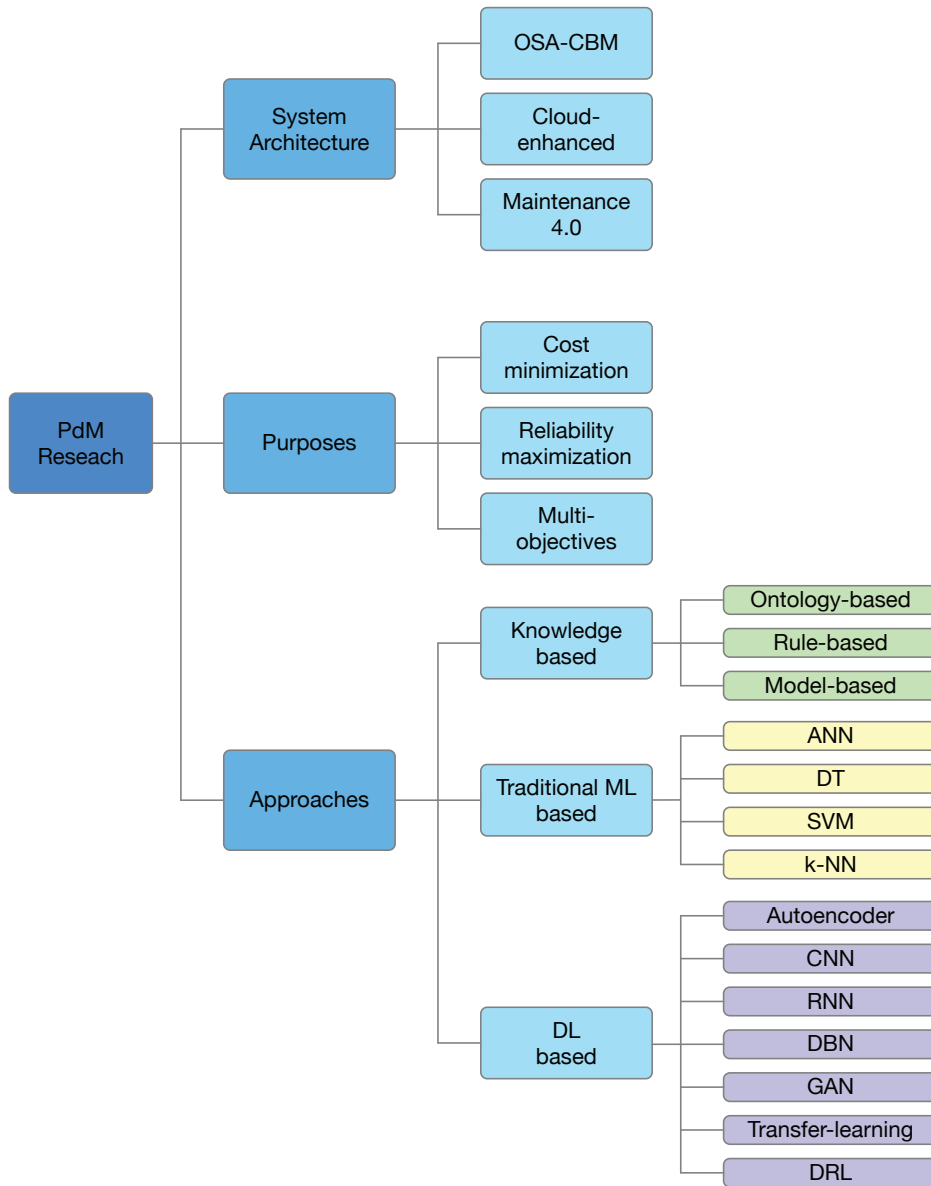


Fig. 1: Taxonomy of the surveyed research works.

B. PM

Preventive Maintenance (PM) [19, 21, 22], also referred to as planned maintenance, schedules regular maintenance activities on specific equipment to lessen the likelihood of failures. The maintenance is executed even when the machine is still working and under normal operation so that the unexpected breakdowns with the associated downtime and costs would be avoided.

Almost all PM management programs are time-driven [19, 23]. In other word, maintenance activities are based on elapsed time. It is assumed that the failure behavior (characteristic) of the equipment is predictable, known as bathtub curves [19, 24–26], as illustrated in Fig. 2. The bathtub curve indicates that new equipment would experience a high probability of failure due to installation problems during the first few weeks of operation. After this break-in period, the failure rate becomes

relatively low for an extended period. After this normal life period, the probability of failure increases dramatically with elapsed time. The general process of PM can be presented in two steps: 1) The first step is to statistically investigate the failure characteristics of the equipment based on the set of time series data collected. 2) The second step is to decide the optimal maintenance policies that maximize the system reliability/availability and safety performance at the lowest maintenance costs.

PM could reduce the repair costs and unplanned downtime, but might result in unnecessary repairs or catastrophic failures. Determining when a piece of equipment will enter the wear out phase is based on the theoretical rate of failure instead of actual stats on the condition of the specific equipment. This often results in costly and completely unnecessary maintenances taking place before there is an actual problem or after the

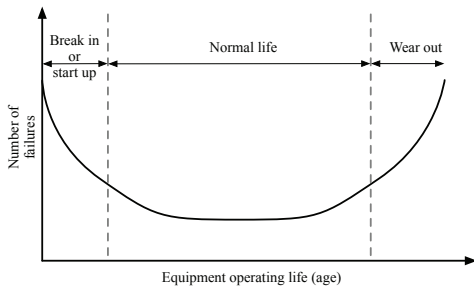


Fig. 2: Statistical bathtub curve of a piece of equipment [19, 25, 26].

potentially catastrophic damage has begun. Also, this will lead to much more planned downtime and require complicated inventory management. In particular, if the equipment fails before the estimated “ware out” time, it must be repaired using RM techniques. Existing analysis has shown that the maintenance cost of repairs made in a reactive mode (i.e., after failure) is normally three times greater than that made on a scheduled basis [19].

C. PdM

Predictive Maintenance (PdM), also known as condition-based maintenance (CBM) [27], aims to predict when the equipment is likely to fail and decide which maintenance activity should be performed such that a good trade-off between maintenance frequency and cost can be achieved (as shown in Fig. 4).

The principal of PdM is to use the actual operating condition of systems and components to optimize the O&M [19]. The predictive analysis is based on data collected from meters/sensors connected to machines and tools, such as vibration data, thermal images, ultrasonic data, operation availability, etc. The predictive model processes the information through predictive algorithms, discovers trends and identifies when equipment will need to be repaired or retired. Rather than running a piece of equipment or a component to failure, or replacing it when it still has useful life, PdM helps companies to optimize their strategies by conducting maintenance activities only when completely necessary. With PdM, planned and unplanned downtime, high maintenance costs, unnecessary inventory and unnecessary maintenance activities on working equipment can be decreased. However, compared with RM and PM, the cost of the condition monitoring devices (e.g., sensors) needed for PdM is often higher. Also, the PdM system is becoming more and more complex due to data collection, data analysis, and decision making.

D. Summary and Comparison

In this subsection, we summarize the differences between the three types of maintenance strategies in terms of cost, benefits, challenges, suitable and unsuitable applications.

Firstly, we summarize the maintenance plans of RM, PM and PdM in Fig. 3. Furthermore, we compare the cost [19] of these three maintenances in Fig. 4. It can be found that

RM has the lowest prevention cost due to using run-to-failure management, PM has the lowest repair cost due to well scheduled downtime while PdM can achieve the best trade-off between repair cost and prevention cost. Ideally, PdM allows the maintenance frequency to be as low as possible to prevent unplanned RM, without incurring costs associated with doing too much PM. Note that prevention cost mainly contains inspection cost, preventive replacement cost, etc., while the repair cost denotes the corrective replacement cost after failure occurred. Finally, we list the benefits, challenges, suitable and unsuitable applications for each maintenance strategy in Table II.

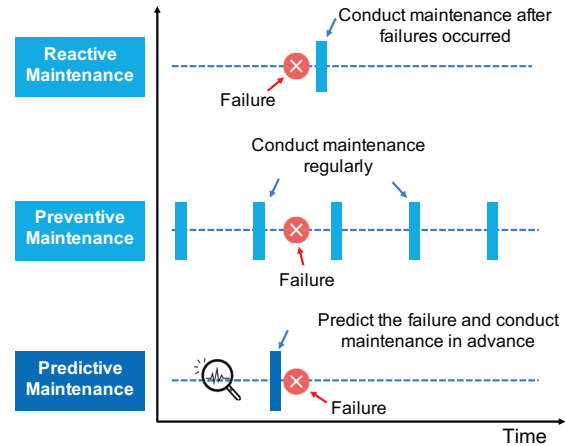


Fig. 3: Maintenance plans of RM, PM and PdM.

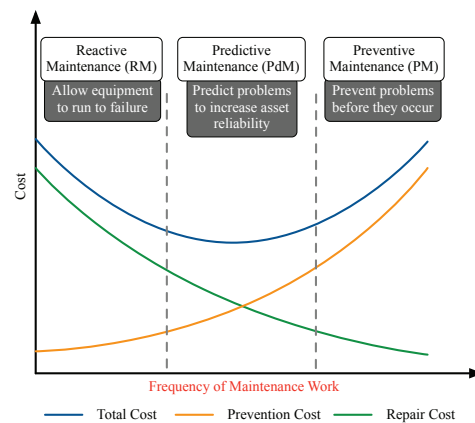


Fig. 4: Comparison of RM, PM and PdM on the cost and frequency of maintenance work.

III. SYSTEM ARCHITECTURES OF PdM

In order to have a high-level view of PdM, here we introduce the existing reference system architectures of PdM and make clear that what kinds of modules and techniques are needed for starting PdM.

A. OSA-CBM

In this subsection, an Open System Architecture for Condition Based Monitoring (OSA-CBM) defined in ISO 13374 will be presented.

TABLE II: Benefits, challenges and applications of RM, PM and PdM.

	Benefits	Challenges	Suitable applications	Unsuitable applications
RM	<ul style="list-style-type: none"> • Maximum utilization and production value • Lower prevention cost 	<ul style="list-style-type: none"> • Unplanned downtime • High spare parts inventory cost • Potential further damage for the equipment • Higher repair cost 	<ul style="list-style-type: none"> • Redundant, or non-critical equipment • Repairing equipment with low cost after breakdown 	<ul style="list-style-type: none"> • Equipment failure creates a safety risk • 24/7 equipment availability is necessary
PM	<ul style="list-style-type: none"> • Lower repair cost • Less equipment malfunction and unplanned downtime 	<ul style="list-style-type: none"> • Need for inventory • Increased planned downtime • Maintenance on seemingly perfect equipment 	<ul style="list-style-type: none"> • Have a likelihood of failure that increases with time or use 	<ul style="list-style-type: none"> • Have random failures that are unrelated to maintenance
PdM	<ul style="list-style-type: none"> • A holistic view of equipment health • Improved analytics options • Avoid running to failure • Avoid replacing a component with useful life 	<ul style="list-style-type: none"> • Increased upfront infrastructure cost and setup (e.g., sensors) • More complex system 	<ul style="list-style-type: none"> • Have failure modes that can be cost-effectively predicted with regular monitoring 	<ul style="list-style-type: none"> • Do not have a failure mode that can be cost-effectively predicted

OSA-CBM provides a uniform and layered framework to guide the design and implementation of a PdM system. PdM has been utilized in the industrial world since the 1990s [27]. In 2003, ISO issued a series of standards related to condition-based maintenance. Among these standards, ISO 13374 [28] addresses the OSA-CBM, held by Machinery Information Management Open Systems Alliance (MIMOSA [29]), representing formats and methods for communicating, presenting, and displaying relevant information and data. Initially, OSA-CBM comprised seven generic layers to gain a well constructed system [30], but currently considers six functional blocks [29], as shown in Fig. 5:

- **Data Acquisition:** provides the access to the installed sensors and collects data.
- **Data Manipulation:** performs single and/or multi-channel signal transformations and applies specialized feature extraction algorithms to the collected data.
- **State Detection:** conducts condition monitoring by comparing features against expected values or operational limits and returning conditions indicators and/or alarms.
- **Health Assessment:** determines whether the system is suffering degradation by taking into account the trends in the health history, operational status and maintenance history.
- **Prognostics Assessment:** projects the current health state of the system into the future by considering an estimation of future usage profiles.
- **Advisory Generation:** provides recommendations related to maintenance activities and modification of the system configuration, by considering operational history, current and future mission profiles and resource constraints.

In addition to OSA-CBM, there are many other standards related to PdM as illustrated in Table III. IEEE standards, developed under the auspices of the IEEE Standards Coordinating Committee 20 (SCC20), majorly focus on the general description of testing and diagnostic information, e.g., AIESTATE (IEEE 1232) and SIMICA (IEEE 1636). ISO TC

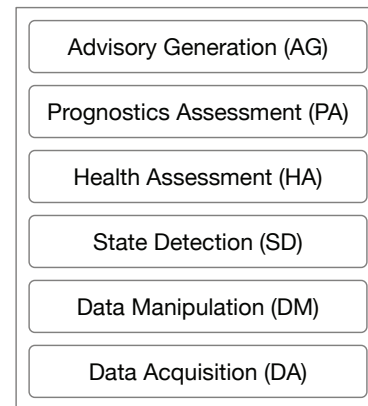


Fig. 5: OSA-CBM functional blocks [29].

108 (Technical Committee for Standardization of Mechanical Vibration, Shock and State Monitoring) deals with mechanical vibration and shock. The issued standards are relatively more systematic, including ISO 2041, ISO 13372, ISO 13373-1, ISO 13381-1, etc. Many other organizations and countries have also devoted a lot of efforts to standardizing PdM as shown in Table III. Based on the reviewed standards, we can find that the whole PdM framework has not yet been fully built. There exists a certain overlap in the content of standards developed by different organizations and countries. At the same time, under the background of intelligent manufacturing and Industry 4.0, the emerging technologies have not yet been involved in the standardization.

B. Cloud-enhanced PdM System

Cloud-enhanced PdM is inspired by the potential of cloud computing [31, 32] and cloud manufacturing [33]. Cloud computing enables that IT resources such as infrastructure, platform, and applications are delivered as services, while cloud manufacturing transforms manufacturing resources and

TABLE III: A summary of international standards related to PdM.

Organizations or Countries	Standards No.	Year	Subject
IEEE	IEEE P1856	2017	IEEE Draft standard framework for prognostics and health management of electronic systems
	IEEE 3007.2	2010	IEEE recommended practice for the maintenance of industrial and commercial power systems
	IEEE 1232	2010	Artificial intelligence exchange and service tie to all test environment (AI-ESTATE)
	IEEE 1636	2009	Software interface for maintenance information collection and analysis (SIMICA)
ISO	ISO 13373-2	2016	Condition monitoring and diagnostics of machines – Vibration condition monitoring – Part 2: Processing, analysis and presentation of vibration data
	ISO 13381-1	2015	Condition monitoring and diagnostics of machines – Prognostics – Part 1: General guidelines
	ISO 13372	2012	Condition monitoring and diagnostics of machines – Vocabulary
	ISO 2041	2009	Mechanical vibration, shock and condition monitoring – Vocabulary
	ISO 13374-1	2003	Condition monitoring and diagnostics of machines – Data processing, communication and presentation – Part 1: General guidelines
	ISO 13373-1	2002	Condition monitoring and diagnostics of machines – Vibration condition monitoring – Part 1. General procedures
IEC	IEC 62890	2016	Life-cycle management for systems and products used in industrial-process measurement, control and automation
	IEC 60706-2	2006	Maintainability of equipment – Part 2: Maintainability requirements and studies during the design and development phase
	IEC 60812	2006	Analysis techniques for system reliability – Procedure for failure mode and effects analysis (FMEA)
	IEC 60300-3-14	2004	Dependability management – Part 3-14: Application guide – Maintenance and maintenance support
German	NE 107	2017	NAMUR-recommendation self-monitoring and diagnosis of field devices
	VDI/VDE 2651	2017	Part 1: Plant asset management (PAM) in the process industry – Definition, model, task, benefit
	VDI 2896	2013	Controlling of maintenance within plant management
	VDI 2895	2012	Organization of maintenance – Maintenance as a task of management
	VDI 2893	2006	Selection and formation of indicators for maintenance
	VDI 2885	2003	Standardized data for maintenance planning and determination of maintenance costs – Data and data determination
China	GB/T 22393	2015	Condition monitoring and diagnostics of machines General guidelines
	GB/T 25742.2	2014	Condition monitoring and diagnostics of machines – Data processing, communication and presentation – Part 2: Data processing
	GB/T 25742.1	2010	Condition monitoring and diagnostics of machines – Data processing, communication and presentation – Part 1: General guidelines
	GB/T 26221	2010	Condition - based maintenance system architecture
	GB/T 23713.1	2009	Condition monitoring and diagnostics of machines – Prognostics – Part 1: General guidelines

capabilities into manufacturing services, and offers adaptive, secure, and on-demand manufacturing services over IoT. As an important part of cloud manufacturing, PdM is enhanced by cloud concept to support companies or plants in deploying and managing PdM services over the Internet [5, 34, 35].

A generic architecture of cloud-enabled PdM is illustrated in Fig. 6. First, machine condition monitoring collects data remotely and dynamically from the shop floor via equipped sensors. Then, remote data processing is in charge of data cleaning, data integration and feature extraction, etc. Furthermore, diagnosis and prognosis are then performed to identify and predict the potential failures respectively. The results of diagnostic and prognostic services form the basis of PdM planning, which can be remotely and dynamically executed on the shop floor. In this loop, collaborative engineering

teams can provide expert knowledge in the cloud, which forms the knowledge base and can be referenced by users via the Internet. Based on this system architecture, connected equipment can deliver data-as-a-Service to the cloud-enhanced PdM. On the other hand, equipment can subscribe prognosis-as-a-service or in more general case maintenance-as-a-service. Besides cloud computing and cloud manufacturing, the supporting technologies to implement cloud-enabled PdM successfully also contain IoT, embedded system, semantic web, and machine-to-machine communication, etc. For example, Mourtzis *et. al* [36] integrate IoT as well as sensor techniques in their proposed cloud-based cyber-physical system for adaptive shop-floor scheduling and condition-based maintenance. Edrington *et. al* [37] apply MTConnect [38] technology to achieve data collection, analysis, and machine event notifica-

tion in their web-based machine monitoring system.

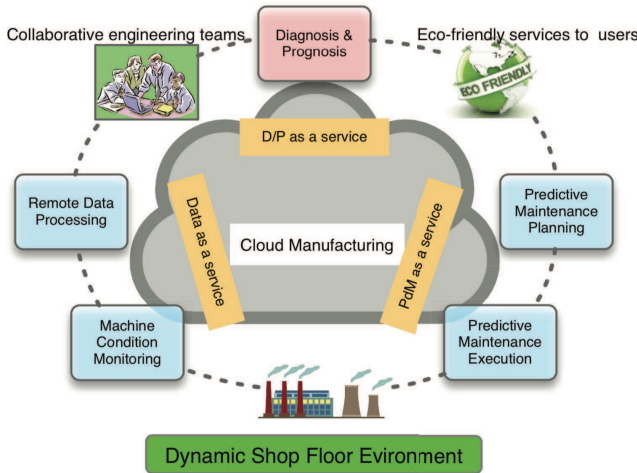


Fig. 6: Architecture of cloud-enabled PdM (adapted from [34, 35]).

From the perspective of PdM, cloud computing environment can efficiently support various smart services and solve several issues such as the memory capacity of equipment, computing power of processor, data security and data fusion from multiple sources. Therefore, such cloud-enhanced PdM paradigm possesses the following characteristics [5]:

- 1) Service-oriented. All PdM functions can be derived as cloud-based services. The users no longer need to host and maintain a large number of computing servers or related softwares.
- 2) Accessible and robust. The pay-as-you-go maintenance services via the Internet can increase the accessibility while the modular and configurable services can increase robustness and adaptability.
- 3) Resource-aware. The monitoring data storage and analytics computation can be performed locally or remotely, it should be resource-aware to make maintenance decisions for reducing the amount of data transmission.
- 4) Collaborative and distributive. Cloud computing makes it easy to share and exchange information among different applications/machines at different locations seamlessly and collaboratively.

Cloud-enhanced maintenance systems provide a new paradigm of maintenance provisioning, i.e., maintenance-as-a-service. However, a variety of challenges are involved and remain to be investigated. For example, heterogeneous data storage and analysis, communication security and user privacy. With the increasing amount of data and the development of new technologies (e.g., DL, big data analytics), the cloud-enhanced systems is further evolving to meet the demand of PdM in Industry 4.0 era.

C. PdM 4.0

PdM 4.0 [39, 40], aligned with Industry 4.0 principles, paints a blueprint for intelligent PdM systems. Industry 4.0 [41, 42] is a paradigm shift in industrial processes and products propelled by intelligent information processing approaches,

communication systems, future-oriented techniques, and more. The goal of industry 4.0 is to make a machine or factory smarter. The “smart” does not just mean to improve the production management but also reduce equipment downtime. Smart machines and factories use advanced technologies such as networking, connected devices, data analytics, and artificial intelligence to reach more efficient PdM. This shift on PdM under the context of Industry 4.0 is defined as PdM 4.0 [39, 42].

PdM 4.0 employs advanced and online analysis of the collected data for the earlier detection of the occurrence of possible machine failures, and supports technicians during the maintenance interventions by providing a guided intelligent decision support. In [43], maintenance strategies are classified into 4 levels that applied in modern industries:

- Level 1 – Visual inspections: this level conducts periodic physical inspections, and maintenance strategies are based solely on inspectors expertise.
- Level 2 – Instrument inspections: this level conducts periodic inspections, and maintenance strategies are based on a combination of inspectors expertise and instrument read-outs.
- Level 3 – Real-time condition monitoring: this level conducts continuous real-time monitoring of assets, and alerts are given based on pre-established rules or critical levels.
- Level 4 – PdM 4.0: this level conducts continuous real-time monitoring of assets, and alerts are delivered based on predictive techniques, such as regression analysis.

In addition, as shown in Fig. 7, [43] conducts a survey and finds that two thirds of respondents are still below maturity level 3. Only around 11% have already reached level 4. These results show that PdM 4.0 has a great potential market in the near future. Therefore, here we present PdM 4.0 from a high-level and systematic perspective and help the readers to make clear about what PdM 4.0 is and what kinds of technologies are involved in.

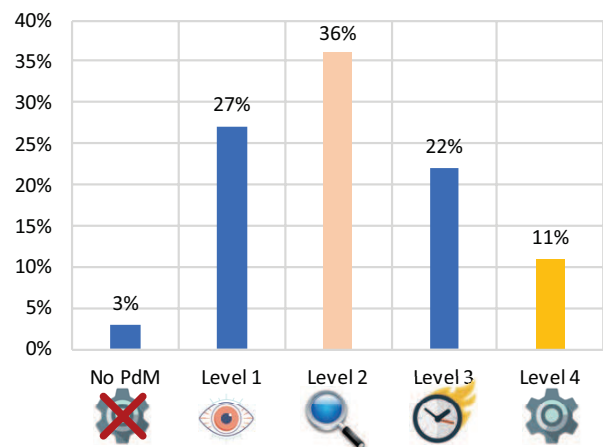


Fig. 7: Current predictive maintenance maturity level [43]. Two thirds of respondents are still below maturity level 3 for PdM. Only around 11% have already reached level 4.

The system architecture for PdM 4.0 is proposed in [39, 42].

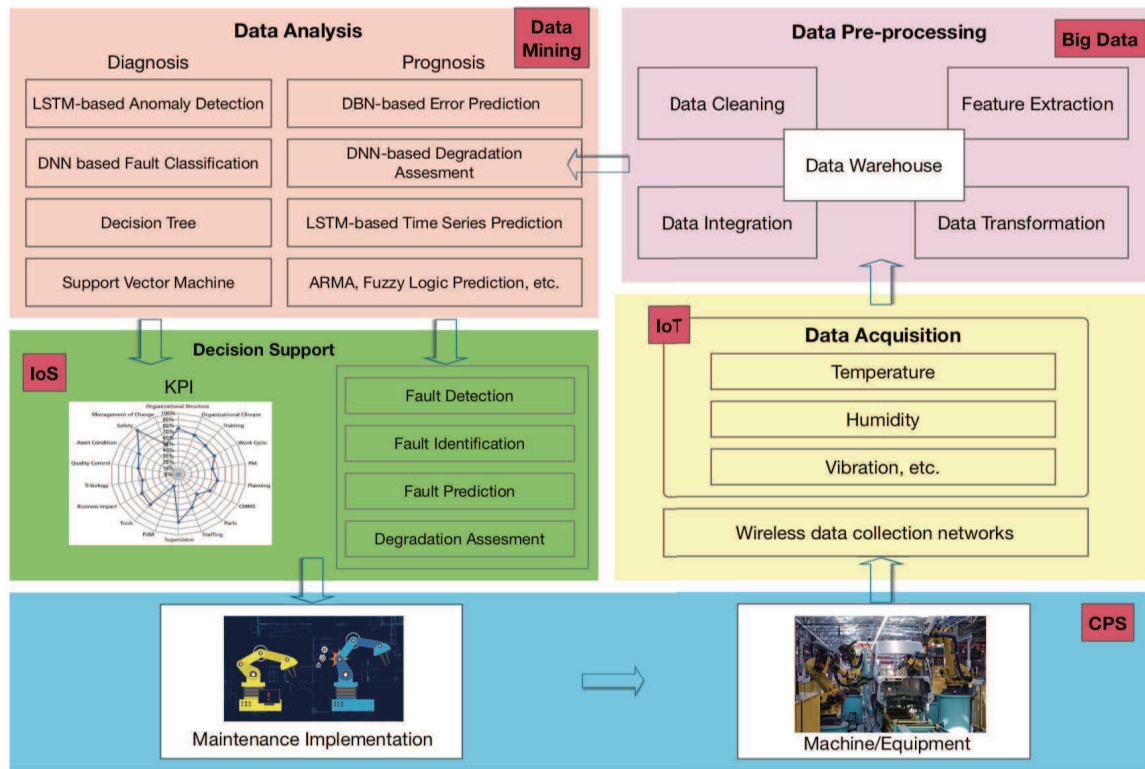


Fig. 8: System architecture for the intelligent and PdM 4.0. (adapted from [39, 44]).

As illustrated in Fig. 8, the proposed system architecture integrates the emerging advanced technologies to create a functional system that allows the implementation of intelligent PdM. The system functionality is initiated with the “Data Acquisition” module, where the data from several sources is collected via “wireless sensor network” and stored in a data warehouse. Then the data will be fed to the “Data Pre-processing” module, where data cleaning, data integration, data transformation and feature extraction are conducted. The output of this module will be used as the input of “Data Analysis” module, where advanced data analytics and machine/deep learning are used to perform the knowledge generation. The “Decision Support” module will visualize the result of ‘Data Analysis’ module and provide an optimized maintenance schedule. Finally, the “Maintenance Implementation” reacts to the physical world according to the maintenance decision and implement maintenance activities to achieve a certain purpose. More details about each module can be found in [39, 42].

In the reference system architecture, PdM 4.0 covers areas that include numerous technologies and related paradigms. The main elements that are closely related to PdM 4.0 comprise cyber-physical systems (CPS) [45], IoT [46], big data, data mining (DM), Internet of services (IoS) [42].

- CPS [47]. CPS refers to a new generation of systems with integrated computational and physical capabilities that can interact with humans via computation, communication, and control. CPS has the ability to transfer the physical world into the virtual one.
- IoT [48]. IoT offers the ubiquitous access to entities on the Internet by using a variety of sensing, location

tracking, and monitoring devices. It enables “objects” to interact with each other and cooperate with their “smart” components to achieve common aims of PdM.

- Big Data [49]. Big data techniques in the context of PdM mainly involve how to store and process the large and complex data that collected from sensors, e.g., filtering, data compression, data validation, feature extraction.
- DM [40]. DM aims to analyze and discover patterns, rules, and knowledge from big data collected from multiple sources. Then, optimal decisions can be made at the right time and right place according to the result of analysis.
- IoS [42]. IoS enables service vendors to offer maintenance functions as services via the Internet. IoS consists of business models, infrastructure for services, the services themselves, and participants.

PdM 4.0 is still in its infancy. The biggest evolution of PdM 4.0 is to make the industrial maintenance more intelligent with the help of emerging technologies. However, embracing new technologies also imposes many new challenges. Here we list some of important as follows:

- Fusing multi-source data: Due to the development of sensor and IoT technologies, a large amount of running and monitoring data can be collected from multiple sources in real-time, which lays the foundation for the application of data-driven AI algorithms (including traditional ML and DL algorithms). How to effectively fuse multi-source data and extract useful high-level features for fault diagnosis and prognosis is still an open issue.
- Promoting identification/prediction accuracy: The accu-

racy determines whether optimal maintenance activities can be taken in advance to effectively prevent equipment failures as well as reducing costs and downtime. Therefore, it is critical to promote the accuracy of fault identification and prediction.

- Optimizing maintenance scheduling: Scheduling appropriate maintenance activities subject to specific costs or availability/reliability has great significance for achieving PdM automation. There is no much research yet on how to effectively combine AI-based fault diagnosis and prognosis algorithms with maintenance scheduling algorithms to achieve an end-to-end method for intelligent and automatic PdM.

D. Miscellaneous

Maintenance is a crucial issue to ensure production efficiency and reduce cost, thus many other PdM systems are also proposed for different scenarios. Sipos *et al.* [50] propose a log-based PdM system which utilizes state-of-the-art ML techniques to build predictive models from log data. Wang *et al.* [51] present a “Digital Twin” reference model for rotating machinery fault diagnosis. The “Digital Twin” reference model mainly contains three parts: (a) a physical system in Real Space, (b) a digital model in Virtual Space, and (c) the connection of data and information that ties the digital model and physical system together. On the physical side, more and more information about the characteristics of the physical product is collected to get the real working condition of the product. On the virtual side, by adding numerous behavioral characteristics to Digital Twin, designers can not only visualize the product but also test its performance for fault diagnosis. Then the model updating technology based on parameter sensitivity analysis is used to realize its dynamic updating of the digital model according to the working status and operating conditions of the physical system.

In industry, many companies have developed their own maintenance systems with specific purposes. For example, the Senseye company [52] provides a system that gathers data from several sources, analyzes this data and sends a notification to a designated person when an abnormality is detected or a failure is predicted. This solution uses ML to perform condition monitoring and prognosis analysis. IBM [53] provides Predictive Maintenance and Quality (PMQ) solution to help the customers monitor, analyze, and report on information that is gathered from devices and other assets and recommend maintenance activities. Many other major companies, e.g., SAP, SIEMENS and Microsoft, also have their own maintenance solution.

IV. PURPOSES OF PDM

The primary purposes of PdM are to eliminate unexpected downtime, improve overall availability/reliability of systems and reduce operating costs. However, as far as we know, there is no survey paper to summarize the corresponding models for optimizing PdM strategy so far. In this section, the literature review of optimizing PdM strategy is summarized in Table IV and then three categories of optimization criteria, including

cost minimization, reliability or availability maximization, and multi-objective optimization, are discussed in detail.

A. Cost Minimization

The cost model varies with the applied maintenance strategy. For RM strategy, maintenance action for repairing equipment is performed only when the equipment has broken down or been run to the point of failure, thus there only exists corrective replacement cost (C_c). For PM strategy, sequential maintenance actions are scheduled [54, 55], the involved cost items often consist of preventive replacement cost (C_p), inspection cost (C_i), unit downtime cost (C_d) as well as the corrective replacement cost (C_c). Specifically, in [55], Grall *et al.* propose a cost model applying these cost items for continuous-time PM that aims at finding optimal preventive replacement threshold and inspection schedule based on system state. The objective cost function is to minimize the long run s -expected cost rate EC_∞ . Let $N_i(t)$, $N_p(t)$, and $N_c(t)$ indicate the number of inspections, preventive repairs, and corrective repairs in $[0, t]$, respectively. Let $d(t)$ denote the downtime duration in $[0, t]$. The cumulative maintenance cost can be expressed as [55]:

$$C(t) \equiv C_i N_i(t) + C_p N_p(t) + C_c N_c(t) + C_d d(t), \quad (1)$$

and thus EC_∞ is

$$\begin{aligned} EC_\infty &= \lim_{t \rightarrow \infty} \left[\frac{E[C(t)]}{t} \right] \\ &= C_i \lim_{t \rightarrow \infty} \left[\frac{E[N_i(t)]}{t} \right] + C_p \lim_{t \rightarrow \infty} \left[\frac{E[N_p(t)]}{t} \right] \\ &\quad + C_c \lim_{t \rightarrow \infty} \left[\frac{E[N_c(t)]}{t} \right] + C_d \lim_{t \rightarrow \infty} \left[\frac{E[d(t)]}{t} \right]. \end{aligned} \quad (2)$$

For PdM strategy, maintenance actions are performed according to the failure prediction results, thus the cost model is usually associated to the RUL and depends on the specific system or equipment. In [57], He *et al.* propose a comprehensive cost oriented dynamic PdM policy based on mission reliability state for a multi-state single-machine manufacturing system. As shown in Fig. 9, five kinds of cost items are mainly considered in this study, including corrective maintenance cost c_1 , PdM cost c_2 , production capacity loss cost c_3 caused by the maintenance actions occupying production time, indirect losses cost c_4 due to the production task that cannot be completed on time, and quality loss cost c_5 . The cumulative comprehensive cost for the production task throughout the planning horizon T can be given as:

$$c = c_1 + c_2 + c_3 + c_4 + c_5, \quad (3)$$

c_1 : Let N denote the number of PdM cycles in planning horizon T , ε represent the residual time from the last PdM activity until the end of planning horizon T , λ_k indicate the failure rate of product equipment in k th PdM cycle, and t_k represent the cumulative running time from the last implementation of PdM to the next time. Then c_1 can be expressed as:

$$c_1 = C_c \left(\sum_{k=1}^N \int_0^{t_k} \lambda_k dt + \int_0^\varepsilon \lambda_{N+1} dt \right). \quad (4)$$

TABLE IV: Literature review of optimizing PdM strategy.

Ref.	Year	Objective Function	Equipment	Solving Methodologies
You <i>et al.</i> [54]	2009	Maintenance cost rate	Drill bit	Heuristic
Grall <i>et al.</i> [55]	2002	Long-run s-expected maintenance cost rate	Deteriorating systems	Heuristic
He and Gu <i>et al.</i> [56–58]	2018	Cumulative comprehensive cost	Cyber manufacturing systems	Heuristic
Van der Weide <i>et al.</i> [59]	2010	Discounted maintenance cost	Engineering systems with shocks	–
Louhichi <i>et al.</i> [60]	2019	Total maintenance cost	Generic industrial systems	Heuristic
Feng <i>et al.</i> [61]	2016	Maintenance cost	Degrading Components	–
Huang <i>et al.</i> [62]	2019	Reliability	Dynamic environment with shocks	Kaplan-Meier method
Shen <i>et al.</i> [63]	2018	Reliability	Multi-component in series	–
Li <i>et al.</i> [64]	2019	Reliability	Deteriorating structures	Phase-type (PH) distributions
Song <i>et al.</i> [65]	2016	Reliability	Multiple-component series systems	–
Gao <i>et al.</i> [66]	2019	Reliability	Degradation-shock dependence systems	–
Gravette <i>et al.</i> [67]	2015	Availability	A US Air Force system	–
Chouikhi <i>et al.</i> [68]	2012	Availability	Continuously degrading system	Nelder-Mead method
Qiu <i>et al.</i> [69]	2017	Steady-state availability/average long-run cost rate	Remote power feeding system	Heuristic
Zhu <i>et al.</i> [70]	2010	Availability with cost constraints	A competing risk system	–
Compare <i>et al.</i> [71]	2017	Availability	PHM-Equipped component	Chebyshev's inequality
Tian <i>et al.</i> [72]	2012	Cost & reliability	Shear pump bearings	Physical programming approach
Lin <i>et al.</i> [73]	2018	Maintenance cost & availability with reliability constraint	Aircraft fleet	Two-models-fusion
Zhao <i>et al.</i> [74]	2018	Maintenance costs & ship reliability	Ship	NSGA-II
Xiang <i>et al.</i> [75]	2016	Operational cost rate & average availability	Manufactured components	Rosenbrock method
Wang <i>et al.</i> [76]	2019	Total workload, total cost and demand satisfaction	Vehicle fleet	NSGA-III, SMS-EMOA, DI-MOEA
Kim <i>et al.</i> [77]	2018	Expected damage detection delay, expected maintenance delay, damage detection time-based reliability index, expected service life extension, and expected life-cycle cost	Deteriorating structure	Genetic Algorithm
Rinaldi <i>et al.</i> [78]	2019	costs, reliability, availability, costs/reliability ratio, and costs/availability ratio	Offshore wind farm	Genetic algorithms

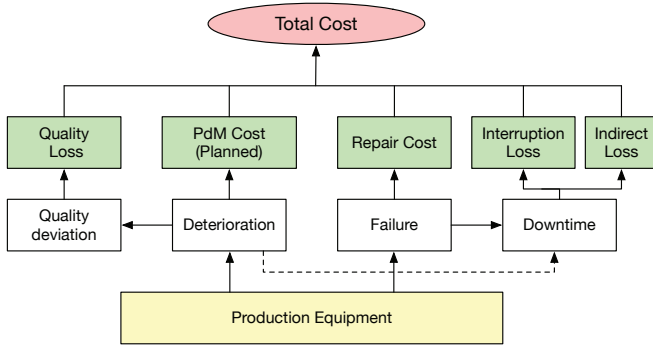


Fig. 9: Cost items usually used in a manufacturing system for optimizing PdM programs (adapted from [56]).

c_2 : The cumulative PdM cost (c_2) throughout the planning horizon T can be given as:

$$c_2 = \sum_{k=1}^N c_p, \quad (5)$$

where c_p is the expected cost for once PdM activity.

c_3 : Equipment failures always result in production capacity loss. In [57, 58], the authors gave an expression for c_3 according to the probability distribution of processing capacity state. Suppose the probability of processing capacity C_x is p_x ($x = 1, 2, \dots, M$), C_M is the maximum capacity and $C_{M\tau'}$ is the expected production capacity loss after a single PdM activity at the time τ' . Then c_3 can be calculated as

$$c_3 = \theta \left(\sum_{k=1}^N \sum_{x=1,2,\dots,M} p_x (C_M - C_x) + \sum_{k=1}^N C_{M\tau'} \right), \quad (6)$$

where θ represents the expected loss cost caused by per unit production capacity reduction.

c_4 : In practice, equipment failures may cause the production task not to be completed on time, and finally bring losses to the enterprise such as economic penalty, reputation loss and so on. Let σ denote expected indirect economic loss, R_T represent the mission reliability threshold of PdM maintenance activities in each PdM cycle for a given production task, and R_ϵ indicate the the mission reliability in the residual time after the last PdM activity. Then, c_4 can be given as

$$c_4 = \sigma \left(\frac{\sum_{k=1}^N t_k}{T} (1 - R_T) + \frac{\epsilon}{T} (1 - R_\epsilon) \right). \quad (7)$$

c_5 : As shown in Fig. 9, the product quality loss is caused by the deterioration of equipment, which can be represented as

$$c_5 = \varphi \left(\sum_{k=1}^N t_k \left(\frac{d}{E(\rho_k)} - d \right) + \epsilon \left(\frac{d}{E(\rho_{E+1})} - d \right) \right), \quad (8)$$

where φ indicate the economic loss caused by a single defective product, and $E(\rho_k)$ is the expected qualified rate of the equipment in the PdM cycle k .

More examples that apply similar cost items can be found in [54, 59]. For example, in [54], You *et al.* propose a cost-effective updated sequential PdM (USPM) policy to determine a real-time PM schedule for continuously monitored degrading

systems. The expected maintenance cost of a system for the remaining time in the replacement cycle consists of replacement cost, imperfect PM cost and minimal CM cost. Compared with the cost model in [57], Rim *et al.* [60] also consider ‘‘inspect cost’’ where the inspection process is performed regularly on the system to evaluate the RUL of the target system.

B. Availability/Reliability Maximization

Although cost is a good and direct criterion for judging a maintenance strategy, some parameters in the cost model are not easy to obtain, and different systems or application scenarios have different cost models. On the contrary, the uptime/downtime of the system can often be more accurately measured and easier to obtain. Therefore, availability/reliability is another practical performance metric for evaluating the effectiveness of a PdM policy.

The term ‘‘reliability’’ indicates the probability of a system or a piece of equipment to be in a functional state throughout a specified time interval [79]. Let a random variable T_f represent the lifetime of the equipment, the reliability $R(t)$ is given by the following equation:

$$R(t) = P(T_f > t). \quad (9)$$

For T_f , Huang *et al.* [62] define it as the First Passage Time (FPT) that the degradation signal $\{X(t) : t \geq 0\}$ exceeds a pre-specified threshold D , i.e., $T_f = \inf\{t \geq 0; X(t) \geq D\}$. Then, the reliability function at time t can be expressed as:

$$R(t) = P(T_f > t) = P(\max X(u) < D, 0 \leq u \leq t). \quad (10)$$

Furthermore, the degradation signal $X(t)$ can be decomposed into two parts: a deterministic part and a stochastic part, and the reliability function is then transformed into a formula based on a Wiener process. In practice, a system usually comprises many components which are not independent. In [61], the authors develop a new reliability model for a complex system with dependent components subject to respective degradation processes. The dependency among components is established via environmental factors. Temperature is applied as an example application to demonstrate the proposed reliability model. Relationships between degradation and environmental temperature are studied, and then the reliability function is derived for such a system. Shen *et al.* [63] investigate the reliability of a series system with interacting components subject to continuous degradation and categorized random shocks in a recursive way and proposed a simulation method to approximate the failure time of k -out-of- n systems. Li *et al.* [64] propose a phase-type (PH) distribution based approach for time-dependent reliability analysis of deteriorating structures. Many other effort that devoted to reliability analysis can be found in [65, 66].

For ‘‘availability’’, a basic definition is given as equation (11), which provides a probability of the system being operational. The specific availability definitions vary as what is comprised in the *uptime* and *downtime* [67].

$$availability = \frac{uptime}{uptime + downtime}. \quad (11)$$

In [67], the mean time between maintenances (*MTBM*) and the mean maintenance time (*M*) are employed as the uptime and downtime. Then, three generic availability models are proposed for series systems, parallel systems and series-parallel systems respectively.

Availability for series systems (A_a^S): For a system with n independent components in series, the availability (A_a^S) is:

$$A_a^S = \prod_{i=1}^n A_{a_i} = \prod_{i=1}^n \frac{MTBM_i}{MTBM_i + M_i} \quad (12)$$

Availability for parallel systems (A_a^P): For a system with m independent components in parallel, the availability (A_a^P) is:

$$\begin{aligned} A_a^P &= \prod_{j=1}^m A_{a_j} = \prod_{j=1}^m \frac{MTBM_j}{MTBM_j + M_j} \\ &= 1 - \prod_{j=1}^m \left(1 - \frac{MTBM_j}{MTBM_j + M_j}\right) \end{aligned} \quad (13)$$

Availability for series-parallel systems (A_a^{SP}): For a system with n independent subsystems connected in series and each subsystem with m parallel components, the availability can be defined as:

$$\begin{aligned} A_a^{SP} &= \prod_{i=1}^n [\prod_{j=1}^m A_{a_{ij}}] \\ &= \prod_{i=1}^n \left[1 - \prod_{j=1}^m \left(1 - \frac{MTBM_{ij}}{MTBM_{ij} + M_{ij}}\right)\right] \end{aligned} \quad (14)$$

In [80], Liao *et al.* develop an optimum CBM policy based on steady-state availability for a continuous degradation state considering imperfect maintenance. In [68], two kinds of system availability with/without considering the excessive degradation as unavailability are taken into account. The objective is to find an optimal inspection time for CBM and maximize the system availability. Similarly, Qiu *et al.* [69] also focus on obtaining the optimal inspection interval that maximizes the system steady-state availability and they conclude that a lower inspection interval implies an early time when the system failure can be inspected. More efforts on modeling and maximizing availability can be found in [70, 71, 81].

C. Multi-Objective Optimization

Besides the aforementioned criteria, many others such as risk, safety and feasibility are commonly used in a PdM model. Usually, just one of these criteria is used as the optimization objective, e.g., minimizing maintenance cost, maximizing system reliability or minimizing equipment downtime, etc. However, such single-objective optimization approaches are often not enough to find the optimal solution that best represents the operator's preference on optimization objectives. For example, given a multi-component system, when the minimum maintenance cost is achieved, the reliability of a certain component may be too low to be acceptable. This is because that the components may be heterogeneous and diverse, the maintenance costs and degradation processes are also different. In this case, multi-objective optimization approaches are promising to achieve a better trade-off among different optimization objectives [72].

A general multi-objective optimization problem is to find optimum decision variables that minimize or maximize a set

of different objectives. A generic mathematical formulation for multi-objective optimization problem can be given as:

$$\begin{aligned} \min f(x) &= \{f_1(x), f_2(x), \dots, f_k(x)\} \\ \text{s.t. } x &\in \mathcal{X}, \end{aligned} \quad (15)$$

where x denotes the vector of decision variables, \mathcal{X} is the feasible space of x , k means the total number of objectives and $f_i(x)$ indicates the i -th objective function. One commonly used variant for the multi-objective optimization problem is the Weight-sum format [72]: $f(x) = \sum_{i=1}^k \omega_i f_i(x)$, where w_i is the weight of objective i and $\sum_{i=1}^k w_i = 1$, $w_i \geq 0$, $i = 1, \dots, k$.

Due to the conflicting feature among different objectives, it is typically impossible to obtain the optimal values for all the objectives simultaneously. An alternative way is to find a solution that can achieve a good trade-off among the various objectives. Tian *et al.* [72] formulate a multi-objective CBM optimization problem to find an optimal risk threshold value. The maintenance cost and reliability models are calculated based on proportional hazards model and a control limit CBM replacement policy, and physical programming is employed to solve the optimization problem. In [73], Lin *et al.* concurrently optimize the fleet maintenance cost and fleet availability by taking proper maintenance actions for CBM. At the same time, the failure probability calculated based on probability-damage-tolerance (PDT) method is employed as a constraint. In [74], Zhao *et al.* construct a bi-objective model under the CBM strategy to minimize the maintenance costs and maximize the ship reliability. A non-dominated sorting genetic algorithm II (NSGA-II) is employed to solve the proposed bi-objective model. Xiang *et al.* [75] considered the substantial heterogeneity in populations of manufactured components, and developed a multi-objective model to determine an optimal joint burn-in and CBM policy that minimizes the total operational cost and maximizes the average availability. More efforts on multi-objective optimization approaches for PdM can be found in [73, 76–78].

V. KNOWLEDGE BASED APPROACHES

Most traditional PdM methods for fault diagnosis and prognosis make use of a priori expert knowledge and deductive reasoning process, e.g. expert systems and model-based reasoning. In this section, we make a brief review on the knowledge-based approaches applied in diverse systems, with a complete list of references. Typically, we classify the knowledge-based approaches into three categories: ontology-based, rule-based and model-based approaches.

A. Ontology-based Approaches

An ontology formally describes the context knowledge through concepts and relationships that exist in a particular area of concentration or specific domain. A general procedure of an ontology construction [82] is illustrated in Fig. 10. Ontology-based context modeling allows [83]: knowledge sharing between computational entities by having a common set of concepts, logic inference by exploiting various existing

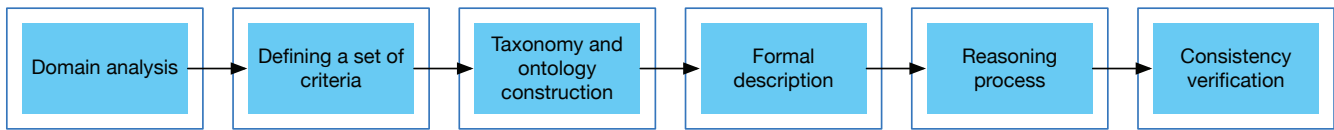


Fig. 10: A general procedure of an ontology construction (adapted from [82]).

logic reasoning mechanisms to deduce high-level, conceptual context from low-level and raw context, and knowledge reuse by reusing well-defined ontologies of different domains.

Ontology can be employed to establish knowledge base for diverse machinery systems and devices, and can be combined with various existing reasoning algorithms (e.g., rule-based reasoning, Kalman filter, and ANN) to achieve fault diagnosis and prognosis. Different ontologies have been constructed for PdM or health assessment systems [82, 84, 85]. For example, Konys [82] propose a structured and ontology-based knowledge model for sustainability assessment domain. Schmidt *et al.* [84] develop a semantic framework, using an ontology-based approach for data aggregation, to support context-aware and cloud-enabled maintenance of manufacturing assets. Medina-Oliva and Voisin *et al.* [86, 87] present a fleet-wide approach based on ontologies in order to capitalize on knowledge and applied relevant vector machine to achieve predictive diagnostic in the marine domain. Reasoning over ontology is powerful to capture and formalize the context information of PdM systems [88, 89]. Xu *et al.* [88] propose an ontology-based fault diagnosis model to integrate, share and reuse of fault diagnosis knowledge for loaders. CBR (case-based reasoning) and RBR (rule-based reasoning) are combined together to achieve effective and accurate fault diagnosis. Cao *et al.* [89] present an ontology for representing knowledge of an intelligent condition monitoring systems. The ontology includes manufacturing module, context module, and condition monitoring module, and SWRL [90] rules are employed to perform reasoning tasks.

B. Rule-based Approaches

Rule based approaches are performed based upon the evaluation of on-line monitored data according to a set of rules which is pre-determined by expert knowledge, a.k.a, Expert System (ES). ES stores the so-called domain knowledge extracted by human experts into computers in the form of rules. Usually, rules are expressed in the form: *IF condition, THEN consequence*. The condition portion of a rule is usually a certain type of facts while the consequence can be outcomes that affect the outside world. The process of building ESs involves knowledge acquisition, knowledge representation, and model verification and validation [91].

ESs are usually utilized to monitor, interpret, and diagnose systems, and plan PdM activities. Recently, Gul *et al.* [92] propose a new risk assessment approach in a rail transportation system by combining FineKinney method and a fuzzy rule-based ES. In [93], Kharlamov *et al.* design a rule-based language “SDRL” for equipment diagnostics in ontology mediated data integration scenarios such as industrial IoT. Its benefits include the ease of formulation and favourable

execution time of diagnostic programs with hundreds of pieces of complex equipment. Berredjem *et al.* [94] propose a fuzzy expert system to localize bearing faults diagnosis as well as distributed faults. The fuzzy rules are automatically induced from numerical data using an improved range overlaps method. In order to extract diagnosis knowledge or mine rules from database, data mining techniques can be employed in an ES, e.g., ANNs [95], decision tree [96] and association rule mining [97, 98].

C. Model-based Approaches

Model-based approaches usually directly tie mathematical models to physical processes. These physical processes have a direct or indirect impact on the health of the relevant systems or components. Model-based approaches for fault diagnosis and prognosis use residuals as features, in which the consistency between the measured results and the expected behavior of the process is checked by the analytical model. Based on this explicit model, residual generation methods such as Kalman filter, system identification and parity relations are used to obtain the residual, which indicates whether there is or will be a fault in the target systems or components.

A variety of models have been examined for fault diagnosis and prognosis, including linear system models [99], proportional hazards models [100], exponential models [101], Markovian process-based models [102–104], Wiener process based models [105, 106] and Gaussian process based models [107, 108], etc. These models are employed to solve the maintenance problems in diverse systems and components, e.g., gearboxes [109, 110], bearings [111] and rotors [112, 113], lithium-ion batteries [101], aircraft redundant systems [114], and building automation systems [100, 115]. For a complex system, different dependencies [116] (e.g., structural dependence, stochastic dependence and economic dependence) exist among components, thus many approaches also are proposed for multi-component systems [117–119]. In addition, in order to enhance the efficiency of model-based approaches, machine learning techniques are employed in many studies [120–123].

D. Summary

Generally, ontology provides a potential way to integrate, share and reuse of context knowledge of a system, but other reasoning methods should be integrated with ontology to achieve PdM. Rule-based approaches can be employed when there is a lot of experience but not enough details to develop accurate quantitative models, e.g.: large industrial plants that are extremely difficult to be modeled and where the linear approximation models may result in large errors. However, a rule-based system often has difficulties in dealing with new

TABLE V: Advantages & limitations of knowledge-based approaches.

Approaches	Advantages	Limitations	References
Ontology-based	<ul style="list-style-type: none"> Formally describe the context knowledge Easy to integrate, share and reuse knowledge 	<ul style="list-style-type: none"> Lack of reasoning Acquire complete context knowledge of a system in advance 	[82, 84–89]
Rule-based	<ul style="list-style-type: none"> Reduce the difficulties on exact numeric information Automate the human intelligence for PdM 	<ul style="list-style-type: none"> Expensive and time-consuming for implementation Difficult to deal with new faults Acquire complete knowledge to build a reliable rule-base system 	[92–98]
Model-based	<ul style="list-style-type: none"> Highly effective and accurate Models can be reused 	<ul style="list-style-type: none"> Real-life system is often too stochastic and complex to model Many mathematics assumptions need to be examined Various physics parameters need to be determined Changes in structural dynamics and operating conditions can affect the mathematical model 	[99–108], etc.

faults and acquires complete knowledge to build a reliable rule-base system. Model-based approaches are applicable to where accurate mathematical models can be constructed from physical systems. However, explicit mathematical models may be infeasible for many complex systems. Also, changes in structural dynamics and operating conditions can affect the mathematical model, so it is impossible to model all real-life conditions. Here we list the advantages and limitations of knowledge-based approaches in Table V.

VI. TRADITIONAL MACHINE LEARNING BASED APPROACHES

With the development of big data related techniques (e.g., sensors, IoT) and the ever-increasing size of big data, data-driven PdM is becoming more and more attractive. To extract useful knowledge and make appropriate decisions from big data, machine learning (ML) techniques have been regarded as a powerful solution. Before going “deep”, a variety of “shallow” ML algorithms are developed for the context of PdM, e.g., Artificial Neural Network (ANN) [124–131], decision tree (DT) [132–136], Support Vector Machine (SVM) [137–141], k -Nearest Neighbors (k -NN) [142–147], particle filter [148, 149], principle component analysis [150, 151], adaptive resonance theory [152, 153], self-organizing maps [154, 155], etc. In this section, a subset of well-developed ML algorithms are reviewed and briefly summarized, with a complete list of references.

A. Artificial Neural Network (ANN)

Artificial Neural Network (ANN) is an information processing paradigm that attempts to achieve a neurological related performance, such as learning from experience, making generalizations from similar situations and judging states. In the past 3 decades, ANNs have gained much importance in fault diagnosis and prognosis. For example, machinery systems and components [124–128], and power systems [129–131].

A variety of factors may affect the performance of a designed ANN for fault diagnosis and prognosis. The network architecture (e.g., the number of neurons in hidden layers, network connections, and activation functions) plays a very important role in the performance of an ANN and usually depends on the problem at hand [156]. For example, Samanta *et al.* [124] present ANN-based fault diagnosis for rolling element bearings using time-domain features. The structure of the designed ANN giving the best results has 4-5 nodes in the input layer, 16 neurons in the first hidden layer, 10 neurons in the second hidden layer and two nodes in the output layer. Five vibration signals from sensors are used to extract five time-domain features (root mean square, variance, skewness, kurtosis and normalized sixth central moment) as the input of the designed ANN. The experimental results show that the accuracy can reach 62.5%-100% with different number of input signals or features. To achieve RUL prediction, Teng *et al.* [125] and Elforjani *et al.* [126] use ANN to train data-driven models and to predict the RUL of bearings. In [126], ANN model shows good performance with a structure that has 3 hidden layers with (7-3-7) neurons, one output layer for RUL estimation and an input layer. In addition, ANNs as “shallow” learning usually cannot effectively extract the informative features hidden in the raw sensors data, and thus require additional feature extraction (hand-crafted features) and/or feature selection in the learning process. Various works have reported the use of time domain [124, 157], frequency domain [128] and time-frequency domain [127, 158] methods to extract features.

B. Decision Tree (DT)

Decision Tree (DT) is a non-parametric supervised method used for classification and regression. DT aims to predict the value (i.e., label or class) of a target variable by learning simple decision rules inferred from the data features. A DT generally consists of a number of branches, one root, a number of interval nodes and leaves. Each path from the root

node through the internal nodes to a leaf node represents a classification with the different conditions of the systems or components. Each leaf node represents a class label for classification or a response for regression. To build a DT model, one should identify the most important input variables/features, and then split instances at the root node and at subsequent internal nodes into two or more categories based on the status of such variables. C4.5 algorithm [159] is one of the widely used algorithms to generate decision tree.

DT-based ML techniques have been frequently utilized for PdM. First, due to the nature of DT, many efforts are devoted to identifying or classifying the state of the real-world system [132–136]. For example, Benkercha *et al.* [134] propose a new approach based on DT algorithm to detect and diagnose the faults in grid connected photovoltaic system (GCPVS). The used attributes include temperature ambient, irradiation and power ratio, and the class labels contains free fault, string fault, short circuit fault or line-line fault. Experimental results indicate that the diagnosis accuracy can reach 99.80%. Then, DT is also used to develop fault prognosis (e.g., RUL prediction) models [160–162]. For example, Bakir *et al.* [162] apply regression tree to develop the RUL prediction model for multiple components. The results show that regression tree is simple and able to perform well even for the small dataset. Furthermore, a set of DTs can be trained and assembled to a Random Forest (RF). According to recent literature on fault diagnosis and prognosis [163–167], RF-based approaches are widely employed due to its low computational cost with large data and stable results.

C. Support Vector Machine (SVM)

A Support Vector Machine (SVM) is a supervised ML technique that is useful when the underlying process of the real-world system is unknown, or the mathematical relation is too expensive to be obtained due to the increased influence by a number of interdependent factors [168]. Typically, in the case of classification task, the samples are assumed to have two classes namely positive class and negative class, an SVM training algorithm builds a model that assigns new examples to one category or the other, making it a non-probabilistic binary linear classifier.

Due to the high classification accuracy, even for nonlinear problems, SVM has been successfully applied to a number of applications ranging from face detection, verification and recognition to machine fault diagnosis [137–141]. For example, Soualhi *et al.* [138] apply the HilbertHuang transform (HHT) to extract health indicator from vibration signals and utilized SVM to achieve fault classification of bearings. Support Vector Regression (SVR) is the most commonly used approaches for fault prognosis [169–173]. In [169], a state-space model is built to represent battery aging dynamics using SVR. The experimental results show that the SVR-based model ensures much better performance with considerably less estimation error compared with an ANN-based model. Khelif *et al.* [170] provide a direct approach for RUL estimation determined from experiences using a SVR-RUL model. From each experience, a set of features associated with their RUL is

extracted. Then, the overall set of features is fed into an SVR which aims to model the relationship between the features and the RUL. This method avoids to estimate degradation states or a failure threshold.

D. k -Nearest Neighbors (k -NN)

The k -nearest neighbors (k -NN) algorithm is a low-complexity unsupervised method that can be used for classification. The first step in k -NN classification is to determine the value of k , then it is necessary to compute distances (e.g. Euclidean distance) between a test instance and all training instances as a measure of similarity. The k -NN algorithm finds k training instances that yield the minimum distances and finally assigns the test instance to the class most common among its k -nearest neighbors. The choice of k is usually data-driven (often decided through cross-validation). Larger values of k reduce the effect of noise on the classification, but make decision boundaries between classes less distinct.

k -NN as one of the simplest approaches for classification has been widely used in the context of PdM. For example, in [174], Susto *et al.* apply k -NN as a classifier in their proposed Multiple Classifier (MC) PdM methodology to deal with “integral type faults” problem. To obtain a better classification performance, some enhanced k -NN methods are proposed [142–147]. In [142], Appana *et al.* present a density-weighted distance similarity metric, which considers the relative densities of samples in addition to the distances between samples to improve the classification accuracy of standard k -NN. Also, k -NN can be applied for RUL prediction and early fault warning. Liu *et al.* [175] propos a VKOPP model based on optimally pruned extreme learning machine (OPELM) and Volterra series to estimate the RUL of the insulated gate bipolar transistor (IGBT). This model uses a combination of k -NN and least squares estimation (LSE) method to calculate the output weights of OPELM and predict the RUL of the IGBT. In [176], Chen *et al.* develop a so-called CMEW-EKNN method based on the evidential k -NN (EKNN) rule in the framework of evidence theory to achieve a condition monitoring and early warning in power plants.

E. Summary

Different traditional ML methods have different characteristics and applicable scenarios. TABLE VI briefly summarizes the learning strategies, advantages, limitations and typical applications of the commonly used traditional ML approaches for PdM.

VII. DEEP LEARNING BASED APPROACHES

Recently, deep learning has shown superior ability in feature learning, fault classification and fault prediction with multi-layer nonlinear transformations. Auto-Encoder (AE), Convolutional Neural Network (CNN), Deep Belief Network (DBN), and other deep learning models are widely applied in the field of PdM.

TABLE VI: Advantages & Limitations of Traditional ML based Approaches.

Approaches	Learning Strategies	Advantages	Limitations	Typical Applications for PdM
ANN	<ul style="list-style-type: none"> Iteratively update the weight parameters to minimize training loss by using the gradient descent algorithm 	<ul style="list-style-type: none"> High classification and prediction accuracy Good approximation of nonlinear function 	<ul style="list-style-type: none"> Many weight parameters need to be trained May require greater computational resources Easy to over-fit No physical meaning No standard to decide network structure 	<ul style="list-style-type: none"> Fault diagnosis of bearings [124, 134] Predicting RUL of bearings [125, 126]
DT	<ul style="list-style-type: none"> Recursively split the training data and assigning a class label to leaf by the most frequent class Prune a subtree with a leaf or a branch if lower training error obtained 	<ul style="list-style-type: none"> Easy to understand Non-parametric 	<ul style="list-style-type: none"> Easy to over-fit Poor prediction accuracy Unstable 	<ul style="list-style-type: none"> Fault diagnosis in GCPVS [134], rail vehicles [135], refrigerant flow system [133] and anti-friction bearing [136], etc. Fault prognosis for turbofan engine [160], lithium-ion battery [161] and mech equipment [162], etc.
SVM	<ul style="list-style-type: none"> Identify the optimal hyper-plane Derive classification rules from association patterns 	<ul style="list-style-type: none"> Work well with even unstructured and semi structured data Can deal with high-dimensional features The risk of over-fitting is less 	<ul style="list-style-type: none"> No probabilistic explanation for the classification No standard for choosing the kernel function Low efficiency for big data 	<ul style="list-style-type: none"> Fault diagnosis for chiller [140], rotation machinery [141], bearings [138] and wind turbines [137], etc. RUL prediction for Lithium-Ion batteries [169, 171, 172] and bearing [173], etc.
KNN	<ul style="list-style-type: none"> A test sample is given as the class of majority of its nearest neighbours 	<ul style="list-style-type: none"> Few parameters to tune Very easy to implement No training step 	<ul style="list-style-type: none"> K must be determined in advance Sensitivity to unbalanced datasets and noisy/irrelevant attributes Curse of dimensionality 	<ul style="list-style-type: none"> Fault diagnosis [142–147, 174] RUL prediction [175] and early fault warning [176]

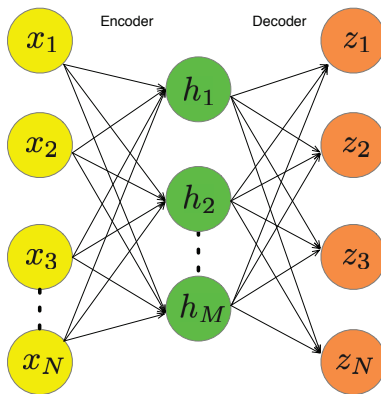


Fig. 11: Structure of AE with three layers (adapted from [177]).

A. Auto-encoder (AE)

An Auto-Encoder (AE) is a neural network model that uses a function to map input data into their short/compressed version subsequently decoded into a closest version of the original input. As shown in Fig. 11, an AE has three types

of layers, input layer, one or more hidden layers and output layer. The structure of an AE can be considered as an encoder which integrated with a decoder. The encoder transforms an input \mathbf{x} to a hidden representation \mathbf{h} by a non-linear activation function φ :

$$\mathbf{h} = \varphi(\mathbf{W}\mathbf{x} + \mathbf{b}), \quad (16)$$

Then, the decoder maps the hidden representation \mathbf{h} back to the original representation in a similar way:

$$\mathbf{z} = \varphi(\mathbf{W}'\mathbf{h} + \mathbf{b}'), \quad (17)$$

where \mathbf{W} , \mathbf{b} , \mathbf{W}' , \mathbf{b}' are model parameters and will be optimized to minimize the reconstruction error between \mathbf{z} and \mathbf{x} . The average reconstruction error over N data samples can be measured by Mean Squared Error (MSE) and the optimization problem can be expressed as:

$$\min_{\theta} \frac{1}{N} \sum_i^N (\mathbf{x}_i - \mathbf{z}_i)^2, \quad (18)$$

where \mathbf{x}_i is the i -th sample. If the input data is highly nonlinear, more hidden layers are required to construct the deep AE. Based on the basic AE model, many variants of AE with quite different properties and implementations have

been proposed, such as sparse auto-encoders, denoising auto-encoders and stacked auto-encoders, etc.

AE and its deep models are promising methods to learn high-level representation from raw data [178–182]. For example, in order to avoid learning similar features and misclassification, Jia *et al.* [178] propose a Local Connection Network (LCN) constructed by normalized sparse AE (NSAE) for automatic feature extraction from raw vibration signals. Specially, a soft orthonormality constraint is added in the cost function to learn dissimilar features. One of the experiments by using raw data from planetary gearbox has illustrated that the testing accuracy can reach 99.43%, which is much better than PCA+SVM (41.04%), Stacked SAE+softmax (34.75%) and SAE+LCN (94.41%). Lu *et al.* [179] employ a basic AE as the feature extractor to obtain a meaningful representation from highly dimensional bearing signal samples. However, raw data with high dimensionality may lead to heavy computation cost and overfitting with huge model parameters. Therefore, multi-domain features can be extracted first from raw data and then fed to AE-based models. Wang *et al.* [180] and Zhao *et al.* [181] feed the frequency spectrum of the vibration signals of planetary gearbox to their proposed stacked denoising AEs. In [182], multi-features are extracted by time domain, frequency domain and time-frequency domain analysis and then fed to two kinds of AEs.

Further, multi-sensory data can be fused via AE-based models. In practice, more than one sensor would be mounted at different positions to acquire a variety of possible fault signals. The statistical characteristics of one signal may vary from another at a different location and time, which not only leads to the difficulty of selecting artificial features, but also increases uncertainty in fault diagnosis and prognosis. In [183], Chen *et al.* feed the time-domain and frequency-domain features extracted from different raw bearing vibration signals into multiple two-layer sparse AEs for feature fusion. Experiments carried out on a rotary machine experimental platform show that feature fusion improves data clustering performance greatly. Ma *et al.* [184] employ a deep coupling AE (DCAE) to find a joint feature between vibration signals and acoustic signals. Experimental results show that the classification accuracy of the proposed DCAE with fusion on health assessment for gears is 94.3%, while that of deep AE without fusion can just reach 88.7% ~ 91.3%.

AE based models can be naturally integrated with kinds of classifiers to tackle the fault diagnosis problems. A most commonly used classifier is “softmax” [185–189]. For example, Shao *et al.* [185] design a new AE with a maximum correntropy based loss function, which can eliminate the impact of background noise in the raw rotating machinery signals. The learned features are finally fed into the “softmax” classifier for fault classification. The results show that the average testing accuracy of the proposed method is 94.05%, and it is much higher than standard deep AE (83.75%), back propagation (BP) neural network (46.00%) and SVM (55.75%). Besides “softmax”, SVM [190, 191], Support Vector Data Description (SVDD) [177], Extreme Learning Machine (ELM) [192, 193], RF [194], and DNN [191] are usually employed along with AE-based models for fault diagnosis. In [191], features are

learned by sparse AE (SAE) and then used to train a neural network classifier for identifying induction motor faults. In the experiments, two additional classifiers, i.e., SVM and logistic regression (LR), built on top of the SAE, are applied as baseline approaches. The results show that the classification accuracy of SAE with DNN classifier can reach 97.61%, which is slightly higher than SAE+SVM (96.42%) and SAE+LR (92.75%). To accelerate the training speed, Shao *et al.* [192] apply ELM as a classifier for intelligent fault diagnosis of rolling bearing. The testing accuracy of ELM is 95.20%, while that of “softmax” is 95.03% and SVM is 92.80%. Although these three classifiers achieve basically satisfactory and similar diagnosis results (over 90%), the training speed of ELM is around 30 and 17 times faster than SVM and “softmax”, respectively.

Due to the lack of failure history data or labeled data, AE-based models have great attraction to the degradation process estimation. Typically, these approaches are able to measure the distance to the healthy system condition and also to distinguish different degrees of fault severity. Luo *et al.* [195] propose a deep AE model to recognize and select the impulse responses from the long-term vibration data, then employ a health index based on Cosine distance to calculate the similarity between the dynamic feature vectors and indicate the slow and gradual degradation process of the machine tool. As shown in Fig. 12, there are four stages in the health index curve: health, slight deterioration, rapid deterioration, and severe deterioration. The early faults can be detected when the cosine similarity value between the standard vector and current vector decreases a lot. A similar approach is proposed in [196, 197] to assess the health of a system. However, Michau *et al.* use hierarchical extreme learning machines (HELM), which consists of stacking sparse AEs, to aggregate the features in a single indicator, representing the health of the system. In [198], Wen *et al.* construct a health indicator from raw data with the variational auto-encoder. Then, a degradation estimation model based on kernel density estimation is utilized to identify the deterioration at the early stage of the ball screw. This approach also requires no empirical information and failure history data. Similarly, Lin *et al.* [199] employ ensemble stacked AEs to extract features from the fast Fourier transform (FFT) results of raw vibration signals, and use a deep neural network to map the extracted features to a 1-D health indicator ranging from 0 to 1.

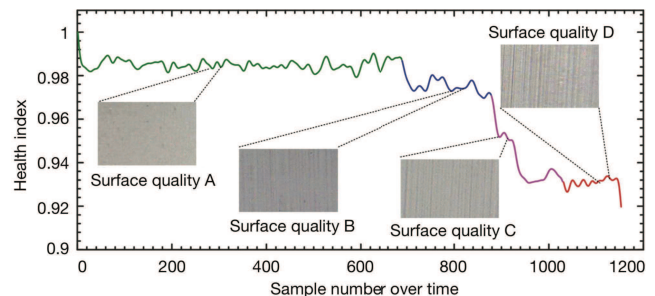


Fig. 12: Health index based on the similarities of the feature vectors over time [195].

Further, AE-based models are usually combined with various regression models to predict RUL of machinery equipment [200–203]. Xia *et al.* [200] develop a two-stage DNN-based prognosis approach. First, a denoising AE with “softmax” is applied to classify the acquired signals of the monitored bearings into different degradation stages. Then, regression models based on ANN are constructed for each health stage. The final RUL result is estimated by smoothing the regression results from different models via the following equation:

$$RUL(X) = \sum_{i=1}^n P(S_i|X) \cdot R_i(X), \quad (19)$$

where X denotes the monitored signals, n is the total number of health stages, $P(S_i|X)$ indicates the probability that the sample is classified into the i -th class and $R_i(X)$ is the intermediate RUL estimated by the i -th ANN regression model. Ren *et al.* [201] propose a similar approach to predict RUL of Lithium-Ion battery. First, a multi-dimensional feature extraction method with AE model is applied to represent battery health degradation, then the RUL prediction model-based DNN is trained for multi-battery remaining cycle life estimation. The experimental results show that the prediction accuracy of the proposed approach is 93.34%, which is higher than the Bayesian regression model (89.08%), the SVM model (89.34%) and the linear regression model (88%). In [202], the authors employ a stacked sparse AE and logistic regression to predict the RUL of an aircraft engine. The stacked sparse AE is applied to automatically extract and fuse degradation features from multiple sensors installed on the aircraft engine, while logistic regression is responsible for predicting the RUL. In [203], Yan *et al.* present a concept of device electrocardiogram (DECG) and propose a RUL prediction methodology called integrated deep denoising auto-encoder (IDDA). The IDDA consists of two DDA and a linear regression analysis. The experimental results show that the error between predicted and true values is about 20%.

B. Convolutional Neural Network (CNN)

Convolutional Neural Network (CNN) is one of the most notable deep learning models due to its shared weights and ability of local field representation [204, 205]. CNN can extract the local features of the input data and combine them layer by layer to generate high-level features. As illustrated in Fig. 13, a typical CNN structure basically consists of input layer, convolution layer, pooling layer, and fully connected layer.

Input layer: The input layer can be presented in a two-dimensional manner such as time-frequency spectrum or a one-dimensional manner such as time series data, e.g., the input data can be represent as $X \in R^{A \times B}$, where A and B are the dimensions of the input data.

Convolution layer: In the convolution layer, the convolution kernel (filter) convolutes the input data from the previous layer through a set of weights and composes a feature output, generally called as a feature map. The output of the convolutional layer can be calculated as:

$$Y_{cn} = f(X * W_{cn} + b_{cn}), \quad (20)$$

where “*” represents an operator of convolution, cn denotes the number of convolution filters, W_{cn} is the weight matrix of cn -th filter kernel, b_{cn} is the filter kernel bias and f is an activation function such as rectified linear units (ReLU).

Pooling layer: The essence of pooling operation is sampling, which is used to reduce model parameters and retain effective information. At the same time, overfitting can be avoided in some extent and training speed can be improved. The most commonly used pooling layer is max-pooling layer, which can extract max value from Y_{cn} as follows:

$$P_{cn} = \max_{S^{M \times N}} (Y_{cn}), \quad (21)$$

where $S^{M \times N}$ is a scale matrix of pooling, M and N are the dimension of S .

Fully connected layer: After several combination forms of convolution layer and pooling layer, multiple fully-connected layers will follow, which can convert the matrix in filter to a column or a row. Finally, a classification or regression layer can be added to achieve specific aims.

In the field of PdM, CNN has shown dramatic capability in extracting useful and robust features from monitoring data. For one-dimension (1D) monitoring signals, Qin *et al.* [207] build an end to end 1D-CNN that reflects the raw vibration signals to fault types. The result shows that the proposed model can achieve about 99% accuracy through hyper parameters tuning. In [208], Liu *et al.* develop a novel shallow 1-D CNN fault diagnosis model (CNNDM-1D) using raw vibration signal. TCNNDM-1D comprises only two convolutional layers, two pooling layers and one full-connected layers, and fuses feature learning and health classification into a single body. The experimental result shows that the accuracy of CNNDM-1D can reach 99.886%. Kiranyaz *et al.* [209] propose a real-time and highly accurate modular multilevel converter (MMC) circuit monitoring system for early fault detection and identification leveraging adaptive 1D CNNs. The proposed approach is directly applicable to the raw voltage and thus eliminates the need for any feature extraction algorithm. Simulation results obtained using a 4-cell, 8-switch MMC topology demonstrate that the proposed system has a high reliability to avoid any false alarm and achieves a detection probability of 0.989, and average identification probability of 0.997 in less than 100 ms.

CNN combined with a certain signal processing algorithm is often adopted for a better fault diagnosis performance. Although 1D CNN requires a limited amount of data for effectively training and has low-cost hardware implementation for real-time applications, CNN has poor feature extraction capability for sensor data with 1D format. To address this issue, Li *et al.* [210] propose a novel sensor data-driven fault diagnosis method, named ST-CNN, by combining S-transform (ST) algorithm and CNN. The ST layer automatically converts the sensor data into 2D time-frequency matrix without manual conversion work. Chen *et al.* [211] extract a total of 256 statistic features of each gear failure sample from time and frequency domains, and then reshaped them into a matrix (16×16) as the input of convolution layer, which shows better classification performance in comparison with SVM. Wang *et al.* [212] convert a raw acceleration signal to a uniform-

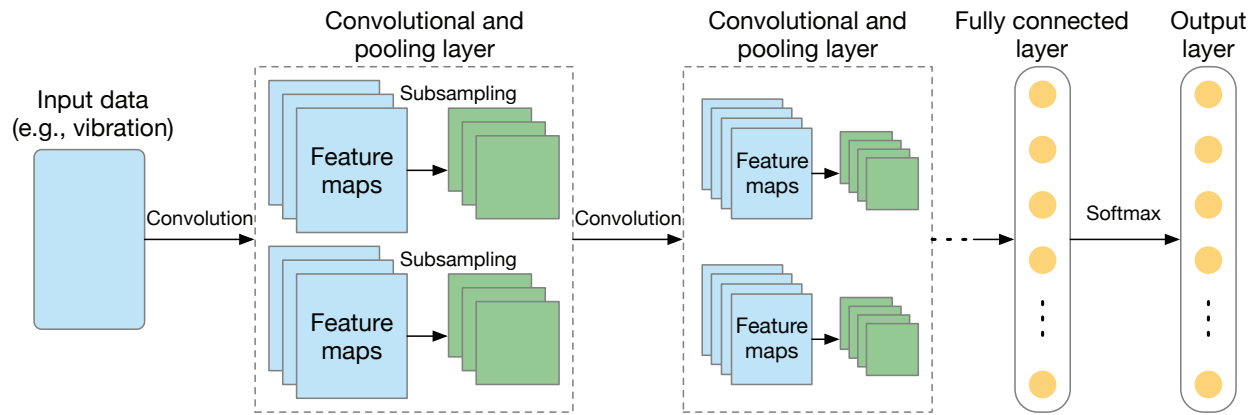


Fig. 13: A typical architecture of convolutional neural networks (CNN). (adapted from [206]).

sized timefrequency image which then was fed into a universal bearing fault diagnosis model transferred from a well-known Alexnet model. In stead of converting 1D data into 2D format, CNN can learn features from 2-D input more effectively [213]. Jia *et al.* [214] use BoW model to extract features from infrared thermography images of rotating machinery to implement the automatic fault diagnosis. Liu *et al.* [215] use infrared images for rotating machinery monitoring and fault diagnosis.

Health Indicator (HI) or degradation process of machinery equipment can be constructed via CNN-based models for fault prognosis. The existing manual HI construction methods usually need prior knowledge of experts to design feature extraction and data fusion algorithms. In order to handle this issue, Guo *et al.* [216] propose a CNN-based method to automatically learn features and construct an HI. First, several convolution and pooling operations are stacked to learn features, and then these learned features are mapped into an HI through a nonlinear mapping operation. Second, the performance of the HI is further improved by detecting and removing outlier regions. The experimental results show that the CNN-based HI provides the best results in terms of trendability, monotonicity and scale similarity compared with other HIs based on stacked AE, self-organizing map and fully-connected neural network. Yoo *et al.* [217] propose a novel time-frequency image feature to construct HI. To convert the 1D vibration signals to a 2D image, the continuous wavelet transform (CWT) extracts the time-frequency image features, i.e., the wavelet power spectrum. Then, the obtained image features are fed into a 2D CNN to construct the HI. Cheng *et al.* [218] train a novel CNN model to successfully extract a novel nonlinear degradation energy index (DEI) to describe the degradation trend of the training bearing, according to the nature frequencies of bearing components. Then, a ϵ -SVR model is introduced so that the evolution of the degradation can be forecast till the bearing failure.

Furthermore, the applications of CNN on RUL prediction have been widely investigated. Ren *et al.* [219] construct a CNN combined with a smoothing method for bearing RUL prediction. As shown in Fig. 14, the vibration signal is converted to discrete frequency spectrum (named the spectrum-

principal-energy-vector) via fast Fourier transform (FFT), then the deep CNN analyzes this spectrum-principal-energy-vector and obtains a series of eigenvectors. Afterwards, the deep neural network model is used for regression prediction to obtain the RUL of the bearing. In addition, this paper uses the forward prediction data to linearly smooth the current forecast data to alleviate the problem of discontinuous predicted RUL. The results showed that the proposed method can significantly improve the prediction accuracy of bearing RUL. Babu *et al.* [220] build a 2D deep CNN to predict the RUL of system based on normalized variate time series from sensor signals, where one dimension of the 2D input is the number of sensors. Average pooling is adopted in their work and a linear regression layer is placed on the top layer. In this study, the CNN structure is employed to extract the local data features through the deep learning network for better prognostics. In [221], the time-frequency domain information is obtained by applying short-time Fourier transform and explored for prognostics, and multi-scale feature extraction is implemented using CNN. Experiments on a popular rolling bearing dataset collected from the PRONOSTIA platform are carried out to show the effectiveness and high accuracy of the proposed method. In [222], Zhu *et al.* first derive Time Frequency Representation (TFR) of each sample by using wavelet transform, then feed the TFR to a Multi-Scale CNN (MSCNN) to extract more identifiable features. Finally, a regression layer following MSCNN to perform RUL estimation. Other CNN variants are also applied to predict RUL (e.g.: double-convolutional neural network [223], residual convolutional neural network [224]).

Previously, fault diagnosis and RUL prediction are always been investigated separately, however, some information about these two tasks can be shared to improve the performance. Therefore, Liu *et al.* [225] propose a joint-loss CNN (JL-CNN) architecture to capture the common features between fault diagnosis and RUL prediction. As shown in Fig. 15, JL-CNN has a shared CNN and two independent fully connected networks. Due to the shared network, the feature representations of one task can be also applied by another task, which can lead to co-learning. On the other hand, the independent fully connected networks can achieve specific targets (i.e.: fault diagnosis and RUL prediction). To train such a hybrid network, a joint loss

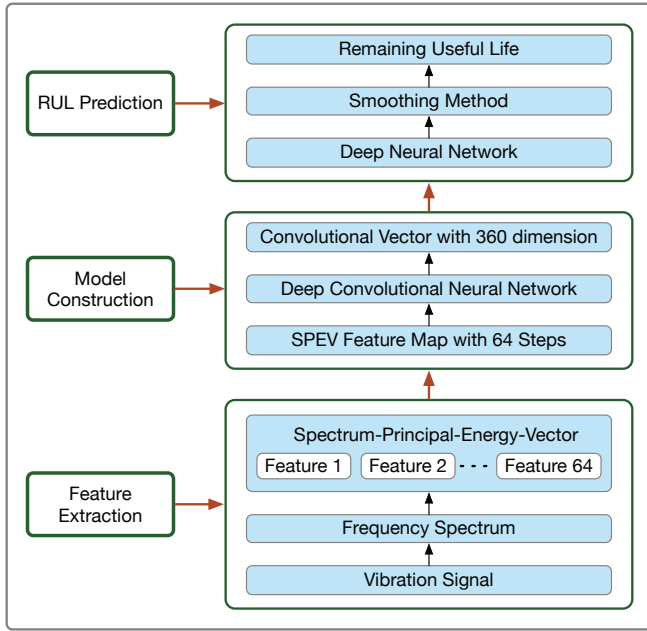


Fig. 14: A framework of RUL prediction by applying CNN [219].

function is constructed as:

$$J(W) = J_1(W) + \lambda J_2(W), \quad (22)$$

where $J_1(W)$ and $J_2(W)$ denote the loss function of RUL prediction and fault diagnosis respectively, λ is a penalty factor for controlling the weight of the two tasks. The experimental results show that MSE of the proposed method decreases 82.7% and 24.9% respectively compared with SVR and traditional CNN.

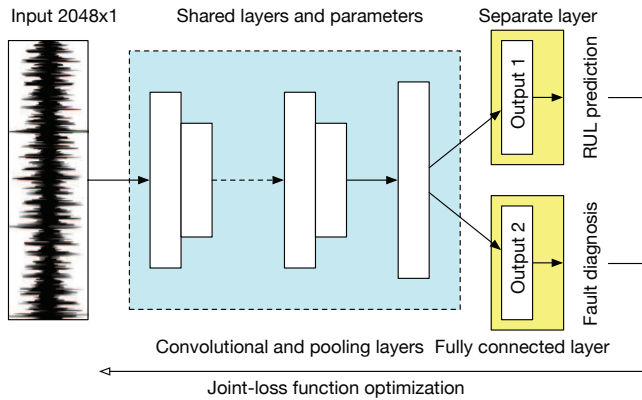


Fig. 15: The JL-CNN architecture (adapted from [225]).

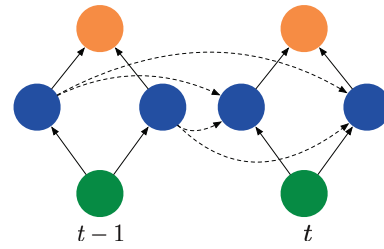
C. Recurrent Neural Network (RNN)

Recurrent Neural Networks (RNNs) are a group of neural networks for dealing with sequential data. As a sequential model, RNN can build cycle connections among its hidden units and keep a memory of previous inputs in the network's internal state. As shown in Fig. 16(a), the transition function \mathbb{H}

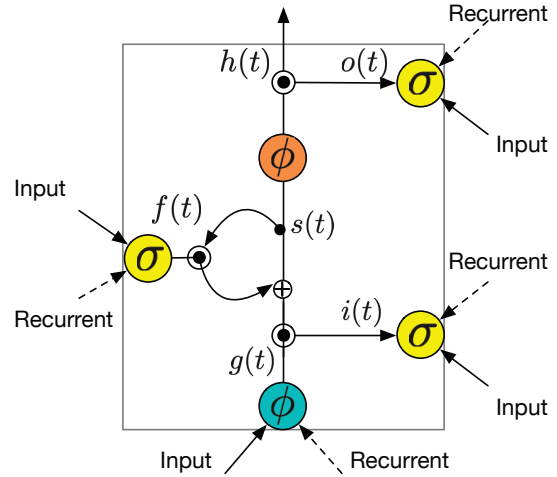
defined in each time step t takes the current time information x_t and the previous hidden output h_{t-1} and updates the current hidden output as follows:

$$h_t = \mathbb{H}(x_t, h_{t-1}). \quad (23)$$

The final hidden output at the last time step is the learned representation of the whole input sequential data. However, due to being trained with Back Propagation Through Time (BPTT), RNN always has the notorious gradient vanishing/exploding issue. In order to overcome this issue, Long Short-Term Memory (LSTM) and Gated Recurrent Units (GRU) are proposed. Specifically, as shown in Fig. 16(b), LSTM is enhanced by adding “forget” gates and has shown marvelous capability in memorizing and modeling the long-term dependency in data. LSTM is one of the most commonly used models when working with time-dependent data.



(a) The architecture of RNN across a time step.



(b) The architecture of a LSTM memory cell.

Fig. 16: The basic architecture of RNN and LSTM [226]. (a) The architecture of RNN across a time step. (b) The architecture of a LSTM memory cell.

RNN has been widely used in fault diagnosis in recent years since it significantly outperforms other network structures in sequence learning problems. In [227], Li *et al.* propose a deep RNN (DRNN) for rotating machinery fault diagnosis. The DRNN is constructed by the stacks of the recurrent hidden layer to automatically extract the features from frequency signal sequences, and “softmax” classifier is employed for rotating machinery fault recognition. In [228], Yuan *et al.* propose a three-stage fault diagnosis approach based on GRU. This proposed approach splits the raw data into several

sequence units as the input of GRU. GRU is built to extract the dynamic features from the sequence units effectively and trained through batch normalization algorithm to reduce the influence of the covariate displacement. Finally, “softmax” is used to classify the faults. Similarly, Zhao *et al.* [229] also use GRU for fault diagnosis of rolling bearing. However, artificial fish swarm algorithm is applied to obtain the key parameters of deep GRU, and extreme learning machine is employed to replace the “softmax” classifier to achieve better diagnostic results. Besides, LSTM is also employed for fault diagnosis. In [230], both spatial and temporal dependencies are handled by LSTM to identify rotating machinery fault based on the measurement signals from multiple sensors. In [231], Zhao *et al.* provide an end-to-end framework based on batch-normalization-based LSTM to learn the representation of raw input data and classifier simultaneously without taking the conventional “feature + classifier” strategy. The proposed method is evaluated in the Tennessee Eastman benchmark process and the results show that LSTM can better separate different faults and provide more promising fault diagnosis performance.

Due to the remarkable ability on long-term memory and time-dependent data, many efforts have been devoted on RNN-based (especially LSTM-based) RUL prediction. In [232], Chen *et al.* employ kernel principle component analysis (KPCA) to extract nonlinear feature and then used a GRU-based RNN to predict RUL. The effectiveness of the proposed approach for RUL prediction of a nonlinear degradation process is evaluated by a case study of commercial modular aero-propulsion system simulation data (C-MAPSS-Data) from NASA. Honga *et al.* [233] combine LSTM method for the first time with the voltage abnormality prediction of the battery system. Given the amount of data acquired from the service and management center for electric vehicles (SMC-EV) in Beijing, LSTM network is applied to perform battery voltage prediction for all-climate electric vehicles. Wu *et al.* [234] employ SVM to detect the starting time of degradation and used vanilla LSTM to predict RUL. However, the RUL requires labeling at every time step for each sample. In addition, an appropriate threshold needs to be defined in advance when employing SVM. In [235], the features are first selected out using correlation metric and monotonicity metric, and then fed into LSTM networks with a concatenated one-hot vector. Finally, a fully-connected layer is applied to map the hidden state into the parameters for sampling consequent point. Different from [234], all prediction tasks can be completed without any pre-defined threshold or machine learning methods. Miao *et al.* [236] propose dual-task deep LSTM networks to perform the RUL prediction and degradation stage (DS) assessment of aero-engines in a parallel way. The experimental results based on the dataset C-MAPSS show a relatively satisfactory result in terms of both DS assessment and the RUL prediction.

An important task in RUL estimation is the construction of a suitable health indicator (HI) to infer the health condition. Guo *et al.* [226] propose a RNN based Health Indicator (RNN-HI) to predict the RUL of bearings with LSTM cells used in RNN layers. With monotonicity and correlation metrics, the most sensitive features are selected from an original feature

set and then fed into an RNN network to construct the RNN-HI, from which RUL is estimated. With experiments on generator bearings from wind turbines, the proposed RNN-HI is illustrated to achieve better performance than a self-organizing map (SOM) based method. However, the RUL is calculated through an exponential model with pre-set failure threshold of RNN-HI rather than through the trained RNN directly, which means that the advantage of the LSTM cell is not fully utilized. In [237], Ning *et al.* also implement RNN to fuse the selected sensitive features to construct an HI. This HI incorporates mutual information of multiple features and is correlated with the damage and degradation of bearing.

D. Deep Belief Networks (DBN)

Deep belief network (DBN) can be constructed by stacking multiple restricted Boltzmann machines (RBMs), where the output of the l -th layer (hidden units) is used as the input of the $(l + 1)$ -th layer (visible units). DBN can be trained in a greedy layer-wise unsupervised way. After pre-training, the parameters of this deep architecture can be further fine-tuned with respect to a proxy for the DBN log-likelihood, or with respect to labels of training data by adding a “softmax” layer as the top layer, which is shown in Fig. 17.

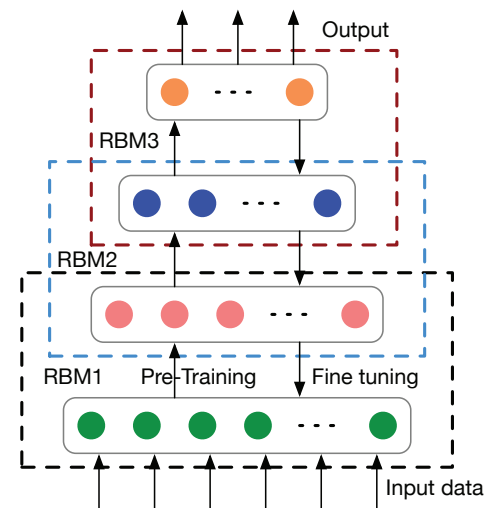


Fig. 17: The structure of a 3-layer DBN [238].

Similar to CNN and AE, DBN also can be employed to extract high-level features from monitoring signals. In the work of [239], data from two accelerometers mounted on the load end and fan end are processed by multiple DBNs for feature extraction. then the faulty conditions based on each extracted feature are determined with “softmax”, and the final health condition is fused by DS evidence theory. An accuracy of 98.8% is accomplished while including the load change from 1 hp to 2 and 3 hp. In contrast, the accuracy of SAE suffers the most from this load change, and the accuracy employing CNN is also lower than DBN. Pan *et al.* [240] develop an intelligent fault diagnosis method using DBN for rolling bearing fault identification. In this method, discrete wavelet packet transform is first used to calculate the original features from raw vibration signals. Due

to information redundancy of the original features, a DBN with three hidden layers for deep-layer-wise feature extraction is applied for dimensionality reduction. Zhang *et al.* [241] propose a novel analog circuit incipient fault diagnosis method using DBN based features extraction. In the diagnosis scheme, DBN method has been used to extract the deep and intrinsic features from the measured time responses, where the learning rates of DBN have been produced by using QPSO algorithm. A SVM based incipient fault diagnosis model is set up to classify different incipient fault classes. Shen *et al.* [242] propose an improved hierarchical adaptive DBN for bearing fault type and degree diagnosis, where DBN is enhanced by Nesterov momentum and a learning rate adjustment strategy. The improved DBN is applied to directly extract deep data features from frequency spectrum in stead of the manually extracted features. The “softmax” classifier is connected to the top of DBN as the classification layer.

In addition to being used to extract features, DBN can also be applied as a classifier (without additional classifier, e.g. “softmax”) for fault classification and identification. Tamilselvan *et al.* [243] propose a multi-sensory DBN-based health state classification model. The model was verified in benchmark classification problems and two health diagnosis applications including aircraft engine health diagnosis and electric power transformer health diagnosis. Shao *et al.* propose an adaptive DBN and dual-tree complex wavelet packet (DTCWPT) [244]. The DTCWPT first preprocesses the vibration signals, where an original feature set with 98 feature parameters is generated. The decomposition level is 3, and the db5 function, which defines the scaling coefficients of the Daubechies wavelet, is taken as the basis function. Then a 5-layer adaptive DBN of (72, 400, 250, 100, 16) structure is applied for bearing fault classification. The average accuracy is 94.38%, which is much better compared to convention ANN (61.13%), GRNN (69.38%) and SVM (66.88%). In [183], Chen *et al.* employ sparse auto-encoder to fuse the time-domain and frequency-domain features, and then the fused features were utilized to train the DBN based classification model. In [245], PCA technique is adopted to reduce the dimension of raw bearing vibration signals and extract the bearing fault features in terms of primary eigenvalues and eigenvectors. Then, an DBN is trained for fault classification and diagnosis. The experimental results demonstrate the effectiveness of the PCA-DBN based fault diagnosis approach with a more than 90% accuracy rate. Wang *et al.* [246] present an DBN-based method to detect multiple faults in axial piston pumps. Data indicators are extracted from the time, frequency and time-frequency domain raw signals and fed into DBNs to classify the multiple faults in axial piston pumps. The fault classification accuracy are 99.17%, and 97.40%, respectively, for benchmark data with 6 classes of bearing faults and for experimental test rigs with 5 classes of axial piston pump faults.

Many efforts also have been devoted to using DBN for RUL estimation and early fault detection. In [247], a DBN-feedforward neural network (FNN) is applied to perform automatic self-taught feature learning with DBN and RUL prediction with FNN. Two accelerometers were mounted on

the bearing housing, in directions perpendicular to the shaft, and data is collected every 5 min, with a 102.4 kHz sampling frequency, and a duration of 2 seconds. Experimental results demonstrate the proposed DBN based approach can accurately predict the true RUL 5 min and 50 min into the future. Li *et al.* [248] propose a deep belief networks (DBN) method for lithium-ion battery RUL prediction. The proposed method is trained with historical battery capacity data. With the powerful fitting ability of DBN, the proposed method can track capacity degradation and predict the RUL. The experimental results show that the proposed method has high accuracy in capacity fade prediction and RUL prediction. In [249], Wang *et al.* utilize a multi-operation condition partition scheme to segment normal state data of wind turbines into multiple different clusters, and then constructed an optimized DBN (ODBN) model with chicken swarm optimization to capture the normal behavior in each cluster. Finally, Mahalanobis distance measure is employed to identify the early anomalies that occur in the operation of the wind turbines. In [250], the authors apply DBN to extract features from the capacity degradation of lithium-ion batteries, and fed the extracted features to a relevance vector machine (RVM) to provide RUL prediction. Extensive experiments are conducted based on the CALCE battery datasets and the results show that, compared with standard DBN and RVM, the proposed method has higher accuracy.

E. Generative Adversarial Network (GAN)

Generative adversarial network (GAN) was initially introduced by Goodfellow *et al.* [251] in 2014. A typical GAN framework consists of a generator (G) and a discriminator (D), as illustrated in Fig. 18. The generator (G) generates fake samples (e.g., time series with sequences) from a random latent space as its inputs, and feeds the generated samples to the discriminator (D), which will try to distinguish the generated (i.e. fake) samples from the original dataset. The concept of GAN is based on the idea of competition, in which G and D are competing to outsmart each other and improve their own capability of imitation and discrimination respectively.

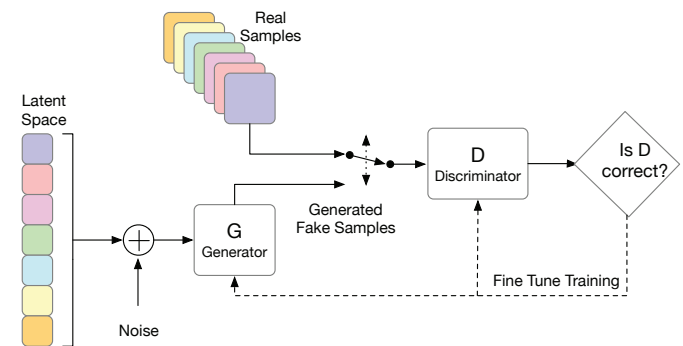


Fig. 18: The structure of GAN.

GAN is firstly utilized as a data augmentation technique to address the class imbalance issue in the field of PdM. In [252], the authors illustrated that GAN is able to generate adequate

oversampled data when an imbalance ratio is minor. Also, a hybrid oversampling method combining adaptive synthetic sampling (ADASYN) with GAN is designed to resolve the inability of the GAN generator to create meaningful data when the original sample data is scarce. In [253], Suh *et al.* propose DCWGAN-GP based on Wasserstein GAN with a gradient penalty (WGAN-GP) and deep convolutional GAN (DCGAN) to address the data imbalance issue for bearing fault detection and diagnosis. Experiments demonstrated that the proposed method improves accuracy by 7.2 and 4.27% points on average and gives maximum values with 5.97 and 3.57% points higher accuracy than the original DCGAN approach. Shao *et al.* [254] develop an auxiliary classifier GAN (ACGAN)-based framework to learn from mechanical sensor signals and generate realistic one-dimensional raw data. The proposed approach is designed to produce realistic synthesized signals with labels and the generated signals can be used as augmented data for further applications in machine fault diagnosis. There exist some (but rare) efforts devoting on estimating RUL based on GAN. In [255], Wang *et al.* implement Wasserstein generative adversarial network (WGAN) to generate simulated signals for balancing the training dataset, and fed the real and artificial signals to stacked auto-encoders for fault classification. In [256], Mao *et al.* derive frequency spectrum of fault samples by using fast Fourier transform to pre-process the original vibration signal. Then, the spectrum data is fed into an GAN to generate synthetic minority samples. Finally, the synthetic samples is utilized to train a stacked denoising auto-encoder model for fault diagnosis.

Besides generating synthetic samples, GAN also can be directly trained for fault identification. In [257], Akcay *et al.* propose a generic anomaly detection architecture called GANomaly. GANomaly employs an encoder-decoder-encoder sub-network and three loss functions in the generator to capture distinguishing features in both input images and latent space. At inference time, a larger distance metric from this learned data distribution indicates an anomaly. Jiang *et al.* [258] adopt GANomaly for anomaly detection in the industrial field. A similar encoder-decoder-encoder three-sub-network generator is employed as shown in Fig. 19. The generator is trained only using the extracted features from normal samples. Anomaly scores (made up of apparent loss and latent loss) is designed for anomaly detection. Experimental studies based on a benchmark rolling bearing dataset acquired by Case Western Reserve University illustrate that the proposed approach can distinguish abnormal samples from normal samples with 100% accuracy. Different from GANomaly, in [259], Ding *et al.* present an ensemble GAN approach. This approach uses multiple GANs to learn the data distribution for each health condition and employs a semi-supervised method to enhance the feature extraction ability of the discriminator of each GAN. Finally, a “softmax” function is used to ensemble all discriminators for fault diagnosis. The experiments only used 10% and 20% of the selected rolling bearing and gearbox datasets as the training data, respectively, and the accuracies were still above 97% for different working conditions.

For fault prognosis, Khan *et al.* [260] employ generative models to model the trend in a bearing’s health indicator (HI)

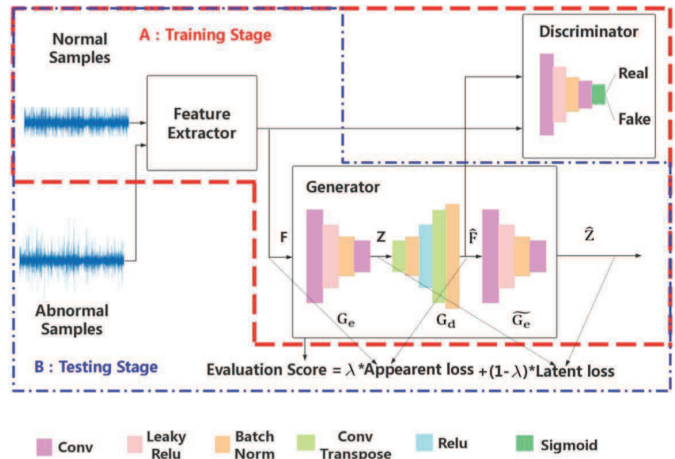


Fig. 19: Overview of the proposed approach in [258]. The basic network architecture of the generator and discriminator is based on DCGAN. The generator has an encoder-decoder-encoder three-sub-network. In the training stage, only normal samples are involved in. In the testing stage, abnormal samples can be discriminated by a higher anomaly score.

and then used those models to generate future trajectories of a bearing’s health indicator. These trajectories of a bearing’s HI can be used to estimate its RUL by determining the time at which the HI exceeds the failure threshold. Moreover, GANs can be further improved as more and more historical data on bearing degradation becomes available. The proposed method was tested using publicly available run-to-failure test data by IMS, University of Cincinnati. The results clearly indicate the feasibility of using GANs in modeling the degradation behavior of bearings and using them to predict the future values of a bearing’s health indicator, which is critical in determining the RUL of a bearing.

F. Transfer Learning

Transfer learning usually aims to handle the issue of lack of annotated data for the target objects or systems. As we know, the deep learning based approaches (e.g., CNN, RNN, etc.) usually requires a lot of examples of both normal behaviour (of which we often have a lot of) and examples of failures to achieve good performance. However, for a production system, failure events are rare due to the unaffordable and serious consequences when machines running under fault conditions and the potential time-consuming degradation process before desired failure happens. To solve this issue, one method is to use the data augmentation technique – GAN to generate the training data from a dataset that is indistinguishable from the original data as discussed in the previous subsection. Another method is to employ transfer learning [261]. A popular method among all types of transfer learning approaches is domain adaptation which can transfer knowledge from one source domain or a set of source domains to a target domain, as shown in Fig. 20. Whenever the tasks share some fundamental drivers, the transferred knowledge can be used to the target domain and significantly improve its performance (e.g., by reducing

the number of samples needed to achieve a nearly optimal performance). Therefore, with labeled data from source domain and unlabeled data from target domain, the distribution discrepancy between the two domains can be mitigated by domain adaptation algorithms.

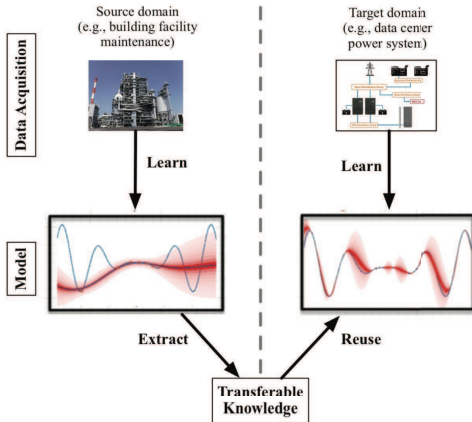


Fig. 20: The generic framework of transfer learning.

One of the commonly used domain adaptation methods is representation adaptation which tries to align the distributions of the representations from the source domain and target domain by reducing the distribution discrepancy. In [262], Yang *et al.* propose a feature-based transfer neural network (FTNN) to identify faults of bearings used in real-case machines (BRMs) with the help of the knowledge from bearings used in laboratory machines (BLMs). FTNN employs domain-shared CNNs to extract transferable features from raw vibration data of BLMs and BRMs. Then, multi-layer domain adaptation is applied to reduce the distribution discrepancy of the learned transferable features. Finally, pseudo labels are assigned to unlabeled samples in the target domain to train the domain-shared CNN. Guo [263] *et al.* propose a deep convolutional transfer learning network (DCTLN) which comprises condition recognition module and domain adaptation module. The condition recognition module constructs a 1-D CNN to automatically learn features from raw vibration data and recognize health conditions. The domain adaptation module builds a domain classifier and a distribution discrepancy metrics to help learn domain-invariant features. Experimental results show that DCTLN can get the average accuracy of 86.3%. In [264], Xiao *et al.* adopt a CNN structure to simultaneously extract the multi-layer features of the raw vibration data from both source domain and target domain. Then, maximum mean discrepancy (MMD) is applied to reduce the distributions discrepancy between two features in the source and target domains. Pang *et al.* [265] develop a cross-domain stacked denoising auto-encoders (CD-SDAE) for fault diagnosis of rotating machinery. In this approach, unsupervised adaptation pre-training is utilized to correct marginal distribution mismatch and semi-supervised manifold regularized fine-tuning is adopted to minimize conditional distribution distance between domains.

Parameter transfer, which trains the target network by inheriting parameters from the source network, also has been

applied in fault diagnosis. In [266], He *et al.* propose deep transfer auto-encoder for fault diagnosis of gearbox under variable working conditions with small training samples. An improved deep auto-encoder is pre-trained by using sufficient auxiliary data in the source domain, and its parameters are then transferred to the target model. In order to adapt to the characteristics of the testing data, the improved deep transfer is fine-tuned by small training samples in the target domain. Shao *et al.* [267] present a CNN-based machine fault diagnosis framework. In this framework, lower-level network parameters are transferred from a previously trained deep architecture, while high-level parameters and the entire architecture are fine tuned by using task-specific mechanical data. Experimental results illustrate that the propose method can make the test accuracy near 100% on three mechanical datasets, and in the gearbox dataset, the accuracy can reach 99.64%. Kim *et al.* [268] propose a method named selective parameter freezing (SPF) for fault diagnosis of rolling element bearings. Different from the previous approaches, SPF selects and freezes output-sensitive parameters in the layers of the source network, and only allows to retrain unnecessary parameters to the target data. This method provides a new option for the optimization of parameter transfer.

Inspired by GAN, adversarial-based domain adaptation is proposed to minimize the distributions between the source and target domains. In [269], Cheng *et al.* propose Wasserstein distance based deep transfer learning (WD-DTL) for intelligent fault diagnosis. As shown in Fig. 21, WD-DTL uses source domain labelled dataset to pre-train a CNN model, and then utilizes Wasserstein-1 distance to learn invariant feature representations between between source and target domains through adversarial training. Finally, a discriminator with two fully-connected layers is employed to optimize the CNN-based feature extractor parameters by minimizing the estimated empirical Wasserstein distance. Experimental results show that the transfer accuracy of WD-DTL can reach 95.75% on average. In [270], Lu *et al.* develop a domain adaptation combined with deep convolutional generative adversarial network (DA-DCGAN)-based methodology for diagnosing DC arc faults. DA-DCGAN first learns an intelligent normal-to-arc transformation from the source-domain data. Then by generating dummy arcing data with the learned transformation using the normal data from the target domain and employing domain adaptation, a robust and reliable fault diagnosis scheme based on a lightweight CNN-based classifier can be achieved for the target domain.

Many other transfer learning based fault diagnosis methods also have been investigated. Xu *et al.* [271] present a two-phase digital-twin-assisted fault diagnosis method using deep transfer learning (DFDD), which realizes fault diagnosis both in the development and maintenance phases. At first, the potential problems that are not considered at design time can be discovered through front running the ultra-high-fidelity model in the virtual space, while a deep neural network (DNN)-based diagnosis model will be fully trained. In the second phase, the previously trained diagnosis model can be migrated from the virtual space to physical space using deep transfer learning for real-time monitoring and predictive maintenance.

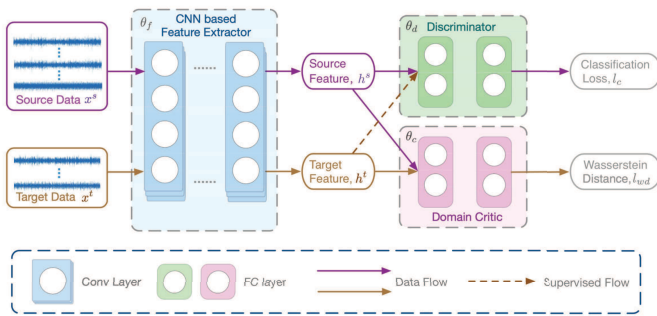


Fig. 21: The framework WD-DTL for intelligent fault diagnosis. WD-DTL consists of three sub networks: a CNN based feature extractor, a domain critic for learning feature representations via Wasserstein distance, and a discriminator for classification.

This approach ensures the accuracy of the diagnosis as well as avoiding wasting time and knowledge. In [272], Zhang *et al.* present a novel model named WDCNN (Deep CNN with wide first-layer kernels) to address the fault diagnosis problem. The domain adaptation is achieved by feeding the mean and variance of target domain signals to adaptive batch normalization (AdaBN). The domain adaptation experiments were carried out with training in one working condition and testing in another one. WDCNN can get the average accuracy of 90.0% outperforming FFT-DNN method 78.1% and the accuracy can be further improved to 95.9% with AdaBN.

In addition to fault diagnosis, many researchers begin to apply transfer learning for RUL prediction. In [273], Zhang *et al.* propose a transfer learning algorithm based on Bi-directional Long Short-Term Memory (BLSTM) recurrent neural networks for RUL estimation. One network was trained on the large amount data of the source task. Then the learned model was fine-tuned by further training with the small amount of data from the target task, which is usually a different but related task. In the experiments, the task represents the degradation failure under different working conditions. The experimental results show that transfer learning is effective in most cases except when transferring from a dataset of multiple operating conditions to a dataset of a single operating condition, which led to negative transfer learning. Sun *et al.* [274] present a deep transfer learning network based on sparse autoencoder (SAE). Three transfer strategies (i.e., weight transfer, transfer learning of hidden feature, and weight update) are employed to transfer an SAE trained by historical failure data to a new object. To evaluate the proposed method, an SAE network is first trained by run-to-failure data with RUL information of a cutting tool in an off-line process. The trained network is then transferred to a new tool under operation for on-line RUL prediction. Similarly, Mao *et al.* [275] propose a two-stage method based on deep feature representation and transfer learning. In the offline stage, a contractive denoising autoencoder (CDAE) is adopted to extract features from marginal spectrum of the raw vibration signal of auxiliary bearings. Then, Pearson correlation coefficient is utilized to divide the whole life of each bearing into a normal state and

a fast-degradation state. Finally, a RUL prediction model for the fast-degradation state is trained by applying a least-square SVM. In the online stage, transfer component analysis is introduced to sequentially adapt the features of target bearing from auxiliary bearings, and then the corrected features is employed to predict the RUL of target bearing.

G. Deep Reinforcement Learning (DRL)

Deep reinforcement learning (DRL) is the combination of reinforcement learning (RL) with deep learning and usually used to solve a wide range of complex decision making tasks. The traditional reinforcement learning algorithm such as Q-learning evaluates the value of the current state s if an action a is taken in this state. The value of a pair (s, a) can be measured by the cost or the profit of taking action a at state s . If we can properly determine the value of (s, a) for a sufficiently large number of known state/action pairs, we can choose the optimal control policy by taking the action with the minimum cost or the largest profit. Building a look-up table $Q(s, a)$ to record the value of all known state-action pairs is the key to reinforcement learning approaches. The Q-table is updated by an iterative process during the training. However, Q-learning does not scale well with the complexity of the environment. To address the above scalability issue, the Deep Q-Network (DQN) uses an artificial neural network called Q-network to replace the Q-table (shown in Fig. 22). The Q-network, trained to approximate the complete Q-table, can well scale with the number of possible state-action pairs.

Recently, many research efforts have been devoted to applying DRL to the field of PdM. For example, in [276], Rocchetta *et al.* develop a DRL framework for the optimal management of the operation and maintenance of power grids equipped with prognostics and health management capabilities. DRL agent can really exploit the information gathered from prognostic health management devices to select optimal O&M actions on the system components. The proposed strategy provides accurate solutions comparable to the true optimal. Although inevitable approximation errors have been observed and computational time is an open issue, it provides useful direction for the system operator. To tackle the problem of early classification, Martinez *et al.* [277] propose an original use of reinforcement learning in order to train an end-to-end early classifier agent with a simultaneous learning of both features in the time series and decision rules. The experimental results show that the early classifier agent can achieve effective early classification with fast and accurate predictions. Zhang *et al.* [278] propose a purely data-driven approach for solving the health indicator learning (HIL) problem based on DRL. HIL plays an important role in PdM as it learns a health curve representing the health conditions of equipment over time. The key insight of this paper is that the HIL problem can be mapped to a credit assignment problem. Then DRL learns from failures by naturally back-propagating the credit of failures into intermediate states. In particular, given the observed time series of sensor, operating and event (failure) data, a sequence of health indicators can be derived that represent the underlying health conditions of physical

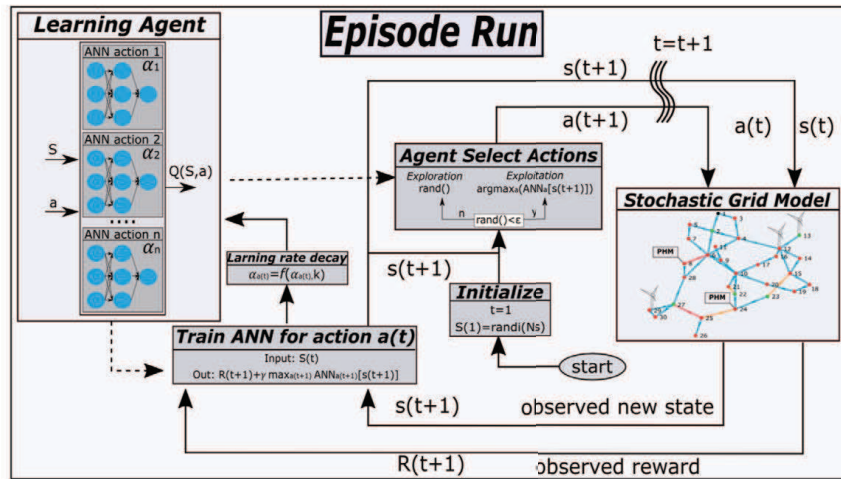


Fig. 22: The flow chart displays an episode run and how the learning agent interacts with the environment (i.e. the power grid equipped with PHM devices) in the developed RL framework [276].

equipment. In [279], Ding *et al.* build an end-to-end fault diagnosis architecture based on DRL that can directly map raw fault data to the corresponding fault modes. Firstly, a stacked autoencoder is trained to sense the fault information existing in vibration signals. Then, an DQN agent is built by sequentially integrating the trained stacked autoencoder and a linear layer to map the output of the stacked auto-encoder to Q values. To train the DRL-based algorithm, the authors designed a fault diagnosis simulation environment, which could be considered a “fault diagnosis game”. Each game contains a certain number of fault diagnosis questions, and each question consists of a fault sample and the corresponding fault label. When the agent is playing the game, the game will have one single question for the agent to diagnose. Then, the game will check whether the agent’s answer is correct. If the answer is correct, the reward is increased by 1, otherwise minus 1.

H. Typical Hybrid Approaches

According to the review on DL approaches in the previous subsections, we know that different DL networks have different features and advantages. For example, auto-encoder is suitable for high-level feature extraction, LSTM is good at processing sequence data, and DRL can be utilized to learn optimal control policy. Hybrid architectures with multiple types of DL networks usually can achieve a better performance.

1) *Auto-encoder & LSTM*: In [280], Li *et al.* leveraged sparse auto-encoder for representation learning and employed LSTM for anomaly identification in mechanical equipment. Experimental results show that the proposed approach could detect anomaly working condition with 99% accuracy under a completely unsupervised learning environment. In [281], Song *et al.* integrate auto-encoder and bidirectional LSTM (BLSTM) to improve the accuracy of RUL prediction for turbofan engines. Auto-encoder is applied as a feature extractor to compress condition monitoring data, and BLSTM is designed to capture the bidirectional long-range dependencies of features. The RMSE and scoring function values of this

hybrid model are 15% and 23% lower than those of previous optimal models (MLP, SVR, CNN and LSTM), respectively.

2) *CNN & LSTM*: In [282], Li *et al.* propose a directed acyclic graph (DAG) network that combines LSTM and CNN to predict the RUL of mechanical equipment. The DAG network consists of two paths: LSTM path and CNN path. The output vectors of the two paths will be summed by elements-wise, and then fed into a fully connected layer, which gives the value of the estimated RUL. Pan *et al.* [283] combine one-dimensional CNN and LSTM into one unified structure. The output of the CNN is fed into the LSTM for identifying the bearing fault types. The results show that the average accuracy rate in the testing dataset of this proposed method can reach more than 99%. In [284], Zhao *et al.* develop convolutional bidirectional LSTM (CBLSTM) for tool wear prediction. In CBLSTM, CNN is leveraged to extract local features and bi-directional LSTM is introduced to encode temporal information. Finally, fully-connected layers and the linear regression layer are built on top of bi-directional LSTMs to predict tool wear.

3) *Auto-encoder & CNN*: In [285], Liu *et al.* combine 1-D denoising convolutional auto-encoder (DCAE-1D) and 1-D convolutional neural network (AICNN-1D) for the fault diagnosis of rotating machinery. DCAE-1D is utilized for noise reduction of raw vibration signals and AICNN-1D is employed for fault diagnosis by using the output de-noised signals of DCAE-1D. With the denoising of DCAE-1D, the diagnosis accuracies of AICNN-1D can reach 96.65% and 97.25% respectively in bearing and gearbox experiments even when $SNR = 2dB$.

4) *Others*: Many other kinds of hybrid approaches are also employed for fault diagnosis and prognosis. For example, in [286], the gear pitting fault features are obtained from a 1-D CNN trained with acoustic emission signals and a GRU network trained with vibration signals. Gu *et al.* [287] apply DBN to extract feature vectors of time-series fault data, and leveraged LSTM network to perform fault prediction. In [288], Zhao *et al.* construct a novel hybrid deep learning model based

on a GRU and a sparse auto-encoder to directly and effectively extract features of rolling bearing vibration signals. In [183], multiple two-layer sparse auto-encoder neural networks are used for feature fusion, an DBN is trained for further classification. In [289], Li *et al.* construct an DBN composed of three pre-trained RBMs to extract features and reduce the dimensionality of raw data. Then, 1D-CNN is applied for further extracting the abstract features and “softmax” classifier is employed to identify different faults of rotating machinery.

I. Comparison

In Section VII, many commonly used DL architectures and DL-based approaches have been introduced in literature. In order to provide a quick guidance of how to select an appropriate DL-based method for a specific PdM application, here we briefly describes the advantages, limitations and typical applications of each DL-based approach in Table VII

VIII. FUTURE RESEARCH DIRECTIONS

In the future, DL techniques will attract more attention in the field of PdM because they are promising to deal with industrial big data. Here the authors list the following research trends and potential future research directions that are critical to promote the application of DL techniques in PdM:

- 1) **Standards for PdM:** Although there already exist many standards published by different organizations and countries, the emerging technologies have not yet been involved in the standardization under the context of intelligent manufacturing and Industry 4.0. Therefore, it is necessary to draft more standards to normalize the usage of the emerging technologies in PdM, the design of PdM systems, and the workflow for fault diagnosis and prognosis, etc.
- 2) **Large dataset:** The performance of DL-based PdM extremely relies on the scale and quality of the used datasets. However, data collection is time-consuming and costly, it is impractical for some researchers to collect their interested dataset for a specific research target. Therefore, it is meaningful for the PdM community to collect and share large-scale datasets.
- 3) **Data visualization:** As we known, the internal mechanisms of the deep neural networks are unexplainable and it is usually challenging to understand. Therefore, data visualization is essential to analyze massive amounts of fault information in the neural network models and in the learning representations.
- 4) **Class imbalance issue:** For a production system, failure events are rare due to the unaffordable and serious consequences when machines running under fault conditions and the potential time-consuming degradation process before desired failure happens. Therefore, the collected data usually faces the class imbalance issue. Although GAN and transfer learning have been successfully applied to address this issue, it is still challenging to achieve satisfactory performance in many applications and scenarios with imbalanced datasets.

- 5) **Maintenance strategy:** Most of the existing works are devoted to fault diagnosis and prognosis by applying DL techniques, and rarely focus on optimizing maintenance strategy with a certain purpose as described in Section IV. However, it is significant to properly schedule the maintenance activities by applying AI technologies (e.g., DRL) for maintenance automation, cost saving as well as downtime reduction.
- 6) **Hybrid network architecture:** According to the comprehensive review on DL approaches in this paper, we know that different DL networks have different features and advantages. For example, auto-encoder is suitable for high-level feature extraction, LSTM is good at processing sequence data, and DRL can be used to learn optimal control policy. Therefore, more hybrid network architectures can be explored and designed to achieve remarkable performance in some complicated applications (e.g., fault diagnosis for multi-component systems).
- 7) **Digital twin for PdM:** A digital twin usually comprises a simulation model which will be continuously updated to mirror the states of their real-life twin. This new paradigms enable us to obtain extensive data regarding run-to-failure data of critical and relevant components. This will be highly beneficial and necessary for successful implementations of fault detection and prediction. For example, a two-phase digital-twin-assisted fault diagnosis method using deep transfer learning is proposed in [271].
- 8) **PdM for multi-component systems:** With the fast growth of economy and the development of advanced technologies, manufacturing systems are becoming more and more complex, which usually involve a high number of components. However, most of the existing DL-based approaches only focus on the fault diagnosis and prognosis for a specific component. Multiple components and their dependencies will increase the complexity and difficulty of a DL-based PdM algorithm. Therefore, how to design an effective DL-based PdM algorithm for multi-component systems is still an open issue.

IX. CONCLUSION

This paper presented a comprehensive survey of PdM system architectures, purposes and approaches. First, we presented an overview of the PdM system architectures. This provided a good foundation for researchers and practitioners who are interested to gain an insight into the PdM technologies and protocols to understand the overall architecture and role of the different components and protocols that constitute the PdM systems. Then, we introduced three types of purposes for performing PdM activities including cost minimization, availability/reliability maximization and multiple objectives. Afterwards, we provided a review of the existing approaches that comprise: knowledge based, traditional ML based and DL based approaches. Special emphasis is placed on the deep learning based approaches that has spurred the interests of academia for the past five years. Finally, we outlined some important future research directions.

TABLE VII: Advantages, limitations and typical applications of DL-based Approaches.

Networks	Advantages	Limitations	Typical applications
Auto-encoder	<ul style="list-style-type: none"> No prior data knowledge needed Can fuse multi-sensory data and compress data Easy to combine with classification or regression methods 	<ul style="list-style-type: none"> Needs a lot of data for pre-training Cannot determine what information is relevant Not so efficient in reconstructing compared to GANs 	<ul style="list-style-type: none"> Feature extraction: [178–182] Multi-sensory data fusion: [183, 184] Fault diagnosis: [177, 185, 190–192] Degradation process estimation: [195–199] RUL prediction: [200–203]
CNN	<ul style="list-style-type: none"> Outperforms ANN on many tasks (e.g., image recognition) Would be less complex and saves memory compared to the ANN Automatically detects the important features without any human supervision 	<ul style="list-style-type: none"> Hyperparameter tuning is non-trivial Easy to overfit High computational cost Needs a massive amount of training data 	<ul style="list-style-type: none"> Fault diagnosis: [209–215, 290] Degradation process estimation: [216–218] RUL prediction: [219–224] Joint fault diagnosis and RUL prediction: [225]
RNN	<ul style="list-style-type: none"> Models time sequential dependencies 	<ul style="list-style-type: none"> Gradient vanishing and exploding problems Cannot process very long sequences if using <i>tanh</i> or <i>relu</i> as an activation function 	<ul style="list-style-type: none"> Fault diagnosis: [227–230] RUL prediction: [232–236] Health indicator construction: [226, 237]
DBN	<ul style="list-style-type: none"> Has a layer-by-layer procedure for learning the top-down, generative weights No requirement for labelled data when pre-training Robustness in classification 	<ul style="list-style-type: none"> High computational cost 	<ul style="list-style-type: none"> Feature extraction: [239–242] Fault classification: [183, 243–246] RUL prediction and early fault detection: [247, 249, 250]
GAN	<ul style="list-style-type: none"> A good approach to train a classifiers in a semi-supervised way Does not introduce any deterministic bias compared to auto-encoders Can be used to address the class imbalance issue 	<ul style="list-style-type: none"> The training is unstable due to the requirement of a Nash equilibrium The original GAN is hard to learn to generate discrete data 	<ul style="list-style-type: none"> Class imbalance issue: [252–256] fault identification: [257–259] RUL prediction: [260]
Transfer Learning	<ul style="list-style-type: none"> Saves training time Does not require a lot of data from the target task Can learn knowledge from simulations (e.g., digital-twin [271]) 	<ul style="list-style-type: none"> Knowledge transfer is only possible when it is 'appropriate' Suffers from negative transfer 	<ul style="list-style-type: none"> Fault diagnosis: Representation adaptation [262–265], parameter transfer [266–268], adversarial-based domain adaptation [269, 270], digital-twin [271], AdaBN [272] RUL prediction: [273–275]
DRL	<ul style="list-style-type: none"> Can be used to solve very complex problems Maintains a balance between exploration and exploitation 	<ul style="list-style-type: none"> Needs a lot of data and a lot of computation Assumes the world is Markovian, which it is not Suffers from the curse of dimensionality Reward function design is difficult 	<ul style="list-style-type: none"> Operation and maintenance decision making: [276] Fault diagnosis: [277, 279] Health indicator learning: [278]

REFERENCES

- [1] "Cost of data center outages." [Online]. Available: <https://www.futurefacilities.com>
- [2] X. Gong and W. Qiao, "Current-based mechanical fault detection for direct-drive wind turbines via synchronous sampling and impulse detection," *IEEE Transactions on Industrial Electronics*, vol. 62, no. 3, pp. 1693–1702, 2014.
- [3] M. Bevilacqua and M. Braglia, "The analytic hierarchy process applied to maintenance strategy selection," *Reliability Engineering & System Safety*, vol. 70, no. 1, pp. 71–83, 2000.
- [4] K.-A. Nguyen, P. Do, and A. Grall, "Multi-level predictive maintenance for multi-component systems," *Reliability engineering & system safety*, vol. 144, pp. 83–94, 2015.
- [5] J. Wang, L. Zhang, L. Duan, and R. X. Gao, "A new paradigm of cloud-based predictive maintenance for intelligent manufacturing," *Journal of Intelligent Manufacturing*, vol. 28, no. 5, pp. 1125–1137, 2017.
- [6] M. H. ur Rehman, E. Ahmed, I. A. T. Hashem, M. Imran, and S. Ahmad, "Big data analytics in industrial iot using a concentric computing model," *IEEE Communications Magazine*, vol. 56, no. 2, pp. 37–43, 2018.
- [7] D. Silver, A. Huang, C. J. Maddison *et al.*, "Mastering the game of Go with deep neural networks and tree search," *nature*, vol. 529, no. 7587, p. 484, 2016.
- [8] P. Sun, W. Feng, R. Han, S. Yan, and Y. Wen, "Optimizing network performance for distributed dnn training on gpu clusters: Imagenet/alexnet training in 1.5 minutes," *arXiv preprint arXiv:1902.06855*, 2019.
- [9] H. Wang and H. Pham, "Reliability and optimal maintenance of series systems with imperfect repair and dependence," *Reliability and Optimal Maintenance*, pp. 91–110, 2006.
- [10] R. Zhao, R. Yan, Z. Chen, K. Mao, P. Wang, and R. X. Gao, "Deep learning and its applications to machine health monitoring," *Mechanical Systems and Signal Processing*, vol. 115, pp. 213–237, 2019.
- [11] S. Khan and T. Yairi, "A review on the application of deep learning in system health management," *Mechanical Systems and Signal Processing*, vol. 107, pp. 241–265, 2018.
- [12] S. Zhang, S. Zhang, B. Wang, and T. G. Habetler, "Machine learning and deep learning algorithms for bearing fault diagnostics-a comprehensive review," *arXiv preprint arXiv:1901.08247*, 2019.
- [13] D.-T. Hoang and H.-J. Kang, "A survey on deep learning based bearing fault diagnosis," *Neurocomputing*, vol. 335, pp. 327–335, 2019.
- [14] R. Liu, B. Yang, E. Zio, and X. Chen, "Artificial intelligence for fault diagnosis of rotating machinery: A review," *Mechanical Systems and Signal Processing*, vol. 108, pp. 33–47, 2018.
- [15] S. Katipamula and M. R. Brambley, "Methods for fault detection, diagnostics, and prognostics for building systemsa review, part i," *Hvac&R Research*, vol. 11, no. 1, pp. 3–25, 2005.
- [16] S. Baltazar, C. Li, H. Daniel, and J. V. de Oliveira, "A review on neurocomputing based wind turbines fault diagnosis and prognosis," in *2018 Prognostics and System Health Management Conference (PHM-Chongqing)*, pp. 437–443. IEEE, 2018.
- [17] I. Remadna, S. L. Terrissa, R. Zemouri, and S. Ayad, "An overview on the deep learning based prognostic," in *2018 International Conference on Advanced Systems and Electric Technologies (IC_ASET)*, pp. 196–200. IEEE, 2018.
- [18] Y. Lei, N. Li, L. Guo, N. Li, T. Yan, and J. Lin, "Machinery health prognostics: A systematic review from data acquisition to rul prediction," *Mechanical Systems and Signal Processing*, vol. 104, pp. 799–834, 2018.
- [19] R. K. Mobley, *An introduction to predictive maintenance*. Elsevier, 2002.
- [20] L. Swanson, "Linking maintenance strategies to performance," *International journal of production economics*, vol. 70, no. 3, pp. 237–244, 2001.
- [21] J. Wan, S. Tang, D. Li, S. Wang, C. Liu, H. Abbas, and A. V. Vasilakos, "A manufacturing big data solution for active preventive maintenance," *IEEE Transactions on Industrial Informatics*, vol. 13, no. 4, pp. 2039–2047, 2017.
- [22] I. Gertsbakh, *Reliability theory: with applications to preventive maintenance*. Springer, 2013.
- [23] R. Ahmad and S. Kamaruddin, "An overview of time-based and condition-based maintenance in industrial application," *Computers & Industrial Engineering*, vol. 63, no. 1, pp. 135–149, 2012.
- [24] C. E. Ebeling, *An introduction to reliability and maintainability engineering*. Tata McGraw-Hill Education, 2004.
- [25] R. F. Cook, "Long-term ceramic reliability analysis including the crack-velocity threshold and the bathtub curve," *Journal of the American Ceramic Society*, vol. 101, no. 12, pp. 5732–5744, 2018.
- [26] M. S. Alvarez-Alvarado and D. Jayaweera, "Bathtub curve as a markovian process to describe the reliability of repairable components," *IET Generation, Transmission Distribution*, vol. 12, no. 21, pp. 5683–5689, 2018.
- [27] J. H. Williams, A. Davies, and P. R. Drake, *Condition-based maintenance and machine diagnostics*. Springer Science & Business Media, 1994.
- [28] "ISO 13374, Condition monitoring and diagnostics of machines data processing, communication and presentation." [Online]. Available: <https://www.iso.org/standard/21832.html>
- [29] "MIMOSA OSA-CBM." [Online]. Available: <http://www.mimosa.org/mimosa-osa-cbm/>
- [30] M. Lebold, K. Reichard, C. S. Byington, and R. Orsagh, "Osa-cbm architecture development with emphasis on xml implementations," in *Maintenance and Reliability Conference (MARCON)*, pp. 6–8, 2002.
- [31] Q. Zhang, L. Cheng, and R. Boutaba, "Cloud computing: state-of-the-art and research challenges," *Journal of Internet Services and Applications*, vol. 1, no. 1, pp. 7–18, May 2010.
- [32] Y. Ran, J. Yang, S. Zhang, and H. Xi, "Dynamic iaas computing resource provisioning strategy with qos constraint," *IEEE Transactions on Services Computing*, vol. 10, no. 2, pp. 190–202, March 2017.
- [33] X. Xu, "From cloud computing to cloud manufacturing," *Robotics and computer-integrated manufacturing*, vol. 28, no. 1, pp. 75–86, 2012.
- [34] R. Gao, L. Wang, R. Teti, D. Dornfeld, S. Kumara, M. Mori, and M. Helu, "Cloud-enabled prognosis for manufacturing," *CIRP annals*, vol. 64, no. 2, pp. 749–772, 2015.
- [35] D. Mourtzis, E. Vlachou, N. Milas, and N. Xanthopoulos, "A cloud-based approach for maintenance of machine tools and equipment based on shop-floor monitoring," *Procedia Cirp*, vol. 41, pp. 655–660, 2016.
- [36] D. Mourtzis and E. Vlachou, "A cloud-based cyber-physical system for adaptive shop-floor scheduling and condition-based maintenance," *Journal of manufacturing systems*, vol. 47, pp. 179–198, 2018.
- [37] B. Edrington, B. Zhao, A. Hansel, M. Mori, and M. Fujishima, "Machine monitoring system based on mtconnect technology," *Procedia Cirp*, vol. 22, pp. 92–97, 2014.
- [38] "MTConnect." [Online]. Available: <https://www.mtconnect.org/standard-download20181>
- [39] A. Cachada, J. Barbosa, P. Leitão, C. A. Grcaldcs, L. Deusdado, J. Costa, C. Teixeira, J. Teixeira, A. H. Moreira, P. Miguel *et al.*, "Maintenance 4.0: Intelligent and predictive maintenance system architecture," in *2018 IEEE 23rd International Conference on Emerging Technologies and Factory Automation (ETFA)*, vol. 1, pp. 139–146. IEEE, 2018.
- [40] Z. Li, K. Wang, and Y. He, "Industry 4.0-potentials for predictive maintenance," in *6th International Workshop of Advanced Manufacturing and Automation*. Atlantis Press, 2016.
- [41] D. O. Chukwueke, P. Schjøberg, H. Rødseth, and A. Stuber, "Reliable, robust and resilient systems: towards development of a predictive maintenance concept within the industry 4.0 environment," in *EFNMS Euro Maintenance Conference*, 2016.
- [42] K. Wang, "Intelligent predictive maintenance (ipdm) system-industry 4.0 scenario," *WIT Transactions on Engineering Sciences*, vol. 113, pp. 259–268, 2016.
- [43] M. Haarman, M. Mulders, and C. CVassiliadis, "Predictive maintenance 4.0-predict the unpredictable," *PwC and Mainnovation*, 2017.
- [44] Z. Li, Y. Wang, and K.-S. Wang, "Intelligent predictive maintenance for fault diagnosis and prognosis in machine centers: Industry 4.0 scenario," *Advances in Manufacturing*, vol. 5, no. 4, pp. 377–387, 2017.
- [45] J. Lee, B. Bagheri, and H.-A. Kao, "A cyber-physical systems architecture for industry 4.0-based manufacturing systems," *Manufacturing letters*, vol. 3, pp. 18–23, 2015.
- [46] F. Civerchia, S. Bocchino, C. Salvadori, E. Rossi, L. Maggiani, and M. Petracca, "Industrial internet of things monitoring solution for advanced predictive maintenance applications," *Journal of Industrial Information Integration*, vol. 7, pp. 4–12, 2017.
- [47] R. Baheti and H. Gill, "Cyber-physical systems," *The impact of control technology*, vol. 12, no. 1, pp. 161–166, 2011.
- [48] L. Atzori, A. Iera, and G. Morabito, "The internet of things: A survey," *Computer networks*, vol. 54, no. 15, pp. 2787–2805, 2010.
- [49] Y. Zhang, S. Ren, Y. Liu, and S. Si, "A big data analytics architecture for cleaner manufacturing and maintenance processes of complex products," *Journal of Cleaner Production*, vol. 142, pp. 626–641, 2017.
- [50] R. Sipos, D. Fradkin, F. Moerchen, and Z. Wang, "Log-based predictive maintenance," in *Proceedings of the 20th ACM SIGKDD international conference on knowledge discovery and data mining*, pp. 1867–1876.

- ACM, 2014.
- [51] J. Wang, L. Ye, R. X. Gao, C. Li, and L. Zhang, "Digital twin for rotating machinery fault diagnosis in smart manufacturing," *International Journal of Production Research*, pp. 1–15, 2018.
- [52] "Senseye." [Online]. Available: <https://www.senseye.io>
- [53] V. Negandhi, L. Sreenivasan, R. Giffen, M. Sewak, A. Rajasekharan *et al.*, *IBM predictive maintenance and quality 2.0 technical overview*. IBM Redbooks, 2015.
- [54] M.-Y. You, L. Li, G. Meng, and J. Ni, "Cost-effective updated sequential predictive maintenance policy for continuously monitored degrading systems," *IEEE Transactions on Automation Science and Engineering*, vol. 7, no. 2, pp. 257–265, 2009.
- [55] A. Grall, L. Dieulle, C. Bérenguer, and M. Roussignol, "Continuous-time predictive-maintenance scheduling for a deteriorating system," *IEEE transactions on reliability*, vol. 51, no. 2, pp. 141–150, 2002.
- [56] C. Gu, Y. He, X. Han, and Z. Chen, "Product quality oriented predictive maintenance strategy for manufacturing systems," in *2017 Prognostics and System Health Management Conference (PHM-Harbin)*, pp. 1–7. IEEE, 2017.
- [57] Y. He, X. Han, C. Gu, and Z. Chen, "Cost-oriented predictive maintenance based on mission reliability state for cyber manufacturing systems," *Advances in Mechanical Engineering*, vol. 10, no. 1, p. 1687814017751467, 2018.
- [58] C. Gu, Y. He, X. Han, and M. Xie, "Comprehensive cost oriented predictive maintenance based on mission reliability for a manufacturing system," in *2017 Annual Reliability and Maintainability Symposium (RAMS)*, pp. 1–7. IEEE, 2017.
- [59] J. A. Van der Weide, M. D. Pandey, and J. M. van Noortwijk, "Discounted cost model for condition-based maintenance optimization," *Reliability Engineering & System Safety*, vol. 95, no. 3, pp. 236–246, 2010.
- [60] R. Louhichi, M. Sallak, and J. Pelletan, "A cost model for predictive maintenance based on risk-assessment," 2019.
- [61] Q. Feng, L. Jiang, and D. W. Coit, "Reliability analysis and condition-based maintenance of systems with dependent degrading components based on thermodynamic physics-of-failure," *The International Journal of Advanced Manufacturing Technology*, vol. 86, no. 1-4, pp. 913–923, 2016.
- [62] T. Huang, B. Peng, D. W. Coit, and Z. Yu, "Degradation modeling and lifetime prediction considering effective shocks in a dynamic environment," *IEEE Transactions on Reliability*, 2019.
- [63] J. Shen, A. Elwany, and L. Cui, "Reliability analysis for multi-component systems with degradation interaction and categorized shocks," *Applied Mathematical Modelling*, vol. 56, pp. 487–500, 2018.
- [64] J. Li, J. Chen, and X. Zhang, "Time-dependent reliability analysis of deteriorating structures based on phase-type distributions," *IEEE Transactions on Reliability*, 2019.
- [65] S. Song, D. W. Coit, and Q. Feng, "Reliability analysis of multiple-component series systems subject to hard and soft failures with dependent shock effects," *IIE Transactions*, vol. 48, no. 8, pp. 720–735, 2016.
- [66] H. Gao, L. Cui, and Q. Qiu, "Reliability modeling for degradation-shock dependence systems with multiple species of shocks," *Reliability Engineering & System Safety*, vol. 185, pp. 133–143, 2019.
- [67] M. A. Gravette and K. Barker, "Achieved availability importance measure for enhancing reliability-centered maintenance decisions," *Proceedings of the Institution of Mechanical Engineers, Part O: Journal of Risk and Reliability*, vol. 229, no. 1, pp. 62–72, 2015.
- [68] H. Chouikhi, A. Khatab, and N. Rezg, "Condition-based maintenance for availability optimization of production system under environment constraints," in *9th International Conference on Modeling, Optimization*, 2012.
- [69] Q. Qiu, L. Cui, and H. Gao, "Availability and maintenance modelling for systems subject to multiple failure modes," *Computers & Industrial Engineering*, vol. 108, pp. 192–198, 2017.
- [70] Y. Zhu, E. A. Elsayed, H. Liao, and L.-Y. Chan, "Availability optimization of systems subject to competing risk," *European Journal of Operational Research*, vol. 202, no. 3, pp. 781–788, 2010.
- [71] M. Compare, L. Bellani, and E. Zio, "Availability model of a PHM-equipped component," *IEEE Transactions on Reliability*, vol. 66, no. 2, pp. 487–501, 2017.
- [72] Z. Tian, D. Lin, and B. Wu, "Condition based maintenance optimization considering multiple objectives," *Journal of Intelligent Manufacturing*, vol. 23, no. 2, pp. 333–340, 2012.
- [73] L. Lin, B. Luo, and S. Zhong, "Multi-objective decision-making model based on cbm for an aircraft fleet with reliability constraint," *International Journal of Production Research*, vol. 56, no. 14, pp. 4831–4848, 2018.
- [74] J. Zhao and L. Yang, "A bi-objective model for vessel emergency maintenance under a condition-based maintenance strategy," *Simulation*, vol. 94, no. 7, pp. 609–624, 2018.
- [75] Y. Xiang, D. W. Coit, and Z. Zhu, "A multi-objective joint burn-in and imperfect condition-based maintenance model for degradation-based heterogeneous populations," *Quality and Reliability Engineering International*, vol. 32, no. 8, pp. 2739–2750, 2016.
- [76] Y. Wang, S. Limmer, M. Olhofer, M. T. Emmerich, and T. Bäck, "Vehicle fleet maintenance scheduling optimization by multi-objective evolutionary algorithms," in *2019 IEEE Congress on Evolutionary Computation (CEC)*, pp. 442–449. IEEE, 2019.
- [77] S. Kim and D. M. Frangopol, "Multi-objective probabilistic optimum monitoring planning considering fatigue damage detection, maintenance, reliability, service life and cost," *Structural and Multidisciplinary Optimization*, vol. 57, no. 1, pp. 39–54, 2018.
- [78] G. Rinaldi, A. C. Pillai, P. R. Thies, and L. Johanning, "Multi-objective optimization of the operation and maintenance assets of an offshore wind farm using genetic algorithms," *Wind Engineering*, p. 0309524X19849826, 2019.
- [79] C. Letot, L. Equeter, C. Dutoit, and P. Dehombreux, "Updated operational reliability from degradation indicators and adaptive maintenance strategy," in *System Reliability*. IntechOpen, 2017.
- [80] H. Liao, E. A. Elsayed, and L.-Y. Chan, "Maintenance of continuously monitored degrading systems," *European Journal of Operational Research*, vol. 175, no. 2, pp. 821–835, 2006.
- [81] B. Liu, M. Xie, and W. Kuo, "Reliability modeling and preventive maintenance of load-sharing systems with degrading components," *IIE Transactions*, vol. 48, no. 8, pp. 699–709, 2016.
- [82] A. Konyas, "An ontology-based knowledge modelling for a sustainability assessment domain," *Sustainability*, vol. 10, no. 2, p. 300, 2018.
- [83] X. Wang, D. Zhang, T. Gu, H. K. Pung *et al.*, "Ontology based context modeling and reasoning using owl," in *Percom workshops*, vol. 18, p. 22. Citeseer, 2004.
- [84] B. Schmidt, L. Wang, and D. Galar, "Semantic framework for predictive maintenance in a cloud environment," *Procedia CIRP*, vol. 62, pp. 583–588, 2017.
- [85] D. L. Nuñez and M. Borsato, "Ontoprog: An ontology-based model for implementing prognostics health management in mechanical machines," *Advanced Engineering Informatics*, vol. 38, pp. 746–759, 2018.
- [86] G. Medina-Oliva, A. Voisin, M. Monnin, and J.-B. Leger, "Predictive diagnosis based on a fleet-wide ontology approach," *Knowledge-Based Systems*, vol. 68, pp. 40–57, 2014.
- [87] A. Voisin, G. Medina-Oliva, M. Monnin, J.-B. Leger, and B. Iung, "Fleet-wide diagnostic and prognostic assessment," in *Annual Conference of the Prognostics and Health Management Society 2013*, p. CDROM, 2013.
- [88] F. Xu, X. Liu, W. Chen, C. Zhou, and B. Cao, "Ontology-based method for fault diagnosis of loaders," *Sensors*, vol. 18, no. 3, p. 729, 2018.
- [89] Q. Cao, F. Giustozzi, C. Zanni-Merk, F. de Bertrand de Beuvron, and C. Reich, "Smart condition monitoring for industry 4.0 manufacturing processes: An ontology-based approach," *Cybernetics and Systems*, vol. 50, no. 2, pp. 82–96, 2019.
- [90] W. W. W. Consortium *et al.*, "A semantic web rule language combining owl and ruleml," <http://www.w3.org/Submission/SWRL>, 2004.
- [91] Y. Peng, M. Dong, and M. J. Zuo, "Current status of machine prognostics in condition-based maintenance: a review," *The International Journal of Advanced Manufacturing Technology*, vol. 50, no. 1-4, pp. 297–313, 2010.
- [92] M. Gul and E. Celik, "Fuzzy rule-based fine-kinney risk assessment approach for rail transportation systems," *Human and Ecological Risk Assessment: An International Journal*, vol. 24, no. 7, pp. 1786–1812, 2018.
- [93] E. Kharlamov, G. Mehdi, O. Savković, G. Xiao, E. G. Kalaycı, and M. Roshchin, "Semantically-enhanced rule-based diagnostics for industrial internet of things: The sdrl language and case study for siemens trains and turbines," *Journal of Web Semantics*, vol. 56, pp. 11–29, 2019.
- [94] T. Berredjem and M. Benidir, "Bearing faults diagnosis using fuzzy expert system relying on an improved range overlaps and similarity method," *Expert Systems with Applications*, vol. 108, pp. 134–142, 2018.
- [95] V. Martínez-Martínez, F. J. Gomez-Gil, J. Gomez-Gil, and R. Ruiz-Gonzalez, "An artificial neural network based expert system fitted with genetic algorithms for detecting the status of several rotary components in agro-industrial machines using a single vibration signal," *Expert*

- Systems with Applications*, vol. 42, no. 17-18, pp. 6433–6441, 2015.
- [96] S. Liu, L. Xu, Q. Li, X. Zhao, and D. Li, "Fault diagnosis of water quality monitoring devices based on multiclass support vector machines and rule-based decision trees," *IEEE Access*, vol. 6, pp. 22 184–22 195, 2018.
- [97] S. Antomarioni, O. Pisacane, D. Potena, M. Bevilacqua, F. E. Ciarapica, and C. Diamantini, "A predictive association rule-based maintenance policy to minimize the probability of breakages: application to an oil refinery," *The International Journal of Advanced Manufacturing Technology*, pp. 1–15, 2019.
- [98] B. Grabot, "Rule mining in maintenance: Analysing large knowledge bases," *Computers & Industrial Engineering*, 2018.
- [99] A. Lucifredi, C. Mazzieri, and M. Rossi, "Application of multiregressive linear models, dynamic kriging models and neural network models to predictive maintenance of hydroelectric power systems," *Mechanical systems and signal processing*, vol. 14, no. 3, pp. 471–494, 2000.
- [100] Z. Tian and H. Liao, "Condition based maintenance optimization for multi-component systems using proportional hazards model," *Reliability Engineering & System Safety*, vol. 96, no. 5, pp. 581–589, 2011.
- [101] L. Zhang, Z. Mu, and C. Sun, "Remaining useful life prediction for lithium-ion batteries based on exponential model and particle filter," *IEEE Access*, vol. 6, pp. 17 729–17 740, 2018.
- [102] M. Sevegnani and M. Calder, "Stochastic model checking for predicting component failures and service availability," *IEEE Transactions on Dependable and Secure Computing*, 2017.
- [103] J. I. Aizpurua, V. M. Catterson, I. F. Abdulhadi, and M. S. Garcia, "A model-based hybrid approach for circuit breaker prognostics encompassing dynamic reliability and uncertainty," *IEEE Transactions on Systems, Man, and Cybernetics: Systems*, vol. 48, no. 9, pp. 1637–1648, 2018.
- [104] F. Cartella, J. Lemeire, L. Dimiccoli, and H. Sahli, "Hidden semi-markov models for predictive maintenance," *Mathematical Problems in Engineering*, vol. 2015, 2015.
- [105] N. Li, Y. Lei, T. Yan, N. Li, and T. Han, "A wiener-process-model-based method for remaining useful life prediction considering unit-to-unit variability," *IEEE Transactions on Industrial Electronics*, vol. 66, no. 3, pp. 2092–2101, 2019.
- [106] Z. Zhang, X. Si, C. Hu, and Y. Lei, "Degradation data analysis and remaining useful life estimation: A review on wiener-process-based methods," *European Journal of Operational Research*, vol. 271, no. 3, pp. 775–796, 2018.
- [107] N. Chen, Z.-S. Ye, Y. Xiang, and L. Zhang, "Condition-based maintenance using the inverse gaussian degradation model," *European Journal of Operational Research*, vol. 243, no. 1, pp. 190–199, 2015.
- [108] D. Pan, J.-B. Liu, and J. Cao, "Remaining useful life estimation using an inverse gaussian degradation model," *Neurocomputing*, vol. 185, pp. 64–72, 2016.
- [109] W. Wang, "Toward dynamic model-based prognostics for transmission gears," in *Component and Systems Diagnostics, Prognostics, and Health Management II*, vol. 4733, pp. 157–168. International Society for Optics and Photonics, 2002.
- [110] T. Heyns, P. S. Heyns, and J. P. De Villiers, "Combining synchronous averaging with a gaussian mixture model novelty detection scheme for vibration-based condition monitoring of a gearbox," *Mechanical Systems and Signal Processing*, vol. 32, pp. 200–215, 2012.
- [111] S. Hong and Z. Zhou, "Remaining useful life prognosis of bearing based on gauss process regression," in *2012 5th International Conference on BioMedical Engineering and Informatics*, pp. 1575–1579. IEEE, 2012.
- [112] K. A. Loparo, A. H. Falah, and M. L. Adams, "Model-based fault detection and diagnosis in rotating machinery," in *Proceedings of the Tenth International Congress on Sound and Vibration, Stockholm, Sweden*, pp. 1299–1306, 2003.
- [113] A. K. Jalan and A. Mohanty, "Model based fault diagnosis of a rotor-bearing system for misalignment and unbalance under steady-state condition," *Journal of sound and vibration*, vol. 327, no. 3-5, pp. 604–622, 2009.
- [114] W. O. L. Vianna and T. Yoneyama, "Predictive maintenance optimization for aircraft redundant systems subjected to multiple wear profiles," *IEEE Systems Journal*, vol. 12, no. 2, pp. 1170–1181, 2018.
- [115] N. Cauchi, K. Macek, and A. Abate, "Model-based predictive maintenance in building automation systems with user discomfort," *Energy*, vol. 138, pp. 306–315, 2017.
- [116] M. C. O. Keizer, S. D. P. Flapper, and R. H. Teunter, "Condition-based maintenance policies for systems with multiple dependent components: A review," *European Journal of Operational Research*, vol. 261, no. 2, pp. 405–420, 2017.
- [117] O. Prakash, A. K. Samantaray, and R. Bhattacharyya, "Model-based multi-component adaptive prognosis for hybrid dynamical systems," *Control Engineering Practice*, vol. 72, pp. 1–18, 2018.
- [118] J. Hu, L. Zhang, and W. Liang, "Opportunistic predictive maintenance for complex multi-component systems based on dbn-hazop model," *Process Safety and Environmental Protection*, vol. 90, no. 5, pp. 376–388, 2012.
- [119] H. Hong, W. Zhou, S. Zhang, and W. Ye, "Optimal condition-based maintenance decisions for systems with dependent stochastic degradation of components," *Reliability Engineering & System Safety*, vol. 121, pp. 276–288, 2014.
- [120] J. Luo, M. Namburu, K. R. Pattipati, L. Qiao, and S. Chigusa, "Integrated model-based and data-driven diagnosis of automotive antilock braking systems," *IEEE Transactions on Systems, Man, and Cybernetics-Part A: Systems and Humans*, vol. 40, no. 2, pp. 321–336, 2010.
- [121] J. Liang and R. Du, "Model-based fault detection and diagnosis of hvac systems using support vector machine method," *International Journal of Refrigeration*, vol. 30, no. 6, pp. 1104–1114, 2007.
- [122] D. Jung, K. Y. Ng, E. Frisk, and M. Krysanter, "Combining model-based diagnosis and data-driven anomaly classifiers for fault isolation," *Control Engineering Practice*, vol. 80, pp. 146–156, 2018.
- [123] A. Slimani, P. Ribot, E. Chanthery, and N. Rachedi, "Fusion of model-based and data-based fault diagnosis approaches," *IFAC-PapersOnLine*, vol. 51, no. 24, pp. 1205–1211, 2018.
- [124] B. Samanta and K. Al-Balushi, "Artificial neural network based fault diagnostics of rolling element bearings using time-domain features," *Mechanical systems and signal processing*, vol. 17, no. 2, pp. 317–328, 2003.
- [125] W. Teng, X. Zhang, Y. Liu, A. Kusiak, and Z. Ma, "Prognosis of the remaining useful life of bearings in a wind turbine gearbox," *Energies*, vol. 10, no. 1, p. 32, 2016.
- [126] M. Elforjani and S. Shanbr, "Prognosis of bearing acoustic emission signals using supervised machine learning," *IEEE Transactions on industrial electronics*, vol. 65, no. 7, pp. 5864–5871, 2017.
- [127] I. M. Karmacharya and R. Gokaraju, "Fault location in ungrounded photovoltaic system using wavelets and ann," *IEEE Transactions on Power Delivery*, vol. 33, no. 2, pp. 549–559, 2017.
- [128] A. Sharma, R. Jigyasu, L. Mathew, and S. Chatterji, "Bearing fault diagnosis using frequency domain features and artificial neural networks," in *Information and Communication Technology for Intelligent Systems*. Springer, 2019, pp. 539–547.
- [129] M. Jamil, S. K. Sharma, and R. Singh, "Fault detection and classification in electrical power transmission system using artificial neural network," *SpringerPlus*, vol. 4, no. 1, p. 334, 2015.
- [130] W. Chine, A. Mellit, V. Lughi, A. Malek, G. Sulligoi, and A. M. Pavan, "A novel fault diagnosis technique for photovoltaic systems based on artificial neural networks," *Renewable Energy*, vol. 90, pp. 501–512, 2016.
- [131] W. Chine and A. Mellit, "Ann-based fault diagnosis technique for photovoltaic strings," in *2017 5th International Conference on Electrical Engineering-Boumerdes (ICEE-B)*, pp. 1–4. IEEE, 2017.
- [132] I. Abdallah, V. Dertimanis, H. Mylonas, K. Tatsis, E. Chatzi, N. Dervilis, K. Worden, and E. Maguire, "Fault diagnosis of wind turbine structures using decision tree learning algorithms with big data," *Safety and Reliability-Safe Societies in a Changing World*, pp. 3053–3061, 2018.
- [133] G. Li, H. Chen, Y. Hu, J. Wang, Y. Guo, J. Liu, H. Li, R. Huang, H. Lv, and J. Li, "An improved decision tree-based fault diagnosis method for practical variable refrigerant flow system using virtual sensor-based fault indicators," *Applied Thermal Engineering*, vol. 129, pp. 1292–1303, 2018.
- [134] R. Benkercha and S. Moulahoum, "Fault detection and diagnosis based on c4. 5 decision tree algorithm for grid connected pv system," *Solar Energy*, vol. 173, pp. 610–634, 2018.
- [135] L. Kou, Y. Qin, X. Zhao, and Y. Fu, "Integrating synthetic minority oversampling and gradient boosting decision tree for bogie fault diagnosis in rail vehicles," *Proceedings of the Institution of Mechanical Engineers, Part F: Journal of Rail and Rapid Transit*, vol. 233, no. 3, pp. 312–325, 2019.
- [136] S. S. Patil and V. M. Phalle, "Fault detection of anti-friction bearing using adaboost decision tree," in *Computational Intelligence: Theories, Applications and Future Directions-Volume I*. Springer, 2019, pp. 565–575.
- [137] P. Santos, L. Villa, A. Reñones, A. Bustillo, and J. Maudes, "An svm-based solution for fault detection in wind turbines," *Sensors*, vol. 15, no. 3, pp. 5627–5648, 2015.

- [138] A. Soualhi, K. Medjaher, and N. Zerhouni, "Bearing health monitoring based on hilbert-huang transform, support vector machine, and regression," *IEEE Transactions on Instrumentation and Measurement*, vol. 64, no. 1, pp. 52–62, 2015.
- [139] K. Sun, G. Li, H. Chen, J. Liu, J. Li, and W. Hu, "A novel efficient svm-based fault diagnosis method for multi-split air conditioning systems refrigerant charge fault amount," *Applied Thermal Engineering*, vol. 108, pp. 989–998, 2016.
- [140] H. Han, X. Cui, Y. Fan, and H. Qing, "Least squares support vector machine (ls-svm)-based chiller fault diagnosis using fault indicative features," *Applied Thermal Engineering*, 2019.
- [141] X. Zhu, J. Xiong, and Q. Liang, "Fault diagnosis of rotation machinery based on support vector machine optimized by quantum genetic algorithm," *IEEE Access*, vol. 6, pp. 33 583–33 588, 2018.
- [142] D. K. Appana, M. R. Islam, and J.-M. Kim, "Reliable fault diagnosis of bearings using distance and density similarity on an enhanced k-nn," in *Australasian Conference on Artificial Life and Computational Intelligence*, pp. 193–203. Springer, 2017.
- [143] P. Baraldi, F. Cannarile, F. Di Maio, and E. Zio, "Hierarchical k-nearest neighbours classification and binary differential evolution for fault diagnostics of automotive bearings operating under variable conditions," *Engineering Applications of Artificial Intelligence*, vol. 56, pp. 1–13, 2016.
- [144] S. Uddin, M. Islam, S. A. Khan, J. Kim, J.-M. Kim, S.-M. Sohn, B.-K. Choi *et al.*, "Distance and density similarity based enhanced-nn classifier for improving fault diagnosis performance of bearings," *Shock and Vibration*, vol. 2016, 2016.
- [145] J. Tian, C. Morillo, M. H. Azarian, and M. Pecht, "Motor bearing fault detection using spectral kurtosis-based feature extraction coupled with k-nearest neighbor distance analysis," *IEEE Transactions on Industrial Electronics*, vol. 63, no. 3, pp. 1793–1803, 2016.
- [146] J. Xiong, Q. Zhang, G. Sun, X. Zhu, M. Liu, and Z. Li, "An information fusion fault diagnosis method based on dimensionless indicators with static discounting factor and knn," *IEEE Sensors Journal*, vol. 16, no. 7, pp. 2060–2069, 2016.
- [147] S. R. Madeti and S. Singh, "Modeling of pv system based on experimental data for fault detection using knn method," *Solar Energy*, vol. 173, pp. 139–151, 2018.
- [148] M. E. Orchard and G. J. Vachtsevanos, "A particle-filtering approach for on-line fault diagnosis and failure prognosis," *Transactions of the Institute of Measurement and Control*, vol. 31, no. 3–4, pp. 221–246, 2009.
- [149] N. Daroogheh, N. Meskin, and K. Khorasani, "A dual particle filter-based fault diagnosis scheme for nonlinear systems," *IEEE transactions on control systems technology*, vol. 26, no. 4, pp. 1317–1334, 2018.
- [150] R. Sun, F. Tsung, and L. Qu, "Evolving kernel principal component analysis for fault diagnosis," *Computers & Industrial Engineering*, vol. 53, no. 2, pp. 361–371, 2007.
- [151] X. Deng, X. Tian, S. Chen, and C. J. Harris, "Nonlinear process fault diagnosis based on serial principal component analysis," *IEEE transactions on neural networks and learning systems*, vol. 29, no. 3, pp. 560–572, 2018.
- [152] Y. Lei, D. Han, J. Lin, and Z. He, "Planetary gearbox fault diagnosis using an adaptive stochastic resonance method," *Mechanical Systems and Signal Processing*, vol. 38, no. 1, pp. 113–124, 2013.
- [153] X. Liu, H. Liu, J. Yang, G. Litak, G. Cheng, and S. Han, "Improving the bearing fault diagnosis efficiency by the adaptive stochastic resonance in a new nonlinear system," *Mechanical Systems and Signal Processing*, vol. 96, pp. 58–76, 2017.
- [154] F. Zhong, T. Shi, and T. He, "Fault diagnosis of motor bearing using self-organizing maps," in *2005 International Conference on Electrical Machines and Systems*, vol. 3, pp. 2411–2414. IEEE, 2005.
- [155] A. Rai and S. H. Upadhyay, "Intelligent bearing performance degradation assessment and remaining useful life prediction based on self-organising map and support vector regression," *Proceedings of the Institution of Mechanical Engineers, Part C: Journal of Mechanical Engineering Science*, vol. 232, no. 6, pp. 1118–1132, 2018.
- [156] B. Rao, P. S. Pai, and T. Nagabhushana, "Failure diagnosis and prognosis of rolling-element bearings using artificial neural networks: A critical overview," in *Journal of Physics: Conference Series*, vol. 364, no. 1, p. 012023. IOP Publishing, 2012.
- [157] B. Sreejith, A. Verma, and A. Srividya, "Fault diagnosis of rolling element bearing using time-domain features and neural networks," in *2008 IEEE Region 10 and the Third International Conference on Industrial and Information Systems*, pp. 1–6. IEEE, 2008.
- [158] V. Srinivasan, C. Eswaran *et al.*, "Artificial neural network based epileptic detection using time-domain and frequency-domain features," *Journal of Medical Systems*, vol. 29, no. 6, pp. 647–660, 2005.
- [159] J. R. Quinlan, "Improved use of continuous attributes in c4.5," *Journal of artificial intelligence research*, vol. 4, pp. 77–90, 1996.
- [160] V. Mathew, T. Toby, V. Singh, B. M. Rao, and M. G. Kumar, "Prediction of remaining useful lifetime (rul) of turbofan engine using machine learning," in *2017 IEEE International Conference on Circuits and Systems (ICCS)*, pp. 306–311, Dec 2017.
- [161] Z. Zheng, J. Peng, K. Deng, K. Gao, H. Li, B. Chen, Y. Yang, and Z. Huang, "A novel method for lithium-ion battery remaining useful life prediction using time window and gradient boosting decision trees," in *2019 10th International Conference on Power Electronics and ECCE Asia (ICPE 2019-ECCE Asia)*, pp. 3297–3302. IEEE, 2019.
- [162] A. Bakir, M. Zaman, A. Hassan, and M. Hamid, "Prediction of remaining useful life for mech equipment using regression," in *Journal of Physics: Conference Series*, vol. 1150, no. 1, p. 012012. IOP Publishing, 2019.
- [163] W. Yan and J.-H. Zhou, "Predictive modeling of aircraft systems failure using term frequency-inverse document frequency and random forest," in *2017 IEEE International Conference on Industrial Engineering and Engineering Management (IEEM)*, pp. 828–831. IEEE, 2017.
- [164] J. Shi, N. Niu, and X. Zhu, "A fault diagnosis method for multi-condition system based on random forest," in *2019 Prognostics and System Health Management Conference (PHM-Paris)*, pp. 350–355. IEEE, 2019.
- [165] Z. Chen, F. Han, L. Wu, J. Yu, S. Cheng, P. Lin, and H. Chen, "Random forest based intelligent fault diagnosis for pv arrays using array voltage and string currents," *Energy conversion and management*, vol. 178, pp. 250–264, 2018.
- [166] D. Wu, C. Jennings, J. Terpenney, R. X. Gao, and S. Kumara, "A comparative study on machine learning algorithms for smart manufacturing: tool wear prediction using random forests," *Journal of Manufacturing Science and Engineering*, vol. 139, no. 7, p. 071018, 2017.
- [167] S. Patil, A. Patil, V. Handikherkar, S. Desai, V. M. Phalle, and F. S. Kazi, "Remaining useful life (rul) prediction of rolling element bearing using random forest and gradient boosting technique," in *ASME 2018 International Mechanical Engineering Congress and Exposition*. American Society of Mechanical Engineers Digital Collection, 2018.
- [168] V. Vapnik, *The nature of statistical learning theory*. Springer science & business media, 2013.
- [169] J. Wei, G. Dong, and Z. Chen, "Remaining useful life prediction and state of health diagnosis for lithium-ion batteries using particle filter and support vector regression," *IEEE Transactions on Industrial Electronics*, vol. 65, no. 7, pp. 5634–5643, July 2018.
- [170] R. Khelif, B. Chebel-Morello, S. Malinowski, E. Laajili, F. Fnaiech, and N. Zerhouni, "Direct remaining useful life estimation based on support vector regression," *IEEE Transactions on industrial electronics*, vol. 64, no. 3, pp. 2276–2285, 2016.
- [171] Q. Zhao, X. Qin, H. Zhao, and W. Feng, "A novel prediction method based on the support vector regression for the remaining useful life of lithium-ion batteries," *Microelectronics Reliability*, vol. 85, pp. 99–108, 2018.
- [172] J. Du, W. Zhang, C. Zhang, and X. Zhou, "Battery remaining useful life prediction under coupling stress based on support vector regression," *Energy Procedia*, vol. 152, pp. 538–543, 2018.
- [173] W. Sui, D. Zhang, X. Qiu, W. Zhang, and L. Yuan, "Prediction of bearing remaining useful life based on mutual information and support vector regression model," in *IOP Conference Series: Materials Science and Engineering*, vol. 533, no. 1, p. 012032. IOP Publishing, 2019.
- [174] G. A. Susto, A. Schirru, S. Pampuri, S. McLoone, and A. Beghi, "Machine learning for predictive maintenance: A multiple classifier approach," *IEEE Transactions on Industrial Informatics*, vol. 11, no. 3, pp. 812–820, 2015.
- [175] Z. Liu, W. Mei, X. Zeng, C. Yang, and X. Zhou, "Remaining useful life estimation of insulated gate bipolar transistors (igbts) based on a novel volterra k-nearest neighbor optimally pruned extreme learning machine (vkopp) model using degradation data," *Sensors*, vol. 17, no. 11, p. 2524, 2017.
- [176] X.-l. Chen, P.-h. Wang, Y.-s. Hao, and M. Zhao, "Evidential knn-based condition monitoring and early warning method with applications in power plant," *Neurocomputing*, vol. 315, pp. 18–32, 2018.
- [177] W. Mao, J. Chen, X. Liang, and X. Zhang, "A new online detection approach for rolling bearing incipient fault via self-adaptive deep feature matching," *IEEE Transactions on Instrumentation and Measurement*, 2019.
- [178] F. Jia, Y. Lei, L. Guo, J. Lin, and S. Xing, "A neural network constructed by deep learning technique and its application to intelligent fault diagnosis of machines," *Neurocomputing*, vol. 272, pp. 619–628,

- 2018.
- [179] W. Lu, X. Wang, C. Yang, and T. Zhang, "A novel feature extraction method using deep neural network for rolling bearing fault diagnosis," in *The 27th Chinese Control and Decision Conference (2015 CCDC)*, pp. 2427–2431. IEEE, 2015.
- [180] Z. Wang, J. Wang, and Y. Wang, "An intelligent diagnosis scheme based on generative adversarial learning deep neural networks and its application to planetary gearbox fault pattern recognition," *Neurocomputing*, vol. 310, pp. 213–222, 2018.
- [181] X. Zhao, J. Wu, Y. Zhang, Y. Shi, and L. Wang, "Fault diagnosis of motor in frequency domain signal by stacked de-noising auto-encoder," *Computers, Materials & Continua*, vol. 57, pp. 223–242, 01 2018.
- [182] J. Yuan, K. Wang, and Y. Wang, "Deep learning approach to multiple features sequence analysis in predictive maintenance," in *International Workshop of Advanced Manufacturing and Automation*, pp. 581–590. Springer, 2017.
- [183] Z. Chen and W. Li, "Multisensor feature fusion for bearing fault diagnosis using sparse autoencoder and deep belief network," *IEEE Transactions on Instrumentation and Measurement*, vol. 66, no. 7, pp. 1693–1702, 2017.
- [184] M. Ma, C. Sun, and X. Chen, "Deep coupling autoencoder for fault diagnosis with multimodal sensory data," *IEEE Transactions on Industrial Informatics*, vol. 14, no. 3, pp. 1137–1145, 2018.
- [185] H. Shao, H. Jiang, H. Zhao, and F. Wang, "A novel deep autoencoder feature learning method for rotating machinery fault diagnosis," *Mechanical Systems and Signal Processing*, vol. 95, pp. 187–204, 2017.
- [186] Y. Qi, C. Shen, D. Wang, J. Shi, X. Jiang, and Z. Zhu, "Stacked sparse autoencoder-based deep network for fault diagnosis of rotating machinery," *IEEE Access*, vol. 5, pp. 15 066–15 079, 2017.
- [187] C. Lu, Z.-Y. Wang, W.-L. Qin, and J. Ma, "Fault diagnosis of rotary machinery components using a stacked denoising autoencoder-based health state identification," *Signal Processing*, vol. 130, pp. 377–388, 2017.
- [188] X. Li, Z. Liu, Y. Qu, and D. He, "Unsupervised gear fault diagnosis using raw vibration signal based on deep learning," in *2018 Prognostics and System Health Management Conference (PHM-Chongqing)*, pp. 1025–1030. IEEE, 2018.
- [189] H. Yu, K. Wang, Y. Li, and W. Zhao, "Representation learning with class level autoencoder for intelligent fault diagnosis," *IEEE Signal Processing Letters*, vol. 26, no. 10, pp. 1476–1480, 2019.
- [190] F. Lv, C. Wen, M. Liu, and Z. Bao, "Weighted time series fault diagnosis based on a stacked sparse autoencoder," *Journal of Chemometrics*, vol. 31, no. 9, p. e2912, 2017.
- [191] W. Sun, S. Shao, R. Zhao, R. Yan, X. Zhang, and X. Chen, "A sparse auto-encoder-based deep neural network approach for induction motor faults classification," *Measurement*, vol. 89, pp. 171–178, 2016.
- [192] S. Haidong, J. Hongkai, L. Xingqiu, and W. Shuaipeng, "Intelligent fault diagnosis of rolling bearing using deep wavelet auto-encoder with extreme learning machine," *Knowledge-Based Systems*, vol. 140, pp. 1–14, 2018.
- [193] M. Roy, S. K. Bose, B. Kar, P. K. Gopalakrishnan, and A. Basu, "A stacked autoencoder neural network based automated feature extraction method for anomaly detection in on-line condition monitoring," in *2018 IEEE Symposium Series on Computational Intelligence (SSCI)*, pp. 1501–1507. IEEE, 2018.
- [194] R. Thirukovalluru, S. Dixit, R. K. Sevakula, N. K. Verma, and A. Salour, "Generating feature sets for fault diagnosis using denoising stacked auto-encoder," in *2016 IEEE International Conference on Prognostics and Health Management (ICPHM)*, pp. 1–7. IEEE, 2016.
- [195] B. Luo, H. Wang, H. Liu, B. Li, and F. Peng, "Early fault detection of machine tools based on deep learning and dynamic identification," *IEEE Transactions on Industrial Electronics*, vol. 66, no. 1, pp. 509–518, 2019.
- [196] G. Michau, Y. Hu, T. Palmé, and O. Fink, "Feature learning for fault detection in high-dimensional condition-monitoring signals," *arXiv preprint arXiv:1810.05550*, 2018.
- [197] G. Michau, "From data to physics: Signal processing for measurement head degradation," in *European Conference of the PHM Society 2018*, 2018.
- [198] J. Wen and H. Gao, "Degradation assessment for the ball screw with variational autoencoder and kernel density estimation," *Advances in Mechanical Engineering*, vol. 10, no. 9, p. 1687814018797261, 2018.
- [199] P. Lin and J. Tao, "A novel bearing health indicator construction method based on ensemble stacked autoencoder," in *2019 IEEE International Conference on Prognostics and Health Management (ICPHM)*, pp. 1–9. IEEE, 2019.
- [200] M. Xia, T. Li, T. Shu, J. Wan, Z. Wang *et al.*, "A two-stage approach for the remaining useful life prediction of bearings using deep neural networks," *IEEE Transactions on Industrial Informatics*, 2018.
- [201] L. Ren, L. Zhao, S. Hong, S. Zhao, H. Wang, and L. Zhang, "Remaining useful life prediction for lithium-ion battery: A deep learning approach," *IEEE Access*, vol. 6, pp. 50 587–50 598, 2018.
- [202] J. Ma, H. Su, W.-l. Zhao, and B. Liu, "Predicting the remaining useful life of an aircraft engine using a stacked sparse autoencoder with multilayer self-learning," *Complexity*, vol. 2018, 2018.
- [203] H. Yan, J. Wan, C. Zhang, S. Tang, Q. Hua, and Z. Wang, "Industrial big data analytics for prediction of remaining useful life based on deep learning," *IEEE Access*, vol. 6, pp. 17 190–17 197, 2018.
- [204] Y. LeCun, Y. Bengio, and G. Hinton, "Deep learning," *nature*, vol. 521, no. 7553, p. 436, 2015.
- [205] Y. LeCun, B. E. Boser, J. S. Denker, D. Henderson, R. E. Howard, W. E. Hubbard, and L. D. Jackel, "Handwritten digit recognition with a back-propagation network," in *Advances in neural information processing systems*, pp. 396–404, 1990.
- [206] L. Jing, M. Zhao, P. Li, and X. Xu, "A convolutional neural network based feature learning and fault diagnosis method for the condition monitoring of gearbox," *Measurement*, vol. 111, pp. 1–10, 2017.
- [207] H. Qin, K. Xu, and L. Ren, "Rolling bearings fault diagnosis via 1d convolution networks," in *2019 IEEE 4th International Conference on Signal and Image Processing (ICSIP)*, pp. 617–621. IEEE, 2019.
- [208] X. Liu, Q. Zhou, and H. Shen, "Real-time fault diagnosis of rotating machinery using 1-d convolutional neural network," in *2018 5th International Conference on Soft Computing & Machine Intelligence (ISCMI)*, pp. 104–108. IEEE, 2018.
- [209] S. Kiranyaz, A. Gastli, L. Ben-Brahim, N. Alemadi, and M. Gabbouj, "Real-time fault detection and identification for mmc using 1d convolutional neural networks," *IEEE Transactions on Industrial Electronics*, 2018.
- [210] G. Li, C. Deng, J. Wu, X. Xu, X. Shao, and Y. Wang, "Sensor data-driven bearing fault diagnosis based on deep convolutional neural networks and s-transform," *Sensors*, vol. 19, no. 12, p. 2750, 2019.
- [211] Z. Chen, C. Li, and R.-V. Sanchez, "Gearbox fault identification and classification with convolutional neural networks," *Shock and Vibration*, vol. 2015, 2015.
- [212] J. Wang, Z. Mo, H. Zhang, and Q. Miao, "A deep learning method for bearing fault diagnosis based on time-frequency image," *IEEE Access*, vol. 7, pp. 42 373–42 383, 2019.
- [213] J. W. Oh and J. Jeong, "Convolutional neural network and 2-d image based fault diagnosis of bearing without retraining," in *Proceedings of the 2019 3rd International Conference on Compute and Data Analysis*, pp. 134–138. ACM, 2019.
- [214] Z. Jia, Z. Liu, C.-M. Vong, and M. Pecht, "A rotating machinery fault diagnosis method based on feature learning of thermal images," *IEEE Access*, vol. 7, pp. 12 348–12 359, 2019.
- [215] Z. Liu, J. Wang, L. Duan, T. Shi, and Q. Fu, "Infrared image combined with cnn based fault diagnosis for rotating machinery," in *2017 International Conference on Sensing, Diagnostics, Prognostics, and Control (SDPC)*, pp. 137–142. IEEE, 2017.
- [216] L. Guo, Y. Lei, N. Li, T. Yan, and N. Li, "Machinery health indicator construction based on convolutional neural networks considering trend burr," *Neurocomputing*, vol. 292, pp. 142–150, 2018.
- [217] Y. Yoo and J.-G. Baek, "A novel image feature for the remaining useful lifetime prediction of bearings based on continuous wavelet transform and convolutional neural network," *Applied Sciences*, vol. 8, no. 7, p. 1102, 2018.
- [218] C. Cheng, G. Ma, Y. Zhang, M. Sun, F. Teng, H. Ding, and Y. Yuan, "Online bearing remaining useful life prediction based on a novel degradation indicator and convolutional neural networks," *arXiv preprint arXiv:1812.03315*, 2018.
- [219] L. Ren, Y. Sun, H. Wang, and L. Zhang, "Prediction of bearing remaining useful life with deep convolution neural network," *IEEE Access*, vol. 6, pp. 13 041–13 049, 2018.
- [220] G. S. Babu, P. Zhao, and X.-L. Li, "Deep convolutional neural network based regression approach for estimation of remaining useful life," in *International conference on database systems for advanced applications*, pp. 214–228. Springer, 2016.
- [221] X. Li, W. Zhang, and Q. Ding, "Deep learning-based remaining useful life estimation of bearings using multi-scale feature extraction," *Reliability Engineering & System Safety*, vol. 182, pp. 208–218, 2019.
- [222] J. Zhu, N. Chen, and W. Peng, "Estimation of bearing remaining useful life based on multiscale convolutional neural network," *IEEE Transactions on Industrial Electronics*, vol. 66, no. 4, pp. 3208–3216, 2018.
- [223] B. Yang, R. Liu, and E. Zio, "Remaining useful life prediction

- based on a double-convolutional neural network architecture," *IEEE Transactions on Industrial Electronics*, vol. 66, no. 12, pp. 9521–9530, 2019.
- [224] L. Wen, Y. Dong, and L. Gao, "A new ensemble residual convolutional neural network for remaining useful life estimation," *Math. Biosci. Eng.*, vol. 16, pp. 862–880, 2019.
- [225] R. Liu, B. Yang, and A. G. Hauptmann, "Simultaneous bearing fault recognition and remaining useful life prediction using joint loss convolutional neural network," *IEEE Transactions on Industrial Informatics*, 2019.
- [226] L. Guo, N. Li, F. Jia, Y. Lei, and J. Lin, "A recurrent neural network based health indicator for remaining useful life prediction of bearings," *Neurocomputing*, vol. 240, pp. 98–109, 2017.
- [227] X. Li, H. Jiang, Y. Hu, and X. Xiong, "Intelligent fault diagnosis of rotating machinery based on deep recurrent neural network," in *2018 International Conference on Sensing, Diagnostics, Prognostics, and Control (SDPC)*, pp. 67–72. IEEE, 2018.
- [228] J. Yuan and Y. Tian, "An intelligent fault diagnosis method using gru neural network towards sequential data in dynamic processes," *Processes*, vol. 7, no. 3, p. 152, 2019.
- [229] K. Zhao and H. Shao, "Intelligent fault diagnosis of rolling bearing using adaptive deep gated recurrent unit," *Neural Processing Letters*, pp. 1–20, 2019.
- [230] R. Yang, M. Huang, Q. Lu, and M. Zhong, "Rotating machinery fault diagnosis using long-short-term memory recurrent neural network," *IFAC-PapersOnLine*, vol. 51, no. 24, pp. 228–232, 2018.
- [231] H. Zhao, S. Sun, and B. Jin, "Sequential fault diagnosis based on lstm neural network," *IEEE Access*, vol. 6, pp. 12 929–12 939, 2018.
- [232] J. Chen, H. Jing, Y. Chang, and Q. Liu, "Gated recurrent unit based recurrent neural network for remaining useful life prediction of nonlinear deterioration process," *Reliability Engineering & System Safety*, vol. 185, pp. 372–382, 2019.
- [233] J. Hong, Z. Wang, and Y. Yao, "Fault prognosis of battery system based on accurate voltage abnormality prognosis using long short-term memory neural networks," *Applied Energy*, vol. 251, p. 113381, 2019.
- [234] Y. Wu, M. Yuan, S. Dong, L. Lin, and Y. Liu, "Remaining useful life estimation of engineered systems using vanilla lstm neural networks," *Neurocomputing*, vol. 275, pp. 167–179, 2018.
- [235] Q. Wu, K. Ding, and B. Huang, "Approach for fault prognosis using recurrent neural network," *Journal of Intelligent Manufacturing*, pp. 1–13, 2018.
- [236] H. Miao, B. Li, C. Sun, and J. Liu, "Joint learning of degradation assessment and rul prediction for aero-engines via dual-task deep lstm networks," *IEEE Transactions on Industrial Informatics*, 2019.
- [237] Y. Ning, G. Wang, J. Yu, and H. Jiang, "A feature selection algorithm based on variable correlation and time correlation for predicting remaining useful life of equipment using rnn," in *2018 Condition Monitoring and Diagnosis (CMD)*, pp. 1–6. IEEE, 2018.
- [238] G. Niu, S. Tang, Z. Liu, G. Zhao, and B. Zhang, "Fault diagnosis and prognosis based on deep belief network and particle filtering," in *PHM Society Conference*, vol. 10, no. 1, 2018.
- [239] T. Liang, S. Wu, W. Duan, and R. Zhang, "Bearing fault diagnosis based on improved ensemble learning and deep belief network," in *Journal of Physics: Conference Series*, vol. 1074, no. 1, p. 012154. IOP Publishing, 2018.
- [240] T. Pan, J. Chen, and Z. Zhou, "Intelligent fault diagnosis of rolling bearing via deep-layerwise feature extraction using deep belief network," in *2018 International Conference on Sensing, Diagnostics, Prognostics, and Control (SDPC)*, pp. 509–514. IEEE, 2018.
- [241] C. Zhang, Y. He, L. Yuan, and S. Xiang, "Analog circuit incipient fault diagnosis method using dbn based features extraction," *IEEE Access*, vol. 6, pp. 23 053–23 064, 2018.
- [242] C. Shen, J. Xie, D. Wang, X. Jiang, J. Shi, and Z. Zhu, "Improved hierarchical adaptive deep belief network for bearing fault diagnosis," *Applied Sciences*, vol. 9, no. 16, p. 3374, 2019.
- [243] P. Tamilselvan and P. Wang, "Failure diagnosis using deep belief learning based health state classification," *Reliability Engineering & System Safety*, vol. 115, pp. 124–135, 2013.
- [244] H. Shao, H. Jiang, F. Wang, and Y. Wang, "Rolling bearing fault diagnosis using adaptive deep belief network with dual-tree complex wavelet packet," *ISA transactions*, vol. 69, pp. 187–201, 2017.
- [245] J. Zhu and T. Hu, "A novel pca-dbn based bearing fault diagnosis approach," in *International Conference on Machine Learning and Intelligent Communications*, pp. 455–464. Springer, 2019.
- [246] S. Wang, J. Xiang, Y. Zhong, and H. Tang, "A data indicator-based deep belief networks to detect multiple faults in axial piston pumps," *Mechanical Systems and Signal Processing*, vol. 112, pp. 154–170, 2018.
- [247] J. Deutsch and D. He, "Using deep learning-based approach to predict remaining useful life of rotating components," *IEEE Transactions on Systems, Man, and Cybernetics: Systems*, vol. 48, no. 1, pp. 11–20, 2017.
- [248] L. Li, Y. Peng, Y. Song, and D. Liu, "Lithium-ion battery remaining useful life prognostics using data-driven deep learning algorithm," in *2018 Prognostics and System Health Management Conference (PHM-Chongqing)*, pp. 1094–1100. IEEE, 2018.
- [249] H. Wang, H. Wang, G. Jiang, J. Li, and Y. Wang, "Early fault detection of wind turbines based on operational condition clustering and optimized deep belief network modeling," *Energies*, vol. 12, no. 6, p. 984, 2019.
- [250] G. Zhao, G. Zhang, Y. Liu, B. Zhang, and C. Hu, "Lithium-ion battery remaining useful life prediction with deep belief network and relevance vector machine," in *2017 IEEE International Conference on Prognostics and Health Management (ICPHM)*, pp. 7–13. IEEE, 2017.
- [251] I. Goodfellow, J. Pouget-Abadie, M. Mirza, B. Xu, D. Warde-Farley, S. Ozair, A. Courville, and Y. Bengio, "Generative adversarial nets," in *Advances in neural information processing systems*, pp. 2672–2680, 2014.
- [252] Y. O. Lee, J. Jo, and J. Hwang, "Application of deep neural network and generative adversarial network to industrial maintenance: A case study of induction motor fault detection," in *2017 IEEE International Conference on Big Data (Big Data)*, pp. 3248–3253. IEEE, 2017.
- [253] S. Suh, H. Lee, J. Jo, P. Lukowicz, and Y. O. Lee, "Generative oversampling method for imbalanced data on bearing fault detection and diagnosis," *Applied Sciences*, vol. 9, no. 4, p. 746, 2019.
- [254] S. Shao, P. Wang, and R. Yan, "Generative adversarial networks for data augmentation in machine fault diagnosis," *Computers in Industry*, vol. 106, pp. 85–93, 2019.
- [255] J. Wang, S. Li, B. Han, Z. An, H. Bao, and S. Ji, "Generalization of deep neural networks for imbalanced fault classification of machinery using generative adversarial networks," *IEEE Access*, vol. 7, pp. 111 168–111 180, 2019.
- [256] W. Mao, Y. Liu, L. Ding, and Y. Li, "Imbalanced fault diagnosis of rolling bearing based on generative adversarial network: A comparative study," *IEEE Access*, vol. 7, pp. 9515–9530, 2019.
- [257] S. Akcay, A. Atapour-Abarghouei, and T. P. Breckon, "Ganomaly: Semi-supervised anomaly detection via adversarial training," in *Asian Conference on Computer Vision*, pp. 622–637. Springer, 2018.
- [258] W. Jiang, Y. Hong, B. Zhou, X. He, and C. Cheng, "A gan-based anomaly detection approach for imbalanced industrial time series," *IEEE Access*, vol. 7, pp. 143 608–143 619, 2019.
- [259] Y. Ding, L. Ma, J. Ma, C. Wang, and C. Lu, "A generative adversarial network-based intelligent fault diagnosis method for rotating machinery under small sample size conditions," *IEEE Access*, vol. 7, pp. 149 736–149 749, 2019.
- [260] S. A. Khan, A. E. Prosvirin, and J.-M. Kim, "Towards bearing health prognosis using generative adversarial networks: Modeling bearing degradation," in *2018 International Conference on Advancements in Computational Sciences (ICACS)*, pp. 1–6. IEEE, 2018.
- [261] S. J. Pan and Q. Yang, "A survey on transfer learning," *IEEE Transactions on knowledge and data engineering*, vol. 22, no. 10, pp. 1345–1359, 2009.
- [262] B. Yang, Y. Lei, F. Jia, and S. Xing, "An intelligent fault diagnosis approach based on transfer learning from laboratory bearings to locomotive bearings," *Mechanical Systems and Signal Processing*, vol. 122, pp. 692–706, 2019.
- [263] L. Guo, Y. Lei, S. Xing, T. Yan, and N. Li, "Deep convolutional transfer learning network: A new method for intelligent fault diagnosis of machines with unlabeled data," *IEEE Transactions on Industrial Electronics*, vol. 66, no. 9, pp. 7316–7325, 2018.
- [264] D. Xiao, Y. Huang, L. Zhao, C. Qin, H. Shi, and C. Liu, "Domain adaptive motor fault diagnosis using deep transfer learning," *IEEE Access*, vol. 7, pp. 80 937–80 949, 2019.
- [265] S. Pang and X. Yang, "A cross-domain stacked denoising autoencoders for rotating machinery fault diagnosis under different working conditions," *IEEE Access*, 2019.
- [266] Z. He, H. Shao, X. Zhang, J. Cheng, and Y. Yang, "Improved deep transfer auto-encoder for fault diagnosis of gearbox under variable working conditions with small training samples," *IEEE Access*, vol. 7, pp. 115 368–115 377, 2019.
- [267] S. Shao, S. McAleer, R. Yan, and P. Baldi, "Highly accurate machine fault diagnosis using deep transfer learning," *IEEE Transactions on Industrial Informatics*, vol. 15, no. 4, pp. 2446–2455, 2018.
- [268] H. Kim and B. D. Youn, "A new parameter repurposing method

- for parameter transfer with small dataset and its application in fault diagnosis of rolling element bearings,” *IEEE Access*, vol. 7, pp. 46 917–46 930, 2019.
- [269] C. Cheng, B. Zhou, G. Ma, D. Wu, and Y. Yuan, “Wasserstein distance based deep adversarial transfer learning for intelligent fault diagnosis,” *arXiv preprint arXiv:1903.06753*, 2019.
- [270] S. Lu, T. Sirojan, B. Phung, D. Zhang, and E. Ambikairajah, “Dadegan: An effective methodology for dc series arc fault diagnosis in photovoltaic systems,” *IEEE Access*, vol. 7, pp. 45 831–45 840, 2019.
- [271] Y. Xu, Y. Sun, X. Liu, and Y. Zheng, “A digital-twin-assisted fault diagnosis using deep transfer learning,” *IEEE Access*, vol. 7, pp. 19 990–19 999, 2019.
- [272] W. Zhang, G. Peng, C. Li, Y. Chen, and Z. Zhang, “A new deep learning model for fault diagnosis with good anti-noise and domain adaptation ability on raw vibration signals,” *Sensors*, vol. 17, no. 2, p. 425, 2017.
- [273] A. Zhang, H. Wang, S. Li, Y. Cui, Z. Liu, G. Yang, and J. Hu, “Transfer learning with deep recurrent neural networks for remaining useful life estimation,” *Applied Sciences*, vol. 8, no. 12, p. 2416, 2018.
- [274] C. Sun, M. Ma, Z. Zhao, S. Tian, R. Yan, and X. Chen, “Deep transfer learning based on sparse autoencoder for remaining useful life prediction of tool in manufacturing,” *IEEE Transactions on Industrial Informatics*, vol. 15, no. 4, pp. 2416–2425, 2018.
- [275] W. Mao, J. He, and M. J. Zuo, “Predicting remaining useful life of rolling bearings based on deep feature representation and transfer learning,” *IEEE Transactions on Instrumentation and Measurement*, 2019.
- [276] R. Rocchetta, L. Bellani, M. Compare, E. Zio, and E. Patelli, “A reinforcement learning framework for optimal operation and maintenance of power grids,” *Applied energy*, vol. 241, pp. 291–301, 2019.
- [277] C. Martinez, G. Perrin, E. Ramasso, and M. Rombaut, “A deep reinforcement learning approach for early classification of time series,” in *2018 26th European Signal Processing Conference (EUSIPCO)*, pp. 2030–2034. IEEE, 2018.
- [278] C. Zhang, C. Gupta, A. Farahat, K. Ristovski, and D. Ghosh, “Equipment health indicator learning using deep reinforcement learning,” in *Joint European Conference on Machine Learning and Knowledge Discovery in Databases*, pp. 488–504. Springer, 2018.
- [279] Y. Ding, L. Ma, J. Ma, M. Suo, L. Tao, Y. Cheng, and C. Lu, “Intelligent fault diagnosis for rotating machinery using deep q-network based health state classification: A deep reinforcement learning approach,” *Advanced Engineering Informatics*, vol. 42, p. 100977, 2019.
- [280] Z. Li, J. Li, Y. Wang, and K. Wang, “A deep learning approach for anomaly detection based on sae and lstm in mechanical equipment,” *The International Journal of Advanced Manufacturing Technology*, pp. 1–12, 2019.
- [281] Y. Song, G. Shi, L. Chen, X. Huang, and T. Xia, “Remaining useful life prediction of turbofan engine using hybrid model based on autoencoder and bidirectional long short-term memory,” *Journal of Shanghai Jiaotong University (Science)*, vol. 23, no. 1, pp. 85–94, 2018.
- [282] J. Li, X. Li, and D. He, “A directed acyclic graph network combined with cnn and lstm for remaining useful life prediction,” *IEEE Access*, 2019.
- [283] H. Pan, X. He, S. Tang, and F. Meng, “An improved bearing fault diagnosis method using one-dimensional cnn and lstm,” *Strojnicki Vestnik/Journal of Mechanical Engineering*, vol. 64, 2018.
- [284] R. Zhao, R. Yan, J. Wang, and K. Mao, “Learning to monitor machine health with convolutional bi-directional lstm networks,” *Sensors*, vol. 17, no. 2, p. 273, 2017.
- [285] X. Liu, Q. Zhou, J. Zhao, H. Shen, and X. Xiong, “Fault diagnosis of rotating machinery under noisy environment conditions based on a 1-d convolutional autoencoder and 1-d convolutional neural network,” *Sensors*, vol. 19, no. 4, p. 972, 2019.
- [286] X. Li, J. Li, Y. Qu, and D. He, “Gear pitting fault diagnosis using integrated cnn and gru network with both vibration and acoustic emission signals,” *Applied Sciences*, vol. 9, no. 4, p. 768, 2019.
- [287] G. Yuhai, L. Shuo, H. Linfeng *et al.*, “Research on failure prediction using dbn and lstm neural network,” in *2018 57th Annual Conference of the Society of Instrument and Control Engineers of Japan (SICE)*, pp. 1705–1709. IEEE, 2018.
- [288] K. Zhao, H. Jiang, X. Li, and R. Wang, “An optimal deep sparse autoencoder with gated recurrent unit for rolling bearing fault diagnosis,” *Measurement Science and Technology*, 2019.
- [289] Y. Li, L. Zou, L. Jiang, and X. Zhou, “Fault diagnosis of rotating machinery based on combination of deep belief network and one-dimensional convolutional neural network,” *IEEE Access*, vol. 7, pp. 165 710–165 723, 2019.
- [290] T. Ince, S. Kiranyaz, L. Eren, M. Askar, and M. Gabbouj, “Real-time motor fault detection by 1-d convolutional neural networks,” *IEEE Transactions on Industrial Electronics*, vol. 63, no. 11, pp. 7067–7075, 2016.