

# A New Benchmark for Evaluation of Cross-Domain Few-Shot Learning

Yunhui Guo<sup>1\*</sup>, Noel C. F. Codella<sup>2\*</sup>, Leonid Karlinsky<sup>2</sup>,  
John R. Smith<sup>2</sup>, Tajana Rosing<sup>1</sup>, Rogerio Feris<sup>2</sup>  
<sup>1</sup>University of California San Diego    <sup>2</sup>IBM Research AI

## Abstract

Recent progress on few-shot learning has largely relied on annotated data for meta-learning, sampled from the same domain as the novel classes. However, in many applications, collecting data for meta-learning is infeasible or impossible. This leads to the cross-domain few-shot learning problem, where a large domain shift exists between base and novel classes. Although some preliminary investigation of the few-shot methods under domain shift exists, a standard benchmark for cross-domain few-shot learning is not yet established. In this paper, we propose the cross-domain few-shot learning (CD-FSL) benchmark, consisting of images from diverse domains with varying similarity to ImageNet, ranging from crop disease images, satellite images, and medical images. Extensive experiments on the proposed benchmark are performed to compare an array of state-of-art meta-learning and transfer learning approaches, including various forms of single model fine-tuning and ensemble learning. The results demonstrate that current meta-learning methods underperform in relation to simple fine-tuning by 12.8% average accuracy. Accuracy of all methods tend to correlate with dataset similarity to ImageNet. In addition, the relative performance gain with increasing number of shots is greater with transfer methods compared to meta-learning. Finally, we demonstrate that transferring from multiple pretrained models achieves best performance, with accuracy improvements of 14.9% and 1.9% versus the best of meta-learning and single model fine-tuning approaches, respectively. In summary, the proposed benchmark serves as a challenging platform to guide future research on cross-domain few-shot learning due to its spectrum of diversity and coverage.

## 1. Introduction

Training deep neural networks for visual recognition typically requires a large amount of labelled examples [17].

\* Equal contribution.

## Cross-Domain Few-Shot Learning (CD-FSL) Benchmark

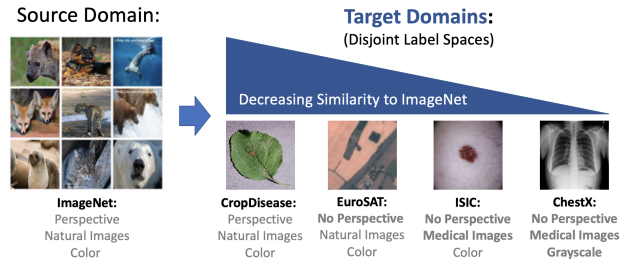


Figure 1: The cross-domain few-shot learning (CD-DL) benchmark. ImageNet is used for source training, and domains of varying dissimilarity from ImageNet are used for target evaluation. No data is provided for meta-learning, and target classes are disjoint from the source classes.

The generalization ability of deep neural networks relies heavily on the size and variations of the dataset used for training. However, collecting sufficient amounts of data for certain classes may be impossible in practice: for example, in dermatology, there are a multitude of instances of rare diseases, or diseases that become rare for particular types of skin [28, 1, 14]. Or in other domains such as satellite imagery, there are instances of rare categories such as airplane wreckage. Although individually each situation may not carry heavy cost, as a group across many such conditions and modalities, correct identification is critically important, and remains a significant challenge where access to expertise may be impeded.

In contrast to deep neural networks, humans generalize to recognize new categories from few examples in certain circumstances, such as when categories exhibit predictable variations across examples and have reasonable contrast from background [19, 18]. However, even humans have trouble recognizing new categories that vary too greatly between examples or differ from prior experience, such as for diagnosis in dermatology, radiology, or other fields [28]. Because there are many applications where learning must work from few examples, and both machines and humans have difficulty learning in these circumstances, finding new

methods to tackle the problem remains a challenging but desirable goal.

The problem of learning how to categorize classes with very few training examples is referred to as “few-shot learning”, and has been the topic of a large body of recent work [21, 26, 33, 8, 29, 4, 30]. Few-shot learning is typically composed of the following two stages: meta-learning and meta-testing. In the meta-learning stage, there exists an abundance of base category classes on which a system can be trained to learn well under conditions of few-examples within that particular domain. In the meta-testing stage, a set of novel classes consisting of very few examples per class is used to adapt and evaluate the trained model. However, recent work [4] points out that meta-learning based few-shot learning algorithms underperform compared to traditional “*pre-training and fine-tuning*” when there exists a large *domain shift* between base classes and novel classes. This is a major issue, as the *domain shift* problem occurs commonly in practice: by the nature of the problem, it is hard to collect data from the same domain for many few-shot classification tasks. This scenario is referred to as *cross-domain few-shot learning*, to distinguish it from the conventional few-shot learning setting.

Although benchmarks for conventional few-shot learning are well established, the lack of standard cross-domain few-shot learning benchmarks hinder the development of new few-shot learning algorithms. Therefore, to fill this gap, we propose the cross-domain few-shot learning (CD-FSL) benchmark (Fig. 1). The proposed benchmark covers a variety of image domains with varying levels of similarity with ImageNet, including agriculture (most similar), satellite (less similar), dermatology (even less similar), and radiological images (least similar). The performance of existing state-of-art meta-learning methods is then evaluated on the proposed benchmark, where results reveal that these meta-learning methods perform significantly worse than the standard “*pre-training and fine-tuning*” approach. Subsequently, variants of single model fine-tuning techniques are also evaluated, where results demonstrate that no individual method dominates performance across the benchmark, and the relative performance gain with increasing number of shots is greater with transfer methods than compared to meta-learning. In addition, performance across methods also positively correlates with dataset similarity to ImageNet. Further experiments transferring knowledge from multiple pretrained models, all from disjoint domains than the evaluation benchmark, demonstrates best performance.

In summary, the contributions of this paper are itemized as follows:

- We establish a new benchmark for cross-domain few-shot learning, consisting of images from a diversity

of domains with varying similarity to ImageNet, and lacking data for meta-learning.

- We extensively evaluate the performance of current meta-learning methods and variants of fine-tuning. The results show the following observations for CD-FSL: 1) meta-learning underperforms compared to fine-tuning, 2) accuracy gain with additional data is increased for fine-tuning versus meta-learning, 3) no individual fine-tuning method dominates performance versus the others across the benchmark, and 4) a general positive correlation between accuracy and dataset similarity to ImageNet exists.
- We propose *Incremental Multi-model Selection*, a method which integrates multiple pretrained models for cross-domain few-shot learning, and demonstrates best average performance on the new benchmark.

## 2. Related Work

**Few-shot learning.** Few-shot learning [19, 33, 18] is an increasingly important topic in machine learning. Current few-shot learning algorithms can be roughly classified into two threads. One thread includes meta-learning methods which aim to learn models that can be quickly adapted using a few examples [33, 8, 29, 30, 20]. MatchingNet [33] learns an embedding that can map an unlabelled example to its label using a small number of labelled examples, while MAML [8] aims at learning good initialization parameters that can be quickly adapted to a new task. In ProtoNet [29], the goal is to learn a metric space in which classification can be conducted by calculating distances to prototype representations of each class. RelationNet [30] targets learning a deep distance metric to compare a small number of images. More recently, MetaOpt [20] learns feature embeddings that can generalize well under a linear classification rule for novel categories.

Another line of few-shot learning algorithms is based on the idea of reusing features learned from the base classes for the novel classes, i.e., *transfer learning* [25]. Transfer learning with deep neural networks is conducted mainly by fine-tuning, which adjusts a pretrained model from a source task to a target task. Yosinski et al. [37] conducted extensive experiments to investigate the transfer utility of pretrained deep neural networks. In [15], the authors investigated whether higher performing ImageNet models transfer better to new tasks. Ge et al. [9] proposed a selective joint fine-tuning method for improving the performance of models with a limited amount training data. In [11], the authors proposed an adaptive fine-tuning scheme to decide which layers of the pretrained network should be fine-tuned.

**Few-shot Learning Benchmarks.** Current few-shot learning research assumes base classes and novel classes are from the same domain. The common benchmarks for eval-

uation are *miniImageNet* [33], *CUB* [34], *Omniglot* [18], *CIFAR-FS* [3] and *tieredImageNet* [27]. In [31], the authors proposed *Meta-Dataset*, which is a new benchmark for training and evaluating few-shot learning algorithms. However, the included datasets are limited to natural images similar to previous benchmarks. The evaluation also follows the standard setting, that is, both the base classes and novel classes are from the same domain. Arguably, the current few-shot learning benchmarks do not reflect the reality of few-shot learning applications where meta-learning data in domain is commonly not available.

### 3. Cross-domain Few-shot Learning

We formalize the cross domain few-shot learning problem as follows. We define a *domain* as a joint distribution  $P$  over input space  $\mathcal{X}$  and label space  $\mathcal{Y}$ . The marginal distribution of  $\mathcal{X}$  is denoted as  $P_{\mathcal{X}}$ . We use the pair  $(x, y)$  to denote a sample  $x$  and the corresponding label  $y$  from the joint distribution  $P$ . For a model  $f_{\theta} : \mathcal{X} \rightarrow \mathcal{Y}$  with parameter  $\theta$  and a loss function  $\ell$ , the expected error is defined as,

$$\epsilon(f_{\theta}) = E_{(x,y) \sim P}[\ell(f_{\theta}(x), y)] \quad (1)$$

In cross-domain few-shot learning, we have a source domain  $(\mathcal{X}_s, \mathcal{Y}_s)$  and a target domain  $(\mathcal{X}_t, \mathcal{Y}_t)$  with joint distribution  $P_s$  and  $P_t$  respectively, and specially  $P_{\mathcal{X}_s} \neq P_{\mathcal{X}_t}$ . The base classes data are sampled from the source domain and the novel classes data are sampled from the target domain. During the training or meta-training stage, the model  $f_{\theta}$  is trained (or meta-trained) on the base classes data. During testing (or meta-testing) stage, the model is presented with a *support set*  $S = \{x_i, y_i\}_{i=1}^{K \times N}$  consisting of  $N$  examples from  $K$  novel classes. This configuration is referred to as “ $K$ -way  $N$ -shot” few-shot learning, as the support set has  $K$  novel classes and each novel class has  $N$  training examples. After the model is adapted to the support set, a *query set* from novel classes is used to evaluate the model performance.

Different from the traditional domain adaptation setting, the label space of source domain and target domain in cross-domain few-shot learning is disjoint. Thus, domain adaptation theory [2] cannot be applied in the cross-domain few-shot learning setting.

### 4. Proposed Benchmark

In this section, we introduce the proposed cross-domain few-shot learning benchmark. The proposed benchmark includes data from the *CropDiseases* [23], *EuroSAT* [13], *ISIC2018* [32, 5], and *ChestX* [35] datasets, which covers plant disease images, satellite images, dermoscopic images of skin lesions, and X-ray images, respectively. The selected datasets reflect real-world use cases for few-shot

learning since collecting enough examples from above domains is often difficult, expensive, or in some cases not possible. In addition, they demonstrate the following spectrum of readily quantifiable domain shifts from ImageNet [6]: 1) *CropDiseases* images are most similar as they include perspective color images of natural elements, but are more specialized than anything available in ImageNet, 2) *EuroSAT* images are less similar as they have lost perspective distortion, but are still color images of natural scenes, 3) *ISIC2018* images are even less similar as they have lost perspective distortion and no longer represent natural scenes, and 4) *ChestX* images are the most dissimilar as they have lost perspective distortion, all color, and do not represent natural scenes. Example images from ImageNet and the proposed benchmark datasets are shown in Figure 1.

In practice, having a few-shot learning model trained on a source domain such as ImageNet [6] that can generalize to domains such as these, is highly desirable, as it enables effective learning for rare categories in new domains, which has previously not been studied in detail.

## 5. Methods for Cross-Domain Few-Shot Learning

In this section, we describe the existing prevailing few-shot learning algorithms that will be evaluated on our proposed benchmark. We categorize existing few-shot learning algorithms into meta-learning based methods and transfer learning based methods. For transfer learning methods, we also consider the effect of different type of classifiers. Finally, we show that transferring from multiple models pre-trained on different datasets from the same source domain can generally boost performance.

### 5.1. Meta-learning based methods

Meta-learning [8, 26], or learning to learn, aims at learning task-agnostic knowledge in order to efficiently learn on new tasks. Each task  $\mathcal{T}_i$  is assumed to be drawn from a fixed distribution,  $\mathcal{T}_i \sim P(\mathcal{T})$ . Specially, in few-shot learning, each task  $\mathcal{T}_i$  is a small dataset  $D_i := \{x_j, y_j\}_{j=1}^{K \times N}$ .  $P_s(\mathcal{T})$  and  $P_t(\mathcal{T})$  are used to denote the task distribution of the source (base) classes data and target (novel) classes data respectively. During the meta-training stage, the model is trained on  $T$  tasks  $\{\mathcal{T}_i\}_{i=1}^T$  which are sampled independently from  $P_s(\mathcal{T})$ . During the meta-testing stage, the model is expected to be quickly adapted to a new task  $\mathcal{T}_j \sim P_t(\mathcal{T})$ .

Meta-learning methods differ in their way of learning the parameter of the initial model  $f_{\theta}$  on the base classes data. In MatchingNet [33], the goal is to learn a model  $f_{\theta}$  that can map an unlabelled example  $\hat{x}$  to its label  $\hat{y}$  using a small labelled set  $D_i := \{x_j, y_j\}_{j=1}^{K \times N}$  as  $\hat{y} = \sum_{j=1}^{K \times N} a_{\theta}(\hat{x}, x_j) y_j$ , where  $a_{\theta}$  is an attention kernel which leverages  $f_{\theta}$  to compute the distance between the unlabelled example  $\hat{x}$  and the

labelled example  $x_j$ , and  $y_j$  is the one-hot representation of the label. In contrast, MAML [8] aims at learning an initial parameter  $\theta$  that can be quickly adapted to a new task. This is achieved by updating the model parameter via a two-stage optimization process. ProtoNet [29] represents each class  $k$  with the mean vector of embedded support examples as  $c_k = \frac{1}{N} \sum_{j=1}^N f_\theta(x_j)$ . Classification is then conducted by calculating distance of the example to the prototype representations of each class. In RelationNet [30] the metric of the nearest neighbor classifier is meta-learned using a Siamese Networks trained for optimal comparison between query and support samples. More recently, MetaOpt [20] employs convex base learners and aims at learning feature embeddings that generalize well under a linear classification rule for novel categories. All the existing meta-learning methods implicitly assume that  $P_s(\mathcal{T}) = P_t(\mathcal{T})$  so the task-agnostic knowledge learned in the meta-training stage can be leveraged for fast learning on novel classes. However, in cross-domain few-shot learning  $P_s(\mathcal{T}) \neq P_t(\mathcal{T})$  which poses severe challenges for current meta-learning methods.

## 5.2. Transfer learning based methods

An alternative way to tackle the problem of few-shot learning is based on transfer learning, where an initial model  $f_\theta$  is trained on the base classes data in a standard supervised learning way and reused on the novel classes. There are several options to realize the idea of transfer learning for few-shot learning. Previous works on transfer learning for few-shot learning [29, 4] simply freeze the pretrained model and use it as a fixed feature extractor. While it was pointed out that fine-tuning the pretrained model on the novel classes data would lead to overfitting in the limited-data regime [29, 30], our results show that the conclusion does not hold in cross-domain few-shot learning.

### 5.2.1 Single Model Methods

In this paper, we extensively evaluate the following commonly variants of single model fine-tuning:

- *Fixed feature extractor (Fixed)*: simply leverage the pretrained model as a fixed feature extractor.
- *Fine-tuning*: *Fine-tuning* adjusts the pretrained parameters on the new task with standard supervised learning.
- *Fine-tuning last-k (Ft last-k)*: only the last  $k$  layers of the pretrained model are optimized for the new task. In the paper, we consider Fine-tuning last-1, Fine-tuning last-2, Fine-tuning last-3.
- *Transductive fine-tuning (Transductive Ft)*: in transductive fine-tuning, the statistics of the query images are used via batch normalization [24].

In addition, we compare these single model transfer learning techniques against a baseline of an embedding formed by a randomly initialized network to contrast against a fixed feature vector that has no pre-training. All the variants of single model fine-tuning are based on linear classifier but differ in their approach to fine-tune the single model feature extractor.

Another line of work for few-shot learning uses a broader variety of classifiers for transfer learning. For example, recent works show that mean-centroid classifier and cosine-similarity based classifier are more effective than linear classifier for few-shot learning [22, 4]. Therefore we study these two variations as well.

**Mean-centroid classifier.** The mean-centroid classifier is inspired from ProtoNet [29]. Given the pretrained model  $f_\theta$  and a support set  $S = \{x_i, y_i\}_{i=1}^{K \times N}$ , where  $K$  is the number of novel classes and  $N$  is the number of images per class. The class prototypes are computed in the same way as in ProtoNet. Then the likelihood of an unlabelled example  $\hat{x}$  belongs to class  $k$  is computed as,

$$p(y = k|\hat{x}) = \frac{\exp(-d(f_\theta, c_k))}{\sum_{l=1}^K \exp(-d(f_\theta, c_l))} \quad (2)$$

where  $d()$  is a distance function. In the experiments, we use negative cosine similarity. Other distance functions such as Euclidean distance can also be used. Different from ProtoNet,  $f_\theta$  is pretrained on the base classes data in a standard supervised learning way.

**Cosine-similarity based classifier.** In cosine-similarity based classifier, instead of directly computing the class prototypes using the pretrained model, each class  $k$  is represented as a  $d$ -dimension weight vector  $\mathbf{w}_k$  which is initialized randomly. For each unlabeled example  $\hat{x}_i$ , the cosine similarity to each weight vector is computed as  $c_{i,k} = \frac{f_\theta(\hat{x}_i)^T \mathbf{w}_k}{\|f_\theta(\hat{x}_i)\| \|\mathbf{w}_k\|}$ . The predictive probability of the example  $\hat{x}_i$  belongs to class  $k$  is computed by normalizing the cosine similarity with a softmax function. Intuitively, the weight vector  $\mathbf{w}_k$  can be thought as the prototype of class  $k$ .

### 5.2.2 Transfer from Multiple Pretrained Models

Traditional transfer learning methods for few-shot learning only consider using one pretrained model for feature extraction. In this section, we propose a novel method that utilizes multiple models pretrained on different source datasets from similar domains as ImageNet, where all source datasets are still disjoint from the target datasets, for cross-domain few-shot learning. The intuition is that by using models pretrained on different datasets, we can obtain more diverse and richer visual features. Unlike previous works on ensemble methods for few-shot learning [7] that

Methods	ChestX			ISIC		
	5-way 5-shot	5-way 20-shot	5-way 50-shot	5-way 5-shot	5-way 20-shot	5-way 50-shot
<i>MatchingNet</i>	22.40% ± 0.85%	23.61% ± 0.86%	22.12% ± 0.88%	36.74% ± 0.53%	45.72% ± 0.53%	54.58% ± 0.65%
<i>MAML</i>	23.48% ± 0.96%	27.53% ± 0.43%	-	40.13% ± 0.58%	52.36% ± 0.57%	-
<i>ProtoNet</i>	24.05% ± 1.01%	28.21% ± 1.15%	29.32% ± 1.12%	39.57% ± 0.57%	49.50% ± 0.55%	51.99% ± 0.52%
<i>RelationNet</i>	22.96% ± 0.88%	26.63% ± 0.92%	28.45% ± 1.20%	39.41% ± 0.58%	41.77% ± 0.49%	49.32% ± 0.51%
<i>MetaOpt</i>	22.53% ± 0.91%	25.53% ± 1.02%	29.35% ± 0.99%	36.28% ± 0.50%	49.42% ± 0.60%	54.80% ± 0.54%

Methods	EuroSAT			CropDiseases		
	5-way 5-shot	5-way 20-shot	5-way 50-shot	5-way 5-shot	5-way 20-shot	5-way 50-shot
<i>MatchingNet</i>	64.45% ± 0.63%	77.10% ± 0.57%	54.44% ± 0.67%	66.39% ± 0.78%	76.38% ± 0.67%	58.53% ± 0.73%
<i>MAML</i>	71.70% ± 0.72%	81.95% ± 0.55%	-	78.05% ± 0.68%	89.75% ± 0.42%	-
<i>ProtoNet</i>	73.29% ± 0.71%	82.27% ± 0.57%	80.48% ± 0.57%	79.72% ± 0.67%	88.15% ± 0.51%	90.81% ± 0.43%
<i>RelationNet</i>	61.31% ± 0.72%	74.43% ± 0.66%	74.91% ± 0.58%	68.99% ± 0.75%	80.45% ± 0.64%	85.08% ± 0.53%
<i>MetaOpt</i>	64.44% ± 0.73%	79.19% ± 0.62%	83.62% ± 0.58%	68.41% ± 0.73%	82.89% ± 0.54%	91.76% ± 0.38%

Table 1: The results of meta-learning methods on the proposed benchmark.

Methods	ChestX			ISIC		
	5-way 5-shot	5-way 20-shot	5-way 50-shot	5-way 5-shot	5-way 20-shot	5-way 50-shot
<i>Random</i>	21.80% ± 1.03%	25.69% ± 0.95%	26.19% ± 0.94%	37.91% ± 1.39%	47.24% ± 1.50%	50.85% ± 1.37%
<i>Fixed</i>	25.35% ± 0.96%	30.83% ± 1.05%	36.04% ± 0.46%	43.56% ± 0.60%	52.78% ± 0.58%	57.34% ± 0.56%
<i>Fine-tuning</i>	25.97% ± 0.41%	31.32% ± 0.45%	35.49% ± 0.45%	48.11% ± 0.64%	59.31% ± 0.48%	66.48% ± 0.56%
<i>Ft Last-1</i>	25.96% ± 0.46%	31.63% ± 0.49%	37.03% ± 0.50%	47.20% ± 0.45%	59.95% ± 0.45%	65.04% ± 0.47%
<i>Ft Last-2</i>	26.79% ± 0.59%	30.95% ± 0.61%	36.24% ± 0.62%	47.64% ± 0.44%	59.87% ± 0.35%	66.07% ± 0.45%
<i>Ft Last-3</i>	25.17% ± 0.56%	30.92% ± 0.89%	37.27% ± 0.64%	48.05% ± 0.55%	60.20% ± 0.33%	66.21% ± 0.52%
<i>Transductive Ft</i>	26.09% ± 0.96%	31.01% ± 0.59%	36.79% ± 0.53%	49.68% ± 0.36%	61.09% ± 0.44%	67.20% ± 0.59%

Methods	EuroSAT			CropDiseases		
	5-way 5-shot	5-way 20-shot	5-way 50-shot	5-way 5-shot	5-way 20-shot	5-way 50-shot
<i>Random</i>	58.00% ± 2.01%	68.93% ± 1.47%	71.65% ± 1.47%	69.68% ± 1.72%	83.41% ± 1.25%	86.56% ± 1.42%
<i>Fixed</i>	75.69% ± 0.66%	84.13% ± 0.52%	86.62% ± 0.47%	87.48% ± 0.58%	94.45% ± 0.36%	96.62% ± 0.25%
<i>Fine-tuning</i>	79.08% ± 0.61%	87.64% ± 0.47%	90.89% ± 0.36%	89.25% ± 0.51%	95.51% ± 0.31%	97.68% ± 0.21%
<i>Ft Last-1</i>	80.45% ± 0.54%	87.92% ± 0.44%	91.41% ± 0.46%	88.72% ± 0.53%	95.76% ± 0.65%	97.87% ± 0.48%
<i>Ft Last-2</i>	79.57% ± 0.51%	87.67% ± 0.46%	90.93% ± 0.45%	88.07% ± 0.56%	95.68% ± 0.76%	97.64% ± 0.59%
<i>Ft Last-3</i>	78.04% ± 0.77%	87.52% ± 0.53%	90.83% ± 0.42%	89.11% ± 0.47%	95.31% ± 0.85%	97.45% ± 0.46%
<i>Transductive Ft</i>	81.76% ± 0.48%	87.97% ± 0.42%	92.00% ± 0.56%	90.64% ± 0.54%	95.91% ± 0.72%	97.48% ± 0.56%

Table 2: The results of different variants of single model fine-tuning on the proposed benchmark.

train diverse models on the same source dataset, the proposed method requires no change to how models are trained and is an off-the-shelf solution to leverage existing pre-trained models for cross-domain few-shot learning, without requiring access to the source datasets.

Assume we have a library of  $C$  pretrained models  $\{M_c\}_{c=1}^C$  which are trained on various datasets in a standard way. We denote the layers of all pretrained models as a set  $F$ . Given a support set  $S = \{x_i, y_i\}_{i=1}^{K \times N}$  where  $(x_i, y_i) \sim P_t$ , our goal is to find a subset  $I$  of the layers to generate a feature vector for each example in order to achieve the lowest test error. Mathematically,

$$\arg \min_{I \subseteq F} (x, y) \sim P_t \ell(f_s(T(\{l(x) : l \in I\}), y)) \quad (3)$$

where  $\ell$  is a loss function,  $T(\cdot)$  is a function which combines a set of feature vectors,  $l$  is one particular layer in the set  $I$  and  $f_s$  is a linear classifier. Practically, for feature vectors  $l$  coming from inner layers which are three-dimensional, we

convert them to one-dimensional vectors by using Global Average Pooling. Since Eq. 3 is intractable generally, we instead adopt a two-stage greedy selection method, called *Incremental Multi-model Selection*, to iteratively find the best subset of layers for a given support  $S$ .

In the first stage, for each pretrained model, we train a linear classifier on the feature vector generated by each layer individually and select the corresponding layer which achieves the lowest average error using five-fold cross-validation on the support set  $S$ . Essentially, the goal of the first stage is to find the most effective layer of each pretrained model given the task in order to reduce the search space and mitigate risk of overfitting. For convenience, we denote the layers selected in the first selection stage as set  $I_1$ . In the second stage, we greedily add the layers in  $I_1$  into the set  $I$  following a similar cross-validation procedure. First, we add the layer in  $I_1$  into  $I$  which achieves the lowest cross-validation error. Then we iterate over  $I_1$ , and add each remaining layer into  $I$  if the cross-validation error is

Methods	ChestX			ISIC		
	5-way 5-shot	5-way 20-shot	5-way 50-shot	5-way 5-shot	5-way 20-shot	5-way 50-shot
<i>Linear</i>	25.97% $\pm$ 0.41%	31.32% $\pm$ 0.45%	35.49% $\pm$ 0.45%	48.11% $\pm$ 0.64%	59.31% $\pm$ 0.48%	66.48% $\pm$ 0.56%
<i>Mean-centroid</i>	26.31% $\pm$ 0.42%	30.41% $\pm$ 0.46%	34.68% $\pm$ 0.46%	47.16% $\pm$ 0.54%	56.40% $\pm$ 0.53%	61.57% $\pm$ 0.66%
<i>Cosine-similarity</i>	26.95% $\pm$ 0.44%	32.07% $\pm$ 0.55%	34.76% $\pm$ 0.55%	48.01% $\pm$ 0.49%	58.13% $\pm$ 0.48%	62.03% $\pm$ 0.52%

Methods	EuroSAT			CropDiseases		
	5-way 5-shot	5-way 20-shot	5-way 50-shot	5-way 5-shot	5-way 20-shot	5-way 50-shot
<i>Linear</i>	79.08% $\pm$ 0.61%	87.64% $\pm$ 0.47%	91.34% $\pm$ 0.37%	89.25% $\pm$ 0.51%	95.51% $\pm$ 0.31%	97.68% $\pm$ 0.21%
<i>Mean-centroid</i>	82.21% $\pm$ 0.49%	87.62% $\pm$ 0.34%	88.24% $\pm$ 0.29%	87.61% $\pm$ 0.47%	93.87% $\pm$ 0.68%	94.77% $\pm$ 0.34%
<i>Cosine-similarity</i>	81.37% $\pm$ 1.54%	86.83% $\pm$ 0.43%	88.83% $\pm$ 0.38%	89.15% $\pm$ 0.51%	93.96% $\pm$ 0.46%	94.27% $\pm$ 0.41%

Table 3: The results of varying the classifier for fine-tuning on the proposed benchmark.

reduced when the new layer is added. Finally, we concatenate the feature vector generated by each layer in set  $I$  and train the final linear classifier. Please see Algorithm 1 in Appendix for further details.

## 6. Evaluation Setup

For meta-learning methods, we meta-train all meta-learning methods on the base classes of miniImageNet [33] and meta-test the trained models on each dataset of the proposed benchmark. For transfer learning methods, we train the pretrained model on base classes of miniImageNet. For transferring from multiple pretrained models, we use a maximum of five pretrained models, trained on *miniImagenet*, *CIFAR100* [16], *DTD* [?], *CUB* [36], *Caltech256* [10], respectively. On all experiments we consider 5-way 5-shot, 5-way 20-shot, 5-way 50-shot. For all cases, the test (query) set has 15 images per class. All experiments are performed with ResNet-10 [12] for fair comparison. For each evaluation, we use the same 600 randomly sampled few-shot episodes (for consistency), and report the average accuracy and 95% confidence interval.

During the training (meta-training) stage, models used for transfer learning and meta-learning models are both trained for 400 epochs with Adam optimizer. The learning rate is set to 0.001. During testing (meta-testing), both transfer learning methods and those meta-learning methods that require adaptation on the support set of the test episodes (MAML, RelationNet, etc.) use SGD with momentum. The learning rate is 0.01 and the momentum rate is 0.9. All variants of fine-tuning methods are trained for 100 epochs. In the training or meta-training stage, we apply standard data augmentation including random crop, random flip, and color jitter.

## 7. Experimental Results

Results are discussed according to method categories as described in Section 5. First, results from state-of-art meta-learning methods are presented in Section 7.1. Next, transfer learning is evaluated and analyzed in Section 7.2, including single model transfer in Section 7.2.1, followed by

multi-model transfer in Section 7.2.2. Finally, a succinct best-in-category comparison is presented in Section 7.3.

### 7.1. Meta-learning based results

Table 1 show the results on the proposed benchmark of meta-learning, for each dataset, method, and shot level in the benchmark. Across all datasets and shot levels, the average accuracies (and 95% confidence intervals) are 50.21% (0.70) for MatchingNet, 38.75% (0.41) for MAML, 59.78% (0.70) for ProtoNet, 54.48% (0.71) for RelationNet, and 57.35% (0.68) for MetaOpt. The performance of MAML was impacted by its inability to scale to larger shot levels due to memory overflow.

What is immediately apparent from Table 1, is that performance in general strongly positively correlates to the dataset’s similarity to ImageNet, confirming that the benchmark’s intentional design allows us to investigate few-shot learning in a spectrum of cross-domain difficulties.

### 7.2. Transfer learning based results

#### 7.2.1 Single model results

Table 2 show the results on the proposed benchmark of various single model transfer learning methods. Across all datasets and shot levels, the average accuracies (and 95% confidence intervals) are 53.99% (1.38) for random embedding, 64.24 (0.59) for fixed feature embedding, 67.23% (0.46) for fine-tuning, 67.41% (0.49) for fine-tuning the last 1 layer, 67.26% (0.53) for fine-tuning the last 2 layers, 67.17% (0.58) for fine-tuning the last 3 layers, and 68.14% (0.56) for transductive fine-tuning. From these results, several observations can be made. The first observation is that, although meta-learning methods have been previously shown to achieve higher performance than transfer learning in the standard few-shot learning setting [33, 4], in the cross-domain few-shot learning setting this situation is reversed: meta-learning methods significantly underperform simple fine-tuning methods. In fact, *MatchingNet performs worse than a randomly generated fixed embedding*. A possible explanation is that meta-learning methods are fitting the task distribution on the base class data, improving per-

Methods	ChestX			ISIC		
	5-way 5-shot	5-way 20-shot	5-way 50-shot	5-way 5-shot	5-way 20-shot	5-way 50-shot
<i>All embeddings</i>	26.74% $\pm$ 0.42%	32.77% $\pm$ 0.47%	38.07% $\pm$ 0.50%	46.86% $\pm$ 0.60%	58.57% $\pm$ 0.59%	66.04% $\pm$ 0.56%
<i>IMS-f</i>	25.50% $\pm$ 0.45%	31.49% $\pm$ 0.47%	36.40% $\pm$ 0.50%	45.84% $\pm$ 0.62%	61.50% $\pm$ 0.58%	68.64% $\pm$ 0.53%

Methods	EuroSAT			CropDiseases		
	5-way 5-shot	5-way 20-shot	5-way 50-shot	5-way 5-shot	5-way 20-shot	5-way 50-shot
<i>All embeddings</i>	81.29% $\pm$ 0.62%	89.90% $\pm$ 0.41%	92.76% $\pm$ 0.34%	90.82% $\pm$ 0.48%	96.64% $\pm$ 0.25%	98.14% $\pm$ 0.18%
<i>IMS-f</i>	83.56% $\pm$ 0.59%	91.22% $\pm$ 0.38%	93.85% $\pm$ 0.30%	90.66% $\pm$ 0.48%	97.18% $\pm$ 0.24%	98.43% $\pm$ 0.16%

Table 4: The results of using all embeddings, and the proposed *Incremental Multi-model Selection* (IMS-f) based on fine-tuned pretrained models on the proposed benchmark.

formance in that circumstance, but hindering ability to generalize to another task distribution. The second observation is that, by leveraging the statistics of the test data, transductive fine-tuning achieves higher results than the standard fine-tuning. This suggests that reliable estimates of statistics are difficult to measure with only a few examples. The third observation is that the accuracy of most methods on the benchmark continues to be dependent on how similar the dataset is to ImageNet: *CropDiseases* commands the highest performance on average, while *EuroSAT* follows in 2<sup>nd</sup> place, *ISIC* in 3<sup>rd</sup>, and *ChestX* in 4<sup>th</sup>. This further supports the motivation behind benchmark design in targeting applications with increasing visual domain dissimilarity to ImageNet.

Table 3 shows results from varying the classifier. While mean-centroid classifier and cosine-similarity classifier are shown to be more efficient than simple linear classifier in the conventional few-shot learning setting, our results show that mean-centroid and cosine-similarity classifier only have a marginal advantage on *ChestX* and *EuroSAT* over linear classifier in the 5-shot case (Table 3). As the shot increases, linear classifier begins to dominate mean-centroid and cosine-similarity classifier. One plausible reason is that both mean-centroid and cosine-similarity classifier conduct classification based on unimodal class prototypes, when the number of examples increases, unimodal distribution becomes less suitable to represent them, and multi-modal distribution is required.

We further analyze how layers are changed during transfer. We use  $\theta$  to denote the original pretrained parameters and  $\hat{\theta}$  to denote the parameters after fine-tuning. Figure 2 shows the relative parameter change of the ResNet10 mini-ImageNet pretrained model as  $\frac{|\theta - \hat{\theta}|}{|\theta|}$ , averaged over all parameters per layer, and 100 runs. Several interesting observations can be made from these results. First, across all the datasets and all the shots, the first layer of the pretrained model changes most. This indicates that if the target domain is different from the source domain, the lower layers of the pretrained models still need to be adjusted. Second, while the datasets are drastically different, we observe that some layers are consistently more *transferable* than other

layers. One plausible explanation for this phenomenon is the heterogeneous characteristic of layers in overparameterized deep neural networks [38].

Dataset	# of models	2	3	4	5
	<b>ChestX</b>		34.35%	36.29%	37.64%
<b>ISIC</b>		59.4%	62.49%	65.07%	64.77%
<b>EuroSAT</b>		91.71%	93.49%	92.67%	93.00%
<b>CropDiseases</b>		98.43%	98.09%	98.05%	98.60%

Table 5: Number of models’ effect on test accuracy.

## 7.2.2 Transfer from Multiple Pretrained Models

The results of the proposed *Incremental Multi-model Selection* are shown in Table 4. *IMS-f* fine-tunes each pretrained model before applying the model selection. We include a baseline called *all embeddings* which concatenates the feature vectors generated by all the layers from the fine-tuned models. Across all datasets and shot levels, the average accuracies (and 95% confidence intervals) are 68.22% (0.45) for *all embeddings*, and 68.69% (0.44) for *IMS-f*. The results show that *IMS-f* generally improves upon *all embeddings* which indicates the importance of selecting relevant pretrained models to the target dataset. Model complexity also tends to decrease by over 20% compared to *all embeddings* on average. We can also observe that it is beneficial to use multiple pretrained models than using just one model. Compared with standard finetuning with a linear classifier, the average improvement of *IMS-f* across all the shots on *ChestX* is 0.20%, on *ISIC* is 0.69%, on *EuroSAT* is 3.52% and on *CropDiseases* is 1.27%.

In further analysis, we study the effect of the number of pretrained models for the proposed multi-model selection method. We consider libraries consisting of two, three, four, and all five pretrained models. The pretrained models are added into the library in the order of *ImageNet*, *CIFAR100*, *DTD*, *CUB*, *Caltech256*. For each dataset, the experiment is conducted on 5-way 50-shot with 600 episodes. The results are shown in Table 5. As more pretrained models are added into the library, we can observe that the test accuracy on *ChestX* and *ISIC* gradually improves which can be attributed to the diverse features provided by different pre-

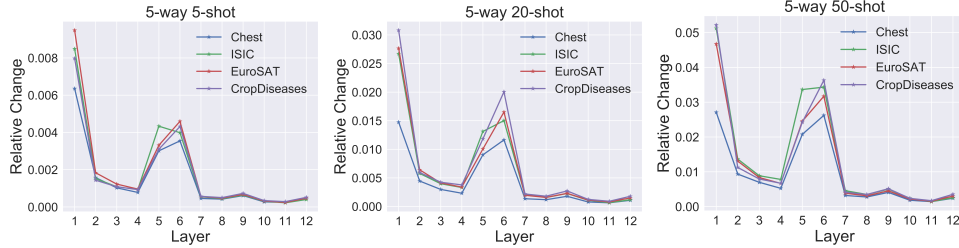


Figure 2: Relative change of pretrained network layers for single model transfer.

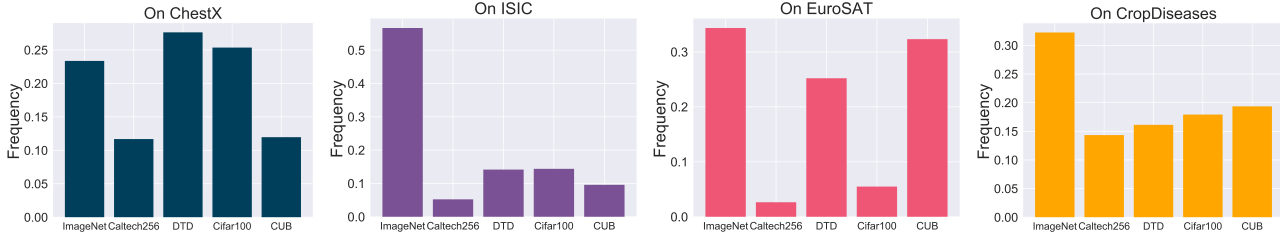


Figure 3: Histograms showing frequency of source model selection for each dataset in the benchmark.

trained models. However, on *EuroSAT* and *CropDiseases*, only a marginal improvement can be observed. One possible reason is that the features from *ImageNet* already captures the characteristics of the datasets and more pretrained models does not provide additional information.

Finally, we visualize for each dataset which pretrained models are selected in the proposed incremental multi-model selection. The experiments are conducted on 5-way 50-shot with all five pretrained models. For each dataset, we repeat the experiments for 600 episodes and calculate the frequency of each model being selected. The results are shown in Figure 3. We observe the distribution of the frequency differs significantly across datasets. This demonstrates that target datasets can benefit from features from different pretrained models.

### 7.3. Best-in-category Comparison

Figure 4 summarizes the comparison across best-in-category algorithms, according to the average accuracy across all datasets and shot levels in the benchmark. The degradation in performance suffered by meta-learning approaches is significantly greater than the gain between single model and multi-model learning strategies, emphasizing the risk of employing meta-learning strategies for few-shot learning when the application domain may sustain any degree of drift. In addition, the relative performance gain with increasing number of shots is greater with transfer methods compared to meta-learning: 5.8% and 5.7% from 20-shot to 50-shot for single and multi-model transfer learning, respectively, versus 1.8% for meta-learning. 5-shot to 20-shot was similar for all methods: 14.5%, 13.6%, 14.6%, for meta-learning, single model, and multi-model, respectively.

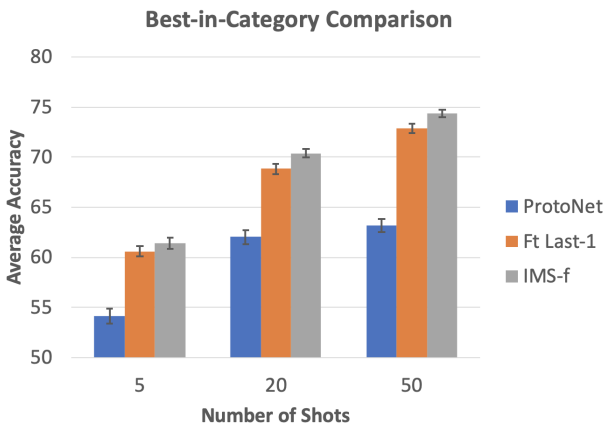


Figure 4: Top performing meta-learning, single model, and multi-model transfer learning.

## 8. Conclusion

In this paper, we formally introduce the problem of cross-domain few-shot learning (CD-FSL) and establish the new CD-FSL benchmark, which covers several target domains with varying similarity to the *ImageNet* source domain. We extensively analyze and evaluate existing meta-learning methods and variants of transfer learning. The results show that meta-learning approaches significantly underperform in comparison to fine-tuning methods. In addition, the relative performance gain with increasing data is greater with transfer methods compared to meta-learning. Finally, we propose a multi-model selection method to leverage multiple pretrained models from multiple source datasets with similar domains as *ImageNet*, and demonstrate that this method yields higher average performance



than any single model fine-tuning approach. In conclusion, due to its spectrum of diversity and coverage, the proposed benchmark serves as a challenging platform to guide research on cross-domain few-shot learning. Future work may expand the target domains further.

## References

- [1] Adewole S. Adamson and Avery Smith. Machine learning and health care disparities in dermatology. *JAMA Dermatology*, 154(11):1247–1248, Nov. 2018.
- [2] Shai Ben-David, John Blitzer, Koby Crammer, Alex Kulesza, Fernando Pereira, and Jennifer Wortman Vaughan. A theory of learning from different domains. *Machine learning*, 79(1-2):151–175, 2010.
- [3] Luca Bertinetto, Joao F Henriques, Philip HS Torr, and Andrea Vedaldi. Meta-learning with differentiable closed-form solvers. *arXiv preprint arXiv:1805.08136*, 2018.
- [4] Wei-Yu Chen, Yen-Cheng Liu, Zsolt Kira, Yu-Chiang Frank Wang, and Jia-Bin Huang. A closer look at few-shot classification. In *International Conference on Learning Representations*, 2019.
- [5] Noel Codella, Veronica Rotemberg, Philipp Tschandl, M Emre Celebi, Stephen Dusza, David Gutman, Brian Helba, Aadi Kalloo, Konstantinos Liopyris, Michael Marchetti, et al. Skin lesion analysis toward melanoma detection 2018: A challenge hosted by the international skin imaging collaboration (isic). *arXiv preprint arXiv:1902.03368*, 2019.
- [6] Jia Deng, Wei Dong, Richard Socher, Li-Jia Li, Kai Li, and Li Fei-Fei. Imagenet: A large-scale hierarchical image database. In *2009 IEEE conference on computer vision and pattern recognition*, pages 248–255. Ieee, 2009.
- [7] Nikita Dvornik, Cordelia Schmid, and Julien Mairal. Diversity with cooperation: Ensemble methods for few-shot classification. *arXiv preprint arXiv:1903.11341*, 2019.
- [8] Chelsea Finn, Pieter Abbeel, and Sergey Levine. Model-agnostic meta-learning for fast adaptation of deep networks. In *Proceedings of the 34th International Conference on Machine Learning-Volume 70*, pages 1126–1135. JMLR. org, 2017.
- [9] Weifeng Ge and Yizhou Yu. Borrowing treasures from the wealthy: Deep transfer learning through selective joint fine-tuning. In *CVPR*, 2017.
- [10] Gregory Griffin, Alex Holub, and Pietro Perona. Caltech-256 object category dataset. 2007.
- [11] Yunhui Guo, Honghui Shi, Abhishek Kumar, Kristen Grauman, Tajana Rosing, and Rogerio Feris. Spottune: transfer learning through adaptive fine-tuning. In *Proceedings of the IEEE Conference on Computer Vision and Pattern Recognition*, pages 4805–4814, 2019.
- [12] Kaiming He, Xiangyu Zhang, Shaoqing Ren, and Jian Sun. Deep residual learning for image recognition. In *CVPR*, 2016.
- [13] Patrick Helber, Benjamin Bischke, Andreas Dengel, and Damian Borth. Eurosat: A novel dataset and deep learning benchmark for land use and land cover classification. *IEEE Journal of Selected Topics in Applied Earth Observations and Remote Sensing*, 12(7):2217–2226, 2019.
- [14] Newton M. Kinyanjui, Timothy Odonga, Celia Cintas, Noel C. F. Codella, Rameswar Panda, Prasanna Sattigeri, and Kush R. Varshney. Estimating skin tone and effects on classification performance in dermatology datasets. *NeurIPS Fair ML for Health Workshop 2019*.
- [15] Simon Kornblith, Jonathon Shlens, and Quoc V Le. Do better imagenet models transfer better? *arXiv preprint arXiv:1805.08974*, 2018.
- [16] Alex Krizhevsky et al. Learning multiple layers of features from tiny images. Technical report, Citeseer, 2009.
- [17] Alex Krizhevsky, Ilya Sutskever, and Geoffrey E Hinton. Imagenet classification with deep convolutional neural networks. In *NIPS*, 2012.
- [18] Brenden Lake, Ruslan Salakhutdinov, Jason Gross, and Joshua Tenenbaum. One shot learning of simple visual concepts. In *Proceedings of the Annual Meeting of the Cognitive Science Society*, volume 33, 2011.
- [19] Brenden M Lake, Ruslan Salakhutdinov, and Joshua B Tenenbaum. Human-level concept learning through probabilistic program induction. *Science*, 350(6266):1332–1338, 2015.
- [20] Kwonjoon Lee, Subhransu Maji, Avinash Ravichandran, and Stefano Soatto. Meta-learning with differentiable convex optimization. In *Proceedings of the IEEE Conference on Computer Vision and Pattern Recognition*, pages 10657–10665, 2019.
- [21] Fei-Fei Li, Rob Fergus, and Pietro Perona. One-shot learning of object categories. *IEEE transactions on pattern analysis and machine intelligence*, 28(4):594–611, 2006.
- [22] Thomas Mensink, Jakob Verbeek, Florent Perronnin, and Gabriela Csurka. Distance-based image classification: Generalizing to new classes at near-zero cost. *IEEE transactions on pattern analysis and machine intelligence*, 35(11):2624–2637, 2013.
- [23] Sharada P Mohanty, David P Hughes, and Marcel Salathé. Using deep learning for image-based plant disease detection. *Frontiers in plant science*, 7:1419, 2016.
- [24] Alex Nichol, Joshua Achiam, and John Schulman. On first-order meta-learning algorithms. *arXiv preprint arXiv:1803.02999*, 2018.
- [25] Sinno Jialin Pan and Qiang Yang. A survey on transfer learning. *IEEE Transactions on knowledge and data engineering*, 22(10):1345–1359, 2009.
- [26] Sachin Ravi and Hugo Larochelle. Optimization as a model for few-shot learning. 2016.
- [27] Mengye Ren, Eleni Triantafillou, Sachin Ravi, Jake Snell, Kevin Swersky, Joshua B Tenenbaum, Hugo Larochelle, and Richard S Zemel. Meta-learning for semi-supervised few-shot classification. *arXiv preprint arXiv:1803.00676*, 2018.
- [28] Veronica Rotemberg, Allan Halpern, Stephen W. Dusza, and Noel C. F. Codella. The role of public challenges and data sets towards algorithm development, trust, and use in clinical practice. *Seminars in Cutaneous Medicine and Surgery*, 38(1):E38–E42, Mar. 2019.

- [29] Jake Snell, Kevin Swersky, and Richard Zemel. Prototypical networks for few-shot learning. In *Advances in Neural Information Processing Systems*, pages 4077–4087, 2017.
- [30] Flood Sung, Yongxin Yang, Li Zhang, Tao Xiang, Philip HS Torr, and Timothy M Hospedales. Learning to compare: Relation network for few-shot learning. In *Proceedings of the IEEE Conference on Computer Vision and Pattern Recognition*, pages 1199–1208, 2018.
- [31] Eleni Triantafillou, Tyler Zhu, Vincent Dumoulin, Pascal Lamblin, Kelvin Xu, Ross Goroshin, Carles Gelada, Kevin Swersky, Pierre-Antoine Manzagol, and Hugo Larochelle. Meta-dataset: A dataset of datasets for learning to learn from few examples. *arXiv preprint arXiv:1903.03096*, 2019.
- [32] Philipp Tschandl, Cliff Rosendahl, and Harald Kittler. The ham10000 dataset, a large collection of multi-source dermatoscopic images of common pigmented skin lesions. *Scientific data*, 5:180161, 2018.
- [33] Oriol Vinyals, Charles Blundell, Timothy Lillicrap, Daan Wierstra, et al. Matching networks for one shot learning. In *Advances in neural information processing systems*, pages 3630–3638, 2016.
- [34] Catherine Wah, Steve Branson, Peter Welinder, Pietro Perona, and Serge Belongie. The caltech-ucsd birds-200-2011 dataset. 2011.
- [35] Xiaosong Wang, Yifan Peng, Le Lu, Zhiyong Lu, Mohammadhadi Bagheri, and Ronald M Summers. Chestx-ray8: Hospital-scale chest x-ray database and benchmarks on weakly-supervised classification and localization of common thorax diseases. In *Proceedings of the IEEE conference on computer vision and pattern recognition*, pages 2097–2106, 2017.
- [36] P. Welinder, S. Branson, T. Mita, C. Wah, F. Schroff, S. Belongie, and P. Perona. Caltech-UCSD Birds 200. Technical Report CNS-TR-2010-001, California Institute of Technology, 2010.
- [37] Jason Yosinski, Jeff Clune, Yoshua Bengio, and Hod Lipson. How transferable are features in deep neural networks? In *NIPS*, 2014.
- [38] Chiyuan Zhang, Samy Bengio, and Yoram Singer. Are all layers created equal? *arXiv preprint arXiv:1902.01996*, 2019.

## 9. Appendix

### 9.1. Incremental Multi-model Selection

---

**Algorithm 1: Incremental Multi-model Selection.**  $S = \{x_i, y_i\}_{i=1}^{K \times N}$  is a support set consisting of  $N$  examples from  $K$  novel classes. Assume there is a library of  $C$  pretrained models  $\{M_c\}_{c=1}^C$ . Each model has  $L$  layers and  $l$  is used to denote one particular layer. Let  $CW(S, I)$  be a function which returns the average cross-validation error given a dataset  $S$  and a set of layers  $I$  which are used to generate feature vector.

---

```
/* First stage */
1  $I_1 = \{\}$ 
/* Iterate over each pretrained
   model */
2 for  $c = 1 \rightarrow C$  do
3    $min\_loss = -1$ 
4    $best\_l = None$ 
   /* Iterate over each layer of the
     pretrained model */
5   for  $l = 1 \rightarrow L$  do
6     if  $CW(S, \{l\}) < min\_loss$  then
7        $best\_l = l$ 
8        $min\_loss = CW(S, \{l\})$ 
9    $I_c = I_c \cup best\_l$ 
/* Second stage */
10  $I = \{\}$ 
11  $min\_loss = -1$ 
12 for each  $l$  in  $I_1$  do
13   if  $CW(S, I \cup l) < min\_loss$  then
14      $min\_loss = CW(S, I \cup l)$ 
15      $I = I \cup l$ 
16 Concatenate the feature vectors generated by the
    layers in  $I$  and train a linear classifier.
```

---