

Construction and Maintenance of Swarm Drones^{*}

Kiril Danilchenko
kirild@post.bgu.ac.il

Michael Segal
segal@bgu.ac.il

School of Electrical and Computer Engineering
Ben-Gurion University of the Negev, Beer-Sheva, Israel

Abstract

In this paper we study the dynamic version of the covering problem motivated by the coverage of drones' swarm: Let S be a set of n non-negative weighted points in the plane representing users. Also consider a set P of m disks that correspond to the covering radius of each drone. We want to place (and maintain) set P such that the sum of the weights of the points in S covered by disks from P is maximized. We present a data structure that maintains a small constant factor approximate solution efficiently, under insertions and deletions of points to/from S where each update operation can be performed $O(\log n)$ time.

1 Introduction

Unmanned aerial vehicles (UAVs or drones) have been the subject of concerted research over the past few years. UAVs have many potential applications in wireless communication systems [11]. In particular, UAV-mounted mobile base stations (MBSs). UAVs-mounted MBSs can be used to provide wireless coverage in several scenarios: emergency cases, battlefields, and more. The performance of the UAV-based network depends on the deployment of UAVs. Generally, the drone deployment problem has been studied to find out the optimal 3D positions for drones to serve ground users on a 2D plane. The researchers have focused on deployment strategies based on minimizing the number of UAVs required to provide wireless coverage to all ground users.

Opposite to the most existing work where the number of UAVs is assumed to be at least as a number of ground users [8, 9, 10], here we consider a more realistic scenario. We focus on the situation where the number of UAVs is given, and this number is significantly less than the number of ground users. This assumption is reasonable in emergency cases or battlefields where the number of ground users (for example, soldiers or firefighters) is more than the number of UAVs. As a result, we face a problem that not all users will necessarily be covered. Additionally, we assume that the ground users have a rank. For example, on the battlefield, it is more critical to provide wireless coverage to the commanding officer than to the regular soldier. The number, rank, and location of ground users may be changed at a time to time. Thus, we are facing the most crucial question "who should be covered and who should not, at any point of time?" For a given particular snapshot, this problem is known to be NP-hard [3]. In this paper, we assume that all UAVs fly at the same, fixed altitude. See Figure 1. To deal with our problem,

^{*}This research has been supported by the grant from Pazy Foundation

we presented a dedicated data structure and a constant factor approximation algorithm under addition, deletion, or rank change of ground user.

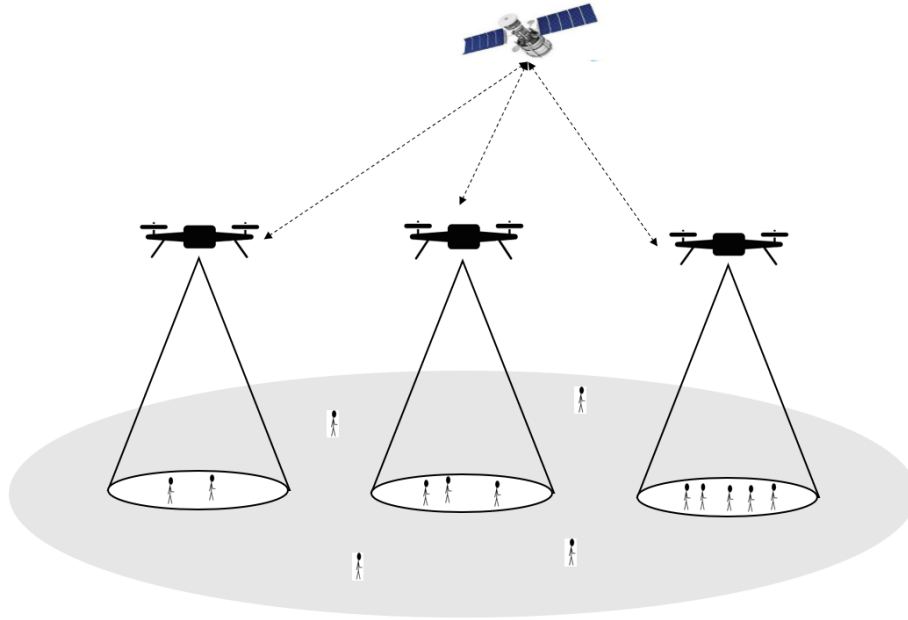


Figure 1: Coverage of ground users by UAVs.

The rest of the paper is organized as follows. Section 2 reviews the related work. In Section 3, we formally describe the problem. Section 4 presents the approach for calculating the upper bound value of our problem. The proposed solutions for the scenario where the ground users are static are shown at Section 5. Section 6 presents solutions for dynamic version. Finally, Section 7 concludes the paper and discusses the future work.

2 Related Work

The authors of [8] aimed to provide wireless coverage for a group of ground terminals, ensuring that each ground terminal is within the communication range of at least one UAV with minimal number of UAVs. They proposed a polynomial-time algorithm with successive UAVs placement, where the UAVs are placed sequentially starting from the area perimeter of the uncovered ground terminals along a spiral path towards the center, until all ground terminals are covered. The authors in [9] studied the optimal deployment of UAVs, such that the total coverage area is maximized. The UAVs were assume to be equipped with directional antennas.

The authors of [10] and [12] required to provide drones deployments in which a given set of objects should be covered by the sensing range of at least one drone. Each object should be monitored for a certain amount of time. The authors consider minimizing the number of drones to cover the target and the total energy consumption of the drones.

The paper [15] investigated a challenging problem of how to deploy multiple UAVs for on-demand coverage while at the same time maintaining the connectivity among UAVs. The paper [4] utilizes autonomous mobile base stations (MBSs) to maintain network connectivity while minimizing the number of MBNs that are deployed. They [4] formulate the problem of reducing the number of MBSs and refer to it as the Connected Disk Cover (CDC) problem. They show that it can be decomposed into

the Geometric Disk Cover (GDC) problem and the Steiner Tree Problem with Minimum Number of Steiner Points (STP-MSP). The authors proved that if these subproblems can be solved separately by γ -approximation and δ -approximation algorithms, respectively, the approximation ratio of the joint solution is $\gamma + \delta$.

The authors of [3] were the first who presented the problem of covering the maximum number of points in the point set S with m unit disks. They call this problem $max(S, m)$. They gave the first $(1 - \varepsilon)$ -approximation algorithm for the problem $max(S, m)$ with time complexity $O(n\varepsilon^{-4m+4}) \log^{2m-1}(\frac{1}{\varepsilon})$. The problem to place m rectangles such that the sum of the weights of the points in P covered by these rectangles is maximized is considered in [7]. For any fixed $\varepsilon > 0$, the authors present efficient approximation schemes that can find a $(1 - \varepsilon)$ -approximation to the optimal solution in $O(\frac{n}{\varepsilon} \log(\frac{1}{\varepsilon}) + m(\frac{1}{\varepsilon})^{O(\min(\sqrt{m}, \frac{1}{\varepsilon})}))$ run time. In [14] the authors presented a PTAS for a more general case different covering shapes (disks, polygons with $O(1)$ edges), running in $O(n\frac{1}{\varepsilon}^{O(1)} + \frac{m}{\varepsilon} \log m + m(\frac{1}{\varepsilon})^{O(\min(m, \frac{1}{\varepsilon})}))$ time. Regarding 1-dimensional case, the authors of [6] have shown how to find δ points on the line that hit a maximum number of intervals, for a given family of n intervals, in $O(\delta n^2)$ time. The paper [13] proved that the problem from [6] is equivalent to finding δ cliques in a n interval graph that cover a maximum number of distinct vertices. In [13] the authors show $O(\delta|E|)$ running time for connected interval graphs.

3 Problem Formulation

We consider a set S of n points distributed in the plane, where each point $s_i \in S, i = 1, \dots, n$, has a positive weight $w(s_i)$. Also consider a set P of m disks (squares) of radius R_{COV} . We define the following problems:

Static-max(S,m)($Smax_*(S, m)$): Given a set S , place shapes from the set P such that the total weight of points from the set S covered by the disks is maximized.

Dynamic-max(S,m)($Dmax_*(S, m)$): Given a set S , maintain shapes from the set P such that the sum of the weights of the points in S covered by disks from P is maximized under insertions and deletions of points to/from S .

Note that "*" symbolizes which covering shape is in use (\square stands for square and \circ stands for disk).

4 One-dimensional Case

In this section, we present the approach for calculating the upper bound value of $Smax_*(S, m)$ and the required runtime to calculate it. To evaluate the maximum possible weight of covered points from S , we make dimension reduction and deal with the one-dimensional instance of the $Smax_*(S, m)$. The one-dimensional instance of the $Smax_*(S, m)$ is defined as follows. Given a set S of n weighted points on a line, and a set P of m intervals having length $2R_{COV}$, we would like to locate intervals from P to cover a subset of S having maximum weight. Note that this problem is equivalent to the following piercing problem: Given a set S' of n weighted intervals $i_j = [l_j, r_j], j = 1, \dots, n$, of length $2R_{COV}$, we want to identify a set P' of m piercing points that pierce a subset of S' having maximum weight. The weight of i_j denoted by $w(i_j)$ and is equal to $w(s_j), s_j \in S, j = 1, \dots, n$.

We call this problem *m-Maximum Weighted Partial Interval Hitting Problem (MWPIHP)*. We define a neighbour of interval i_j to be interval $s_k \in S'$ such that $s_k \cup s_j \neq \emptyset$. The neighbourhood of an interval i_j in S' is the subset of S' induced by all neighbour intervals of i_j , including i_j itself. We solve *MWPIHP* by using a dynamic programming approach. Let $F(j, k)$ represent the maximum weight of piercing a set $\{i_1, \dots, i_j\}$ of intervals by k piercing points. $F(j, k)$ can be computed by considering two cases: whether the k^{th} piercing point is used to pierce i_j or not.

Thus, we have the following recurrence for a set of sorted (by left endpoint) intervals $\{i_1, \dots, i_n\}$.

$$F(j, k) = \begin{cases} 0 & \text{if } k = 0 \\ \max \{F(j-1, k), F(j-N, k-1) + W(l_j)\} & \text{if } k \geq 1, \\ & 1 \leq j \leq n, \\ & 1 \leq k \leq m \end{cases} \quad (1)$$

Using the fact that all intervals have equal length we can assume that we always pierce i_j on its left endpoint. The $W(l_j)$ value is the weight of all intervals pierced by point l_j , and N value is the number of intervals pierced by point l_j . Computation of $W(i_j)$ and N can be done in $O(\log n)$ time by following approach.

We build a balanced binary search tree on the left endpoints of the intervals $\{l_k\}_{k=1}^n$, where each node keeps the total weight of its left subtree and its right subtree, as well the number of nodes in its subtrees. The weight of leaf is equal to the weight of intervals it belongs to, and the number of nodes on its left and right subtree is equal to zero. In this tree, we look for nodes that belong to the range between the left endpoint of the interval i_j and the left endpoint of a leftmost neighbor of i_j . In order to find these nodes we look for the leaf with value v_{l_j} and a leaf with the smallest value that is equal or larger than $v_{l_j-2R_{COV}}$. Next we find the lowest common ancestor of identified leaves v_{l_j} and $v_{l_j-2R_{COV}}$. Denote this node as lca . Define the set of nodes that are located in the path from v_{l_j} to lca as R . We will sum up the values of the right subtrees of the trees rooted by the nodes from R , denote this sum as sum_r . Symmetrically we perform the similar actions from $v_{l_j-2R_{COV}}$. Denote this sum as sum_l . The value of $W(i_j)$ is equal to $W(i_j) = sum_r + sum_l$. We find N similarly to $W(i_j)$ in $O(\log n)$ runtime. This gives us an algorithm with the running time $O(mn \log n)$, since we have $O(mn)$ values to compute, where each computation takes time $O(\log n)$.

Theorem 1. *The upper bound of $Smax_*(S, m)$ can be evaluated in $O(mn \log n)$ runtime.*

Proof. The upper bound of $Dmax_*(S, m)$, i.e., the maximum weight of points which can be covered by m squares can be calculated by projection of the set S on x and y axis, following the solution of *MWPIHP* for each axis separately by choosing the maximum weight between the two results. ■

5 Two-dimensional Case

First, we focus on the case of squares. The $Smax_{\square}(S, m)$ is NP-hard when m is part of the input, and the shape is square [1, 14]. We slightly change the definition of $Smax_{\square}(S, m)$. The relaxed $Smax_{\square}(S, m)$ contains an additional constraint required that the distance between each pair of points in C is at least $2R_{COV}$, where the set C contains the centers of squares from set P . This is in order to avoid any overlapping in the coverage (see [9]) and as a result to prevent interference between neighboring UAVs. We denote this instance of problem $Smax_{\square}(S, m)$ as $RSmax_{\square}(S, m)$.

Theorem 2. *The $RSmax_{\square}(S, m)$ is NP-hard.*

Proof. The reduction is from the (p, k) -Rectangle Covering problem [5], which is NP-hard problem for any fixed k when p is part of the input. (p, k) -Rectangle Covering problem finds p axis-aligned, pairwise-disjoint boxes that together contain at least $n - k$ points. We focus on the decision version of the problem $(p, 0)$ -Rectangle Covering problem: Given n points in the plane and an integer $p > 0$, decide whether or

not there exist p axis-aligned unit squares that together cover all points. The reduction is as follows. The parameter R_{COV} is equal to 0.5 and the weight of each point in the set S is equal to one. The solution of the $RSmax_{\square}(S, m)$ will be the number of covered points. Therefore, the number of covered points equals to n iff it is possible to cover all the points with p unit non-overlapping squares. ■

5.1 Approximation solution for $Smax_{\square}(S, m)$

We want to mention that our primary goal is to find the dynamic solution (under insertions/deletions of weighted points from S). Unfortunately, it is impossible to make the dynamic solutions based on the techniques presented in [7, 14] for achieving PTAS. Therefore, we first present the solution for the static case and then show how to make it work in the dynamic setting. Denote by G_r the square grid with cell size r such that the vertical and the horizontal lines are defined as follows:

$$G_r = \left\{ (x, y) \in \mathbb{R}^2 \mid x = k \cdot r, k \in \mathbb{Z} \right\} \cup \left\{ (x, y) \in \mathbb{R}^2 \mid y = k \cdot r, k \in \mathbb{Z} \right\}$$

Given a point $s_i \in S$ we call the integer pair $\left(\left\lfloor \frac{x}{r} \right\rfloor, \left\lfloor \frac{y}{r} \right\rfloor \right)$ as *cell index* (the cell in which s_i is located). Each nonempty cell in G_r will be identified by *index*. We calculate the *cell index* (a_i, b_i) for each point $s_i \in S$ and use (a_i, b_i) to find *index* $\pi(a_i, b_i)$. The *index* $\pi(a_i, b_i)$ is a result of Cantor pair function [2], where the *cell index* (a_i, b_i) is input of this function. Cantor pairing function is a recursive pairing function $\pi : \mathbb{N} \times \mathbb{N} \rightarrow \mathbb{N}$ defined by

$$\pi(x, y) = \frac{(x + y + 1)(x + y)}{2} + y \tag{2}$$

Next, we present our heuristic solution of the $Smax_{\square}(S, m)$ and $RSmax_{\square}(S, m)$. Denote this solution as $HSmax_{\square}(S, m)$. We divide the area that contains the set S into grid with cell size $r = 2R_{COV}$. We place the set of m squares of P in the cells having maximal weight, such that the squares fit the cells of G_r .

Algorithm 1: $HSmax_{\square}(S, m)$

Input: G_r, m

Output: Set P covering m cells having largest weight

- 1 Sort the weights of G_r cells in non decreasing order.
 - 2 Place the set P in the m cells having largest weight.
-

Theorem 3. *The $HSmax_{\square}(S, m)$ algorithm provides $1/4$ -approximate solution to $Smax_{\square}(S, m)$.*

Proof. Define the optimal solution of $Smax_{\square}(S, m)$ by OPT and the solution that is achieved by $HSmax_{\square}(S, m)$ as SOL . Additionally, denote the total weight of points covered by OPT and SOL as $W(OPT)$ and $W(SOL)$, respectively. Each of the squares in OPT may overlap with at most 4 cells from G_r . In this case grid G_r divides each square into four rectangles. In Figure 3 grid G_r divides one of the squares from OPT , R_o into four rectangles: o_1, o_2, o_3 and o_4 . As already mentioned, each square from OPT is divided by at most four rectangles. Therefore the number of cells in G_r overlapping with the squares from OPT is $4m$. Define the set of sorted cells that overlap with OPT , as Q , and the weight of this set as $W(Q)$. Additionally, define the set of m cells having maximal weight from set Q as Q_m and the weight of this set as $W(Q_m)$. Obviously, the weight of $W(Q_m) \geq \frac{W(Q)}{4}$. It is easy to see that the equality holds only in the case of uniform distribution of weight among the cells from Q ; in any other

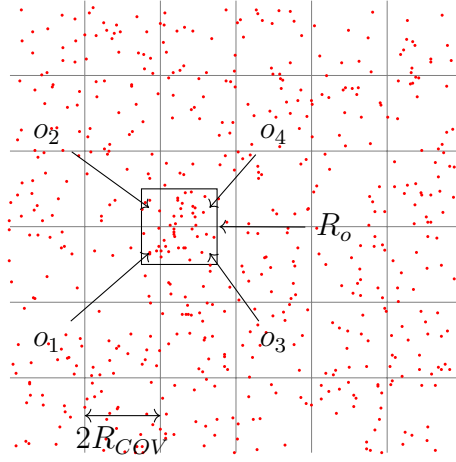


Figure 2: Overlapping between the square from OPT and the grid G_r

case, the inequality holds. On the other side, the weight of SOL is greater than or equal to the weight of any other set of cells from G_r with the same amount of cells. Therefore $W(SOL) \geq W(Q_m) \geq \frac{W(Q)}{4}$. ■

In order to find our solution, we build a balanced binary search tree T where each node has two fields: key and value. The key field is an *index* of non-empty cell in grid G_r and value is a total weight of points covered by this cell. For each point $s_i \in S$ we calculate *cell index* (a_i, b_i) and use (a_i, b_i) to find $\pi(a_i, b_i)$. For each point s_i we insert node with key $\pi(a_i, b_i)$ in the T , and if it is necessary update the value of this node.

For each cell in G_r we calculate the total weight of points belonging to this cell; this calculation takes $O(n \log n)$ runtime. Note that the number of non-empty cells is at most n . The runtime required to build a T is $O(n \log n)$ and to find m most weighted cells takes $O(m \log n)$ runtime.

Theorem 4. *The optimal solution of $Smax_{\square}(S, m)$ can be achieved by $HSmax_{\square}(S, 4m)$.*

Proof. We use similar notations as in Theorem 3. The size of Q is at most $4m$ and the size of SOL is $4m$, too. The weight of SOL is greater than or equal to the weight of any other set of cells from G_r with the same amount of cells. Obviously, $W(SOL) \geq W(Q)$. ■

5.2 Approximate solution for $Smax_{\circ}(S, m)$

Now, we focus on the case of disks. We use similar notations as in previous section. We change the size of cell in grid G_r to be $r = \sqrt{2}R_{COV}$. All the rest remain the same. Denote this solution as $HSmax_{\circ}(S, m)$.

Theorem 5. *The $HSmax_{\circ}(S, m)$ algorithm provides $1/7$ -approximate solution to $Smax_{\circ}(S, m)$.*

Proof. The proof is similar to the proof of Theorem 3 with a slight difference. Each of the disks in OPT may overlap with at most 7 cells from G_r . See Figure 3. Thus, set Q may overlap with $7m$ cells. Using similar arguments as in Theorem 3 we can see that the approximation ration is $\frac{1}{7}$. ■

6 Maintenance of Dynamic Covering Set

In this section, we deal with a dynamic set of points S . From time to time, a point is added to S , deleted from S , or its weight may be updated. In the dynamic version of the $Dmax_{*}(S, m)$ problem we

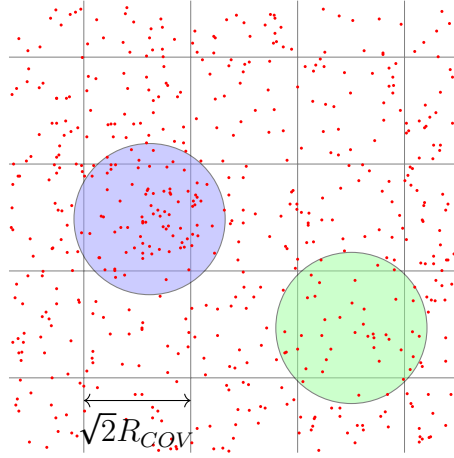


Figure 3: Location of disk from optimal solution and $HSmax_{\circ}(S, m)$, left and right disks, respectively

want to maintain dynamically a set P of disks (squares) to maximize the total weight of covered points from S .

First, we focus on the case of squares. To deal with the dynamic set S , we offer the following approach. After each change in S , we check if the square $p_i \in P$ that covers points having minimal total weight over all squares from P after the set update needs to change its location in order to cover points of larger total weight. At the start of the algorithm, we place the set P by $HSmax_{\square}(S, m)$ from the previous section. For simplicity, we also assume that all the points from S are in general position.

We construct a data structure D of size $O(n)$ that will allow us to update the set S and to maintain the location of P dynamically. The data structure D supports the following operations:

- *Insert* (s_{new}) - Insert a new point s_{new} into S .
- *Delete* (s_i) - Delete an existing point s_i from S .
- *Update* (s_i, \hat{w}) - Given $s_i \in S$ update the weight of s_i to be \hat{w} .

Among the non-empty cells of grid G_r and covered cells by set P , we select the cell $minC$ having the minimum weight. Also, among the non-empty cells of grid G_r and not covered cells by set P , we select the cell $maxC$ having the maximum weight. We define the weight of the cell in G_r with *index* $\pi(a, b)$ as $\rho_{\pi(a, b)}$.

The proposed data structure D is a combination of two data structures. The first data structure keeps the set S , and the second data structure contains the set C of square centers and weights of points covered by each $p_i \in P$. We denote these data structures by D_1 and D_2 , respectively.

The first data structure D_1 is a balanced binary search tree built on the x -coordinate of the points in S .

The second data structure D_2 is combination of three balanced binary search trees T_1 , T_2 and T_3 . The balanced binary search tree T_1 is a tree where each node corresponds to the weight of the cell from G_r covered by the square from set P . Therefore if cell with *index* $\pi(a, b)$ covered by the square from set P , then node with key $\rho_{\pi(a, b)}$ belongs to T_1 . The balanced binary search tree T_2 is a tree where each node corresponds to the weight of nonempty cell in G_r , which is not covered by any square from set P . Therefore if nonempty cell with *index* $\pi(a, b)$ not covered by any square from set P , then node with key $\rho_{\pi(a, b)}$ belongs to T_2 . The balanced binary search tree T_3 is a tree where each node has key and value. The key is an *index* $\pi(a, b)$ of the non-empty cell in G_r , and value is a $c_i \in C$ if the cell is covered by

square $p_i \in P$ or $NULL$ if the cell is not covered by square from set P . Additionally, each node in T_3 has a pointer to node in T_1 or T_2 , accordingly if the cell is covered or not. We note that there is no need to store any information for empty cells. See Figure 4.

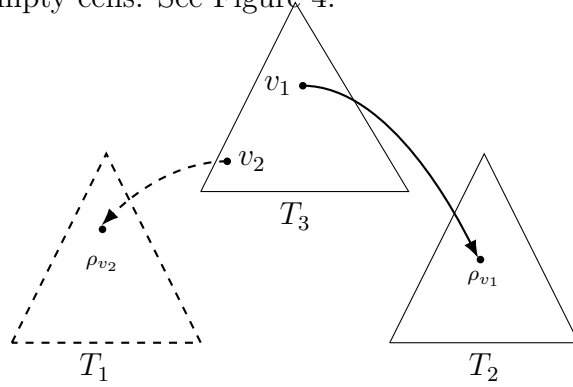


Figure 4: Data structure D_2

The data structure D uses $O(n)$ storage and it can be constructed in $O(n \log n)$ time.

6.1 Update

In this section we describe the **Update** algorithm. Assume that the weight of point $s_i \in S$ will be updated to \hat{w} . We begin the **Update** algorithm by updating the point s_i weight in D_1 . We find the x -coordinate of point s_i in the tree D_1 and update the weight of point s_i . We store the difference between the new and the old weights of point s_i : $temp = w(s_i) - \hat{w}$. In order to find a node which represented s_i we need to perform at most $O(\log n)$ operations.

We keep continuing the **Update** algorithm by updating D_2 , i.e., we update the fields of nodes in D_2 that were affected by the weight change of point s_i . We find the *cell index* (a, b) of the point s_i and use the (a, b) to find the *index* $\pi(a, b)$. In T_3 we find the node that is associated with $\pi(a, b)$. Denote this node as v_{cell} . The runtime to find v_{cell} is $O(\log n)$. Without loss of generality, assume that the point s_i belongs to the cell which is covered by P . Then, the node v_{cell} has a pointer to node in T_1 . Denote this node as $v_{\pi(a,b)}$. The key of node $v_{\pi(a,b)}$ is equal to the total weight of points that belong to cell with *index* $\pi(a, b)$, i.e. $\rho_{\pi(a,b)}$. Next we have to update the key of node $v_{\pi(a,b)}$. The updated key of node $v_{\pi(a,b)}$ will be calculated by $\rho_{v_{\pi(a,b)}} = \rho_{v_{\pi(a,b)}} + temp$. We may need to rebalance the T_1 structure too, in $O(\log n)$.

Let $p' \in P$ be the square covering $minC$ after point s_i weight update. We need to check whether or not the location of $p' \in P$ should be changed to cover $maxC$ cell instead of $minC$. If the weight of $minC$ is greater than the $maxC$ weight, we finish. In another case, $maxC > minC$, we have to replace the square p' to cover the cell $maxC$. As the result of this, we have to update the data structure D_2 . The update of data structure D_2 includes the change the value of v_{cell} from c' to $NULL$, update the value of node $v \in T_1$ from $minC$ to $maxC$, and delete from T_2 the node associated with the cell $maxC$ and inserting new node associated with the cell $minC$ to T_2 . The runtime is $O(\log n)$.

6.2 Insertion

In this section we describe the **Insertion** algorithm. Let s_{new} be a new point to be added to S . Insertion of new point into D requires the following steps:

- Insert the point s_{new} as a new node in D_1 .
- Update the nodes of D_2 that are affected by a new point s_{new} .

The insertion of point s_{new} into D_1 takes $O(\log n)$ runtime. Next we calculate *cell index* of point s_{new} . We find the *cell index* (a, b) of the point s_{new} and using the (a, b) to find the *index* $\pi(a, b)$. We

insert node with key $\pi(a, b)$ in T_3 (or not if $\pi(a, b)$ exist), and update T_1 or T_2 . There are two options depending on whether exist a node in T_3 with key $\pi(a, b)$. In the first case a node with key $\pi(a, b)$ does not exist in T_3 . We will insert a node with key $\pi(a, b)$ into T_3 , and node with key $\rho_{\pi(a, b)}$ is inserted into T_2 . Also, node with key $\pi(a, b)$ from T_1 has a pointer to node with key $\rho_{\pi(a, b)}$ from tree T_2 . The insertion of new node in T_1 and T_3 takes $O(\log n)$ runtime. In the second case a node with key $\pi(a, b)$ exists in T_3 . Two options possible: the cell is covered by one of the squares from set P or not. Therefore we need to update node with key $\rho_{\pi(a, b)}$ in T_2 or T_3 . The update takes $O(\log n)$ runtime.

Let $p' \in P$ be the square covering $minC$. We need to check whether or not the location of $p' \in P$ should be changed to cover $maxC$ cell instead of $minC$. The approach of replacing the square p' position is described in Section 6.1. In this case the update operation takes $O(\log n)$ runtime.

6.3 Deletion

In this section we describe the **Deletion** algorithm. Let s_{del} be a point to be deleted from S . The deletion of point s_{del} from D requires the following steps:

- Delete an existing point s_{del} from D_1 .
- Update the nodes of D_2 that affected by deletion of the point s_{del} .

The required runtime to delete s_{del} from D_1 is $O(\log n)$. Next we calculate *cell index* of point s_{del} . We find the *cell index* (a, b) of the point s_{del} and using the (a, b) to find the *index* $\pi(a, b)$. We find node with key $\pi(a, b)$ in T_3 . Next, we update T_1 or T_2 , depending on the value (center of covering square or NULL) of node with key $\pi(a, b)$. Assume without loss of generality that the cell with *cell index* (a, b) is covered by square $p' \in P$. We update the node with key $\rho_{\pi(a, b)}$ in T_2 using similar approach as described in **Update** algorithm with one difference: $temp = -w(s_{del})$. Additionally, we need to check whether or not the location of square which covers $minC$ should be changed to cover $maxC$ cell instead of $minC$.

Now, we focus on the case of disks. To deal with dynamic set S , when the covering shape is disk, we perform the following changes. At the start of the algorithm, we place set P of m disks by $HSmax_{\circ}(S, m)$. The disks in our solution may overlap. Therefore we have to exclude double counting of the weight of point covered by more than one disk. For this, when we calculate the weight of disk, we take into account only the points located in the cell, which is circumscribed by the disk. The rest remains the same.

Theorem 6. *Let S be a set of weighted (non-negative) points on the plane, and assume that the size of S never exceeds $O(n)$. It is possible to construct in time $O(n \log n)$ a data structure of size $O(n)$ that enables us to maintain a set of m disks (squares), under insertions and deletions of points to/from S , that covers a subset of m cells having largest weights in given G_r , in time $O(\log n)$ per update. ■*

Theorem 7. *The approximation ratio of algorithms that solve $Dmax_{\square}(S, m)$ and $Dmax_{\circ}(S, m)$, on dynamic set of points S is $\frac{1}{4}$ or $\frac{1}{7}$, respectively.*

Proof. We claim that after each change in the set of points S , the set of m covering shapes (squares or disks) P covers m cells having largest weights. After any change in set S , this change affects only one cell. Therefore, the total weight of points that belong to this cell may be changed. Denote this cell as *CELL*. First, we assume that square/disk $p' \in SOL$ fully covers *CELL* (in the case p' is square then p' coincides with *CELL*, in the case p' is disk, *CELL* is circumscribed by p'). Only in the case, a total weight of points belonging to *CELL* has been decreased and became smaller than the weight of points belongs to $maxC$, we need to replace p' to cover $maxC$. Opposite, we assume that no square/disk from P covers *CELL*. Only in the case that the total weight of points that belong to *CELL* has grown up

and became greater than the weight of points that belong to $minC$, we replace the location of one of the squares/disks from a set P to coincide with $maxC$ (or be circumscribed by p' in the case of disk) instead of $minC$. After the replacement, the set P covers m cells with largest weight.

Thus, following the result from Theorem 3 or Theorem 5, we may conclude that we can achieve approximation ratio for $Dmax_{\square}(S, m)$ or $Dmax_{\circ}(S, m)$ to be $\frac{1}{4}$ or $\frac{1}{7}$, respectively. ■

7 Conclusion

In this paper, we dealt with the problem of dynamic maintenance of drones' swarm in order to cover ground users. We presented a heuristic algorithm that provides $\frac{1}{4}$ or $\frac{1}{7}$ approximation of the optimal solution when the covered shapes are squares or disks, respectively. The time required to maintain the set of drones after any change is $O(\log n)$. It would be interesting to generalize the results for the case where UAVs are required to be connected.

References

- [1] Nimrod Megiddo and Kenneth J Supowit. "On the complexity of some common geometric location problems". In: *SIAM Journal on Computing* 13(1) (1984), pp. 182–196.
- [2] Matthew Szudzik. "An elegant pairing function". In: *Wolfram Research (ed.) Special NKS 2006 Wolfram Science Conference*. 2006, pp. 1–12.
- [3] Mark De Berg, Sergio Cabello, and Sarel Har-Peled. "Covering many or few points with unit disks". In: *Theory of Computing Systems* 45(3) (2009), pp. 446–469.
- [4] Anand Srinivas, Gil Zussman, and Eytan Modiano. "Construction and maintenance of wireless mobile backbone networks". In: *IEEE/ACM Transactions on Networking* 17(1) (2009), pp. 239–252.
- [5] Hee-Kap Ahn, Sang Won Bae, Erik D Demaine, Martin L Demaine, Sang-Sub Kim, Matias Korman, Iris Reinbacher, and Wanbin Son. "Covering points by disjoint boxes with outliers". In: *Computational Geometry* 44(3) (2011), pp. 178–190.
- [6] Marek Chrobak, Mordecai Golin, Tak-Wah Lam, and Dorian Nogneng. "Scheduling with gaps: New models and algorithms". In: *International Conference on Algorithms and Complexity*. 2015, pp. 114–126.
- [7] Jian Li, Haitao Wang, Bowei Zhang, and Ningye Zhang. "Linear time approximation schemes for geometric maximum coverage". In: *International Computing and Combinatorics Conference*. 2015, pp. 559–571.
- [8] Jiangbin Lyu, Yong Zeng, Rui Zhang, and Teng Joon Lim. "Placement optimization of UAV-mounted mobile base stations". In: *IEEE Communications Letters* 21(3) (2016), pp. 604–607.
- [9] Mohammad Mozaffari, Walid Saad, Mehdi Bennis, and Mérouane Debbah. "Efficient deployment of multiple unmanned aerial vehicles for optimal wireless coverage". In: *IEEE Comm. Lett.* 20(8) (2016), pp. 1647–1650.
- [10] Luigi Di Puglia Pugliese, Francesca Guerriero, Dimitrios Zorbas, and Tahiry Razafindralambo. "Modelling the mobile target covering problem using flying drones". In: *Optimization Letters* 10(5) (2016), pp. 1021–1052.

- [11] Yong Zeng, Rui Zhang, and Teng Joon Lim. “Wireless communications with unmanned aerial vehicles: Opportunities and challenges”. In: *IEEE Communications Magazine* 54.5 (2016), pp. 36–42.
- [12] Dimitrios Zorbas, Luigi Di Puglia Pugliese, Tahiry Razafindralambo, and Francesca Guerriero. “Optimal drone placement and cost-efficient target coverage”. In: *JNCA* 75 (2016), pp. 16–31.
- [13] Peter Damaschke. “Refined algorithms for hitting many intervals”. In: *Information Processing Letters* 118 (2017), pp. 117–122.
- [14] Kai Jin, Jian Li, Haitao Wang, Bowei Zhang, and Ningye Zhang. “Near-linear time approximation schemes for geometric maximum coverage”. In: *Theoretical Computer Science* 725 (2018), pp. 64–78.
- [15] Haitao Zhao, Haijun Wang, Weiyu Wu, and Jibo Wei. “Deployment algorithms for uav airborne networks toward on-demand coverage”. In: *IEEE Journal on Selected Areas in Communications* 36(9) (2018), pp. 2015–2031.