
Winning the Lottery with Continuous Sparsification

Pedro Savarese^{*1} Hugo Silva^{*2} Michael Maire³

Abstract

The Lottery Ticket Hypothesis from Frankle & Carbin (2019) conjectures that, for typically-sized neural networks, it is possible to find small sub-networks which train faster and yield superior performance than their original counterparts. The proposed algorithm to search for “winning tickets”, Iterative Magnitude Pruning, consistently finds sub-networks with 90–95% less parameters which train faster and better than the overparameterized models they were extracted from, creating potential applications to problems such as transfer learning.

In this paper, we propose Continuous Sparsification, a new algorithm to search for winning tickets which continuously removes parameters from a network during training, and learns the sub-network’s structure with gradient-based methods instead of relying on pruning strategies. We show empirically that our method is capable of finding tickets that outperform the ones learned by Iterative Magnitude Pruning, and at the same time providing faster search, when measured in number of training epochs or wall-clock time.

1. Introduction

Although deep neural networks have become ubiquitous in fields such as computer vision and natural language processing, extreme overparameterization is typically required to achieve state-of-the-art results, causing higher training costs and hindering applications where memory or inference time are constrained. Recent theoretical work suggest that overparameterization plays a key role in both the capacity and generalization of a network (Neyshabur et al., 2018), and in training dynamics (Allen-Zhu et al., 2019). However, it remains unclear whether overparameterization is truly necessary to train networks to state-of-the-art performance.

^{*}Equal contribution ¹TTI-Chicago ²Independent Researcher ³University of Chicago. Correspondence to: Pedro Savarese <savarese@ttic.edu>, Hugo Silva <hlas.6646@gmail.com>.

At the same time, empirical approaches have been successful in finding less overparameterized neural networks, either by reducing the network after training (Han et al., 2015; 2016) or through more efficient architectures that can be trained from scratch (Iandola et al., 2016). Recently, the combination of these two approaches lead to new methods which discover efficient architectures through optimization instead of design (Liu et al., 2019; Savarese & Maire, 2019). Nonetheless, parameter efficiency is typically maximized by pruning an already trained network.

The fact that pruned networks are hard to train from scratch (Han et al., 2015) suggests that, while overparameterization is not necessary for a model’s capacity, it might be required for successful network training. Recently, this idea has been put into question by Frankle & Carbin (2019), where heavily pruned networks are trained faster than their original counterparts, often yielding superior performance.

A key finding is that the same parameter initialization should be used when re-training the pruned network. A *winning ticket*, defined by a sub-network and a setting of randomly-initialized parameters, is quickly trainable and has already found applications in, for example, transfer learning (Morcos et al., 2019; Mehta, 2019; Soelen & Sheppard, 2019), making the search for winning tickets a problem of independent interest.

Currently, the standard algorithm to find winning tickets is Iterative Magnitude Pruning (IMP) (Frankle & Carbin, 2019), which consists of a repeating a 2-stage procedure that alternates between parameter optimization and pruning. As a result, IMP relies on a sensible choice for pruning strategy, and is time-consuming: finding a winning ticket with 1% of the original parameters in a 6-layer CNN requires over 20 rounds of training followed by pruning, totalling over 1000 epochs. Choosing a parameter’s magnitude as pruning criterion has also shown to be sub-optimal in some settings (Zhou et al., 2019), leading to the question of whether better winning tickets can be found by different pruning methods. Moreover, at each iteration, IMP resets the parameters of the network back to initialization, hence considerable time is spent on re-training similar networks with different sparsities.

With the goal of speeding up the search for winning tickets in deep neural networks, we design Continuous Sparsifica-

tion, a novel method which continuously removes weights from a network during training, instead of following a strategy to prune parameters at discrete time intervals. Unlike IMP, our method approaches the search for sparse networks as an ℓ_0 -regularized optimization problem (Louizos et al., 2018), resulting in a method that can be fully described in the optimization framework. To approximate ℓ_0 -regularization, we propose a smooth re-parameterization, allowing for the sub-network’s structure to be directly learned with gradient-based methods. Unlike previous works, our re-parameterization is deterministic, proving more convenient for the tasks of pruning and ticket search, while also yielding faster training times.

Experimentally, our method offers superior performance when pruning VGG (Simonyan & Zisserman, 2015) to extreme regimes, and is capable of finding winning tickets in Residual Networks (He et al., 2016) trained on CIFAR-10 (Krizhevsky, 2009) at a fraction of time taken by Iterative Magnitude Pruning. In particular, Continuous Sparsification successfully finds tickets in under 5 iterations, compared to 20 iterations required by Iterative Magnitude Pruning in the same setting. To further speed up the search for sub-networks, our method abdicates *parameter rewinding* between iterations, a key ingredient of Iterative Magnitude Pruning. By showing superior results without rewinding, our experiments offer insights on how ticket search should be performed.

2. Related Work

2.1. Lottery Ticket Hypothesis

The Lottery Ticket Hypothesis (Frankle & Carbin, 2019) states that for a network $f(x; w)$, $w \in \mathbb{R}^d$, and randomly-initialized parameters $w_0 \sim \mathcal{D}$, there exists a sparse sub-network, defined by a configuration $m \in \{0, 1\}^d$, $\|m\|_0 \ll d$, that, when trained from scratch, achieves higher performance than $f(x; w)$ while requiring fewer training iterations. The authors support this conjecture experimentally, showing that such sub-networks indeed exist: in particular, they can be discovered by repeatedly training, pruning, and re-initializing the network, through a procedure named Iterative Magnitude Pruning (IMP; Algorithm 1) (Frankle et al., 2019). More specifically, IMP alternates between: (1) training the weights w of a network, (2) removing a fixed fraction of the weights with the smallest magnitude (pruning), and (3) *rewinding*: setting the remaining weights back to their original initialization w_0 .

The sub-networks found by IMP, which indeed train faster and outperform their original, dense networks, are called *winning tickets*, and can generalize across datasets (Mehta, 2019; Soelen & Sheppard, 2019) and training methods (Morcos et al., 2019). In this sense, IMP can be a promising tool

in applications that involve knowledge transfer, such as transfer or meta learning.

Zhou et al. (2019) perform extensive experiments to re-evaluate and better understand the Lottery Ticket Hypothesis. Relevant to this work is the fact that the authors propose a method to learn the binary mask m in an end-to-end manner through SGD, instead of relying on magnitude-based pruning. The authors show that learning only the binary mask and not the weights is sufficient to achieve competitive performance, confirming that the learned masks are highly dependent on the initialized values w_0 , and are also capable of encoding substantial information about a problem’s solution.

2.2. Sparse Networks

The core aspect of searching for a winning ticket is finding a sparse sub-network that attains high performance relative to its dense counterpart. One way to achieve this is through pruning methods (LeCun et al., 1990), which follow a strategy to remove weights from a trained network while minimizing negative impacts on its performance. In Han et al. (2015), a network is iteratively trained and pruned using parameter magnitudes as criterion: this iterative, two-stage algorithm is shown to outperform “one-shot pruning”: training and pruning the network only once.

Other methods attempt to approximate ℓ_0 regularization on the weights of a network, yielding one-stage procedures that can be fully described in the optimization framework. In order to find a sparse setting $m \in \{0, 1\}^d$ of a network $f(x; m \odot w)$, Srinivas et al. (2016) and Louizos et al. (2018) use a stochastic re-parameterization $m \sim \text{Bernoulli}(g(s))$ with $s \in \mathbb{R}^d$ and $g : \mathbb{R} \rightarrow [0, 1]$ applied element-wise. First-order methods, coupled with gradient estimators, are then used to train both w and s to minimize the expected loss. This approach performs continuous parameter removal during training in an automatic fashion: any component s_i of s that assumes a value during training where $g(s_i) = 0$ effectively removes w_i from the network. Moreover, approximating ℓ_0 regularization has the advantage of not requiring the added complexity of developing a custom pruning strategy.

Algorithm 1 Iterative Magnitude Pruning (Frankle et al., 2019)

- 1: Initialize $w \leftarrow w_0 \sim \mathcal{D}$ and $m \leftarrow \vec{1}^d$
 - 2: Minimize $L(f(x; m \odot w))$ until w_T is produced
 - 3: Set $m_i = 0$ for the active weights with smallest magnitudes ($|w_{T,i}| \leq \tau$ and $m_i = 1$)
 - 4: If satisfied, output ticket $f(x; m \odot w_k)$
 - 5: Otherwise, set $w \leftarrow w_k$ and go back to step 2
-

Algorithm 2 Iterative Stochastic Sparsification (inspired by Zhou et al. (2019))

- 1: Initialize $w \leftarrow w_0 \sim \mathcal{D}$, $s \leftarrow \vec{s}_0$
- 2: Minimize $\mathbb{E}_{m \sim \text{Ber}(\sigma(s))} [L(f(x; m \odot w))] + \lambda \|s\|_1$ until w_T and s_T are produced
- 3: If satisfied, output ticket $f(x; m \odot w_k)$, $m \sim \text{Ber}(\sigma(s_T))$
- 4: Otherwise, set $w \leftarrow w_k$, $s_i \leftarrow -\infty$ for $s_{i,T} < s_{i,0}$, and go back to step 2

Algorithm 3 Continuous Sparsification

- 1: Initialize $w \leftarrow w_0 \sim \mathcal{D}$, $s \leftarrow s_0$, $\beta \leftarrow \beta_0$
- 2: Minimize $L(f(x; \sigma(\beta \cdot s) \odot w)) + \lambda \|\sigma(\beta s)\|_1$ while increasing β , producing w_T , s_T , and β_T
- 3: If satisfied, output ticket $f(x; b(s_T) \odot w_k)$
- 4: Otherwise, set $s \leftarrow \min(\beta_T \cdot s_T, s_0)$, $\beta \leftarrow \beta_0$, (optionally, $w \leftarrow w_0$), and go back to step 2

3. Method

Designing a method to quickly find winning tickets requires an efficient way to sparsify networks: ideally, sparsification should be done as early as possible in training, and the number of removed parameters should be maximized without harming the model’s performance. In other words, sparsification must be *continuously* maximized following a trade-off with the performance of the network. This goal is not met by Iterative Magnitude Pruning: sparsification is done at discrete time steps, only after fully training the network, and optimal pruning rates likely depend on the model’s performance and current sparsity: factors which are typically not accounted for – note that these are inherent characteristics of magnitude-based pruning.

In light of this, we turn to ℓ_0 -regularization methods for learning sparse networks, which consist of optimizing a clear trade-off between sparsity and performance. As we will see, performing sparsification continuously is not only straightforward, but done automatically by the optimizer.

3.1. Continuous Sparsification by Learning Deterministic Masks

We first frame the search for sparse networks as a loss minimization problem with ℓ_0 regularization (Louizos et al., 2018; Srinivas et al., 2016):

$$\min_{w \in \mathbb{R}^d} L(f(x; w)) + \lambda \cdot \|w\|_0 \quad (1)$$

where $\lambda \geq 0$ controls the sparsity of the solution, and, with a slight abuse of notation, $L(f(x; w))$ denotes the loss incurred by the network $f(x; w)$ (e.g., the cross-entropy loss over a training set). As ℓ_0 regularization is typically

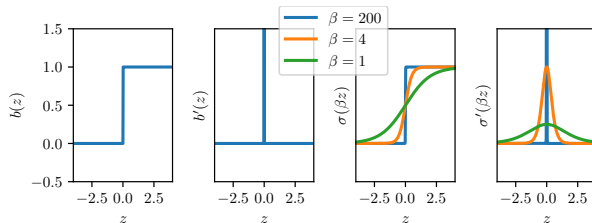


Figure 1: Illustration of our proposed re-parameterization $m = \sigma(\beta s)$, where $\sigma(z) = \frac{1}{1+e^{-z}}$ is the sigmoid function and β acts as a temperature. As β increases, $\sigma(\beta z)$ approaches $b(z)$, which can be used to frame an ℓ_0 -regularized problem (Equation 4). Note that the gradients of $\sigma(\beta s)$ vanish as β increases, suggesting that β should be annealed slowly during training.

intractable, we re-state the above minimization problem as:

$$\min_{\substack{w \in \mathbb{R}^d \\ m \in \{0,1\}^d}} L(f(x; m \odot w)) + \lambda \cdot \|m\|_1 \quad (2)$$

which uses the fact that, for $m \in \{0, 1\}^d$, $\|m\|_0 = \|m\|_1$. The ℓ_1 term can be minimized with subgradient descent, however the $m \in \{0, 1\}^d$ constraint makes the above problem combinatorial and poorly suited for local search methods like SGD.

We can avoid the binary constraint $m \in \{0, 1\}^d$ by re-parameterizing m as a function of a newly-introduced variable $s \in \mathbb{R}^d$. For example, Louizos et al. (2018) propose a stochastic mapping $s \mapsto m$ and use gradient methods to minimize the expected total loss, while using estimators for the gradients of s (since m is still binary). Having a stochastic mask (or, equivalently, a distribution over sub-networks) poses an immediate challenge for the task of finding tickets, as it is not clear which ticket should be chosen once a distribution over m is learned. Moreover, relying on gradient estimators often causes gradients to have high variance, requiring longer training to reach optimality. Alternatively, we consider a deterministic parameterization $m = b(s)$, where $s \in \mathbb{R}_{\neq 0}^d$ and $b: \mathbb{R}_{\neq 0} \rightarrow \{0, 1\}$ is applied element-wise:

$$b(z) = \begin{cases} 1, & \text{if } z > 0 \\ 0, & \text{if } z < 0 \end{cases} \quad (3)$$

Applying this re-parameterization to Equation 2 yields:

$$\min_{\substack{w \in \mathbb{R}^d \\ s \in \mathbb{R}_{\neq 0}^d}} L(f(x; b(s) \odot w)) + \lambda \cdot \|b(s)\|_1 \quad (4)$$

Clearly, the above problem is again intractable, as it is still equivalent to the original ℓ_0 problem in Equation 1. More specifically, the step function $b(z)$ is non-convex, and having

zero gradients makes gradient-based optimization ineffective. Instead, we consider the following smooth relaxation of $b(\cdot)$:

$$m := \sigma(\beta \cdot s) \quad (5)$$

where $\beta \in \mathbb{R}_{>0}$, and σ is the sigmoid function $\sigma(z) = \frac{1}{1+e^{-z}}$, applied element-wise. By controlling β , which acts as a temperature parameter, we effectively interpolate between $\sigma(s)$, a smooth function well-suited for SGD, and $\lim_{\beta \rightarrow \infty} \sigma(\beta \cdot s) = b(s)$, our original goal, which brings computational hardness to the problem. Figure 1 illustrates this behavior. Note that, if $L(f(x; w))$ is continuous in w , then:

$$\begin{aligned} \min_{\substack{w \in \mathbb{R}^d \\ s \in \mathbb{R}_{\neq 0}^d}} \lim_{\beta \rightarrow \infty} L(f(x; \sigma(\beta s) \odot w)) + \lambda \cdot \|\sigma(\beta s)\|_1 \\ = \min_{\substack{w \in \mathbb{R}^d \\ s \in \mathbb{R}_{\neq 0}^d}} L(f(x; b(s) \odot w)) + \lambda \cdot \|b(s)\|_1 \end{aligned} \quad (6)$$

Although gradient methods will become ineffective as $\beta \rightarrow \infty$ due to vanishing gradients of s , we can increase β while optimizing s and w with gradient descent. That is, our loss at each iteration will be a function of β as follows:

$$L_\beta(w, s) = L(f(x; \sigma(\beta s) \odot w)) + \lambda \cdot \|\sigma(\beta s)\|_1 \quad (7)$$

How does the soft mask $m = \sigma(\beta \cdot s)$ behave as we minimize $L_\beta(w, s)$ while increasing β ? As $\beta \rightarrow \infty$, every negative component of s will be mapped to 0, effectively removing its correspondent weight parameter from the network. While analytically the weights will never truly be zeroed-out, limited numerical precision has the fortunate side-effect of causing actual sparsification to the network during training, as long as β is increased to a large enough value.

In a nutshell, we learn sparse networks by minimizing $L_\beta(w, s)$ for T parameter updates with gradient descent while jointly annealing β : producing w_T , s_T and β_T , which is ideally large enough such that, *numerically*¹, $\sigma(\beta_T \cdot s_T) = b(s_T)$. In case m is truly required to be binary (as in the task of finding tickets), the dependence on numerical imprecision can be avoided by directly outputting $m = b(s_T)$ at the end of training.

Finally, note that minimizing L_β while increasing β is *not* generally equivalent to minimizing the original ℓ_0 -regularized problem. Informally, the former aims to solve $\lim_{\beta \rightarrow \infty} \min_{w, s} L_\beta(w, s)$, while the ℓ_0 problem is $\min_{w, s} \lim_{\beta \rightarrow \infty} L_\beta(w, s)$.

¹We observed in our experiments that a final temperature of 500 is sufficient for iterates of s when training with SGD with 32-bit precision. The required temperature is likely to depend on the how s is numerically represented, as in reality our method relies on numerical imprecision.

3.2. Ticket Search through Continuous Sparsification

The method presented above offers a direct alternative to magnitude-based pruning when performing ticket search, but a few considerations must follow. Most importantly, when searching for winning tickets, there is a strict constraint that the learned mask m be binary: otherwise, one can also learn the magnitude of the weights, defeating the purpose of finding sub-networks that can be trained *from scratch*. To guarantee that the output mask satisfies this constraint regardless of numerical precision, we always output $b(s_T)$ instead of $\sigma(\beta_T \cdot s_T)$.

Additionally, we also incorporate two techniques from successful methods for learning sparse networks and searching for winning tickets. First, motivated by Han et al. (2015), where it is shown that iteratively pruning a network yields improved sparsity compared to pruning it only once, we enable “kept” weights – those whose corresponding component of s is positive after many iterations – to be removed from the network at a later stage. More specifically, when β becomes large after T gradient descent updates, the gradients of s vanish and weights will no longer be removed from the network. To avoid this, we set $s \leftarrow \min(\beta_T \cdot s_T, s_0)$, effectively resetting the soft mask parameters for the remaining weights while at the same time not interfering with weights that have been removed. This is followed by a reset on the temperature, $\beta \leftarrow \beta_0$, to allow training of s once again.

Second, we perform parameter rewinding, following Frankle & Carbin (2019), which is a key component of Iterative Magnitude Pruning. More specifically, after T gradient descent steps, we reset the weight values back to an earlier stage $w \leftarrow w_k$, where $k \ll T$. Even though experimental results in Frankle & Carbin (2019) suggest that rewinding is necessary for successful ticket search, we leave rewinding as an optimal component of our algorithm: as we will see empirically, it turns out that ticket search is possible without rewinding weights. Our proposed algorithm to find winning tickets is presented as Algorithm 3, and referred simply as “Continuous Sparsification”.

3.3. Connection to Soft Thresholding

Concurrent to our work, Kusunoti et al. (2020) re-parameterizes the weights of a neural network using the soft threshold function (Donoho, 1995)

$$w = \text{sign}(w') \odot [|w'| - g(s)]_+ \quad (8)$$

where $w', s \in \mathbb{R}^d$. Furthermore, the authors let g be the sigmoid function when training CNNs, and constrain s such that its values are shared among weights of the same layer. In this case, this re-parameterization can be expressed as $w = w' \odot \left[1 - \frac{\sigma(s)}{|w'|}\right]_+$ by either constraining w' to be non-

zero or by simply re-defining $w = 0$ for $w' = 0$. Although this re-parameterization is similar to ours in the sense that it is deterministic and can be used to learn sparse networks, the differences, listed below, are crucial.

First, $w' \odot \left[1 - \frac{\sigma(s)}{|w'|}\right]_+$ cannot be expressed as $w' \odot m(s)$ for some function m , nor there is a setting for s such that $\left[1 - \frac{\sigma(s)}{|w'|}\right]_+$ assumes only two distinct values. The inability to decouple a parameter’s removal and its magnitude makes soft thresholding poorly suited for ticket search, where the underlying task is to find a *binary* mask for the randomly-initialized weights.

Additionally, note that a weight w_i is removed once $|w'_i| < \sigma(s_i)$, hence the re-parameterization can be seen as a form of magnitude-based pruning where the threshold is learned with gradient descent. This not only creates a constraint that a weight w_i with $|w_i| > 1$ cannot be pruned, but also shares disadvantages with magnitude-based pruning. In particular, it incorrectly assumes that a weight’s relevance is dictated by its magnitude, and can fail to remove weights that do not affect the network’s output at all.

To see this, consider a neuron whose outgoing weights are zero (e.g. were pruned): evidently, the incoming weights do not affect the network’s output even though their magnitudes can be arbitrarily large. In this case, the incoming weights will not be properly pruned even though they are irrelevant to the network.

Finally, our re-parameterization yields sparser subnetworks with better performance (Section 4.2).

4. Experiments

Our experiments aim at comparing different methods on the task of finding winning tickets in neural networks, hence our evaluation focuses on the generalization performance of each ticket (sub-network) *when trained from scratch* (or from an iterate in early-training). Additionally, we measure the cost of the search procedure: the number of training epochs to find tickets with varying performance and sparsity.

Besides comparing our proposed method to Iterative Magnitude Pruning (Algorithm 1), we also design a baseline method, Iterative Stochastic Sparsification (ISS, Algorithm 2), motivated by the procedure in Zhou et al. (2019) to find a binary mask m with gradient descent in an end-to-end fashion. More specifically, ISS uses a stochastic re-parameterization $m \sim \text{Bernoulli}(\sigma(s))$ with $s \in \mathbb{R}^d$, and trains w and s jointly with gradient descent and the straight-through estimator (Bengio et al., 2013). When run for multiple iterations, all components of the mask parameters s which have decreased in value from initialization are set to $-\infty$, such that the corresponding weight is permanently

removed from the network. While this might look arbitrary, we observed empirically that ISS was unable to remove weights quickly without this step unless λ was chosen to be large – in which case the model’s performance decreases in exchange for sparsity. The hyperparameters used in this section were chosen based on analysis presented in Appendix A², where we study how the pruning rate affects IMP, and how λ , s_0 and β_T interact in CS.

4.1. Convolutional Neural Networks

We train a neural network with 6 convolutional layers on the CIFAR-10 dataset (Krizhevsky, 2009), following Frankle & Carbin (2019). The network consists of 3 blocks of 2 resolution-preserving convolutional layers followed by 2×2 max-pooling, where convolutions in each block have 64, 128 and 256 channels, a 3×3 kernel, and are immediately followed by ReLU activations. The blocks are followed by fully-connected layers with 256, 256 and 10 neurons, with ReLUs in between. The network is trained with Adam (Kingma & Ba, 2015) with a learning rate of 0.0003 and a batch size of 60.

Learning a Supermask: As a first baseline, we consider the task of learning a “supermask” (Zhou et al., 2019): a binary mask m that, when applied to a network with randomly initialized weights, yields performance competitive to that of training its weights. This task is equivalent to pruning a randomly-initialized network, or learning an architecture that performs well prior to training with a fixed initialization. We compare ISS and CS, where each method is run for a single iteration composed of 100 epochs. In this case, ISS is equivalent to the algorithm proposed in Zhou et al. (2019) to learn a supermask, referred here as simply Stochastic Sparsification. We control the sparsity of the learned masks by varying s_0 between -5 and 5 for Stochastic Sparsification (which showed to be more effective than varying λ), while for Continuous Sparsification we vary λ between 10^{-11} and 10^{-7} (which results in stable and consistent training, unlike varying s_0). SS uses SGD with a learning rate of 100 to learn its mask parameters, while CS uses Adam with 3×10^{-4} .

Results are presented in Figure 2: CS outperforms SS in terms of both training speed and the quality of the learned mask. In particular, CS finds masks with over 75% sparsity that yield over 75% test accuracy, while the performance of masks found by SS decreases when sparsity is over 50%. Moreover, CS makes faster progress in training, showing that optimizing a deterministic mask is indeed faster than learning a distribution over masks through stochastic re-parameterizations.

Finding Winning Tickets: We run IMP and ISS for a total

²See supplementary material for Appendices

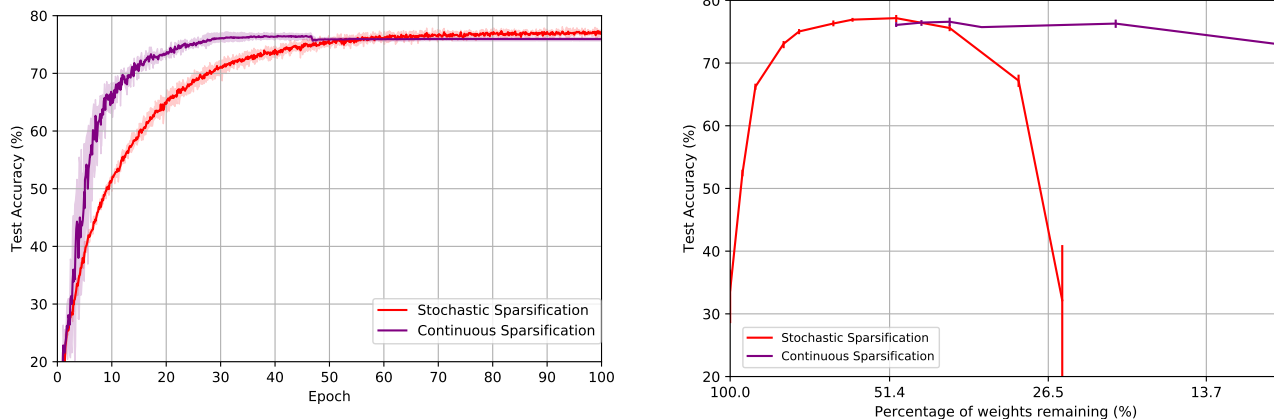


Figure 2: Learning a binary mask with weights frozen at initialization with Stochastic Sparsification (SS, Algorithm 2 with one iteration) and Continuous Sparsification (CS), on a 6-layer CNN on CIFAR-10. **Left:** Training curves with hyperparameters for which masks learned by SS and CS were both approximately 50% sparse. CS learns the mask significantly faster while attaining similar early-stop performance. **Right:** Sparsity and test accuracy of masks learned with different settings for SS and CS: our method learns sparser masks while maintaining test performance, while SS is unable to successfully learn masks with over 50% sparsity.

of 30 iterations, each consisting of 40 epochs. Parameters are trained with Adam (Kingma & Ba, 2015) with a learning rate of 3×10^{-4} , following Frankle & Carbin (2019). For IMP, we use pruning rates of 15%/20% for convolutional/dense layers. We initialize the Bernoulli parameters of ISS with $s_0 = \vec{1}$, and train them with SGD and a learning rate of 20, along with a ℓ_1 regularization of $\lambda = 10^{-8}$. For CS, we anneal the temperature from $\beta_0 = 1$ to $\beta_0 = 250$ following an exponential schedule ($\beta_t = 250^{\frac{t}{T}}$), training both the weights and the mask with Adam and a learning rate of 3×10^{-4} .

Since our method optimizes a specific trade-off between performance and number of parameters, sparsification should stop once the loss is properly minimized. For this reason, and to evaluate whether CS can quickly find winning tickets, we limit each of its runs to 4 iterations only. We perform 16 runs of CS, each with a different value for the mask initialization s_0 , from -0.2 up to 0.1 , keeping $\lambda = 10^{-10}$, such that sparsification is not enforced during training, but heavily biased at initialization. In order to evaluate how consistent our method is, we repeat each run with 3 different random seeds so that error bars can be computed.

Figure 3 (left) presents the quality of tickets found by each method, measured by their test accuracy when trained from scratch. The green curve connects the performance and sparsity of tickets found with the 16 different values for s_0 . With $s_0 = -0.03$, in only 2 iterations CS finds a ticket with over 77% sparsity (first marker of purple curve) which outperforms every ticket found by IMP in its 30 iterations.

Search Cost: In terms of computational cost to find tickets,

for IMP the number of required iterations increases with the desired sparsity for the ticket, while for CS the cost is mostly independent of the winning ticket’s sparsity. Since CS minimizes an explicit trade-off between performance and sparsity (dictated by λ and s_0), there is no way to directly control the sparsity of the final ticket. On the other hand, finding tickets with maximum sparsity while maintaining the performance of the original model is straightforward, as it suffices to choose s_0 close to zero and a small λ . When run in parallel, CS can find tickets with diverse sparsity levels in less than 5 iterations, while IMP requires 30 iterations to find sparse tickets regardless of parallelism.

4.2. Finding Winning Tickets in Residual Networks without Rewinding

Searching for tickets in more complex models requires new strategies: Frankle et al. (2019) show that IMP fails at finding winning tickets in ResNets (He et al., 2016) unless the learning rate is smaller than the recommended value, leading to worse overall performance and defeating the purpose of ticket search. However, the authors propose a slight modification to IMP that enables search for winning tickets to be successful on complex networks: instead of training from scratch, tickets are initialized with weights from early training.

With this in mind, we evaluate how Continuous Sparsification performs in the time-consuming task of finding winning tickets in a ResNet-20³ trained on CIFAR-10: a setting

³We used the same network as Frankle & Carbin (2019) and Frankle et al. (2019), where it is referred as a ResNet 18.

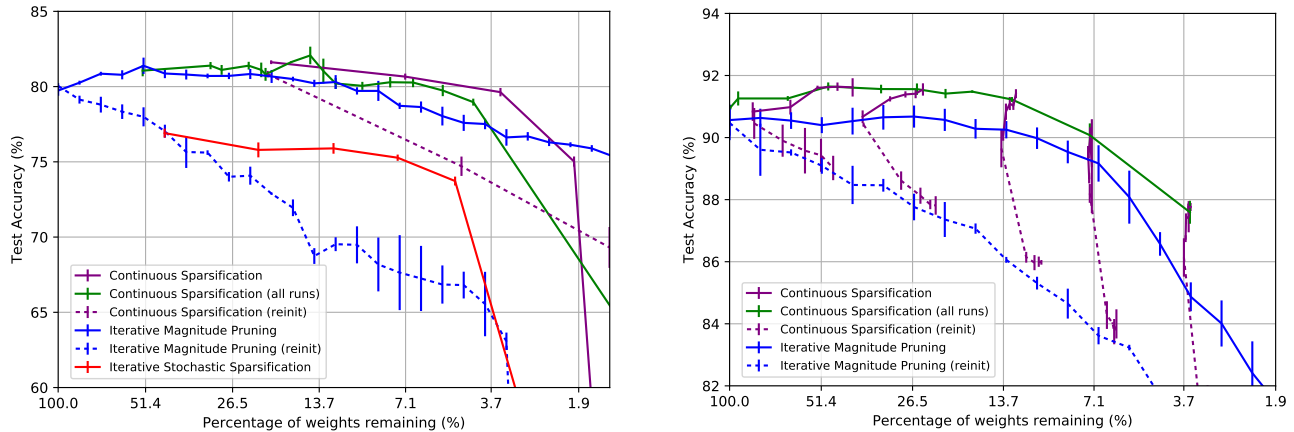


Figure 3: Test accuracy of tickets found by different methods on CIFAR-10. Error bars depict variance across 3 runs. **Left:** Performance of tickets found on a 6-layer CNN, when trained from scratch. **Right:** Performance of tickets found on a ResNet 20, when rewinded to the second training epoch. In most cases, CS successfully finds winning tickets in 2 iterations (purple curves).

where IMP might take over 10 iterations (850 epochs) to succeed. We follow the setup in Frankle & Carbin (2019): in each iteration, the network is trained with SGD, a learning rate of 0.1, and a momentum of 0.9 for a total of 85 epochs, using a batch size of 128. The learning rate is decayed by a factor of 10 at epochs 56 and 71, and a weight decay of 0.0001 is applied to the weights (for CS, we do *not* apply weight decay to the mask parameters s). The two skip-connections that perform 1×1 convolutions and the output layer are not removable: for IMP, their parameters are not pruned, while for CS their weights don’t have a correspondent mask m .

When evaluating the returned tickets, we initialize their weights with the iterates from the end of epoch 2 (780 parameter updates), similarly to Frankle et al. (2019). In this experiment, IMP performs global pruning, removing 20% of the remaining parameters with smallest magnitude, ranked across different layers. IMP runs for a total of 30 iterations, while CS is limited to only 5 iterations for each run. The sparsity of the tickets found by CS is controlled by varying the mask initialization s_0 across 11 different values from -0.3 to 0.3 . To decrease the burden of re-training the network at each iteration, we run CS **without parameter rewinding**: that is, the weights w are transferred from one iteration to another. For both CS and IMP, each run is repeated with 3 different random seeds.

The results presented in Figure 3 (right) show that CS is able to successfully find winning tickets with varying sparsity in under 5 iterations. The green curve, which connects tickets found with different hyperparameter values, strictly dominates IMP, and presents smaller variance across runs than IMP’s. Most notably, CS is capable of quickly sparsi-

fying the network in a single iteration and typically finds better tickets than IMP after only 2 rounds. Most notably, in **all** runs (including with different random seeds), 5 iterations were enough for CS to find better tickets than IMP regardless of the final sparsity.

Search Cost: Once parameter rewinding is disabled from the search procedure, CS is able to quickly sparsify the network and 2 iterations are often sufficient to find winning tickets (purple curves in Figure 3). For example, achieving 90% sparsity takes IMP 10 iterations while CS finds a better ticket in only 2 (i.e. $5\times$ faster), and the speedup further increases with the ticket’s sparsity. Once again, our method offers a drastic advantage over IMP in parallel settings, where 2 iterations suffice to extract tickets that outperform IMP’s across varying sparsity levels, and the default value $s_0 = 0$ yields a ticket with 76% sparsity and over 0.5% better in absolute test accuracy than the best ticket found by IMP during its 30 iterations.

There might be cases where the goal is to find a ticket with a specific sparsity value, which is easily done with IMP. To have a fair comparison between the two methods in this setting, we designed a sequential variant of CS that removes a fixed fraction of the weights at each iteration. However, unlike IMP, this sequential form of CS removes the weights with lowest mask values s – note the difference from CS, which removes *all* weights whose mask value is negative. Figure 4 (left) shows that, given the same pruning rate (20% per iteration) and computational budget (30 iterations), pruning based on values of the mask parameters instead of weights yields better performance across all sparsity levels. Not surprisingly, forcing CS to remove an arbitrary fraction of weights per iteration visibly degrades its

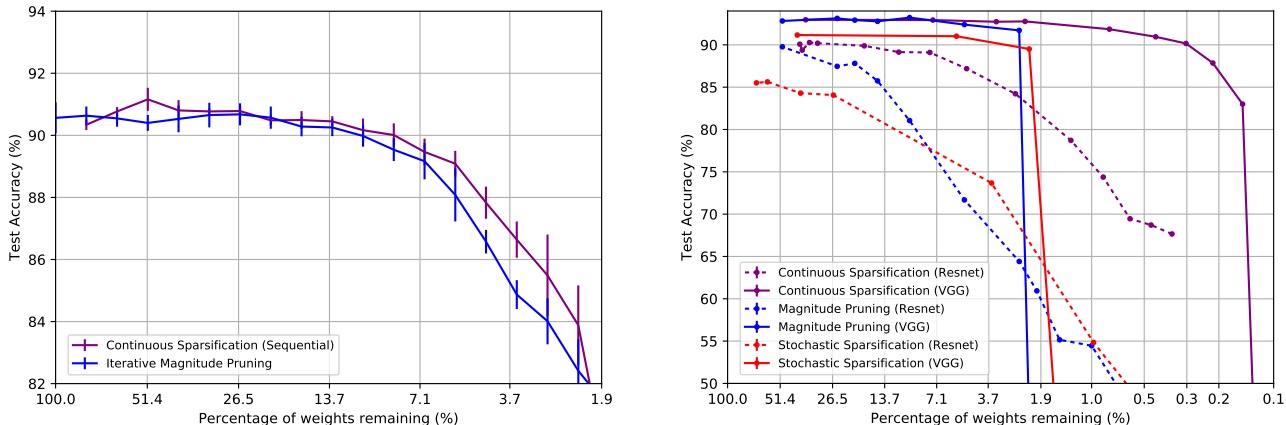


Figure 4: **Left:** Performance of tickets found on ResNet 20 by IMP and sequential CS. **Right:** Performance of different methods when performing one-shot pruning on VGG and ResNet. On VGG, CS maintains over 90% test accuracy after removing 99.7% of the weights, while other methods fail to successfully remove more than 98% of the parameters.

performance, as this strategy is not aligned with the objective that already captures a sparsity-performance trade-off.

Alternatively, one can use CS to search for tickets with a desired sparsity by performing binary search over s_0 : in Appendix A.1, we experimentally show that the sparsity is monotonically increasing with s_0 , yielding a method with logarithmic complexity to find its correct value.

4.3. Pruning with Continuous Sparsification

So far, we have seen that Continuous Sparsification is capable of quickly finding winning tickets – subnetworks that attain high performance when trained from scratch. But how does it perform as a pruning method, where the goal does not involve re-training a subnetwork? Here, we train a ResNet-20 and VGG (Simonyan & Zisserman, 2015) on CIFAR-10 for 160 epochs, with a initial learning rate of 0.1 which is decayed by a factor of 10 at epochs 80 and 120. After training, the network is sparsified and then fine-tuned for 40 epochs. We follow the previous section for all other hyper-parameters. At the sparsification step, IMP performs global pruning, ISS fixes the binary mask m to be the maximum likelihood realization under $\text{Ber}(\sigma(s))$ (which performed better than sampling from the distribution), and CS changes the parameterization of the mask from $\sigma(\beta s)$ to $b(s)$ (or, equivalently, weights w_i where $s_i < 0$ are removed).

To evaluate each method when finding masks with different sparsity levels, we run IMP with global pruning rates ranging from 50% to 99.75%, and ISS and CS with initial mask values varying from -0.5 to 0 . Results are shown in Figure 4. On VGG, both IMP and ISS fail at removing over 98% of the weights without severely degrading the performance of the model, while Continuous Sparsification achieves 99.7% sparsity in the convolutional layers while still yielding over

90% test accuracy. When taken to the extreme, our method is capable of removing 99.85% of the weights of VGG while still yielding over 83% accuracy. On ResNet-20, at the 90% sparsity level, CS achieves over 7.5% higher accuracy compared to IMP, underperforming the dense network by only 1.2%.

The dramatic performance difference between ISS – which, in this one-shot pruning setting, is similar to the methods in Louizos et al. (2018) and Srinivas et al. (2016) – and CS shows that our proposed deterministic re-parameterization is key to achieve superior results in both network pruning and ticket search. The fact that it outperforms magnitude pruning, a standard technique in the pruning literature, suggests that further exploration of ℓ_0 -based methods could yield significant advances in pruning techniques.

4.4. One-shot Ticket Search on Residual Networks for ImageNet

As a final test for our method, we perform ticket search on a ResNet-50 trained on the challenging ImageNet (Russakovsky et al., 2015) dataset. Following Frankle et al. (2019), we train the network with SGD for 90 epochs, with an initial learning rate of 0.1 that is decayed by a factor of 10 at epochs 30 and 60. We use a batch-size of 256 distributed across 4 2080 Ti GPUs (64 samples per GPU), and a weight decay of 0.0001. Due to the high computational cost of training a ResNet-50 on ImageNet, we consider the task of one-shot ticket search, where the dense network is trained only once. To evaluate found tickets, we rewind the weights of the network back to their values from epoch 4.

In this one-shot setting, IMP finds tickets that yield 73.6% and 69.2% validation accuracy with sparsities of 90% and 95%, respectively (Frankle et al., 2019). Running CS with

a default $s_0 = 0$ results in a ticket with **91.8% sparsity** that attains **75.5% accuracy**. In other words, CS finds a ticket with 18% less weights than the one found by IMP while yielding 1.9% better absolute performance. When run for 12 iterations (non one-shot), IMP finds a ticket with 91.4% sparsity and 74.5% accuracy, while the ticket found by one-shot CS required **12 times less computation while outperforming IMP’s by absolute 1.0%**.

For this same task, STR (Kusupati et al., 2020) finds a 90.6% sparse network with 74% accuracy, i.e. 14% more parameters and 1.5% lower accuracy than our ticket, even though their dense model achieves 0.9% higher accuracy (77%) than ours (76.1%) due to, for example, cyclic learning rates and a larger training budget (100 epochs).

5. Discussion

With Frankle & Carbin (2019), we now realize that sparse sub-networks can indeed be successfully trained from scratch, putting in question the belief that overparameterization is required for proper optimization of neural networks. Such sub-networks, called winning tickets, can be potentially used to significantly decrease the required resources for training deep networks, as they are shown to transfer between different, but similar, tasks (Mehta, 2019; Soelen & Sheppard, 2019).

Currently, the *search* for winning tickets is a poorly explored problem, where Iterative Magnitude Pruning (Frankle & Carbin, 2019) stands as the only algorithm suited for this task, and it is unclear whether its key ingredients – post-training magnitude pruning and parameter rewinding – are the correct choices for the task. Here, we approach the problem of finding sparse sub-networks as an ℓ_0 -regularized optimization problem, which we approximate through a smooth, parameterized relaxation of the step function.

Our proposed algorithm for finding winning tickets, Continuous Sparsification, removes parameters automatically and continuously during training, and can be fully described by the optimization framework. We show empirically that, indeed, post-training pruning might not be a sensible choice for finding winning tickets, raising questions on how the search for tickets differs from standard network compression. In tasks such as pruning VGG and finding winning tickets in ResNets, our method provides significant improvements in terms of search cost and sparsification – in particular, it is able to sparsify VGG to extreme levels, and speed up ticket search by requiring less iterations and a framework that is easily and efficiently parallelizable.

With this work, we hope to further motivate the problem of *quickly* finding tickets in complex networks, as recent work suggests that the task might be highly relevant to transfer learning and mobile applications.

References

- Allen-Zhu, Z., Li, Y., and Song, Z. A convergence theory for deep learning via over-parameterization. In *ICML*, 2019.
- Bengio, Y., Léonard, N., and Courville, A. Estimating or Propagating Gradients Through Stochastic Neurons for Conditional Computation. *arXiv:1308.3432*, 2013.
- Donoho, D. L. De-noising by soft-thresholding. *IEEE Transactions on Information Theory*, 1995.
- Frankle, J. and Carbin, M. The lottery ticket hypothesis: Finding sparse, trainable neural networks. In *ICLR*, 2019.
- Frankle, J., Karolina Dziugaite, G., Roy, D. M., and Carbin, M. Stabilizing the Lottery Ticket Hypothesis. *arXiv:1903.01611*, 2019.
- Han, S., Pool, J., Tran, J., and Dally, W. J. Learning both weights and connections for efficient neural networks. *NIPS*, 2015.
- Han, S., Mao, H., and Dally, W. J. Deep compression: Compressing deep neural networks with pruning, trained quantization and Huffman coding. *ICLR*, 2016.
- He, K., Zhang, X., Ren, S., and Sun, J. Deep residual learning for image recognition. *CVPR*, 2016.
- Iandola, F. N., Moskewicz, M. W., Ashraf, K., Han, S., Dally, W. J., and Keutzer, K. SqueezeNet: AlexNet-level accuracy with 50x fewer parameters and <1MB model size. *arXiv:1602.07360*, 2016.
- Kingma, D. P. and Ba, J. Adam: A method for stochastic optimization. *ICLR*, 2015.
- Krizhevsky, A. Learning multiple layers of features from tiny images. Technical report, 2009.
- Kusupati, A., Ramanujan, V., Somani, R., Wortsman, M., Jain, P., Kakade, S., and Farhadi, A. Soft Threshold Weight Reparameterization for Learnable Sparsity. *arXiv:2002.03231*, 2020.
- LeCun, Y., Denker, J. S., and Solla, S. A. Optimal brain damage. In *NIPS*. 1990.
- Liu, H., Simonyan, K., and Yang, Y. DARTS: Differentiable architecture search. *ICLR*, 2019.
- Louizos, C., Welling, M., and Kingma, D. P. Learning Sparse Neural Networks through L_0 Regularization. *ICLR*, 2018.
- Mehta, R. Sparse Transfer Learning via Winning Lottery Tickets. *arXiv:1905.07785*, 2019.

- Morcos, A. S., Yu, H., Paganini, M., and Tian, Y. o. One ticket to win them all: generalizing lottery ticket initializations across datasets and optimizers. *NeurIPS*, 2019.
- Neyshabur, B., Li, Z., Bhojanapalli, S., LeCun, Y., and Srebro, N. Towards Understanding the Role of Over-Parametrization in Generalization of Neural Networks. *arXiv:1805.12076*, 2018.
- Russakovsky, O., Deng, J., Su, H., Krause, J., Satheesh, S., Ma, S., Huang, Z., Karpathy, A., Khosla, A., Bernstein, M. S., Berg, A. C., and Li, F. Imagenet large scale visual recognition challenge. *IJCV*, 115(3), 2015.
- Savarese, P. and Maire, M. Learning implicitly recurrent CNNs through parameter sharing. In *ICLR*, 2019.
- Simonyan, K. and Zisserman, A. Very deep convolutional networks for large-scale image recognition. *ICLR*, 2015.
- Soelen, R. V. and Sheppard, J. W. Using winning lottery tickets in transfer learning for convolutional neural networks. In *IJCNN*, 2019.
- Srinivas, S., Subramanya, A., and Venkatesh Babu, R. Training Sparse Neural Networks. *arXiv:1611.06694*, 2016.
- Zhou, H., Lan, J., Liu, R., and Yosinski, J. Deconstructing lottery tickets: Zeros, signs, and the supermask. *NeurIPS*, 2019.

Appendix

A. Hyperparameter Analysis

A.1. Continuous Sparsification

In this section, we study how the hyperparameters of Continuous Sparsification affect its performance in terms of sparsity and performance of the found tickets. More specifically, we consider the following hyperparameters:

- Final temperature β_T : the final value for β , which controls how smooth the parameterization $m = \sigma(\beta s)$ is.
- ℓ_1 penalty λ : the strength of the ℓ_1 regularization applied to the soft mask $\sigma(\beta s)$, which promotes sparsity.
- Mask initial value s_0 : the value used to initialize all components of the soft mask $m = \sigma(\beta s)$, where smaller values promote sparsity.

Our setup is as follows: to analyze how each of the 3 hyperparameters impact the performance of Continuous Sparsification, we train a ResNet 20 on CIFAR-10 (following the same protocol from Section 4.2), varying one hyperparameter while keeping the other two fixed. To capture how hyperparameters interact with each other, we repeat the described experiment with different settings for the fixed hyperparameters.

Since different hyperparameter settings naturally yield vastly distinct sparsity and performance for the found tickets, we report relative changes in accuracy and in sparsity.

In Figure 5, we vary λ between 0 and 10^{-8} for three different (s_0, β_T) settings: $(s_0 = -0.2, \beta_T = 100)$, $(s_0 = 0.05, \beta_T = 200)$, and $(s_0 = -0.3, \beta_T = 100)$. As we can see, there is little impact on either the performance or the sparsity of the found ticket, except for the case where $s_0 = 0.05$ and $\beta_T = 200$, for which $\lambda = 10^{-8}$ yields slightly increased sparsity.

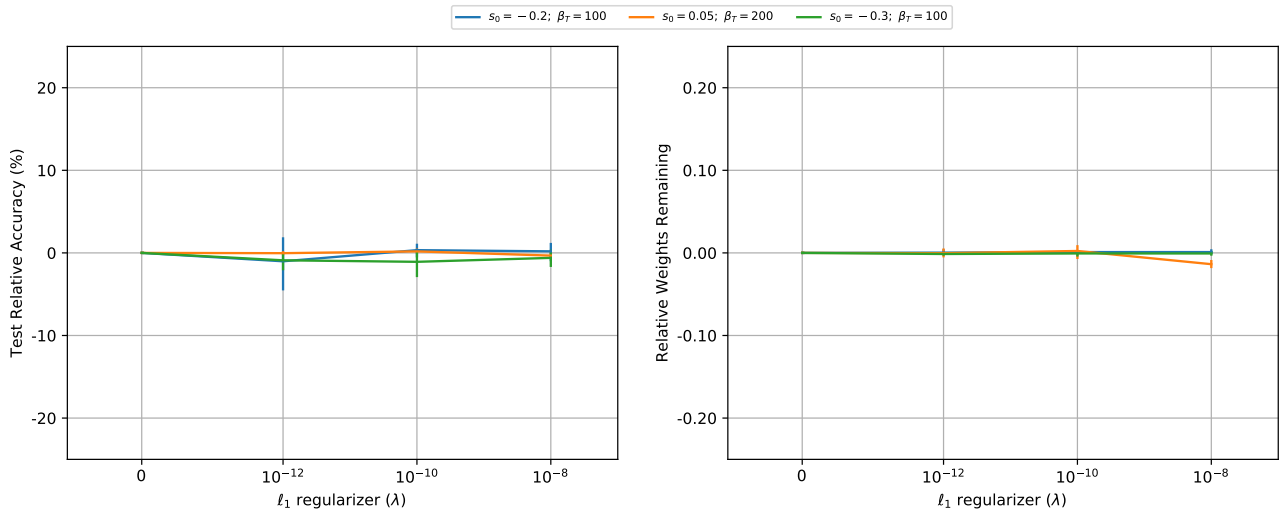


Figure 5: Impact on relative test accuracy and sparsity of tickets found in a ResNet 20 trained on CIFAR-10, for different values of λ and fixed settings for β_T and s_0 .

Next, we consider the fixed settings $(s_0 = -0.2, \lambda = 10^{-10})$, $(s_0 = 0.05, \lambda = 10^{-12})$, $(s_0 = -0.3, \lambda = 10^{-8})$, and proceed to vary the final temperature β_T between 50 and 200. Figure 6 shows the results: in all cases, a larger temperature of 200 yielded better accuracy. However, it decreased sparsity compared to smaller temperature values for the settings $(s_0 = -0.2, \lambda = 10^{-10})$ and $(s_0 = -0.3, \lambda = 10^{-8})$, while at the same time increasing sparsity for $(s_0 = 0.05, \lambda = 10^{-12})$. While larger temperatures appear beneficial and might suggest that even higher values should be used, note that, the larger β_T is, the earlier in training the gradients of s will vanish, at which point training of the mask will stop. Since the performance for temperatures between 100 and 200 does not change significantly, we recommend values around 150 or 200 when either pruning or performing ticket search.

Winning the Lottery with Continuous Sparsification

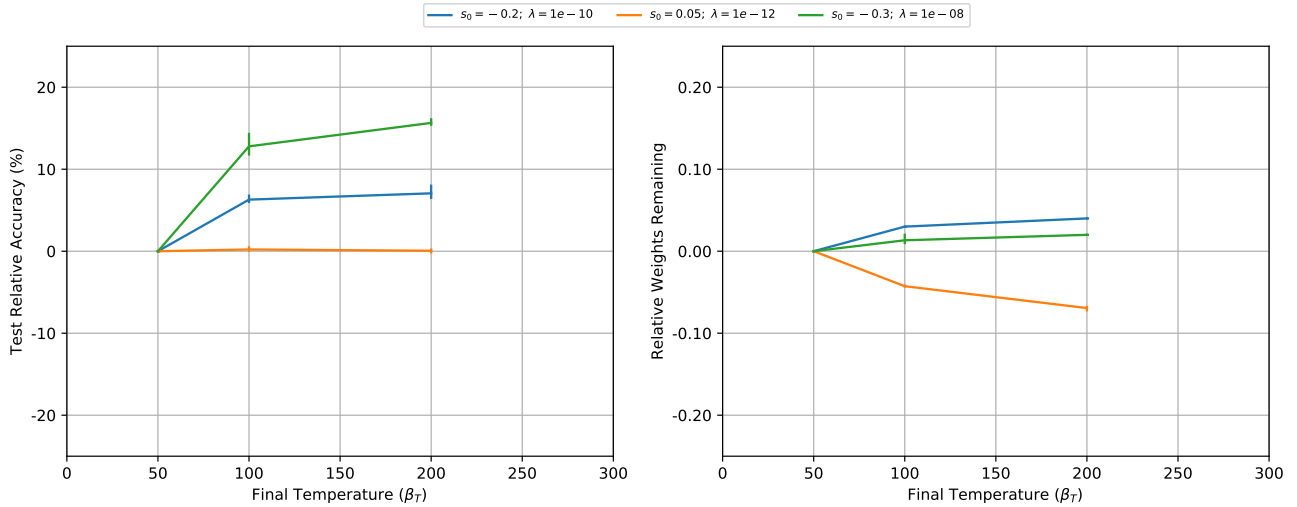


Figure 6: Impact on relative test accuracy and sparsity of tickets found in a ResNet 20 trained on CIFAR-10, for different values of β_T and fixed settings for λ and s_0 .

Lastly, we vary the initial mask value s_0 between -0.3 and $+0.3$, with hyperparameter settings ($\beta_T = 100, \lambda = 10^{-10}$), ($\beta_T = 200, \lambda = 10^{-12}$), and ($\beta_T = 100, \lambda = 10^{-8}$). Results are given in Figure 7: unlike the exploration on λ and β_T , we can see that s_0 has a strong and consistent effect on the sparsity of the found tickets. For this reason, we suggest proper tuning of s_0 when the goal is to achieve a specific sparsity level. Since the percentage of remaining weights is monotonically increasing with s_0 , we can perform binary search over values for s_0 to achieve any desired sparsity level. In terms of performance, lower values for s_0 naturally lead to performance degradation, since sparsity quickly increases as s_0 becomes more negative.

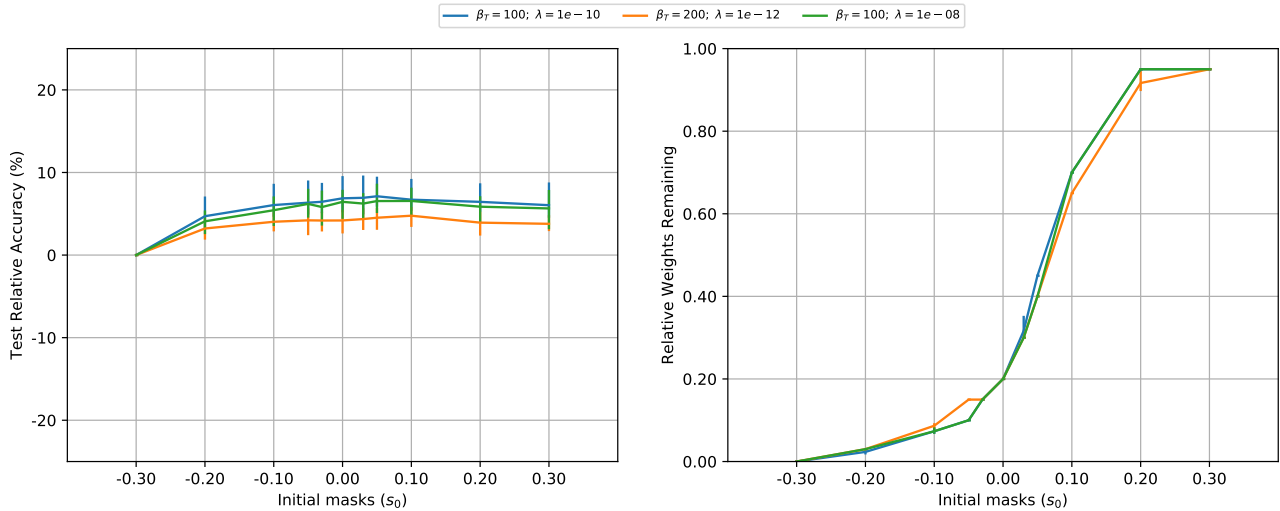


Figure 7: Impact on relative test accuracy and sparsity of tickets found in a ResNet 20 trained on CIFAR-10, for different values of s_0 and fixed settings for β_T and λ .

A.2. Iterative Magnitude Pruning

Here, we assess whether the running time of Iterative Magnitude Pruning can be improved by increasing the amount of parameters pruned at each iteration. The goal of this experiment is to evaluate if Continuous Sparsification offers faster ticket search only because it prunes the network more aggressively than IMP, or because it is truly more effective in how parameters are chosen to be removed.

Following the same setup as the previous section, we train a ResNet 20 on CIFAR-10. We run IMP for 30 iterations, performing global pruning with different pruning rates at the end of each iteration. Figure 8 shows that the performance of tickets found by IMP decays when the pruning rate is increased to 40%. In particular, the final performance of found tickets is mostly monotonically decreasing with the number of remaining parameters, suggesting that, in order to find tickets which outperform the original network, IMP is not compatible with more aggressive pruning rates.

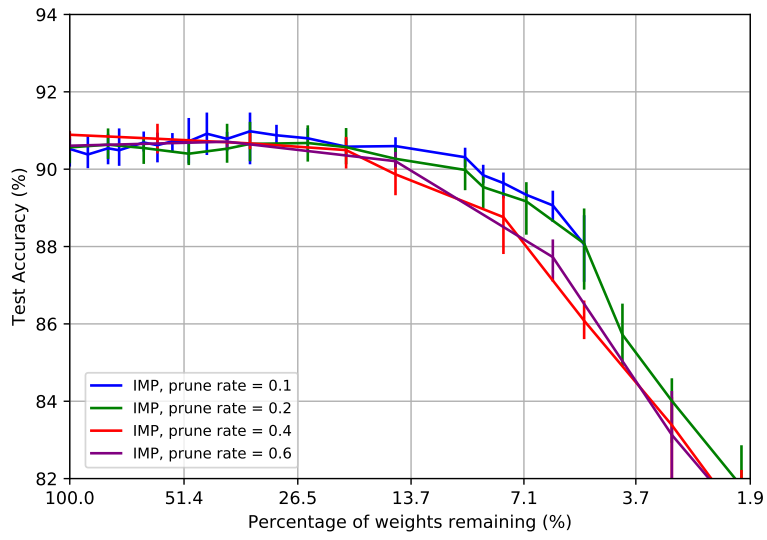


Figure 8: Performance of tickets found by Iterative Magnitude Pruning in a ResNet 20 trained on CIFAR, for different pruning rates.