
IT RUNS IN THE FAMILY: SEARCHING FOR SYNONYMS USING DIGITIZED FAMILY TREES

A PREPRINT

Aviad Elyashar, Rami Puzis, and Michael Fire

Department of Software and Information Systems Engineering,
Ben-Gurion University of the Negev, Beer-Sheva, Israel
aviade@post.bgu.ac.il, {puzis, mickyfi}@bg.ac.il

ABSTRACT

Searching for a person's name is a common online activity. However, Web search engines provide few accurate results to queries containing names. Contributing to these poor results stem from the fact that there may be several legitimate spellings of a given name, which is not the case for search entities with only one correct spelling.

Today, most techniques used to suggest synonyms in online search are based on pattern matching and phonetic encoding, however these techniques frequently have poor performance. As a result, there is a need for an effective tool for improved synonym suggestion.

In this paper, we propose a revolutionary approach for tackling the problem of synonym suggestion. Our novel algorithm utilizes historical data collected from genealogy websites, along with network algorithms. We propose *GRAFT*, a general algorithm that suggests synonyms based on the construction of a graph based on names derived from generated digitized ancestral family trees. Synonyms are extracted from this graph using generic ordering functions that outperform other algorithms that suggest synonyms based on a single dimension, a factor which limits their performance.

We utilized a large-scale online genealogy dataset with over 17 million profiles and more than 200,000 unique forenames to construct a vast graph of names. This graph, along with 7,399 labeled names with their correct synonyms was used to evaluate the performance of the proposed algorithm. In addition, we also evaluated *GRAFT*'s performance on a surname dataset. For comparison, we compared its performance at suggesting synonyms to nine algorithms, including phonetic encoding, string similarity algorithms, and machine and deep learning techniques. The results show that *GRAFT* found superior to the evaluated algorithms with respect to both forenames and surnames and demonstrate its use as a tool to improve synonym suggestion.

Keywords Synonym Suggestion · Digitized Family Trees · Networks · Network Science

1 Introduction

Searching for a person's name is a frequent activity in information systems [1, 2]. Retrieving a news article by using the author's name, examining patient records [3], or finding usernames via received emails [4] are all daily activities performed using individuals' names. Moreover, dependency on names for Web searches is growing. In 2004, 30% of search engine queries included personal names [5]. One decade later, one billion names were entered into the Google search engine each day [6].

While online searching for people's names has increased, the results from Web search engines have not kept pace. The well-known search engines like Google, Yahoo, and Bing provide few accurate results in response to queries containing names. This acute problem has created a new market need [7] that has been filled by companies, such as Pipl [8] and ZoomInfo [9], which specialize in searching for information about specific people. However, in many cases, users do not know the exact name or the correct form of the name, that they are searching for. Therefore, searching online for people by their names remains a challenging problem.

The main reason for the poor results provided by well-known Web search engines stems from the name-containing queries themselves. As opposed to a simple word with one correct spelling, there can be many legitimate spelling variations for a personal name [10]. Furthermore, forenames and surnames sometimes change over time due to marriage, religious conversion (e.g., from Cassius Clay Jr. to Muhammad Ali), and gender reassignment (e.g., from Yaron Cohen to Dana International). In addition, names are heavily influenced by a person’s cultural background [10, 11]. For instance, the English forename of John has several variations in other languages: Jean (French), Giovanni (Italian), Johannes (German and Latin), João (Portuguese), and Juan (Spanish) [12] (see Figure 1). This is further complicated by the fact that some people are widely known by their nicknames, and detecting aliases for names is a quite challenging task. For example, Lionel Messi, the famous football player, is called “La Pulga” (the flea) and “Messiah.” Therefore, matching personal names (forenames and surnames) is a more challenging task for search engines than matching general text [13].

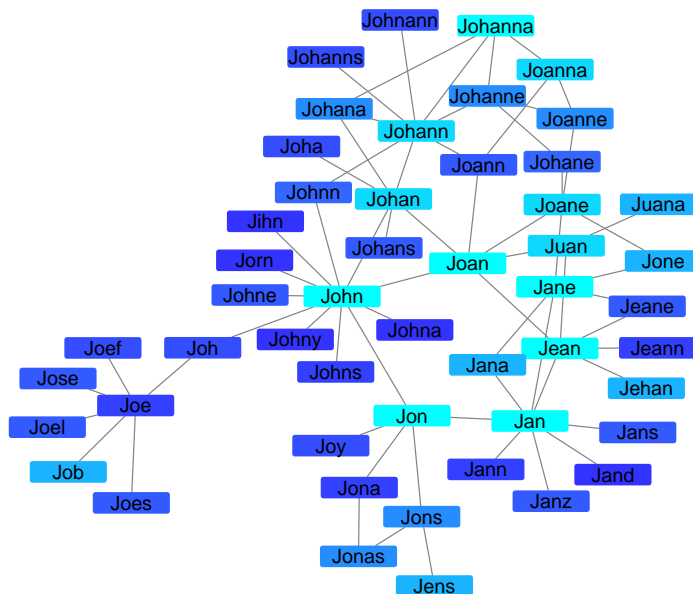


Figure 1: A network of synonyms for the name John constructed based on digitized family trees. The starting point of this network is John. The colors depict the century in which the name first appears. The centuries range from the 11th century (turquoise) to the 19th century (dark blue).

The problem of name matching is well-known and has been explored in many research fields, including statistics, databases, record linkage, and artificial intelligence [14]. Today, most of the techniques for related name retrieval are based on pattern matching, phonetic encoding, or a combination of these two approaches [10]. However, despite the research performed in various domains, the retrieval of related names leads to poor results [15].

In addition to searching for names online, genealogical research is another online activity that has become popular given the increased availability of digitized genealogical documents and access to the Internet around the world [16]. In response to the growing interest in genealogy, a number of online companies specializing in genealogy, such as MyHeritage [17] and WikiTree [18], have emerged. Based on personal data provided by users, these companies construct personal digitized family trees. Over time, the many individually constructed family trees merge into a single enormous forest by utilizing the wisdom of the crowd and entity matching [19, 20].

In this paper, we propose an innovative algorithm, which addresses the synonym suggestion problem. Our novel algorithm utilizes historical data collected from digitized family trees, combined with graph algorithms and genealogy (the study of families, family history, and family lineage) [21]. In contrast to previous approaches that retrieve synonyms based on the same encoded representation or pattern [22, 23], we propose a general approach that suggests personal names (forenames and surnames) based on the construction and analysis of digitized family trees assembled by millions of people in a collaborative effort to trace their past. Namely, we collected data from a genealogy website to construct a large weighted graph of names which contains information about how they have evolved over the centuries (see Figure 1 and Section 3). Suggesting synonyms using *GRAph based on names derived from digitized Family Trees (GRAFT)* provides significantly superior performance compared to other existing algorithms that focus on encoding or the detection of specific patterns. For example, the average precision@1 obtained by *GRAFT* is *three times higher* than

that of the well-known Soundex algorithm (0.307, as opposed to 0.102) (see Section 6 and Table 2). This means that the number of correct synonyms suggested using *GRAFT* is significantly higher compared to phonetic encoding algorithms, such as Soundex, which suggests synonyms based on similar sounds.

The remainder of this paper is organized as follows: In Section 2, we provide a brief overview of research focused on issues similar to those addressed in this study. Section 3 describes the proposed method for suggesting synonyms which is based on the construction and analysis of digitized family trees. In Section 4, we provide a detailed description of the datasets used in this study, and we review our experimental setup in Section 5. The performance of the *GRAFT* algorithm, as well as other phonetic and string similarity algorithms on the task of suggesting synonyms, is presented in Section 6. In Section 7, we discuss the results obtained, and Section 8 presents our conclusions and future directions.

2 Background

In the following subsections, we provide an overview of related work and the necessary background for this study. More specifically, in Section 2.1, we review the topic of digitized family trees and their uses. Next, in Section 2.2, we present existing graph-based approaches. Then, in Sections 2.3 and 2.4, we provide a brief overview of a few well-known string similarity and phonetic algorithms, whose performance we compare to the *GRAFT*’s algorithm performance later in the paper. Finally, in Section 2.5, we review prior studies that suggested synonyms based on a given name.

2.1 Digitized Family Tree and Their Uses

Three decades ago, the creation and use of digitized family trees were very limited due to their reliance on the domestic data repositories of churches and record offices [24, 25, 26]. The two main reasons for such limited use were the lack of comprehensive and accurate genealogical information among large populations [27] and the extensive effort needed to digitize and organize the genealogical records [28].

However, over the last two decades, there has been an impressive increase in the digitization of genealogical documents and the availability of such documents online. Today, many universities, libraries, and public institutions digitize these documents to preserve this valuable information and provide open access to them. The phenomenon of open access to genealogical documents, together with people’s growing interest and curiosity regarding their origins [29], has contributed to the popularity of online genealogical research [16].

Today’s family trees visually present a person’s ancestry simply and conveniently; in most cases, the tree’s structure depicts a mathematical graph that attempts to capture natural processes, such as marriage and parenthood [20]. This structure, which is based on one’s ancestors, is an important and useful tool for observing a family’s evolution over generations by presenting the relationships between family members [30]. Furthermore, the valuable information that is captured by these trees can be utilized in a wide range of research domains. Currently, the main research domain that utilizes family trees is genetics, which leverages genotype data from relatives [31], analyzes Parent-of-origin effects [32], estimates heritability [33], and studies disease prevention [34]. Beyond genetics, family trees have played a major role in domains, such as human evolution [35], anthropology [36], economics [37], and even behavior analysis over generations [38]. Inspired by the convenience and simplicity of presenting the evolution of families over generations, researchers have also utilized this concept to analyze the evolution of myosin protein [39] and cancer [40].

In recent years, data science researchers have analyzed large genealogical datasets; in 2015, Fire and Elovici [41] applied machine learning algorithms on a genealogical dataset containing data from over a million individuals to discover features that affect individuals’ lifespans over time. In 2018, Kaplanis et al. [20] obtained a genealogical dataset from Gini.com, which consists of over 86 million publicity profiles. After an extensive cleaning process, they constructed family trees in which the largest pedigree consisted of 13 million people. They analyzed these family trees and provided insights into population genetic theories. In the same year, Charpentiera and Gallic [42] used the digitized family trees of 2.5 million individuals collected from the Geneanet website to study internal migration in France in the 19th century.

In addition to researchers who used family trees for network evolution analysis, the desire of people to learn about their origins created a new market for online companies that specialize in genealogy [16]. Examples of these companies are Ancestry.com [43], FamilySearch [44], MyHeritage, [17], and WikiTree [18]. These companies encourage genealogy enthusiasts to upload their family tree by creating profiles for each family member [20]. In many cases, the profile includes basic information such as first and last name, nickname, demographic information, birth and death date, and a photo. Currently, the popularity of these companies has grown, and each company now boasts millions of customers worldwide [18, 45, 46, 47]. The relative advantage of these companies is the scanning operations they perform to detect similar profiles using entity-matching metrics. In detecting similar profiles, the websites encourage customers to merge

two given profiles into a single profile [19, 20], connecting separate digitized family trees into a larger family tree. These larger trees provide additional information about the user’s ancestors beyond his or her knowledge.

2.2 Graph-Based Approaches

Over the past 20 years, technological development has accelerated thanks to the Internet. However, the performance in some domains associated with Web search and document retrieval has not advanced similarly, due to the need to search for names, which is challenging due to name ambiguity in which many people or objects share identical names [48].

As a result, many studies have addressed the problem of personal name ambiguity by utilizing graph-based approaches that have been found useful in word sense disambiguation research [49]. In most of these approaches, two main activities are performed to address the issue of name ambiguity: 1) the construction of graphs based on the available data, and 2) the application of unsupervised machine learning algorithms (e.g., clustering) to detect similar entities. McRae-Spencer and Shadbolt [50] constructed self-citation and co-authorship graphs, and evaluated their approach on large-scale citation networks. Fan et al. [48] and Shin et al. [51] utilized just the attribute of co-authorship among authors to solve the same problem. Bollegala et al. [52] constructed word co-occurrence graphs to represent the mutual relations between words that appear in anchor texts. Jiang et al. [53] utilized tag information to construct tag-based graphs. Applying clustering on the graph constructed, they detected people instances. Similarly, Tang et al. [54] utilized the social network snippet of a specific user for the construction of a bipartite graph. Using a clustering algorithm, they identified personal entities. Guo et al. [49], and Han et al. [55] used graph-based entity linking to help detect name mentions in text with their referent entities in a knowledge base. Smirnova et al. [56] utilized the link relationships among Web pages for name resolution in Web search results. By constructing a Web graph and applying clustering, they successfully performed a person name resolution using the Web structure as the only input information.

2.3 String Similarity Algorithms

In this study, we utilize digitized family trees by connecting family members who share a similar name to their ancestors. The condition for detecting similar names is determined by well-known string similarity functions. In the past, these functions have usually been used to match individuals or families between samples and censuses for tasks like measuring the coverage of a decennial census or combining two databases, such as tax information and population surveys [14, 57]. Such functions attempt to determine the similarity of two strings by measuring the “distance” between the two strings. Two strings that are found similar by the functions are considered related. In this study, we use the following string similarity functions:

Damerau-Levenshtein Distance (DLD). The Damerau-Levenshtein distance was developed in 1964 by Damerau [58]. To transform a given word to another, this string algorithm calculates the minimal number of four different types of editing operations, such as insertion, deletion, permutation, and replacement.

Edit Distance (ED). The edit distance, also known as the *Levenshtein distance*, was developed two years later in 1966 by Levenshtein [59]. This similarity string algorithm calculates the minimal number of operations (insertions, deletions, and substitutions of a single character) required to transform one word into an other [59]. For example, the *edit distance* between the names John and Johan is one.

Jaro-Winkler Distance. This string distance metric, developed in 1995 by Jaro and Winkler [60, 61, 62], was intended primarily for short strings like personal surnames [14]. It is based on the number and order of the common characters between two given strings [14]. The lower the Jaro-Winkler distance for two strings is, the more similar the strings are. This is normalized such that zero means an exact match and one means there is no similarity. In this study, we used the Jaro-Winkler similarity metric, which is the inversion of the distance metric described above.

2.4 Phonetic Encoding Algorithms

We compare *GRAFT*’s performance to that of the phonetic encoding algorithm family. These algorithms transform a given word into code based on the way the word is pronounced. They are commonly used for spelling suggestion [23], entity matching [14, 63], and searching for names on websites [64] or in databases [65]. In this paper, we evaluate the Soundex, Metaphone, Double Metaphone, the New York State Identification and Intelligence System Phonetic Code (NYSIIS), and the match rating approach (MRA).

Soundex. Devised over a century ago by Russel and O’Dell, the Soundex algorithm is one of the first phonetic encoding techniques [1]. Given a name, it provides a code that reflects how the name sounds when spoken. It keeps the first letter in a given name and reduces all of the remaining letters into a code consisting of one letter and three digits. Vowels and the letters *h* and *y* are converted to zero. The letters *b*, *f*, *p*, and *v* are converted to one. The letters *c*, *g*, *j*, *k*, *q*, *s*, *x*, and *z*

are converted to two. The letters *d* and *t* convert to three, whereas *m* and *n* are converted to five. The letter *l* is converted to four, whereas *r* is converted to six. The final code includes the original first letter and three numbers. Codes that are generated based on longer names are cut off, whereas shorter codes are extended with zeros. For example, the Soundex code for the name Robert is R163.

Metaphone. The Metaphone algorithm was developed in 1990 by Philips [66]. It is an improvement over Soundex, because the words are encoded to more general representation containing only alphabetic characters instead of numbers like Soundex so that they can be combined into a group despite minor differences [67]. This algorithm assumes English phonetics and works equally well for forenames and surnames [68]. It widely used in spell checkers, search interfaces, genealogy websites, etc [64]. As an example, the Metaphone code for the forename Robert is RBRT.

Double Metaphone. The Double Metaphone algorithm was developed almost two decades ago by Philips [69]. The Double Metaphone is a variation of the Metaphone algorithm. It generates a code that consists solely of letters. As opposed to the previous two algorithms, the Double Metaphone also attempts to encode non English words (European and Asian names). Moreover, unlike all other phonetic algorithms, it suggests two phonetic codes. As an example, the Double Metaphone code for the forename Jean is JN and AN.

NYSIIS. The New York State Identification Intelligence System (NYSIIS) also returns a code that consists solely of alphabetic letters [13]. It preserves the vowels' positions in the given name by converting all of the vowels to the letter 'A' [70]. The NYSIIS code for the forename Robert is RABAD.

Match Rating Approach (MRA). This phonetic encoding algorithm was developed by Gwendolyn Moore in 1977 [71]. The algorithm includes a small set of encoding rules, as well as a more lengthy set of comparison rules. The returned code for the forename Robert is RBRT.

2.5 Related Name Suggestion Algorithms

In 1996, Pfeifer et al. [3] examined the differences in the performance of a few known phonetic similarity measures and exact match metrics for the task of improving the retrieval of names. For evaluation, Pfeifer et al. manually collected surnames from a few sources, such as the TREC collection [72], the CACM collection from the SMART system [73], the phonebook of the University of Dortmund, Germany, and author names from a local bibliographic database. At the end of this process, all of the surnames were combined into one large dataset entitled COMPLETE, which contained approximately 14,000 names. Afterward, they defined the queries for this dataset as follows: First, they chose 90 names randomly from the COMPLETE dataset. Second, for each of the 90 queries selected, they manually determined the relevant names. They showed that an information system that is based on phonetic similarity measures, such as Soundex, and variations of phonetic algorithms outperform exact match search metrics in the task of searching related names.

In 2010, Bollegala et al. [74] presented a method for extracting aliases for a given personal name based on the Web. For example, the alias of the "fresh prince" is Will Smith. They proposed a lexical pattern-based approach for extracting aliases of a given name using snippets returned by a Web search engine. Later, they defined numerous ranking scores to evaluate candidate aliases using three approaches: lexical pattern frequency, word co-occurrences in an anchor text graph, and page counts on the Web. Their method outperformed numerous baselines, achieving a mean reciprocal rank of 0.67.

In 2019, Foxcroft et al. [75] presented Name2Vec, a machine and deep learning method for name embeddings that employs the Doc2Vec methodology, where each surname is viewed as a document, and each letter constructing the name is considered a word. They performed the task of record linkage by training a few name embedding models on a dataset containing 250,000 surnames and tested their model on 25,000 verified name pairs from Ancestry.com. They used the Records dataset as 25,000 positive samples and other 25,000 random name pairs as negative samples. The authors concluded that the name embeddings generated can predict whether a pair of names match.

Along with research aimed at suggesting synonyms, several companies emerged to address the task of finding people based on their names. The companies responding to the growing need of Internet users to find people online and the poor results provided by the largest search engines [7] include Pipl [8], which utilizes names to search for the real person behind online identities [76] and ZoomInfo [9], which provides people's information that is company or organizational-oriented. According to ZoomInfo [77], their data includes 67 million email addresses and 20 million company profiles.

Other similar services that are free online are PeekYou [78], a people search service that collects and combines content from online social networks, news sources, and blogs to help obtain for assisting to retrieve the online identity of American users, and True People Search [79], which helps find people by name, phone number, or address. Websites, such as TruthFinder [80] and BeenVerified [81] provide background checking services for people. These services can help reconnect Americans with their friends and relatives, as well as provide a way to look up criminal records online.

3 Methods

In this paper, we propose *GRAFT*, a novel algorithm for improving the suggestion of synonyms associated with a given name. Our pioneering algorithm is based on the construction and analysis of digitized family trees, combined with network science. By constructing digitized family trees, we utilize the valuable historical information that exists in these family trees to detect family members who share a similar name. Afterward, by connecting names that many family members have preserved over generations, we construct a graph based on names that reflects the evolution of names over generations (see Figure 1). Then, we search for the given name in the graph and select candidates to be suggested as synonyms according to a general ordering function that can consider a few parameters, such as the network’s structure, and the string and phonetic similarity between the given name and the candidate (see Section 3.1).

3.1 Suggesting Synonyms Based on a Graph of Names

The proposed method consists of five main phases: data collection, preprocessing, digitized family tree construction, graph based on names construction, and name suggestion (see Figure 2).

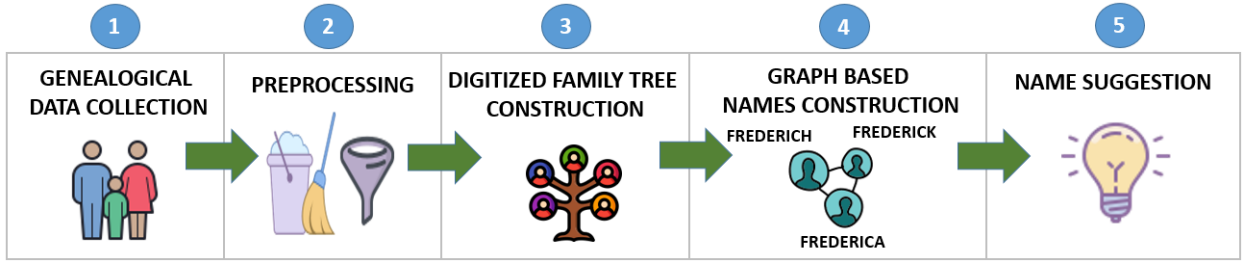


Figure 2: Overview of *GRAFT*’s phases for discovering and suggesting synonyms.

1. **Genealogical Data Collection.** The proposed *GRAFT* algorithm utilizes the inherent “wisdom” that exists in digitized family trees. Therefore, in the first phase, we use a genealogical dataset which includes valuable information regarding people and their ancestors, such as forenames and surnames, nicknames, parents’ names, and more.
2. **Preprocessing.** In this phase, we clean the given names, such as the forenames and surnames of people who use short abbreviations. For example, a person named “Aaron T Jones,” is changed to “Aaron Jones” because the “T” character is used as an abbreviation of an unknown middle name. We also remove all of the names with less than three characters in order to avoid abbreviations and English honorific titles, such as Mr., Dr., Jr., etc.¹
3. **Constructing Digitized Family Trees.** Using the cleaned genealogical dataset, we construct digitized family trees, forming a giant graph, by linking child and parent profiles to each other. More specifically, we construct a direct graph $G_T := \langle V_T, E_T \rangle$, where V_T is a set of profiles in the cleaned genealogical dataset and E_T is a set of directed links between profiles; each link, $e := (u, v) \in E_T$, connects two profiles $u, v \in V_T$, where u is a parent of v (see Figure 3). At the end of this step, a large graph with millions of vertices and links is created.
4. **Constructing a Graph-Based on Names.** By using G_T , we create a new weighted graph in which each vertex is a name, each link connects names of a parent and his/her children, and each link’s weight is the number of times links between two exact names exists in G_T . To reduce the size of the graph, we only establish links between two vertices, where the “distance” between their names is small. Namely, we create a graph-based names $G_N^{i,j} := \langle V_N, E_N^{i,j} \rangle$, where V_N is a set of vertices defined as follows: $V_N := \{n | \exists v \in V_T \text{ and } v_{name} = n\}$, and v_{name} is defined as the name of a profile $v \in V_T$ (can be a forename or surname). Additionally, we define $E_N^{i,j}$ to be the following set of links $e := (n, m, w) \in E_N$, where $n, m \in V_N$ and $\exists (u, v) \in E_T, u_{name} = n, v_{name} = m$, and $edit-distance(n, m) \in [i, j]$. Moreover, we define $w > 0$ to be equal to the following: $w := |\{(u, v) \in E_T | u_{name} = n \text{ and } v_{name} = m\}|$, i.e., the number of times two exact names exist in G_T . Lastly, we remove links between two vertices if their names are too far apart.

¹While short names are widely used in public, using these names to construct digitized family trees will harm our analysis of the evolution of names.

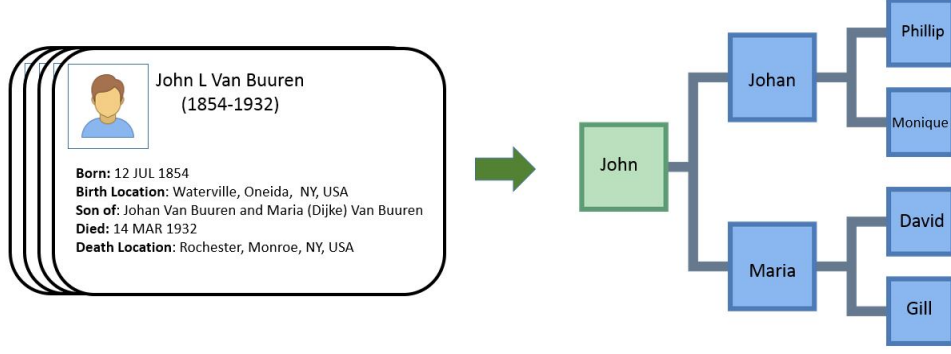


Figure 3: A demonstration of a digitized family tree constructed based on given genealogical records.

5. **Name Suggestion.** By using $G_N^{i,j}$, we suggest synonyms as follows (see Figure 4): Given the name n , we search for $n \in V_N$. In cases in which the given name does not exist in V_N , no synonyms are returned. When $\exists n \in V_N$, we search for potential candidates to be synonyms using the following steps: First, we traverse $G_N^{i,j}$ using the breadth-first search (BFS) algorithm starting from n . This means that in the first iteration, we pass on all of the neighbors that are directly connected to n . Next, in the second iteration, we pass on the neighbors of n 's neighbors, and so forth. After passing all of the vertices reachable from n (defined as $R_n \subseteq V_N$), we provide a score to each reachable vertex $r \in R_n$, according to the predefined name similarity scoring function $f : (n, r) \rightarrow \mathbb{R}^+$, which measures how similar each reachable vertex $r \in R_n$ is to n . Usually, for each $r \in R_n$, f will take into account the distance between r to n in G_n , as well as the string and phonetic similarity between r and n . Lastly, we sort all of the vertices R_n and suggest the top- k reachable vertices in R_n that received the highest f scores as synonyms.

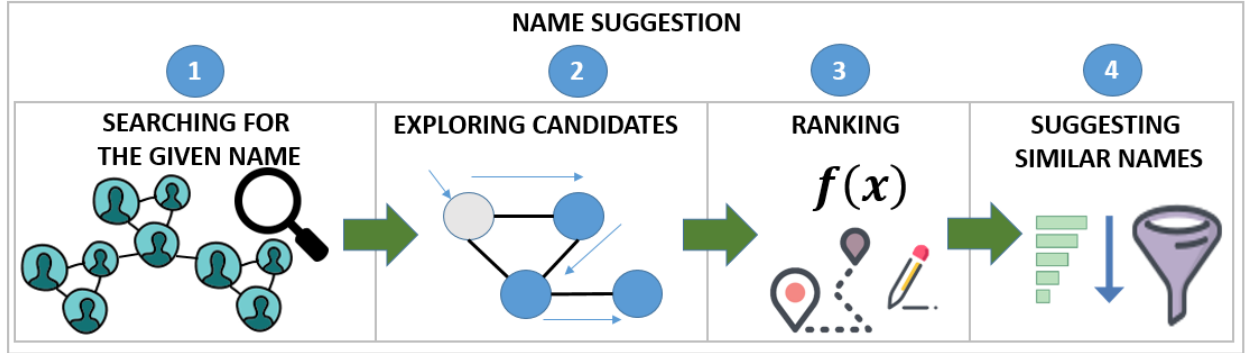


Figure 4: Name suggestion steps.

4 Data Description

In this study, to evaluate our proposed algorithm we used the WikiTree and Behind the Name datasets. In the following subsections, we describe each dataset:

4.1 WikiTree Dataset

The proposed algorithm relies on a genealogy dataset and inherent knowledge that exists in the dataset's historical records. Therefore, for evaluation, we used the open genealogical records obtained from the WikiTree website [82]. Wikitree is an online genealogical website that was founded in 2008 by Whitten [18]. The main goal of WikiTree is to provide an accurate single family tree using genealogical sources, a fact that makes genealogy free and accessible worldwide. As of September 2019, WikiTree had over 641,000 registered users and maintained over 21 million ancestral profiles [18]. Many of these profiles contain specific details about each individual, such as full name, nickname, gender,

birth and death dates, children’s profiles, etc. The massive WikiTree dump we worked with includes more than 17 million profiles and over than 250,000 unique forenames.

4.2 Behind the Name Dataset

In order to evaluate the performance of the proposed algorithm and compare it to other algorithms, we created such a dataset by combining the information included in the WikiTree dataset with the data in the Behind the Name website [83]. This website was founded in 1996 by Campbell to study aspects of given names [84]. It contains many given names from various cultures and time periods, as well as mythological and fictional names. Currently, it includes 22,263 names.

The creation of the ground truth dataset was performed as follows: First, we extracted all of the distinct forenames in the WikiTree dataset that are comprised of more than two letters to avoid English honorific titles. Among its over 17 million profiles, we extracted 250,039 unique forenames. Using the public service application programming interface (API) provided by the Behind the Name website, we collected synonyms for the distinct forenames; for a given forename, there were an average of 5.12 synonyms provided. As an example, for the forename Ed, we collected the following synonyms: Eddie, Edgar, Edward, Ned, Teddy, etc. [85]. For the forename name Elisabeth, we retrieved Eli, Elisa, Ella, Elsa, Lisa, Liz, and so on [86]. In total, 37,916 synonyms were retrieved for the 7,399 distinct names. The names that provided the maximal number of synonyms were Ina, Nina, and Jan with 127, 119, and 92 synonyms respectively.

5 Experimental Setup

5.1 Setting Experimental Parameters

In this study, we aimed at answering three research questions using the proposed experiments described below: (1) *Is the proposed GRAFT algorithm useful for the task of suggesting synonyms?* (2) *How do the performance of GRAFT as opposed to other well-known algorithms, such as phonetic encoding, and string similarity and machine and deep learning algorithms?* (3) *Can the proposed algorithm’s performance be improved by suggesting synonyms based not only parents but also grandparents or great-grandparents?*

5.1.1 GRAFT Validation

To evaluate the proposed *GRAFT* algorithm, we executed the following large-scale experiment: First, as a data source, we used the WikiTree dataset (see Section 4.1). As described above, in the preprocessing phase, we cleaned the forenames by removing short abbreviations which were fewer than three characters (see Section 3). Next, we constructed digitized family trees as a large-scale graph, G_T , by linking the WikiTree user profiles with those of their parents. This giant graph G_T consisted of 208,774 vertices, 3,323,554 links, and 126 connected components. Subsequently, using G_T , we generated an additional new weighted forename graph, G_N , where its vertices were forenames, and each link (n_1, n_2, w) connected two forenames n_1 and n_2 , with w equal to the number of links in G_T that connected users with the forename of n_1 to their parents with the forename of n_2 (see Section 3). Then, we generated the $G_N^{1,3}$ graph (consisting of 2,810 vertices, 9,302 links, and 214 connected components), by using G_N and leaving only links between related parent and child forenames with edit distance values ranging from one to three.²

Then, we searched for each of the forenames that share synonyms in the ground truth in $G_N^{1,3}$. If the searched name appeared in $G_N^{1,3}$, we traversed the graph using BFS starting from the given name and collecting its neighbors, up to a depth of three. If the name did not appear in $G_N^{1,3}$, we moved on to the next name on the list.

Afterward, we defined the following four ordering functions (*Similarity_i*, $i = 1..4$):

1. $NetED(n_1, n_2) = \frac{1}{ShortestPath(n_1, n_2) \cdot ED(n_1, n_2)}$
2. $Net^2ED(n_1, n_2) = \frac{1}{(ShortestPath(n_1, n_2))^2 \cdot ED(n_1, n_2)}$
3. $EDofDMphone(n_1, n_2) = \frac{1}{Min(ED(DMphone(n_1), DMphone(n_2)))}$
4. $NetEDofDMphoneED(n_1, n_2) = \frac{1}{ShortestPath(n_1, n_2) \cdot ED(n_1, n_2) \cdot Min(ED(DMphone(n_1), DMphone(n_2)))}$

²We limited the edit distance values so they were less than or equal to three because we observed that names with edit distance values greater than three were quite different from the searched name and found that in the vast majority of the cases the names won’t provide relevant synonym suggestions.

where n_1 and n_2 are names, $ShortestPath(n_1, n_2)$ is a function that retrieves the shortest path from the starting vertex to the goal vertex in $G_N^{1,3}$, $ED := EditDistance(w_1, w_2)$ is a function that returns the minimal number of editing operations required to transform from word w_1 into w_2 (see Section 2.3), and $DMphone := DoubleMetaphone$ is a function that returns the phonetic sound code of a given name.

The motivation behind *NetED* was to take the similarity between the names in two dimensions into account: first, in the sense that the names as strings were similar, and second, that the names' vertices were also near each other in the given $G_N^{1,3}$. *Net²ED* is similar to *NetED*; however, it prioritizes the proximity of the names in the graph. In contrast to *NetED* and *Net²ED* which combines string similarity and network structure, *EDofDMphone* focuses on the performance of phonetic algorithms. For the selected phonetic algorithm, we chose Double Metaphone because this algorithm improves Soundex and Metaphone and it returns both a primary and secondary code for a name, a mechanism that can be helpful in finding synonyms. *NetEDofDMphoneED* considers all of the factors that can assist in name suggestion: name and phonetic similarity, and network structure.

Next, after obtaining the potential candidates, we measured the similarity between the given name and each of the candidates by ranking the names retrieved according to one of the proposed ordering functions ($Similarity_i, i = 1..4$). For example, assume that we searched for the forename Robert, in the graph-based on names. After detecting this name in the graph, we traversed the graph to collect the following candidate names: Rob and Reuben. Both were located at a depth of one from the given name of Robert. In the next phase of this example, we applied *NetED* on the given name and its candidates. For example, for the name Robert, we calculated the following:

$$\begin{aligned} 1. \text{NetED}(\text{Robert}, \text{Rob}) &= \frac{1}{ShortestPath(\text{Robert}, \text{Rob}) \cdot ED(\text{Robert}, \text{Rob})} = \frac{1}{1 \cdot 3} = \frac{1}{3} \\ 2. \text{NetED}(\text{Robert}, \text{Reuben}) &= \frac{1}{ShortestPath(\text{Robert}, \text{Reuben}) \cdot ED(\text{Robert}, \text{Reuben})} = \frac{1}{1 \cdot 4} = \frac{1}{4} \end{aligned}$$

Then, we sorted the candidates according to the selected ordering function. Therefore, according to the provided example above, we retrieved Rob and only afterward Reuben.

5.1.2 Overcoming Obstacles

One of the strengths and unique qualities of the *GRAFT* algorithm, as well as drawbacks, is its dependency on the graph based on names constructed for suggesting synonyms. Of course, the greater the number of names in the genealogical dataset, the higher the likelihood of being suggested synonyms for a specific name. Still, there may be cases in which *GRAFT* would not be able to suggest synonyms for a given name in case it does not exist in the genealogical dataset. Therefore, for validation, we propose a naive and hybrid approach combining *GRAFT* and phonetic encoding algorithm, wherein cases in which a given name does not exist in the graph based on names constructed, synonyms would be suggested based on one of the phonetic encoding algorithms.

5.1.3 Fine-Tuning *GRAFT*

One of the major contributions of this study is the suggestion of synonyms by utilizing the graph based on names derived from digitized family trees. The graphs were constructed based on children whose name is a variation of one of their parents' name. These graphs should reflect the evolution of names over the centuries. Famous examples of figures who were named after their parents are George W. Bush, the 43rd president of the United States of America, who was named after his father, George H. W. Bush, the 41st president; William II King of England who was named after his father, William the Conqueror; Henry VIII King of England who named after his father, Henry VII of England.

However, there are also many cases in which parents named their children after their grandparents (e.g., Cambyses II who was the second king of the Achaemenid Empire, and the son and successor of Cyrus the Great) and even their great-grandparents (e.g., Prince George of Cambridge, who was named after George VI, King of the United Kingdom, who was the great-grandfather of his father Prince William). Therefore, we wish to evaluate the strength of two parameters in our algorithm for improving performance: the edit distance range and the identity of the figures whom we wish to construct a graph based on names.

5.2 Evaluation Process

To analyze and evaluate the performance of the proposed *GRAFT* algorithm on the task of name suggestion, we evaluated its performance (see Section 5.2.1), as well as the performance of other algorithms used for suggesting synonyms, such as phonetic encoding algorithms (see Section 5.2.3), string similarity algorithms (see Section 5.2.4), and the more recently proposed Name2Vec algorithm (see Section 5.2.5).

5.2.1 Evaluation of *GRAFT*

We searched for each forename that appeared in the ground truth using $G_N^{1,3}$. If the name appeared in $G_N^{1,3}$, we traversed the graph using BFS, starting from the given name and collecting its neighbors up to a depth of three. Next, we sorted these neighbors according to the score provided by each ordering function proposed in Section 5.1.1. Then, we evaluated the performance of the top 10 suggestions provided. The evaluation was performed by differentiating between the suggestions and the correct synonyms in the ground truth. We used the performance metrics of accuracy, F1, precision, and recall. Concerning the precision measure, for each given name in the ground truth, we calculated the metric of *average-precision@k* where $k = 1, 2, 3, 5, 10$. We chose to evaluate the top 10 suggestions, because like any search for results in any search engine, people are still only willing to look at the first few tens of results [87].

5.2.2 Overcoming Obstacles

In order to evaluate the naive approach proposed in Section 5.1.2, we suggested synonyms for all of the names in the Behind the Name ground truth dataset, as follows: In cases in which a given name was in the graph based on names, we suggested synonyms according to *GRAFT* with the similarity function of *NetEDofDMphoneED* where the threshold is edit distance ranges between one to three. In cases in which a given name is not in the graph-based on names, the phonetic code of the given name was calculated using Double Metaphone. Next, all the names who share the same phonetic code were retrieved as optional candidates. Then, the top 10 candidates were sorted according to their edit distance from the given name in ascending order.

5.2.3 Comparison to Phonetic Encoding Algorithms

We evaluated the performance of five well-known phonetic algorithms: Soundex, Metaphone, Double Metaphone, NYSIIS, and the MRA (matching rating approach) for the task of suggesting synonyms. The evaluation process was performed as follows: First, for all of the names in WikiTree, all of the phonetic codes were calculated. Next, for each name in the ground truth, the selected phonetic code was retrieved. For example, for the name John in the ground truth, the code J500 was retrieved (encoded by Soundex algorithm). Then, we chose those names that shared the same phonetic code as John as candidates; we then sorted the candidates according to their edit distance from the given name (the lower the distance, the higher the similarity) and retrieved the top K as synonyms.

Unlike phonetic algorithms which produce a single sound code for a given name, Double Metaphone produces two phonetic codes (primary and secondary). Therefore, for this algorithm, we collected all of the names that shared the same phonetic code (as either the primary or secondary code) and ordered them according to their edit distance from the given name.

5.2.4 Comparison to String Similarity Algorithms

We evaluated the performance of three well-known string similarity algorithms (edit distance, Damerau Levenshtein distance, and Jaro-Winkler distance). For each algorithm, we measured the string similarity between each name in the ground truth and the candidate name existing in the WikiTree dataset. Take, for example, the name John and the edit distance string similarity algorithm: First, we calculated the edit distance between each name in the WikiTree dataset and the name John. As candidates, we chose just the forenames whose distance from the given name is between one and three. We limited the edit distance so it was less than or equal to three, since we observed that a larger edit distance value resulted in names that were very different from the given name. In the final step, we sorted the candidates based on the distance.

In contrast to the first string similarity algorithms, the Jaro-Winkler distance ranges from zero to one. So in this case, we sorted the candidates for a given name in descending order and chose just the top K as synonyms. Finally, to improve the performance, we sorted the K synonyms according to their edit distance from the given name and retrieved them as synonyms.

5.2.5 Comparison to Name2Vec

In order to compare Name2Vec to *GRAFT*, we evaluated the performance of the Name2Vec [75] algorithm, as well as *GRAFT* on forenames and surnames.

Evaluation of Name2Vec on Forenames. First, we used the WikiTree dataset as a data source and trained a Doc2Vec model based on these forenames. Foxcroft et al. reported that their best model training on the Ancestry Surnames dataset consisted of 250,000 surnames. Since the datasets are nearly equal in size (250,000 records), and there are generally no major differences between forenames and surnames, we set the parameters so they were the same as those reported by Foxcroft et al. (640 epochs, 30 dimensions, and a window size of two). Next, using the trained model, we

collected the 10 most similar candidate names for each name in the ground truth. Then, we used these candidates as synonyms for the given names.

Evaluation of Name2Vec on Surnames. In this experiment, we performed the same steps described in the previous paragraph. This time, we trained a Doc2Vec model with the parameters described above on the Ancestry Surnames dataset, which includes 250,000 surnames. Finally, the remaining candidates were evaluated using the Ancestry Records ground truth dataset.

Evaluation of *GRAFT* on Surnames.

We evaluated *GRAFT*'s performance on surnames as follows: Using the WikiTree dataset, we cleaned the surnames by removing short abbreviations that had fewer than three characters. Next, we constructed digitized family trees as a large-scale graph, G_T , by linking the WikiTree user profiles with those of their parents. This giant graph G_T consisted of 279,657 vertices, 1,869,502 links, and 7,694 connected components. Subsequently, using G_T , we generated an additional new weighted graph, G_N , where its vertices were surnames, and each link (n_1, n_2, w) connected two surnames n_1 and n_2 , with w equal to the number of links in G_T that connected users with the surname of n_1 to their parents with the surname of n_2 (see Section 3). Then, we generated the $G_N^{1,3}$ graph (consisting of 5,617 vertices, 4,966 links, and 1,947 connected components), by using G_N and leaving only links between related parent and child surnames with edit distance values ranging from one to three.³ Next, we sorted these neighbors according to the score provided by each ordering similarity function proposed. Then, we evaluated the performance of the top 10 suggestions provided.

In addition, we conducted an additional experiment but this time by constructing a graph based on names based on grandchildren and their grandparents. In this case, the giant graph G_T consisted of 143,958 vertices, 954,245 links, and 699 connected components. Subsequently, using G_T , we generated a surname graph, G_N , where its vertices were surnames, and each link (n_1, n_2, w) connected two surnames n_1 and n_2 , with w equal to the number of links in G_T that connected users with the surname of n_1 to their grandparents with the surname of n_2 (see Section 3). Then, we generated the $G_N^{1,3}$ graph (consisting of 4,208 vertices, 3,492 links, and 1,348 connected components), by using G_N and leaving only links between related parent and child surnames with edit distance values ranging from one to three. The evaluation for both experiments was carried out using the Ancestry Records dataset, the same dataset used by Foxcroft et al.

5.2.6 Improving *GRAFT*

In order to determine the best parameters for improving *GRAFT*, we evaluated the performance of the proposed *GRAFT* algorithm based on the generation of different $G_N^{i,j}$ graphs, and the edit distance ranges for various thresholds. In total, we executed 16 experiments, where the independent variables were the graph types (children–parents, grandchildren–grandparents, great-grandchildren–great-grandparents, and children–all ancestors) and the edit distance for filtering the candidates ranges from one to five. We used the WikiTree dataset to generate the graphs and the Behind the Name dataset as the ground truth.

6 Results

6.1 Performance Comparison

In this section, we present the results obtained from the experiments described in Section 5 (see Tables 1 and 2).

***GRAFT* Evaluation.** It can be seen that the $G_N^{1,3}$ graph constructed based on parents and their children obtained the highest performance scores with respect to average accuracy, F1, and precision using all four ordering functions ($Similarity_i, i = 1..4$). Regarding average accuracy, the $G_N^{1,3}$ graph with the similarity function of *NetEDofDMphoneED* obtained the highest accuracy score of 0.096. The *NetED*, and *Net²ED* functions obtained high average accuracy scores of 0.086 and 0.083, respectively. The *EDofDMphone* obtained an average accuracy score of 0.07, which is still a high score compared to the other algorithms.

With regard to average F1, we can see a similar picture: The *EDofDMphone* function provided the highest average F1 score of 0.152. The second and third best scores were obtained by *NetED* and *Net²ED* (0.139 and 0.133, respectively). The *EDofDMphone* obtained an average F1 score of 0.114.

³We limited the edit distance values to be smaller or equal 3 because we observed that names with edit distance values greater than 3 were highly different from the searched name, and in the vast majority of the cases these will not provide relevant synonym suggestions.

Table 1: Performance of *GRAFT* on Forenames Using Parents-Children Graph

Method	Accuracy	F1	AP@1	AP@2	AP@3	AP@5	AP@10	Recall
<i>NetED</i>	0.086	0.139	0.237	0.185	0.157	0.125	0.086	0.15
<i>Net²ED</i>	0.083	0.133	0.221	0.172	0.146	0.116	0.083	0.139
<i>EDofDMphone</i>	0.07	0.114	0.164	0.132	0.114	0.094	0.07	0.129
<i>NetEDofDMphoneED</i>	0.096	0.152	0.272	0.211	0.178	0.136	0.096	0.165

Table 2: Top 10 Performance on Forenames Dataset

Method	Accuracy	F1	AP@1	AP@2	AP@3	AP@5	AP@10	Recall
<i>NetED</i>	0.105	0.156	0.271	0.209	0.176	0.145	0.105	0.131
<i>Net²ED</i>	0.103	0.153	0.256	0.2	0.17	0.141	0.103	0.129
<i>EDofDMphone</i>	0.089	0.133	0.22	0.176	0.15	0.121	0.089	0.12
<i>NetEDofDMphoneED</i>	0.114	0.17	0.307	0.231	0.193	0.156	0.114	0.147
<i>NetEDofDMphoneED + DM</i>	0.077	0.124	0.151	0.133	0.121	0.104	0.077	0.221
Soundex	0.06	0.102	0.101	0.096	0.092	0.08	0.06	0.208
Metaphone	0.066	0.11	0.107	0.1	0.097	0.086	0.066	0.209
DMetaphone	0.068	0.112	0.107	0.102	0.098	0.088	0.068	0.221
NYSIIS	0.064	0.11	0.105	0.093	0.087	0.079	0.064	0.163
MRA	0.058	0.0919	0.093	0.086	0.082	0.073	0.058	0.144
Name2Vec	0.021	0.037	0.079	0.063	0.052	0.038	0.021	0.075
Jaro-Winkler	0.044	0.077	0.076	0.075	0.071	0.061	0.044	0.177
Edit Distance	0.045	0.078	0.071	0.067	0.062	0.055	0.045	0.179
Damerau-Levenshtein Distance	0.046	0.08	0.071	0.065	0.062	0.056	0.046	0.182

With respect to average precision, the four ordering functions using in $G_N^{1,3}$ parent-children graph provided the highest average precision scores for all of the k values, where $k = 1, 2, 3, 5, 10$ (see Figure 5). The highest score was obtained by *EDofDMphone* with an average precision@1 score of 0.272. *NetED* and *Net²ED* obtained the next highest scores of 0.237 and 0.221, respectively.

Regarding recall measure, it can be observed that *GRAFT* with the four ordering functions functions obtained average recall scores of 0.165, 0.15, 0.139, and 0.129, respectively (see Table 1).

6.1.1 Phonetic Encoding Algorithm Evaluation

For the accuracy measure, we can see in Table 2 that all of the phonetic algorithms provide average scores around 0.06; the highest score for this group of algorithms was obtained by Double Metaphone, with an average accuracy score of 0.068, and the lowest was obtained by MRA with a score 0.058. For the F1 measure, all of the phonetic algorithms had average scores around 0.1. Similarly, they all obtained an average precision@1 score of 0.1. In terms of the recall measure, we can see that the phonetic algorithms obtained high scores. The highest average recall score was obtained by Double Metaphone, which had a score of 0.221. The second highest average recall scores were achieved by Metaphone and Soundex, with scores of 0.209 and 0.208, respectively.

6.1.2 String Similarity Algorithm Evaluation

As seen in Table 2, the string similarity algorithms had similar performance on both accuracy measures, with average accuracy scores of 0.045 and F1 scores of 0.078, respectively. For the precision measure, the three algorithms reached the highest average scores for average precision@1, with a score of 0.076 (obtained by the Jaro-Winkler Distance). For the recall measure, the three similarity algorithms (Damerau-Levenshtein Distance, edit distance, and Jaro-Winkler Distance) obtained high average scores of 0.182, 0.179, and 0.077. (only second to Double Metaphone).

6.1.3 Name2Vec Evaluation

Table 3 presents the performance of *GRAFT* and Name2Vec on forenames and surnames. As can be seen, *GRAFT* achieved better performance than Name2Vec in every measure. With respect to forenames, Name2Vec obtained average accuracy and F1 scores of 0.021 and 0.037, respectively. With respect to precision, at its peak, Name2Vec obtained an average precision@1 score of 0.079 (see Figure 5). The average recall score reached 0.075.

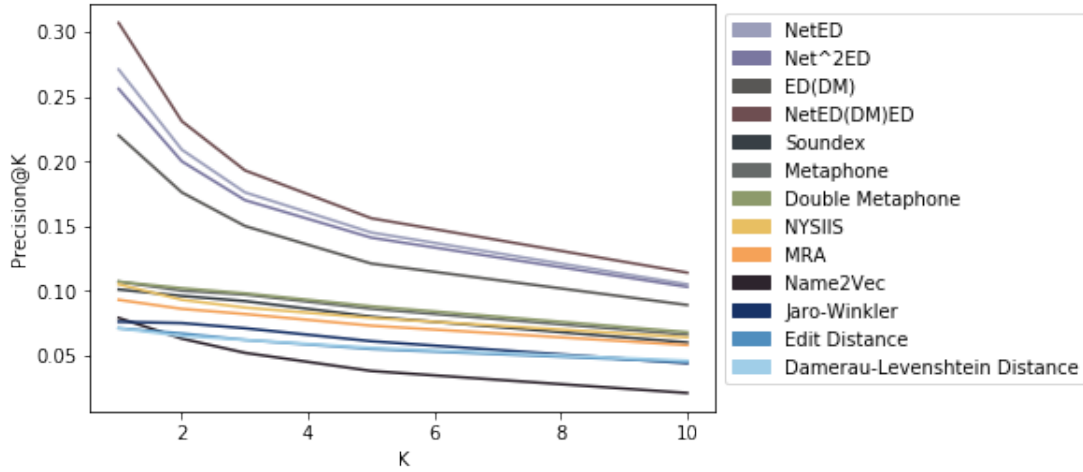
In contrast to Name2Vec, we can see that *GRAFT* had better performance scores (also based on graphs based on names constructed on both parents–children, and grandparents–grandchildren connections). As can be seen in Table 1, the average accuracy and F1 scores obtained by *GRAFT* using parents–children graph based on names reached 0.096 and 0.152, respectively. The highest average precision score reached at average precision@1 score of 0.272. Regarding recall, *GRAFT* using the graph based on the names of children and their parents obtained an average recall of 0.165. In Table 2, we present the highest scores achieved by *GRAFT* using a graph based on names derived from the names of grandparents and their grandchildren. It obtained an average accuracy score of 0.114, an average F1 score of 0.17, an average precision score of 0.307, and an average recall score of 0.147.

The same trend can be seen when focusing on surnames (see Table 3). *GRAFT* had better performance than Name2Vec. The highest performance scores were achieved using a graph based on names of parents and their children; in this case, average accuracy and F1 scores of 0.539 and 0.566, respectively, were obtained. The highest average precision score was 0.647, and the average recall score obtained was 0.654. *GRAFT* which used the graph of names of grandchildren and their grandparents obtained an average accuracy and average F1 scores of 0.4 and 0.419, respectively. The best average precision and recall reached 0.478 and 0.483, respectively.

In contrast to *GRAFT*, Name2Vec obtained poor results regarding surnames: an average accuracy of 0.211, an average F1 of 0.287, an average precision@1 of 0.4, and an average recall of 0.611.

Table 3: Comparison of *GRAFT* and Name2Vec

Algorithm	Dataset	Type	Accuracy	F1	AP@1	AP@5	AP@10	Recall
GRAFT parents-children	BtN	Forenames	0.096	0.152	0.272	0.136	0.096	0.165
GRAFT grandparents-grandchildren	BtN	Forenames	0.114	0.170	0.307	0.156	0.114	0.147
Name2Vec	BtN	Forenames	0.021	0.037	0.079	0.038	0.021	0.075
GRAFT parents-children	Ancestry	Surnames	0.539	0.566	0.647	0.545	0.539	0.654
GRAFT grandparents-grandchildren	Ancestry	Surnames	0.4	0.419	0.478	0.41	0.4	0.483
Name2Vec	Ancestry	Surnames	0.211	0.287	0.4	0.223	0.211	0.611

Figure 5: Performance comparison between *GRAFT* and other algorithms

6.1.4 Improving *GRAFT*

Figure 6 presents a comparison of the precision@5 performance measure with respect to the graphs based on names constructed and the edit distance ranges. We can see the graph constructed based on names of grandchildren and their grandparents obtained the highest results using most of the ordering functions and edit distance ranges, as opposed to their counterparts: graphs constructed based on names of children and their parents, great-grandchildren and their great-grandparents, and all aggregated ancestors. For example, the *GRAFT* algorithm which used the grandchildren–grandparents graph achieved the highest average precision@5 score of 0.379, whereas at its peak, parents–children graph based on names obtained an average precision@5 score of 0.331.

With respect to the proposed ordering functions, we can see that *NetEDofDMphoneED* obtained the highest results in every range and graph type. It also can be observed that increasing the edit distance’s range consistently reduces the performance of *GRAFT*. Although we only presented the results for average precision@5, this trend is maintained in each performance measure.

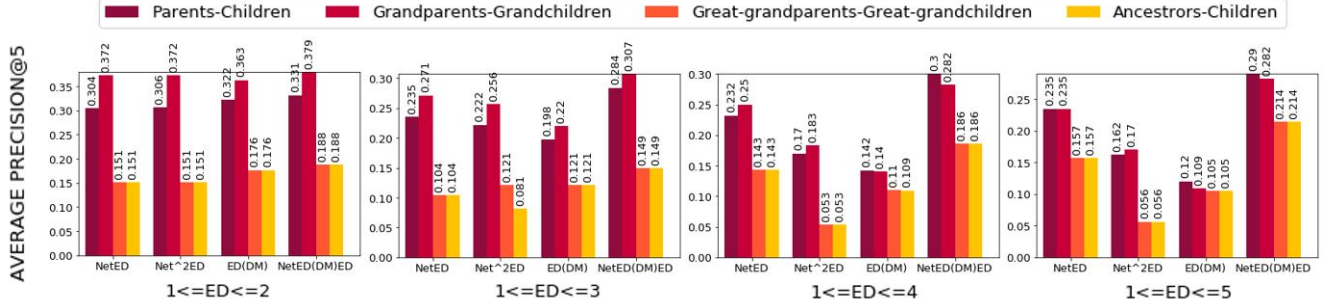


Figure 6: *GRAFT* Performance comparison based on different graphs of names generated based on different ancestors, thresholds, and similarity functions

6.1.5 Overcoming Obstacles

As can be seen in Table 2, the proposed hybrid of *GRAFT* and Double Metaphone achieved better performance than other phonetic and string similarity algorithms (when used alone). For example, the hybrid algorithm obtained an average F1 score of 0.124, whereas the best performing algorithm (Double Metaphone) obtained an average F1 of just 0.112. In addition, the highest average precision obtained by the combined approach (0.151) outperformed Metaphone and Double Metaphone which obtained an average precision of 0.107. In terms of recall measure, the combination of *GRAFT* and Double Metaphone obtained the highest average recall score of 0.22 like Double Metaphone alone.

7 Discussion

Based on our analysis of the results presented in Section 6, we can conclude the following. First, the proposed *GRAFT* algorithm was found useful for suggesting synonyms for both forenames and surnames (see Tables 3 and 2). *GRAFT* was found superior to all other algorithms evaluated, including encoding phonetic, string similarity algorithms, and Name2Vec which bases its suggestions on machine and deep learning. We can conclude that the construction of a graph based on names derived from a genealogical dataset, which utilizes generations of historical data, can be very effective for the synonym suggestion task.

Second, the *GRAFT* algorithm is generic in several respects. For example, the graph based on names can be constructed using any genealogical dataset available. In this study, we used the WikiTree dataset but any other dataset can be used. Also, the name suggestion step can use any ordering functions that are capable of ordering candidate names in a particular order. We demonstrate this generic step using four ordering functions, but we are sure that there are many more ordering functions that can improve performance. Our demonstration of *GRAFT* on forenames and surnames also demonstrates the algorithm’s generality.

Third, with respect to the proposed ordering functions, we can observe that the *NetEDofDMphoneED* function provided the best performance of the four ordering functions suggested; more specifically, it obtained its best performance for the graph based on names constructed based on similar names of children and their parents (see Table 1). This trend is maintained for all of the graph types constructed (grandchildren–grandparents, great-grandchildren–great-grandparents, and children–all ancestors), and all of the edit distance ranges (see Figure 6). We can conclude that the use of ordering functions that consider several aspects, such as the graph structure, string similarity between the given and candidate names, as well as their phonetic codes, is very important for suggesting synonyms.

Fourth, regarding the comparison of *GRAFT* and Name2Vec (see Section 5.2.5), we can see that *GRAFT* outperformed Name2Vec in every respect. Regarding forenames, we can see that *GRAFT* which uses a graph based on names of grandparents and their grandchildren obtained the best results (see Table 3). Also, with respect to surnames, we can see that *GRAFT* with a graph based on names of parents and their children outperformed Name2Vec. These results emphasize the effectiveness of the algorithm to be capable to suggest synonyms for forenames and surnames. In addition, it is important to mention that *GRAFT* was outperformed on two datasets reflecting different domains regarding names. Underlying Ancestry Records dataset (for surnames) which consists of synonyms that share similar

sound and characters (e.g., Philips and Phillips), the Behind the Name dataset (for forenames) consists of names which share similar etymology (e.g., John and Giovanni). The success of *GRAFT* to suggest the highest number of correct synonyms for both datasets emphasizes its effectiveness.

Fifth, one of the major obstacles of the proposed algorithm is related to its dependency on graph based on names for suggesting synonyms. In cases in which a given name does not exist in the graph constructed, no candidate is suggested as a synonym. Of course, in cases of people use big genealogical datasets, the likelihood of not being able to suggest synonyms is reduced. To address this, we used a hybrid algorithm, using both the *GRAFT* and Double Metaphone for suggesting synonyms for all of the names (see Section 5.1.2). It can be seen that the hybrid algorithm helped ensure that synonyms were suggested for all names and contributed to superior performance in all respects (accuracy, F1, precision, and recall), an accomplishment not shared by any of the other algorithms evaluated. This finding demonstrates *GRAFT*'s effectiveness compared to other algorithms and emphasizes its ability to be used as both a standalone algorithm and in combination with other algorithms for suggesting names, in order to boost their capabilities.

Sixth, regarding the fine-tuning of *GRAFT*, our analysis suggests that for forenames, the construction of a graph based on the names of grandchildren and their grandparents would be most effective, as using this graph we were able to provide the best performance with respect to accuracy F1 and precision (see Section 6). Based on this finding, we can conclude that children are named after their grandparents much more than their parents and great-grandparents (found statistically significant using t-tests with $p - value < 0.05$). However, focusing on surnames, we observe the opposite – the best performance was provided by the graph based on names derived from children and their parents.

Finally, with respect to the threshold for filtering candidates using the edit distance, we can see that there is a tradeoff between edit distance ranges and performance. The higher the edit distance range, the poorer the performance. This is of course reasonable, since by increasing the edit distance's range many irrelevant candidates are included as synonyms. In addition, it is important to understand that reducing the range too much will increase the performance, as well as reduce the number of names that the algorithm will be able to suggest as synonyms.

8 Conclusion & Future Work

This paper introduces *GRAFT*, a novel and generic algorithm which utilizes genealogical data to address some of the challenges associated with synonym suggestion. We provided a comprehensive description of the proposed algorithm's steps which start with the collection of a genealogical dataset. After cleaning the data, we constructed digitized family trees for users of the dataset. Based on these family trees, we constructed a graph based on names derived from children and their parents. Using this graph, as well as four ordering functions, we suggested synonyms. To compare the results obtained, we evaluated the performance of nine other algorithms, including phonetic and string similarity algorithms, as well as Name2Vec, a machine and deep learning approach for suggesting synonyms presented in 2019. The evaluation was performed on forename and surname datasets.

We make the following observations and conclusions. The proposed *GRAFT* algorithm outperformed all other algorithms evaluated, including encoding phonetic and string similarity algorithms, as well as Name2Vec. We conclude that utilizing a genealogical dataset and network science was found very effective for synonym suggestion. Also, its success rates on two different datasets: the first which focuses on etymology whereas the latter on the similarity of characters emphasizes its usefulness.

This proposed algorithm is generic and a few aspects of its generality were demonstrated in our research, such as its ability to suggest synonyms on both forenames and surnames, as well as its ability to apply different ordering functions to improve performance.

Although *GRAFT*'s dependency on a graph of names for suggesting synonyms, the hybrid algorithm which combines *GRAFT* and Double Metaphone was found superior to other algorithms. This finding emphasizes the ability of the hybrid algorithm to suggest more accurate synonyms, as well as to overcome obstacles by suggesting synonyms for all names.

With respect to fine-tuning, we suggest to construct a graph based on names derived from grandparents and their grandchildren to improve performance for the task of suggesting synonyms for forenames, whereas for surnames, we suggest to construct parents–children graph.

Future research direction could examine other elements, such as gender, ethnicity, homeland, and other factors that affect names.

9 Availability

This study is reproducible research. Therefore, a code suggesting synonyms for a given name is available.⁴ Other datasets for evaluation are available upon request.

10 Acknowledgments

The authors would like to thank the icons8 website (<https://icons8.com>) for their beautiful icons.

References

- [1] Patrick AV Hall and Geoff R Dowling. Approximate string matching. *ACM computing surveys (CSUR)*, 12(4):381–402, 1980.
- [2] Kai-Hsiang Yang, Kun-Yan Chiou, Hahn-Ming Lee, and Jan-Ming Ho. Web appearance disambiguation of personal names based on network motif. In *2006 IEEE/WIC/ACM International Conference on Web Intelligence (WI 2006 Main Conference Proceedings)(WI'06)*, pages 386–389. IEEE, 2006.
- [3] Ulrich Pfeifer, Thomas Poersch, and Norbert Fuhr. Retrieval effectiveness of proper name search methods. *Information Processing & Management*, 32(6):667–679, 1996.
- [4] Einat Minkov, William W Cohen, and Andrew Y Ng. Contextual search and name disambiguation in email using graphs. In *Proceedings of the 29th annual international ACM SIGIR conference on Research and development in information retrieval*, pages 27–34. ACM, 2006.
- [5] R Guha. Disambiguating people in search. In *The Thirteenth International World Wide Web Conference, WWW2004*, 2004.
- [6] Google yourself. https://visual.ly/community/infographic/social-media/google-yourself?fbclid=IwAR1xv3NExQkjSOE26VAD4pK6LfYnR-plmX2sh-2T8gnCT6DSfuh_hieJ72Q. Accessed: 2019-08-22.
- [7] People search on the web. <https://organicweb.com.au/social-media/people-search-pipl-wink-peekyou/>. Accessed: 2019-08-24.
- [8] Pipl.com. <https://pipl.com/>. Accessed: 2019-08-31.
- [9] Zoominfo. <https://www.zoominfo.com/>. Accessed: 2019-08-24.
- [10] Peter Christen. A comparison of personal name matching: Techniques and practical issues. In *Sixth IEEE International Conference on Data Mining-Workshops (ICDMW'06)*, pages 290–294. IEEE, 2006.
- [11] Neil R Smalheiser and Vetle I Torvik. Author name disambiguation. *Annual review of information science and technology*, 43(1):1–43, 2009.
- [12] Family education - ethnic variations names. <https://www.familyeducation.com/life/choosing-name/ethnic-variations-names>. Accessed: 2019-09-02.
- [13] Christine L Borgman and Susan L Siegfried. Getty’s synonymeTM and its cousins: A survey of applications of personal name-matching algorithms. *Journal of the American Society for Information Science*, 43(7):459–476, 1992.
- [14] William W Cohen, Pradeep Ravikumar, Stephen E Fienberg, et al. A comparison of string distance metrics for name-matching tasks. In *IWeb*, volume 2003, pages 73–78, 2003.
- [15] Carol Friedman and Robert Sideli. Tolerating spelling errors during patient validation. *Computers and Biomedical Research*, 25(5):486–509, 1992.
- [16] Emily Heinlen. Genealogy and the economic drain on ireland: Unintended consequences. *First Monday*, 12(1), 2007.
- [17] myheritage.com. <https://myheritage.com/>. Accessed: 2019-08-31.
- [18] wikitree.com. <https://www.wikitree.com/>. Accessed: 2019-08-31.
- [19] AJ Jacobs. *It’s All Relative: Adventures Up and Down the World’s Family Tree*. Simon & Schuster, 2018.

⁴<https://github.com/aviade5/GRAFT>

- [20] Joanna Kaplanis, Assaf Gordon, Tal Shor, Omer Weissbrod, Dan Geiger, Mary Wahl, Michael Gershovits, Barak Markus, Mona Sheikh, Melissa Gymrek, et al. Quantitative analysis of population-scale family trees with millions of relatives. *Science*, 360(6385):171–175, 2018.
- [21] Elizabeth Yakel. Seeking information, seeking connections, seeking meaning: Genealogists and family historians. *Information Research: An International Electronic Journal*, 10(1):n1, 2004.
- [22] David Holmes and M Catherine McCabe. Improving precision and recall for soundex retrieval. In *Proceedings. International Conference on Information Technology: Coding and Computing*, pages 22–26. IEEE, 2002.
- [23] Naushad UzZaman and Mumit Khan. A bangla phonetic encoding for better spelling suggesions. Technical report, BRAC University, 2004.
- [24] Jeffrey R Gulcher and Kari Stefansson. decode: A genealogical approach to human genetics in iceland. *e LS*, 2001.
- [25] Lisa A Cannon Albright. Utah family-based analysis: past, present and future. *Human heredity*, 65(4):209–220, 2008.
- [26] Héloïse Gauvin. The french canadian founder population: lessons and insights for genetic epidemiological research. 2016.
- [27] Bolli Thorsson, Gunnar Sigurdsson, and Vilmundur Gudnason. Systematic family screening for familial hypercholesterolemia in iceland. *Arteriosclerosis, thrombosis, and vascular biology*, 23(2):335–338, 2003.
- [28] Lisa Anne Cannon Albright. Computerized genealogies linked to medical histories for research and clinical care—a national view. In *AMIA Annual Symposium Proceedings*, volume 2006, page 1161. American Medical Informatics Association, 2006.
- [29] Megan Smolenyak and Ann Turner. *Trace your roots with DNA: Using genetic tests to explore your family tree*. Number 1. Rodale, 2004.
- [30] John FC Kingman. On the genealogy of large populations. *Journal of applied probability*, 19(A):27–43, 1982.
- [31] Augustine Kong, Gisli Masson, Michael L Frigge, Arnaldur Gylfason, Pasha Zusmanovich, Gudmar Thorleifsson, Pall I Olason, Andres Ingason, Stacy Steinberg, Thorunn Rafnar, et al. Detection of sharing by descent, long-range phasing and haplotype imputation. *Nature genetics*, 40(9):1068, 2008.
- [32] Augustine Kong, Valgerdur Steinthorsdottir, Gisli Masson, Gudmar Thorleifsson, Patrick Sulem, Soren Besenbacher, Aslaug Jonasdottir, Asgeir Sigurdsson, Kari Th Kristinsson, Adalbjorg Jonasdottir, et al. Parental origin of sequence variants associated with complex diseases. *Nature*, 462(7275):868, 2009.
- [33] Carole Ober, Mark Abney, and Mary Sara McPeck. The genetic dissection of complex traits in a founder population. *The American Journal of Human Genetics*, 69(5):1068–1079, 2001.
- [34] Rodolfo Valdez, Paula W Yoon, Nadeem Qureshi, Ridgely Fisk Green, and Muin J Khoury. Family history in public health practice: a genomic tool for disease prevention and health promotion. *Annual review of public health*, 31:69–87, 2010.
- [35] Mirkka Lahdenperä, Virpi Lummaa, Samuli Helle, Marc Tremblay, and Andrew F Russell. Fitness benefits of prolonged post-reproductive lifespan in women. *Nature*, 428(6979):178, 2004.
- [36] Agnar Helgason, Snæbjörn Pálsson, Daníel F Guðbjartsson, Kári Stefánsson, et al. An association between the kinship and fertility of human couples. *Science*, 319(5864):813–816, 2008.
- [37] Jørgen Modalsli. Multigenerational persistence. evidence from 146 years of administrative data. Technical report, Discussion Papers, 2016.
- [38] Robert E Mann, Linda C Sobell, Mark B Sobell, and Daniel Pavan. Reliability of a family tree questionnaire for assessing family history of alcohol problems. *Drug and alcohol dependence*, 15(1-2):61–67, 1985.
- [39] Tony Hodge, M Jamie, and TV Cope. A myosin family tree. *Journal of cell science*, 113(19):3353–3354, 2000.
- [40] Christine H Chung, Philip S Bernard, and Charles M Perou. Molecular portraits and the family tree of cancer. *Nature genetics*, 32(4s):533, 2002.
- [41] Michael Fire and Yuval Elovici. Data mining of online genealogy datasets for revealing lifespan patterns in human population. *ACM Transactions on Intelligent Systems and Technology (TIST)*, 6(2):28, 2015.
- [42] Arthur Charpentier and Ewen Gallic. Internal migrations in france in the nineteenth century. *arXiv preprint arXiv:1807.08991*, 2018.
- [43] Ancestry.com. <https://www.ancestry.com/>. Accessed: 2019-08-31.
- [44] familysearch.org. <https://www.familysearch.org/>. Accessed: 2019-08-31.

- [45] About ancestry.com. <https://www.ancestry.com/corporate/about-ancestry/our-story>. Accessed: 2019-08-31.
- [46] About myheritage. <https://myheritage.com/about-myheritage/>. Accessed: 2019-08-31.
- [47] About familysearch. <https://www.familysearch.org/en/about>. Accessed: 2019-08-31.
- [48] Xiaoming Fan, Jianyong Wang, Xu Pu, Lizhu Zhou, and Bing Lv. On graph-based name disambiguation. *Journal of Data and Information Quality (JDIQ)*, 2(2):1–23, 2011.
- [49] Yuhang Guo, Wanxiang Che, Ting Liu, and Sheng Li. A graph-based method for entity linking. In *Proceedings of 5th International Joint Conference on Natural Language Processing*, pages 1010–1018, 2011.
- [50] Duncan M McRae-Spencer and Nigel R Shadbolt. Also by the same author: Aktiveauthor, a citation graph approach to name disambiguation. In *Proceedings of the 6th ACM/IEEE-CS joint conference on Digital libraries*, pages 53–54, 2006.
- [51] Dongwook Shin, Taehwan Kim, Joongmin Choi, and Jungsun Kim. Author name disambiguation using a graph model with node splitting and merging based on bibliographic information. *Scientometrics*, 100(1):15–50, 2014.
- [52] Danushka Bollegala, Yutaka Matsuo, and Mitsuru Ishizuka. A co-occurrence graph-based approach for personal name alias extraction from anchor texts. In *Proceedings of the Third International Joint Conference on Natural Language Processing: Volume-II*, 2008.
- [53] Lili Jiang, Jianyong Wang, Ning An, Shengyuan Wang, Jian Zhan, and Lian Li. Grape: A graph-based framework for disambiguating people appearances in web search. In *2009 Ninth IEEE International Conference on Data Mining*, pages 199–208. IEEE, 2009.
- [54] Jintao Tang, Qin Lu, Ting Wang, Ji Wang, and Wenjie Li. A bipartite graph based social network splicing method for person name disambiguation. In *Proceedings of the 34th international ACM SIGIR conference on Research and development in Information Retrieval*, pages 1233–1234, 2011.
- [55] Xianpei Han, Le Sun, and Jun Zhao. Collective entity linking in web text: a graph-based method. In *Proceedings of the 34th international ACM SIGIR conference on Research and development in Information Retrieval*, pages 765–774, 2011.
- [56] Elena Smirnova, Konstantin Avrachenkov, and Brigitte Trousse. Using web graph structure for person name disambiguation. In *CLEF (Notebook Papers/LABs/Workshops)*, volume 77, page 80, 2010.
- [57] Marco A Casanova, Karin K Breitman, Daniela F Brauner, and André LA Marins. Database conceptual schema matching. *Computer*, 40(10):102–104, 2007.
- [58] Fred J Damerau. A technique for computer detection and correction of spelling errors. *Communications of the ACM*, 7(3):171–176, 1964.
- [59] Vladimir I Levenshtein. Binary codes capable of correcting deletions, insertions, and reversals. In *Soviet physics doklady*, volume 10, pages 707–710, 1966.
- [60] Matthew A Jaro. Probabilistic linkage of large public health data files. *Statistics in medicine*, 14(5-7):491–498, 1995.
- [61] Matthew A Jaro. Advances in record-linkage methodology as applied to matching the 1985 census of tampa, florida. *Journal of the American Statistical Association*, 84(406):414–420, 1989.
- [62] William E Winkler. The state of record linkage and current research problems. In *Statistical Research Division, US Census Bureau*. Citeseer, 1999.
- [63] Olga Peled, Michael Fire, Lior Rokach, and Yuval Elovici. Entity matching in online social networks. In *2013 International Conference on Social Computing*, pages 339–344. IEEE, 2013.
- [64] Abir Bin Ayub Khan, Mohammad Sheikh Ghazanfar, and Shahidul Islam Khan. Application of phonetic encoding for analyzing similarity of patient’s data: Bangladesh perspective. In *2017 IEEE Region 10 Humanitarian Technology Conference (R10-HTC)*, pages 664–667. IEEE, 2017.
- [65] Frankie Patman and Leonard Shaefer. Is soundex good enough for you? on the hidden risks of soundex-based name searching. *Language Analysis Systems, Inc., Herndon*, 2001.
- [66] Lawrence Philips. Hanging on the metaphone. *Computer Language*, 7(12):39–43, 1990.
- [67] Andrew Binstock and John Rex. *Practical algorithms for programmers*. Addison-Wesley Longman Publishing Co., Inc., 1995.
- [68] Pranoti Pimpalkhute, Apurv Patki, Azadeh Nikfarjam, and Graciela Gonzalez. Phonetic spelling filter for keyword selection in drug mention mining from social media. *AMIA Summits on Translational Science Proceedings*, 2014:90, 2014.

- [69] Lawrence Philips. The double metaphone search algorithm. *C/C++ users journal*, 18(6):38–43, 2000.
- [70] David De Brou and Mark Olsen. The guth algorithm and the nominal record linkage of multi-ethnic populations. *Historical Methods: A Journal of Quantitative and Interdisciplinary History*, 19(1):20–24, 1986.
- [71] Gwendolyn B Moore. *Accessing individual records from personal data files using non-unique identifiers*, volume 13. US Department of Commerce, National Bureau of Standards, 1977.
- [72] Donna Harman. Overview of the first text retrieval conference (trec-1). In *TREC*, volume 1992, pages 1–20, 1992.
- [73] Chris Buckley. Implementation of the smart information retrieval system. Technical report, Cornell University, 1985.
- [74] Danushka Bollegala, Yutaka Matsuo, and Mitsuru Ishizuka. Automatic discovery of personal name aliases from the web. *IEEE Transactions on Knowledge and Data Engineering*, 23(6):831–844, 2010.
- [75] Jeremy Foxcroft, Adrian d’Alessandro, and Luiza Antonie. Name2vec: Personal names embeddings. In *Canadian Conference on Artificial Intelligence*, pages 505–510. Springer, 2019.
- [76] Pipl about us. <https://pipl.com/corp/about-us/>. Accessed: 2019-08-22.
- [77] Zoominfo about webpage. <https://www.zoominfo.com/business/about>. Accessed: 2019-08-24.
- [78] Peekyou. <https://www.peakyou.com/>. Accessed: 2019-08-28.
- [79] Truepeoplesearch. <https://www.truepeoplesearch.com/>. Accessed: 2019-08-31.
- [80] Truthfinder. <https://www.truthfinder.com/>. Accessed: 2019-08-31.
- [81] Beenverified. <https://www.beenverified.com/>. Accessed: 2019-08-31.
- [82] Wikitree database dumps. https://www.wikitree.com/wiki/Help:Database_Dumps. Accessed: 2019-08-12.
- [83] Michael D. Campbell. "behind the name: the etymology and history of first names.". <https://www.behindthename.com/>, 26 May, 2013.
- [84] Information about behind the name website. <https://www.behindthename.com/info/>. Accessed: 2019-09-21.
- [85] Related names for ed - behind the name website. <https://www.behindthename.com/name/ed/related>. Accessed: 2019-09-21.
- [86] Related names for elisabeth - behind the name website. <https://www.behindthename.com/name/Elisabeth/related>. Accessed: 2019-09-21.
- [87] Sergey Brin and Lawrence Page. The anatomy of a large-scale hypertextual web search engine. *Computer networks and ISDN systems*, 30(1-7):107–117, 1998.