

Minimum Class Confusion for Versatile Domain Adaptation

Ying Jin, Ximei Wang, Mingsheng Long(✉), and Jianmin Wang

School of Software, BNRist, Tsinghua University, China
{jiny18,wxm17}@mails.tsinghua.edu.cn, {mingsheng,
jimwang}@tsinghua.edu.cn

Abstract. Domain Adaptation (DA) transfers a learning model from a labeled source domain to an unlabeled target domain which follows different distributions. There are a variety of DA scenarios subject to label sets and domain configurations, including closed-set and partial-set DA, as well as multi-source and multi-target DA. It is notable that existing DA methods are generally designed *only for a specific scenario*, and may *underperform* for scenarios they are not tailored to. A *versatile* method, which can handle several different scenarios *without any extra modifications*, is still remained to be explored. Towards such purpose, a more general inductive bias other than the domain alignment should be explored. In this paper, we delve into a missing piece of existing methods: **class confusion**, the tendency that a classifier confuses the predictions between the correct and ambiguous classes for target examples, which exists in all of the scenarios above. We unveil that reducing such pair-wise class confusion brings about significant transfer gains.

Based on this, we propose a general loss function: **Minimum Class Confusion (MCC)**. It can be characterized by (1) a *non-adversarial* DA method without explicitly deploying domain alignment, enjoying fast convergence speed (about $3\times$ faster than mainstream adversarial methods); (2) a *versatile* approach that can handle the four existing scenarios: Closed-Set, Partial-Set, Multi-Source, and Multi-Target DA, outperforming the state-of-the-art methods in these scenarios, especially on the largest and hardest dataset to date (7.25% on DomainNet). Strong performance in the two scenarios proposed in this paper: Multi-Source Partial and Multi-Target Partial DA, further proves its versatility. In addition, it can also be used as a *general regularizer* that is orthogonal and complementary to a variety of existing DA methods, accelerating convergence and pushing those readily competitive methods to a stronger level. We will release our code for reproducibility.

Keywords: Minimum Class Confusion, Versatile Domain Adaptation

1 Introduction

Deep Neural Network (DNN) excels at learning discriminative representations from a large set of labeled data, leading to unprecedented successes in a wide range of machine learning tasks [7,33,16]. However, DNN often suffers from the

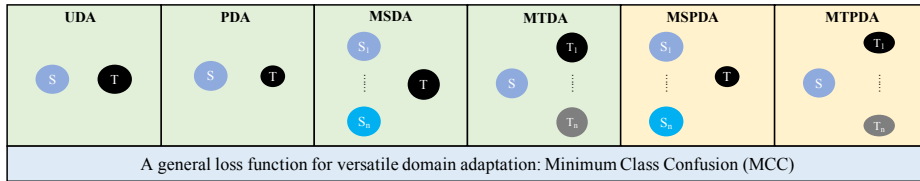


Fig. 1: Domain Adaptation (DA) scenarios studied in this paper: **Existing scenarios:** (1) Unsupervised Domain Adaptation (UDA), a close-set scenario where the source and target share the same label set; (2) Partial Domain Adaptation (PDA), a partial-set scenario where the source label set subsumes the target label set; (3) Multi-Source Domain Adaptation (MSDA); (4) Multi-Target Domain Adaptation (MTDA); **Newly proposed scenarios:** (5) Multi-Source Partial Domain Adaptation (MSPDA); (6) Multi-Target Partial Domain Adaptation (MTPDA); MCC is a *versatile* method towards all these DA scenarios.

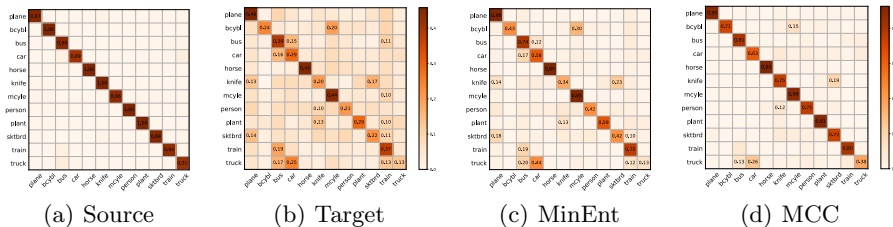


Fig. 2: The error matrix of different models on Visda-2017 [39]. (a)–(b): Source Only model tested on the source and target domains, indicating severe class confusion of examples on the target domain. (c)–(d): Target predictions of models trained with entropy minimization (MinEnt) [13] and MCC respectively, showing that MCC can largely alleviate class confusion on the target domain and performs better than MinEnt.

scarcity of labeled data in real-world applications. Such a dilemma gives rise to Domain Adaptation (DA) [34], an important technology that explores effective algorithms to transfer knowledge from a readily labeled dataset to an unlabeled one in the presence of distribution shift.

Early DA methods strived to bridge the gap in feature distributions between the source and target domains. These methods either learn invariant features [34,11] across domains or reweight instances [19,10] to highlight source instances that are more relevant to the target domain. Recently, DNNs have been playing a main role in domain adaptation. As DNNs can learn transferable features [33,57,63], a variety of methods based on DNNs were developed, pushing domain adaptation to a dramatically more effective level.

Many methods [52,26,28,29,56,50,9,51,36,27,54,62] have been proposed for the closed-set scenario called Unsupervised DA (UDA), where there is only one source and one target domain, with identical label set. Meanwhile, there also exist other highly practical scenarios, such as Partial DA (PDA) [3,60] where the source label set subsumes the target one, Multi-Source DA (MSDA) [64,55] with multiple source domains, and Multi-Target DA (MTDA) [38] with multiple

target domains. As existing UDA methods cannot be directly applied to these challenging scenarios, various methods [3,4,60,55,38] have been proposed for each specific scenario. With well-designed architectures or losses, these methods work quite well in their own scenarios.

However, in practical applications, complicated data acquired in the real-world makes it difficult to confirm the label sets and domain configurations. Therefore, we may be stuck in choosing a proper method tailored to the *right* DA scenario. The most ideal solution to escape from this dilemma is a *versatile* DA method that can handle more scenarios at the same time. Unfortunately, existing DA methods are generally designed only for a specific scenario and may underperform for scenarios they are not tailored to. For instance, PADA [4], a classic PDA method, excels at selecting out outlier classes, but suffers from internal domain shift in MSDA and MTDA and underperforms in these scenarios, while DADA [38], an outstanding method tailored to MTDA, cannot be directly applied to PDA or MSDA. Therefore, incapable of being directly applied to other scenarios, existing DA methods are not versatile enough to meet the practical requirements. We need to find a more versatile one.

Towards a versatile DA method, a more general inductive bias other than the domain alignment should be explored. In this paper, we delved into the error matrices of the target domain and found that the classifier trained on the source domain may confuse to distinguish the correct class from a similar class, such as car and truck. As shown in Fig. 2(b), the probability that a source-only model misclassifies cars as trucks on the target domain is over 25%. Further, we analyzed the error matrices in other DA scenarios and drew the same conclusion. These findings give us a fresh perspective to tackle domain adaptation: **class confusion**, the tendency that a classifier confuses the predictions between the correct and ambiguous classes for target examples.

We unveil that *less class confusion* brings about more transfer gains in all the above scenarios. However, we still need to face a new challenge that the ground-truth class confusion needs to be calculated based on the labels in the target domain, which is inaccessible in UDA. Fortunately, an instance weighted inner product of the classifier predictions with their transposes naturally reveal the confusion relationship between different classes. Therefore, we can define class confusion from this perspective, enabling it to be computed just based on the classifier predictions. To this end, we propose a novel loss function: **Minimum Class Confusion (MCC)**, which can be characterized as a novel and versatile DA approach without explicitly deploying feature alignment, enjoying fast convergence speed. In addition, it can also be used as a general regularizer that is orthogonal and complementary to various existing DA methods, further accelerating and improving those readily competitive methods. Our contributions are summarized as follows:

- We unveil that class confusion is a common missing piece of existing DA methods and discover that less class confusion brings about transfer gains.
- We propose a novel loss function: Minimum Class Confusion (MCC), which is versatile to handle four existing different DA scenarios, including closed-set,

- partial-set, multi-source, and multi-target. We also propose two practical scenarios: multi-source partial and multi-target partial DA to prove versatility.
- We conduct extensive experiments on four standard datasets, and demonstrate that MCC can outperform the state-of-the-art methods in different DA scenarios, especially on the largest and hardest dataset to date (7.25% on DomainNet). It also enjoys an obvious (about $3\times$) faster convergence speed than mainstream DA methods.

2 Related Work

Unsupervised Domain Adaptation (UDA). Most existing domain adaptation researches focus on UDA, giving birth to many competitive methods. Most mainstream UDA methods based on DNNs can be classified into two categories: **(1) Moment Matching** and **(2) Adversarial Training**.

(1) Moment Matching methods aim to minimize the distribution discrepancy. Deep Coral [48] align second-order statistics of the two distributions. DDC [52] and DAN [26] utilizes Maximum Mean Discrepancy [14], JAN [29] leverages Joint Maximum Mean Discrepancy. SWD [22] introduces Sliced Wasserstein Distance and CAN [21] uses Contrastive domain discrepancy.

(2) Adversarial Training methods borrow the spirit of Generative Adversarial Network [12], aiming at learning domain invariant features in an adversarial manner. DANN [9] introduces a domain discriminator to distinguish source and target features, while the feature extractor strives to fool the domain discriminator. ADDA [51], MADA [36] and MCD [43] extends such architecture to multiple feature extractors and classifiers. Akin to Conditional Generative Adversarial Networks [32], CDAN [27] proposes to align features in a conditional adversarial manner. CyCADA [18] adapts features in both pixel and feature level. TADA [54] proposes a transferable attention mechanism. SymNet [61] introduces a symmetric classifier, and DTA [23] learns discriminative features with adversarial dropout.

Recently, **other** novel methods are proposed to tackle domain adaptation from new perspectives. For instance, SE [8] is based on teacher-student [49] model. TPN [35] introduces a prototypical network. TAT [25] proposes a novel transferable adversarial training method. BSP [6] penalizes the largest singular values of features in order to boost feature discriminability. AFN [56] unveils that those features with larger norm are more transferable and enlarges feature norm. Some methods [47,20,65,66] also utilize self-training or pseudo label. These methods enlighten the road of domain adaptation from new perspectives.

Partial Domain Adaptation (PDA). In PDA, the target label space is a subspace of source label space, deteriorating negative transfer [34]. SAN [3], IWAN [60], PADA [4] and ETN [5] introduces various weighting mechanisms to select out outlier classes in the source domain, while AFN [56] enlarges feature norms to alleviate negative transfer.

Multi-Source Domain Adaptation (MSDA). In MSDA, there are multiple source domains that may be significantly different. MDAN [64] provides solid theoretical insights for MSDA. Deep Cocktail Network [55] (DCTN) introduces a k-way domain classifier while M³SDA [37] proposed a moment-matching model.

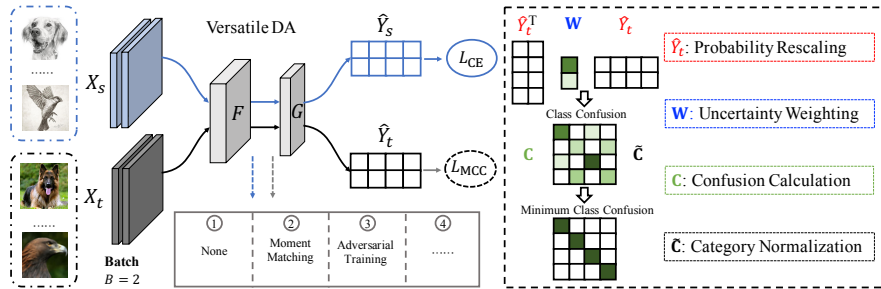


Fig. 3: The schematic of the **Minimum Class Confusion (MCC)** loss function. Given the shared feature extractor F , MCC is defined on the class predictions $\hat{\mathbf{Y}}_t$ given by the source classifier G on the target data. MCC is a versatile approach which can work standalone, or be integrated with prior methods (moment matching, adversarial training, etc.) for various domain adaptation scenarios. (*Best viewed in color.*)

Multi-Target Domain Adaptation (MTDA). In MTDA, multiple target domains are included. DADA [38] enjoys strong performance in MTDA by learning domain-invariant features with well-designed network architecture and losses.

3 Approach

In this paper, we aim at proposing a novel loss function, Minimum Class Confusion (MCC), as a versatile approach to various domain adaptation scenarios. **(1)** Unsupervised Domain Adaptation (**UDA**) [9], the standard scenario, constitutes a labeled source domain $\mathcal{S} = \{(\mathbf{x}_s^i, \mathbf{y}_s^i)\}_{i=1}^{n_s}$ and an unlabeled target domain $\mathcal{T} = \{\mathbf{x}_t^i\}_{i=1}^{n_t}$, where \mathbf{x}^i is an example and \mathbf{y}^i is the associated label. **(2)** Partial Domain Adaptation (**PDA**) [4] extends UDA by letting the source domain label set subsume the target domain label set. **(3)** Multi-Source Domain Adaptation (**MSDA**) [37] extends UDA by expanding to S labeled source domains $\{\mathcal{S}_1, \mathcal{S}_2, \dots, \mathcal{S}_S\}$. **(4)** Multi-Target Domain Adaptation (**MTDA**) [38] extends UDA by expanding to T unlabeled target domains $\{\mathcal{T}_1, \mathcal{T}_2, \dots, \mathcal{T}_T\}$. Hereafter, we denote by $\mathbf{y}_{i\cdot}$, $\mathbf{y}_{\cdot j}$ and Y_{ij} the i -row, the j -th column and the ij -th entry of matrix \mathbf{Y} respectively.

3.1 Minimum Class Confusion

To minimize class confusion, we need to find out some proper criteria to measure the pairwise class confusion on the target domain. Different from previous methods such as CORAL [48] that place focus on features, we explore the predictions of the classifier. First, we denote the classifier output of the target domain as $\hat{\mathbf{Y}}_t = G(F(\mathbf{X}_t)) \in \mathbb{R}^{B \times |\mathcal{C}|}$, where B is the batch size of the target data, $|\mathcal{C}|$ is the number of source classes, F is the feature extractor and G is the classifier. In our method, we focus on the classification predictions $\hat{\mathbf{Y}}$ and omit the domain subscript t for clarity.

Probability Rescaling. According to [15], DNNs are poorly calibrated and tend to be overconfident, causing the predictions of DANs infeasible to directly model class confusion. Therefore, we adopt temperature scaling [17,15], a simple yet effective technique, to alleviate the negative effect of overconfident probability. Using temperature scaling, the probability \hat{Y}_{ij} that the i -th instance belongs to the j -th class can be represented as

$$\hat{Y}_{ij} = \frac{\exp(Z_{ij}/T)}{\sum_{j'=1}^{|\mathcal{C}|} \exp(Z_{ij'}/T)}, \quad (1)$$

where Z_{ij} is the logit output of the classifier layer (before the softmax function) and T is the temperature hyper-parameter for scaling. Obviously, Eq. (1) boils down to the vanilla softmax function when $T = 1$.

Confusion Calculation. As \hat{Y}_{ij} reveals the relationship between the i -th instance and the j -th class, a natural question arises: Can we quantify the class confusion relationship by using $\hat{\mathbf{Y}}$? This paper gives a positive answer. Using the probability \hat{Y}_{ij} after temperature scaling, we define the pairwise *class confusion* between two classes j and j' as

$$\mathbf{C}_{jj'} = \hat{\mathbf{y}}_{\cdot j}^T \hat{\mathbf{y}}_{\cdot j'}. \quad (2)$$

Lets delve into the definition of the class confusion in Eq. (2). Note that $\hat{\mathbf{y}}_{\cdot j}$ denotes the probabilities of the B examples in each batch to come from the j -th class. The class confusion is defined as the inner product between $\hat{\mathbf{y}}_{\cdot j}$ and $\hat{\mathbf{y}}_{\cdot j'}$. So it measures the possibility of simultaneously classifying the B examples into the j -th and the j' -th classes. It is noteworthy that such pair-wise class confusion is relatively safe. When meeting with false predictions with high confidence, the corresponding class confusion is still low (due to the properties of the inner product). In other words, highly confident false predictions can be neglected in our method.

Uncertainty Weighting. Next, we note that the examples in the target domain are not equally important for computing class confusion. When the prediction is closer to a uniform distribution, showing no obvious peak (obviously larger probability for some classes), we consider the classifier as ignorant of this example. On the contrary, when the prediction shows two or several peaks, it indicates that the classifier is reluctant between several ambiguous classes (such as car and truck). Obviously, these examples that are ambiguous across classes will be more suitable for modeling class confusion. As defined in Eq. (2), these examples can be naturally highlighted with higher probability value on the several peaks. Further, we introduced *a weighting mechanism for refinement* so that we can model class confusion in a more accurate manner. Here, we use the *entropy* functional $H(p) \triangleq -\mathbb{E}_p \log p$ in information theory as an uncertainty measure of distribution p . The entropy (uncertainty) $H(\hat{\mathbf{y}}_{i \cdot})$ of predicting the i -th example by the classifier is defined as

$$H(\hat{\mathbf{y}}_{i \cdot}) = -\sum_{j=1}^{|\mathcal{C}|} \hat{Y}_{ij} \log \hat{Y}_{ij}. \quad (3)$$

While the entropy is a measure of uncertainty, what we want is a probability distribution that places a larger probability on examples with larger certainty of class predictions. A *de facto* transformation to probability is the softmax function

$$W_{ii} = \frac{B(1 + \exp(-H(\hat{\mathbf{y}}_i)))}{\sum_{i'=1}^B (1 + \exp(-H(\hat{\mathbf{y}}_{i'})))}, \quad (4)$$

where W_{ii} is the probability quantifying the importance of the i -th example for computing the class confusion, and \mathbf{W} is the corresponding diagonal matrix. Note that we take the opposite value of the entropy to reflect the *certainty*. Laplace Smoothing [46] (i.e. adding a constant 1 to each addend of the softmax function) is used to form a heavier-tailed weight distribution, which is suitable for highlighting more certain examples as well as avoiding overly penalizing the others. For better manipulation, the probability over the examples in each batch of size B is rescaled to sum up to B such that the average weight for each example is 1. By prioritizing on the examples with more certain class predictions, the definition of our pairwise class confusion becomes

$$\mathbf{C}_{jj'} = \hat{\mathbf{y}}_{\cdot j}^T \mathbf{W} \hat{\mathbf{y}}_{\cdot j'}. \quad (5)$$

Category Normalization. The batch-based definition of the class confusion in Eq.(5) is native for the mini-batch SGD optimization. However, when the number of classes is large, it will run into a severe *class imbalance* in each batch. To tackle this problem, we adopt a category normalization technique widely used in Random Walk [30]:

$$\tilde{\mathbf{C}}_{jj'} = \frac{\mathbf{C}_{jj'}}{\sum_{j''=1}^{|\mathcal{C}|} \mathbf{C}_{jj''}}. \quad (6)$$

Taking the idea of Random Walk, the normalized class confusion in Eq.(6) has a neat interpretation: It is probable to walk from one class to another (resulting in wrong classification) if the two classes have a high class confusion.

Minimum Class Confusion. Lets come back to designing the final loss. Recall that $\tilde{\mathbf{C}}_{jj'}$ well measures the confusion between classes j and j' . We only need to minimize the cross-class confusion, i.e. $j \neq j'$. In other words, the ideal situation is that no examples are ambiguously classified into two classes at the same time. We define the **Minimum Class Confusion (MCC)** loss as

$$L_{\text{MCC}}(\hat{\mathbf{Y}}_t) = \sum_{j=1}^{|\mathcal{C}|} \sum_{j' \neq j}^{|\mathcal{C}|} |\tilde{\mathbf{C}}_{jj'}|. \quad (7)$$

Since the class confusion in Eq. (6) has been normalized, minimizing the *between-class* confusion in Eq. (7) readily implies that the *within-class* confusion is maximized. Eq. (7) is a general loss that is pluggable to existing approaches.

We want to emphasize that the inductive bias of *class confusion* in this work is more general than that of *domain alignment* in prior work. As discussed in

Section 2, many prior methods explicitly align features from the source and target domains, facing the risk of deteriorating the feature discriminability and impeding the transferability [6]. Further, the inductive bias of *class confusion* is general and applicable to a variety of domain adaptation scenarios, while that of *domain alignment* will suffer when the domains cannot be aligned naturally (e.g. the partial-set DA scenarios).

3.2 Versatile Approach to Domain Adaptation

The main motivation of the MCC loss is to design a versatile approach to a variety of domain adaptation scenarios. As elaborated above, by combining the cross-entropy loss on the source domain labeled data and the MCC loss on the target domain unlabeled data, we can handle various DA scenarios without any modifications to our method.

Denote by $\hat{y}_s = G(F(\mathbf{x}_s))$ the class prediction for each source domain instance \mathbf{x}_s , by $\hat{\mathbf{Y}}_t = G(F(\mathbf{X}_t))$ the class predictions for a batch (size B) of target domain instances \mathbf{X}_t . The versatile approach (termed also by **MCC**) proposed for a variety of domain adaptation scenarios is formulated as

$$\min_{F,G} \mathbb{E}_{(\mathbf{x}_s, \mathbf{y}_s) \in \mathcal{S}} L_{CE}(\hat{y}_s, \mathbf{y}_s) + \mu \mathbb{E}_{\mathbf{X}_t \subset \mathcal{T}} L_{MCC}(\hat{\mathbf{Y}}_t), \quad (8)$$

where L_{CE} is the cross-entropy loss, μ is a hyper-parameter for the importance of the MCC loss. With the joint loss, the feature extractor F and the classifier G of the deep adaptation model are trained end-to-end by back-propagation.

Unsupervised Domain Adaptation (UDA). Eq. (8) is formulated natively for this vanilla scenario.

Partial Domain Adaptation (PDA). Since no explicit domain alignment is deployed, there is no worry about the misalignment between source *outlier* classes and target classes as [4]. Compared to the confusion between the target classes, the confusion between the source outlier classes on the target domain will be negligible in the MCC loss. Hence, Eq. (8) can be directly applied to PDA.

Multi-Source Domain Adaptation (MSDA). Prior methods of MSDA consider multiple source domains as different domains, capturing the internal source domain shifts, and a simple merge of all source domains proves fragile. However, since MCC is proposed based on class confusion instead of domain alignment, we can safely merge S source domains as $\mathcal{S} \leftarrow \mathcal{S}_1 \cup \dots \cup \mathcal{S}_S$.

Multi-Target Domain Adaptation (MTDA). Based on the similar idea as MSDA, also note that the MCC loss is the same for different target domains. Though a simple merge of target domains is unsuitable for existing methods, we can safely merge T target domains as $\mathcal{T} \leftarrow \mathcal{T}_1 \cup \dots \cup \mathcal{T}_T$ when apply MCC.

Multi-Source/Multi-Target Partial Domain Adaptation (MSPDA / MTPDA). We propose these two new scenarios in this paper. As discussed above, we can merge multiple domains and apply MCC directly.

We will show by empirical studies that Eq. (8), without extra modifications, is simple and effective for all the scenarios above.

3.3 Regularization to Existing DA Methods

Since the MCC loss is defined on the target domain with the *class confusion* inductive bias, which is different from the widely used *domain alignment* inductive bias, our method is naturally orthogonal and complementary to the previous methods, pushing those readily competitive methods to a stronger level. The MCC loss in Eq. (7) can be serving as a regularization term pluggable into existing methods.

Take the domain alignment framework [9] based on the adversarial training as an example, integrating the MCC loss:

$$\min_{F,G} \max_D \mathbb{E}_{(\mathbf{x}_s, \mathbf{y}_s) \in \mathcal{S}} L_{CE}(\widehat{\mathbf{y}}_s, \mathbf{y}_s) + \mu \mathbb{E}_{\mathbf{X}_t \subset \mathcal{T}} L_{MCC}(\widehat{\mathbf{Y}}_t) - \lambda \mathbb{E}_{\mathbf{x} \in \mathcal{S} \cup \mathcal{T}} L_{CE}(D(\widehat{\mathbf{f}}), \mathbf{d}), \quad (9)$$

where the last equation stands for the domain discriminator D that strives to distinguish the source from the target, and \mathbf{d} is the domain label, $\widehat{\mathbf{f}} = F(\mathbf{x})$ is the features learned to confuse the domain discriminator. The overall framework is a *minimax* game between two players F and D with λ to be the balancing hyper-parameter. Note that the classifier G is not involved in the adversarial training, hence it is easy to directly integrate the MCC loss into the framework. The MCC loss can also be readily integrated into other representative frameworks e.g. moment matching [26] and large norm [56].

4 Experiments

We evaluate MCC with many state-of-the-art transfer learning methods on existing MTDA, MSDA, PDA, and UDA scenarios. Next, we test its versatility by applying it directly to the scenarios we proposed, MSPDA and MTPDA. We also evaluate the performance of MCC when applied as a regularizer.

4.1 Setup

We used four real-world datasets: (1) *Office-31* [41]: a classical domain adaptation dataset with 31 categories and 3 domains: Amazon (**A**), Webcam (**W**) and DSLR (**D**); (2) *Office-Home* [53]: a more difficult dataset with 65 categories and 4 domains: Art (**A**), Clip Art (**C**), Product (**P**) and Real World (**R**). The domain gap of Office-Home is significantly larger than that of Office-31; (3) *VisDA-2017* [39]: a dataset with 12 categories and more than 280,000 images, and (4) *DomainNet* [37]: the largest and hardest domain adaptation dataset till now, with approximately 0.6 million images from 345 categories and 6 domains: Clipart (**c**), Infograph (**i**), Painting (**p**), Quickdraw (**q**), Real (**r**) and Sketch (**s**).

Our methods were implemented based on **PyTorch**. Deep Embedded Validation (DEV) [59] was conducted to select hyper-parameters. Then, we set $\mu = 1.0$ in all experiments, which generally works well as the value of MCC is comparable to cross-entropy loss. For a fair comparison, we report the results of other algorithms according to the original paper. We run each experiment for 5 times and report the average results.

4.2 Basic Results

Multi-Target Domain Adaptation. The performance of MCC in MTDA is evaluated on DomainNet, the most difficult dataset to date. As shown in Table 1, many competitive methods are not effective in this challenging dataset. However, our simple yet effective method outperforms the current state-of-the-art method DADA [38] by a big margin (7.3%). Note that the source-only accuracy is quite low on this dataset, showing that our method is robust to wrong predictions.

Multi-Source Domain Adaptation. When evaluated our method in MSDA, we adopt the *source combine* strategy for MCC and compare it with existing DA algorithms that are specifically designed for MSDA on DomainNet . As shown in Table 1, source combine strategy is so fragile for MSDA that many mainstream DA methods suffer from negative transfer because multiple source domains cannot be aligned naturally. However, based on class confusion, MCC can significantly outperform M³SDA [37], the state-of-the-art method tailored to MSDA scenario, by a big margin (5.0%) with such a naive strategy.

Table 1: Accuracy (%) on DomainNet (ResNet-101).

(a) MTDA								(b) MSDA							
Method	c:	i:	p:	q:	r:	s:	Avg	Method	:c	:i	:p	:q	:r	:s	Avg
ResNet	25.6	16.8	25.8	9.2	20.6	22.3	20.1	ResNet	47.6	13.0	38.1	13.3	51.9	33.7	32.9
SE	21.3	8.5	14.5	13.8	16.0	19.7	15.6	MCD	54.3	22.1	45.7	7.6	58.4	43.5	38.5
MCD	25.1	19.1	27.0	10.4	20.2	22.5	20.7	DCTN	48.6	23.5	48.8	7.2	53.5	47.3	38.2
DADA	26.1	20.0	26.5	12.9	20.7	22.8	21.5	M ³ SDA	58.6	26.0	52.3	6.3	62.7	49.5	42.6
MCC	33.6	30.0	32.4	13.5	28.0	35.3	28.8	MCC	63.0	29.8	56.4	15.6	66.4	54.1	47.6

Partial Domain Adaptation. Since the existence of outlier source classes, PDA is known as a challenging scenario. For a fair comparison, we follow the setting in PADA [4] and AFN [56], where the first 25 categories in alphabetic order are taken as the target domain. As shown in Table 2, our method on Office-Home can also outperform AFN [56], the state-of-the-art PDA method.

Table 2: Accuracy (%) on Office-Home for PDA (ResNet-50).

Method (S:T)	A:C	A:P	A:R	C:A	C:P	C:R	P:A	P:C	P:R	R:A	R:C	R:P	Avg
ResNet [16]	38.6	60.8	75.2	39.9	48.1	52.9	49.7	30.9	70.8	65.4	41.8	70.4	53.7
DAN [26]	44.4	61.8	74.5	41.8	45.2	54.1	46.9	38.1	68.4	64.4	51.5	74.3	56.3
JAN [29]	45.9	61.2	68.9	50.4	59.7	61.0	45.8	43.4	70.3	63.9	52.4	76.8	58.3
PADA [4]	51.2	67.0	78.7	52.2	53.8	59.0	52.6	43.2	78.8	73.7	56.6	77.1	62.0
AFN [56]	58.9	76.3	81.4	70.4	73.0	77.8	72.4	55.3	80.4	75.8	60.4	79.9	71.8
MCC	57.5	82.0	86.4	70.7	70.6	78.2	76.5	61.7	86.5	82.0	64.5	84.0	75.1

Unsupervised Domain Adaptation. We evaluate MCC in the most widely studied scenario, closed-set UDA on benchmark datasets. (1) *Visda-2017*. As reported in Table 3, when applied as a domain adaptation method, MCC can surpass the state-of-the-art UDA algorithms. (2) *Office-31*. As shown in Table 4, MCC can outperform all the other algorithms. It is noteworthy that MCC does not induce any additional learnable parameters, while other algorithms may involve complicated network architectures with extra parameters.

Table 3: Accuracy (%) on VisDA-2017 for UDA (ResNet-101).

Method	plane	bicybl	bus	car	horse	knife	mcyle	person	plant	sktbrd	train	truck	mean
ResNet [16]	55.1	53.3	61.9	59.1	80.6	17.9	79.7	31.2	81.0	26.5	73.5	8.5	52.4
MinEnt [13]	80.3	75.5	75.8	48.3	77.9	27.3	69.7	40.2	46.5	46.6	79.3	16.0	57.0
DANN [9]	81.9	77.7	82.8	44.3	81.2	29.5	65.1	28.6	51.9	54.6	82.8	7.8	57.4
DAN [26]	87.1	63.0	76.5	42.0	90.3	42.9	85.9	53.1	49.7	36.3	85.8	20.7	61.1
MCD [43]	87.0	60.9	83.7	64.0	88.9	79.6	84.7	76.9	88.6	40.3	83.0	25.8	71.9
CDAN [27]	85.2	66.9	83.0	50.8	84.2	74.9	88.1	74.5	83.4	76.0	81.9	38.0	73.9
ADR [42]	87.8	79.5	83.7	65.3	92.3	61.8	88.9	73.2	87.8	60.0	85.5	32.3	74.8
AFN [56]	93.6	61.3	84.1	70.6	94.1	79.0	91.8	79.6	89.9	55.6	89.0	24.4	76.1
MCC	88.1	80.3	80.5	71.5	90.1	93.2	85.0	71.6	89.4	73.8	85.0	36.9	78.8

Table 4: Accuracy (%) on Office-31 for UDA (ResNet-50).

Method	A→W	D→W	W→D	A→D	D→A	W→A	Avg
ResNet [16]	68.4 ± 0.2	96.7 ± 0.1	99.3 ± 0.1	68.9 ± 0.2	62.5 ± 0.3	60.7 ± 0.3	76.1
DAN [26]	80.5 ± 0.4	97.1 ± 0.2	99.6 ± 0.1	78.6 ± 0.2	63.6 ± 0.3	62.8 ± 0.2	80.4
RTN [28]	84.5 ± 0.2	96.8 ± 0.1	99.4 ± 0.1	77.5 ± 0.3	66.2 ± 0.2	64.8 ± 0.3	81.6
DANN [9]	82.0 ± 0.4	96.9 ± 0.2	99.1 ± 0.1	79.7 ± 0.4	68.2 ± 0.4	67.4 ± 0.5	82.2
ADDA [51]	86.2 ± 0.5	96.2 ± 0.3	98.4 ± 0.3	77.8 ± 0.3	69.5 ± 0.4	68.9 ± 0.5	82.9
JAN [29]	85.4 ± 0.3	97.4 ± 0.2	99.8 ± 0.2	84.7 ± 0.3	68.6 ± 0.3	70.0 ± 0.4	84.3
MADA [36]	90.0 ± 0.1	97.4 ± 0.1	99.6 ± 0.1	87.8 ± 0.2	70.3 ± 0.3	66.4 ± 0.3	85.2
MinEnt [13]	92.5 ± 0.4	98.0 ± 0.2	99.8 ± 0.2	92.6 ± 0.3	70.3 ± 0.2	63.1 ± 0.2	86.1
SimNet [40]	88.6 ± 0.5	98.2 ± 0.2	99.7 ± 0.2	85.3 ± 0.3	73.4 ± 0.8	71.6 ± 0.6	86.2
GTA [45]	89.5 ± 0.5	97.9 ± 0.3	99.8 ± 0.4	87.7 ± 0.5	72.8 ± 0.3	71.4 ± 0.4	86.5
CDAN [27]	94.1 ± 0.1	98.6 ± 0.1	100.0 ± 0.0	92.9 ± 0.2	71.0 ± 0.3	69.3 ± 0.3	87.7
AFN [56]	88.8 ± 0.5	98.4 ± 0.3	99.8 ± 0.1	87.7 ± 0.6	69.8 ± 0.4	69.7 ± 0.4	85.7
MCC	95.4 ± 0.2	98.6 ± 0.1	100.0 ± 0.0	95.6 ± 0.3	72.6 ± 0.2	73.9 ± 0.3	89.4

4.3 Generalized Results

A General Regularizer. In addition, MCC can be used as a regularization term for various DA methods. We apply it to mainstream domain adaptation methods, and compare its performance with entropy minimization (MinEnt) [13] and Batch Spectral Penalization (BSP) [6]. As shown in Table 5 and Table 6, MCC implies larger improvements than MinEnt and BSP to various kinds of DA methods. It is noteworthy that MCC can push the accuracy of CDAN to a higher level of over 80% on Visda-2017.

Table 5: Accuracy (%) on Office-31 as a regularizer for UDA (ResNet-50).

Method	A→W	D→W	W→D	A→D	D→A	W→A	Avg
DANN [9]	82.0 ± 0.4	96.9 ± 0.2	99.1 ± 0.1	79.7 ± 0.4	68.2 ± 0.4	67.4 ± 0.5	82.2
DANN + MinEnt [13]	91.7 ± 0.3	98.3 ± 0.1	100.0 ± 0.0	87.9 ± 0.3	68.8 ± 0.3	68.1 ± 0.3	85.8
DANN + BSP [6]	93.0 ± 0.2	98.0 ± 0.2	100.0 ± 0.0	90.0 ± 0.4	71.9 ± 0.3	73.0 ± 0.3	87.7
DANN + MCC	95.6 ± 0.3	98.6 ± 0.1	99.3 ± 0.0	93.8 ± 0.4	74.0 ± 0.3	75.0 ± 0.4	89.4
CDAN [27]	94.1 ± 0.1	98.6 ± 0.1	100.0 ± 0.0	92.9 ± 0.2	71.0 ± 0.3	69.3 ± 0.3	87.7
CDAN + MinEnt [13]	91.7 ± 0.2	98.5 ± 0.1	100.0 ± 0.0	90.4 ± 0.3	72.3 ± 0.2	69.5 ± 0.2	87.1
CDAN + BSP [6]	93.3 ± 0.2	98.2 ± 0.2	100.0 ± 0.0	93.0 ± 0.2	73.6 ± 0.3	72.6 ± 0.3	88.5
CDAN + MCC	94.7 ± 0.2	98.6 ± 0.1	100.0 ± 0.0	95.0 ± 0.1	73.0 ± 0.2	73.6 ± 0.3	89.2
AFN [56]	88.8 ± 0.5	98.4 ± 0.3	99.8 ± 0.1	87.7 ± 0.6	69.8 ± 0.4	69.7 ± 0.4	85.7
AFN + MinEnt [13]	90.3 ± 0.4	98.7 ± 0.2	100.0 ± 0.0	92.1 ± 0.5	73.4 ± 0.3	71.2 ± 0.3	87.6
AFN + BSP [6]	89.7 ± 0.4	98.0 ± 0.2	99.8 ± 0.1	91.0 ± 0.4	71.4 ± 0.3	71.4 ± 0.2	86.9
AFN + MCC	95.4 ± 0.3	98.6 ± 0.2	100.0 ± 0.0	96.0 ± 0.2	74.6 ± 0.3	75.2 ± 0.2	90.0

Train from Scratch. We explore the performance of MCC on Two Moon, whose target samples are generated by rotating the source samples by 30°. Here

Table 6: Accuracy (%) on VisDA-2017 as a *regularizer* for UDA (ResNet-101).

Method	plane	bcybl	bus	car	horse	knife	mcyle	persn	plant	sktb	train	truck	mean
DANN [9]	81.9	77.7	82.8	44.3	81.2	29.5	65.1	28.6	51.9	54.6	82.8	7.8	57.4
DANN + MinEnt [13]	87.4	55.0	75.3	63.8	87.4	43.6	89.3	72.5	82.9	78.6	85.6	27.4	70.7
DANN + BSP [6]	92.2	72.5	83.8	47.5	87.0	54.0	86.8	72.4	80.6	66.9	84.5	37.1	72.1
DANN + MCC	90.4	79.8	72.3	55.1	90.5	86.8	86.6	80.0	94.2	76.9	90.0	49.6	79.4
CDAN [27]	85.2	66.9	83.0	50.8	84.2	74.9	88.1	74.5	83.4	76.0	81.9	38	73.9
CDAN + MinEnt [13]	90.5	65.8	79.1	62.2	89.8	28.7	92.8	75.4	86.8	65.3	85.2	35.3	71.4
CDAN + BSP [6]	92.4	61.0	81.0	57.5	89.0	80.6	90.1	77.0	84.2	77.9	82.1	38.4	75.9
CDAN + MCC	94.5	80.8	78.4	65.3	90.6	79.4	87.5	82.2	94.7	81.0	86.0	44.6	80.4

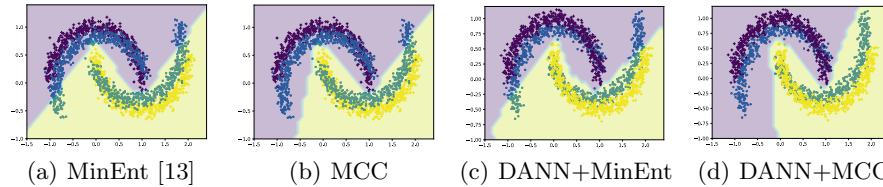


Fig. 4: Decision boundaries of Two Moon dataset where blue points indicate target domain, and different classes of the source domain are shown in purple and yellow. MCC attains a better decision boundary than MinEnt.

we train a shallow MLP from scratch. We plot the decision boundary of the classifiers to compare the performance of MCC and MinEnt. As shown in Fig. 4(a) and 4(b), vanilla MinEnt fails to attain a correct decision boundary, while MCC can classify most examples correctly. In addition, when applied to DANN as a regularization term, MinEnt still works poorly but MCC generates a satisfying decision boundary.

Distribution	No obvious peak	One obvious peak	Two obvious peaks						
Softmax				MSPDA	:A	:C	:P	:R	Avg
Example				PADA	51.8	71.7	79.2	62.8	66.4
Weighting Value (W)	0.230	0.470	0.340	AFN	59.2	79.3	80.5	75.1	73.5
Confusion (w/o W)	0.141	0.011	0.848	MCC	62.8	82.8	85.6	78.3	77.4
Confusion (w/ W)	0.098	0.016	0.886	MTPDA	A:	C:	P:	R:	Avg
				PADA	59.9	51.1	61.4	53.7	56.5
				AFN	68.7	63.4	67.5	65.6	66.3
				MCC	73.1	67.4	69.7	72.1	70.6

Fig. 5: Three typical samples, corresponding weights and confusion value. (normalized in each line for clear comparison.) Table 7: Accuracy (%) for Multi-Source and Multi-target Partial DA.

MSPDA and MTPDA To prove the versatility of MCC, we propose two new DA scenarios in this paper: Multi-Source Partial Domain Adaptation (MSPDA) and Multi-Target Partial Domain Adaptation (MTPDA). Strong Performance in Table 7 proves the versatility of MCC.

4.4 Ablation Study

Results of the ablation study are shown in Table 8, the abbreviations are: CC: Confusion Calculation, PR: Probability Rescaling, UW: Uncertainty Weighting. Further, we analyze how our weighting mechanism works. Fig. 5 shows three typical examples and their weight, confusion value before and after weighting. The classifier prediction on the first image shows no obvious peak, while the one on the third image shows two obvious peaks on the class calculator and phone. The third image is more suitable for modeling class confusion. Naturally, its confusion value is higher than the first one, and our weighting mechanism further highlights the suitable one. On the other hand, as the weighting mechanism is defined with entropy, we admit that it will assign high weights to highly confident predictions, including the wrong ones. As the second image, its ground truth label is a lamp, but it is classified as a bike. In our method, the confusion value of such an example is so low that the influence of high weight can be neglected. Therefore, our weighting mechanism is effective and reliable.

Table 8: Ablation study.

Method	A→W	D→W	W→D	A→D	D→A	W→A	Avg
MCC (CC)	92.2	96.9	100.0	88.6	73.2	64.5	85.9
MCC (CC + PR)	93.1	98.5	100.0	91.6	70.9	69.0	87.2
MCC (CC + PR + UW)	93.7	98.6	100.0	93.2	72.1	73.7	88.4
MCC (ours)	95.4	98.6	100.0	95.6	72.6	73.9	89.4

4.5 Insight Analyses

Theoretical Justification. Ben-David *et al.* [1] derived the expected error $\mathcal{E}_{\mathcal{T}}(h)$ of a hypothesis h on the target domain $\mathcal{E}_{\mathcal{T}}(h) \leq \mathcal{E}_{\mathcal{S}}(h) + \frac{1}{2}d_{\mathcal{H}\Delta\mathcal{H}}(\mathcal{S}, \mathcal{T}) + \epsilon_{ideal}$ by three terms: **(a)** expected error of h on the source domain, $\mathcal{E}_{\mathcal{S}}(h)$; **(b)** the A-distance $d_{\mathcal{H}\Delta\mathcal{H}}(\mathcal{S}, \mathcal{T})$, a measure of domain discrepancy; and **(c)** the error ϵ_{ideal} of the ideal joint hypothesis h^* on both source and target domains. BSP [6] states out that ϵ_{ideal} represents the feature discriminability. As shown in Fig. 6, MCC has lower A-distance [1], which is close to the oracle one (supervised learning on both domains). And in Fig. 7, the ϵ_{ideal} value of MCC is lower than that of mainstream DA methods.

Hyperparameter Sensitivity. Temperature scaling T and trade-off μ of regularization term are the only two hyperparameters of MCC and MinEnt when applying them to existing methods. We take hyper-parameters around the optimal hyper-parameter $[T^*, \mu^*]$ for each regularizer to test its hyperparameter sensitivity. Consider the task $A \rightarrow W$ on Office-31, through DEV [59] we can find that the optimal hyper-parameters $[T^*, \mu^*]$ for MinEnt are [1.0, 0.25] and those for MCC are [2.5, 1.0]. Thus, we can take $T \in \{0.5, 1.0, 1.5, 2.0\}$, $\mu \in \{0, 0.25, 0.5, 0.75\}$ for MinEnt and $T \in \{2.0, 2.5, 3.0, 3.5\}$, $\mu \in \{0.5, 1.0, 1.5, 2.0\}$ for MCC. As shown in Fig. 6, MCC is less sensitive to hyper-parameters, while the performance of MinEnt collides under some parameters near the optimal ones.

Convergence Speed. We show the accuracy curve of the whole training procedure in Fig. 7. MCC enjoys faster convergence speed. Besides, when used

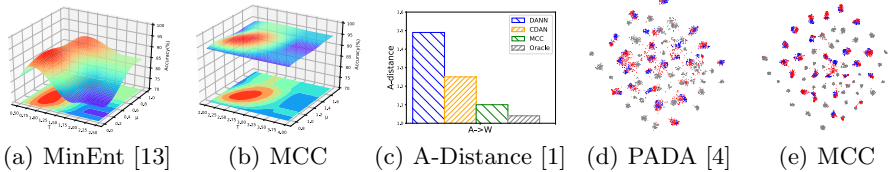


Fig. 6: (a),(b): The hyper-parameter sensitivity $A \rightarrow W$ on Office-31. The performance of MCC is above 94% under different hyper-parameters, while that of MinEnt collides under some parameters near the optimal ones, showing that MCC is less sensitive to hyper-parameters and consistently better than MinEnt. (c): A-Distance of features of the last fc -layer of task $A \rightarrow W$ on Office-31 in UDA scenario, (d),(e): t-SNE visualization of features of task $P \rightarrow R$ on Office-Home in PDA scenario. Gray: Source Outlier Classes, Blue: Source Share Classes, Red: Target Classes.

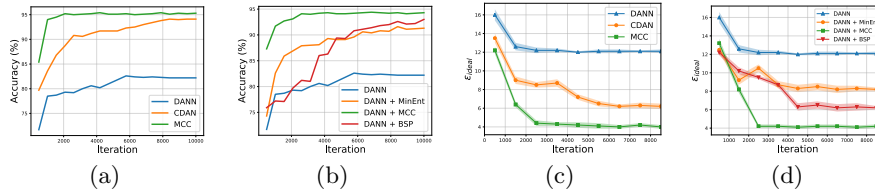


Fig. 7: Training curves and ϵ_{ideal} values. MCC enjoys higher convergence speed and shows lower ϵ_{ideal} values, which implies higher feature discriminability.

as a regularization term for existing domain adaptation methods, MCC can also largely accelerate convergence. Totally, both MinEnt and BSP take approximately 10000 iterations to converge, while MCC takes about 2500 iterations, which is about $3\times$ faster.

Feature Visualization. We also visualize features of the last fc -layer of ResNet-50 using t-SNE [31] embedding. As shown in Fig. 6, when applied as a DA method on PDA, MCC can learn highly discriminable features and has sharp class boundaries. Additionally, without explicitly deploying feature alignment, MCC can make features much more transferable across domains.

5 Conclusion & Future Work

In this paper, we unveil that less class confusion implies more transfer gains, which is a general discovery for Versatile Domain Adaptation. To this end, we propose a novel loss function: Minimum Class Confusion (MCC). MCC can be applied as a versatile domain adaptation method that can handle various DA scenarios. Extensive empirical results prove that our method can outperform state-of-the-art methods in different DA scenarios respectively, enjoying faster convergence. Meanwhile, MCC can also be used as a general regularizer for existing DA methods, further improving performance and accelerating training.

MCC can be applied directly to all of the DA scenarios where there are no unknown classes in the target domain. The variants of MCC which can tackle Open-Set [2,44,24] or Universal [58] scenarios are remained to be explored. Moreover, we can consider extending it to more applications such as cross-domain detection or cross-domain segmentation.

References

1. Ben-David, S., Blitzer, J., Crammer, K., Kulesza, A., Pereira, F., Vaughan, J.W.: A theory of learning from different domains. *Machine learning* **79**(1-2), 151–175 (2010)
2. Busto, P.P., Gall, J.: Open set domain adaptation. In: *ICCV* (2017)
3. Cao, Z., Long, M., Wang, J., Jordan, M.I.: Partial transfer learning with selective adversarial networks. In: *CVPR* (2018)
4. Cao, Z., Ma, L., Long, M., Wang, J.: Partial adversarial domain adaptation. In: *ECCV* (2018)
5. Cao, Z., You, K., Long, M., Wang, J., Yang, Q.: Learning to transfer examples for partial domain adaptation. In: *CVPR* (2019)
6. Chen, X., Wang, S., Long, M., Wang, J.: Transferability vs. discriminability: Batch spectral penalization for adversarial domain adaptation. In: *ICML* (2019)
7. Donahue, J., Jia, Y., Vinyals, O., Hoffman, J., Zhang, N., Tzeng, E., Darrell, T.: Decaf: A deep convolutional activation feature for generic visual recognition. In: *ICML* (2014)
8. French, G., Mackiewicz, M., Fisher, M.: Self-ensembling for visual domain adaptation. In: *ICLR* (2018)
9. Ganin, Y., Ustinova, E., Ajakan, H., Germain, P., Larochelle, H., Laviolette, F., Marchand, M., Lempitsky, V.: Domain-adversarial training of neural networks. *JMLR* **17**(1), 2096–2030 (2016)
10. Gong, B., Grauman, K., Sha, F.: Connecting the dots with landmarks: Discriminatively learning domain-invariant features for unsupervised domain adaptation. In: *ICML* (2013)
11. Gong, B., Shi, Y., Sha, F., Grauman, K.: Geodesic flow kernel for unsupervised domain adaptation. In: *CVPR* (2012)
12. Goodfellow, I.J., Pouget-Abadie, J., Mirza, M., Xu, B., Warde-Farley, D., Ozair, S., Courville, A., Bengio, Y.: Generative adversarial nets. In: *NeurIPS* (2014)
13. Grandvalet, Y., Bengio, Y.: Semi-supervised learning by entropy minimization. In: *NeurIPS* (2005)
14. Gretton, A., Sejdinovic, D., Strathmann, H., Balakrishnan, S., Pontil, M., Fukumizu, K., Sriperumbudur, B.K.: Optimal kernel choice for large-scale two-sample tests. In: *NeurIPS* (2012)
15. Guo, C., Pleiss, G., Sun, Y., Weinberger, K.Q.: On calibration of modern neural networks. In: *ICML* (2017)
16. He, K., Zhang, X., Ren, S., Sun, J.: Deep residual learning for image recognition. In: *CVPR* (2016)
17. Hinton, G., Vinyals, O., Dean, J.: Distilling the knowledge in a neural network. *arXiv preprint arXiv:1503.02531* (2015)
18. Hoffman, J., Tzeng, E., Park, T., Zhu, J., Isola, P., Saenko, K., Efros, A.A., Darrell, T.: Cycada: Cycle-consistent adversarial domain adaptation. In: *ICML* (2018)
19. Huang, J., Smola, A.J., Gretton, A., Borgwardt, K.M., Schölkopf, B.: Correcting sample selection bias by unlabeled data. In: *NeurIPS* (2006)
20. Inoue, N., Furuta, R., Yamasaki, T., Aizawa, K.: Cross-domain weakly-supervised object detection through progressive domain adaptation. In: *CVPR* (2018)
21. Kang, G., Jiang, L., Yang, Y., Hauptmann, A.: Contrastive adaptation network for unsupervised domain adaptation. In: *CVPR* (2019)
22. Lee, C., Batra, T., Baig, M.H., Ulbricht, D.: Sliced wasserstein discrepancy for unsupervised domain adaptation. In: *CVPR* (2019)

23. Lee, S., Kim, D., Kim, N., Jeong, S.G.: Drop to adapt: Learning discriminative features for unsupervised domain adaptation. In: ICCV (2019)
24. Liu, H., Cao, Z., Long, M., Wang, J., Yang, Q.: Separate to adapt: Open set domain adaptation via progressive separation. In: CVPR (June 2019)
25. Liu, H., Long, M., Wang, J., Jordan, M.: Transferable adversarial training: A general approach to adapting deep classifiers. In: ICML (2019)
26. Long, M., Cao, Y., Wang, J., Jordan, M.I.J.: Learning transferable features with deep adaptation networks. In: ICML (2015)
27. Long, M., Cao, Z., Wang, J., Jordan, M.I.: Conditional adversarial domain adaptation. In: NeurIPS (2018)
28. Long, M., Zhu, H., Wang, J., Jordan, M.I.: Unsupervised domain adaptation with residual transfer networks. In: NeurIPS (2016)
29. Long, M., Zhu, H., Wang, J., Jordan, M.I.: Deep transfer learning with joint adaptation networks. In: ICML (2017)
30. von Luxburg, U.: A tutorial on spectral clustering. *Statistics and Computing* **17**(4), 395–416 (Dec 2007)
31. Maaten, L.v.d., Hinton, G.: Visualizing data using t-sne. *JMLR* **9**(Nov), 2579–2605 (2008)
32. Mirza, M., Osindero, S.: Conditional generative adversarial nets. arXiv preprint arXiv:1411.1784 (2014)
33. Oquab, M., Bottou, L., Laptev, I., Sivic, J.: Learning and transferring mid-level image representations using convolutional neural networks. In: CVPR (2014)
34. Pan, S.J., Yang, Q.: A survey on transfer learning. *TKDE* **22**(10), 1345–1359 (2010)
35. Pan, Y., Yao, T., Li, Y., Wang, Y., Ngo, C.W., Mei, T.: Transferrable prototypical networks for unsupervised domain adaptation. In: CVPR (2019)
36. Pei, Z., Cao, Z., Long, M., Wang, J.: Multi-adversarial domain adaptation. In: AAAI (2018)
37. Peng, X., Bai, Q., Xia, X., Huang, Z., Saenko, K., Wang, B.: Moment matching for multi-source domain adaptation. In: ICCV (2019)
38. Peng, X., Huang, Z., Sun, X., Saenko, K.: Domain agnostic learning with disentangled representations. In: ICML (2019)
39. Peng, X., Usman, B., Kaushik, N., Hoffman, J., Wang, D., Saenko, K.: Visda: The visual domain adaptation challenge. arXiv preprint arXiv:1710.06924 (2017)
40. Pinheiro, P.O.: Unsupervised domain adaptation with similarity learning. In: CVPR (2018)
41. Saenko, K., Kulis, B., Fritz, M., Darrell, T.: Adapting visual category models to new domains. In: ECCV (2010)
42. Saito, K., Ushiku, Y., Harada, T., Saenko, K.: Adversarial dropout regularization. In: ICLR (2018)
43. Saito, K., Watanabe, K., Ushiku, Y., Harada, T.: Maximum classifier discrepancy for unsupervised domain adaptation. In: CVPR (2018)
44. Saito, Kuniaki, S.Y.Y.U., Harada, T.: Open set domain adaptation by backpropagation. In: ECCV (2018)
45. Sankaranarayanan, S., Balaji, Y., Castillo, C.D., Chellappa, R.: Generate to adapt: Aligning domains using generative adversarial networks. In: CVPR (2018)
46. Schutze, H., Manning, C.D., Raghavan, P.: Introduction to information retrieval. In: Proceedings of the international communication of association for computing machinery conference (2008)
47. Shu, R., Bui, H.H., Narui, H., Ermon, S.: A DIRT-T Approach to Unsupervised Domain Adaptation. In: ICLR (2018)

48. Sun, B., Saenko, K.: Deep coral: Correlation alignment for deep domain adaptation. In: ECCV (2016)
49. Tarvainen, A., Valpola, H.: Weight-averaged consistency targets improve semi-supervised deep learning results. In: NeurIPS (2017)
50. Tzeng, E., Hoffman, J., Darrell, T., Saenko, K.: Simultaneous deep transfer across domains and tasks. In: ICCV (2015)
51. Tzeng, E., Hoffman, J., Saenko, K., Darrell, T.: Adversarial discriminative domain adaptation. In: CVPR (2017)
52. Tzeng, E., Hoffman, J., Zhang, N., Saenko, K., Darrell, T.: Deep domain confusion: Maximizing for domain invariance. CoRR **abs/1412.3474** (2014)
53. Venkateswara, H., Eusebio, J., Chakraborty, S., Panchanathan, S.: Deep Hashing Network for Unsupervised Domain Adaptation. In: CVPR (2017)
54. Wang, X., Li, L., Ye, W., Long, M., Wang, J.: Transferable attention for domain adaptation. In: AAAI (2019)
55. Xu, R., Chen, Z., Zuo, W., Yan, J., Lin, L.: Deep cocktail network: Multi-source unsupervised domain adaptation with category shift. In: CVPR (2018)
56. Xu, R., Li, G., Yang, J., Lin, L.: Larger norm more transferable: An adaptive feature norm approach. In: ICCV (2019)
57. Yosinski, J., Clune, J., Bengio, Y., Lipson, H.: How transferable are features in deep neural networks? In: NeurIPS (2014)
58. You, K., Long, M., Cao, Z., Wang, J., Jordan, M.I.: Universal domain adaptation. In: CVPR (June 2019)
59. You, K., Wang, X., Long, M., Jordan, M.: Towards accurate model selection in deep unsupervised domain adaptation. In: ICML (2019), <http://proceedings.mlr.press/v97/you19a.html>
60. Zhang, J., Ding, Z., Li, W., Ogunbona, P.: Importance weighted adversarial nets for partial domain adaptation. In: CVPR (2018)
61. Zhang, Y., Tang, H., Jia, K., Tan, M.: Domain-symmetric networks for adversarial domain adaptation. In: CVPR (2019)
62. Zhang, Y., Liu, T., Long, M., Jordan, M.I.: Bridging theory and algorithm for domain adaptation. In: ICML (2019)
63. Zhao, H., des Combes, R.T., Zhang, K., Gordon, G.J.: On learning invariant representation for domain adaptation. In: ICML (2019)
64. Zhao, H., Zhang, S., Wu, G., Moura, J.M., Costeira, J.P., Gordon, G.J.: Adversarial multiple source domain adaptation. In: NeurIPS (2018)
65. Zou, Y., Yu, Z., Kumar, B., Wang, J.: Unsupervised domain adaptation for semantic segmentation via class-balanced self-training. In: ECCV (2018)
66. Zou, Y., Yu, Z., Liu, X., Kumar, B.V., Wang, J.: Confidence regularized self-training. In: ICCV (2019)