

Covering Polygons by Min-Area Convex Polygons

Elias Dahlhaus

Sariel Har-Peled*

Alan L. Hu

December 11, 2019

Abstract

Given a set of disjoint simple polygons $\sigma_1, \dots, \sigma_n$, of total complexity N , consider a convexification process that repeatedly replaces a polygon by its convex hull, and any two (by now convex) polygons that intersect by their common convex hull. This process continues until no pair of polygons intersect.

We show that this process has a unique output, which is a cover of the input polygons by a set of disjoint convex polygons, of total minimum area. Furthermore, we present a near linear time algorithm for computing this partition. The more general problem of covering a set of N segments (not necessarily disjoint) by min-area disjoint convex polygons can also be computed in near linear time.

A similar result is already known, see the work by Barba *et al.* [BBBS13].

1. Introduction

Let $\sigma_1, \dots, \sigma_n$ be n simple disjoint polygons in the plane with a total of N vertices (a polygon is simple, if it has no holes). We would like to break them into maximal number of groups of polygons, such that each group can be separated from any other groups by a line. This partition can also be interpreted as computing the minimum area coverage of the input polygons by disjoint convex polygons.

Specifically, a *convex cover* is a minimal set of disjoint convex polygons that cover the input polygons. We are interested in computing the convex cover that has the following two equivalent properties: (i) minimizes the total area of the convex polygons, or (ii) maximizes the total number of polygons m in the cover,

Convexification. The desired partition can be computed by a *convexification* process. Specifically, given a finite set \mathcal{J} of disjoint simple polygons in the plane, we start by replacing each polygon of \mathcal{J} with its convex hull. Next, each pair of (now convex) polygons of \mathcal{J} that intersect, are replaced by the convex hull of their union. The process repeats until no pair of polygons intersect. See [Figure 1.1](#).

As we show below, this process has a unique well defined output, and it provides the desired partition of the input polygons.

*Department of Computer Science; University of Illinois; 201 N. Goodwin Avenue; Urbana, IL, 61801, USA; sariel@illinois.edu; <http://sarielhp.org/>. Work on this paper was partially supported by a NSF AF award CCF-1907400.

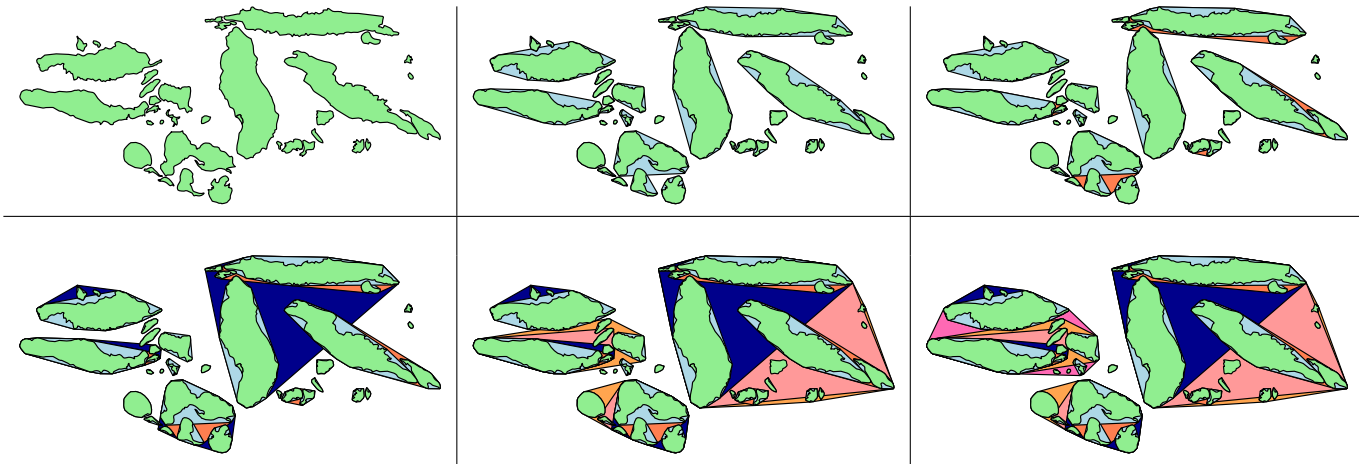


Figure 1.1: Convexification in action.

The challenge. The challenge is providing a fast implementation of the convexification process. The natural approach is to try and do divide and conquer. However, since there are inputs for this problem where the merge process requires a linear number of sequential pairs of polygons to be merged, this approach would not work directly. The sequential nature of this process is illustrated in Figure 1.2.

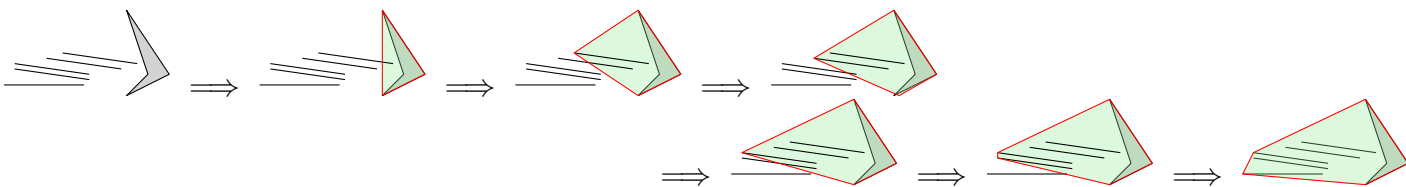


Figure 1.2: The sequential nature of the convexification process.

An alternative approach is to try and use a ray shooting data-structure, but such data-structures are too expensive, since ray shooting on general disjoint polygons requires $\Omega(n^{4/3})$ time if one performs a linear number of ray shooting queries, because such a data-structure can be used to solve Hopcroft's problem. It is not a priori clear that near linear time algorithm is possible for this problem.

Our results. We show that the convexification of disjoint simple polygons in the plane, of total complexity N , can be computed in $O(N \log^2 N)$ time. If the polygons are not disjoint, the running time becomes $O(N\alpha(N) \log^2 N)$, where α is the inverse Ackermann function.

To this end, we prove that the convexification process is well defined, and as stated above, has a unique result. Next, we use a data-structure of Ishaque *et al.* [IST12] to perform ray shooting to decide if the convex-hulls of polygons intersect. This data-structure inserts the rays that it shoots into the scene, thus avoiding the pitfalls of the standard ray-shooting data-structures, resulting in near linear time for the queries performed. To keep track of the convex-hulls as they are being merged, we introduce a data-structure for dynamic maintenance of convex-hulls that behaves like pseudo-disks (which is an invariant of the algorithm).

Because the convexification process is somewhat inconstant, the analysis and the algorithm requires some care.

Previous work. Barba *et al.* [BBBS13] derived a very similar result for a collection of disjoint trees in the plane.

Paper organization. We describe the algorithm in [Section 2](#). In [Section 3](#) we prove that convexification is well defined, and prove some basic properties we would need to analyze the algorithm. The analysis of the algorithm itself is in [Section 4](#). In [Section 5](#) we present the main result, and show how to extend it to a general set of segments. We describe the data-structure for maintaining convex-hulls, under intersection and merge operations, in [Section 6](#).

2. Algorithm

The input is a set \mathcal{J} of n simple polygons that are disjoint, with a total of N vertices. We assume that all the vertices of \mathcal{J} are in general position (i.e., no three of them lie on a common line).

2.1. Data-structures used by the algorithm

2.1.1. A data-structure for maintaining convex-hulls

We need a data-structure for maintaining a set of convex polygons that supports merge and intersection detection. It is well known how to maintain convex-hulls under insertion of points, with $O(\log n)$ time per insertion, see [[PS85](#), Section 3.3.6]. We need a slightly more flexible data-structure that supports also intersection detection, similar in spirit to the data-structure of Dobkin and Kirkpatrick [[DK90](#)].

Lemma 2.1. *The input is a set of convex polygons with total complexity N . One can preprocess them in linear time, such that the following operations are supported.*

- (I) *Decide, in $O(\log N)$ time, if a query point is inside a specified polygon in the set.*
- (II) *Compute, in $O(\log N)$ time, if two specified convex polygons in the set intersect, and if so return a point in their common intersection.*
- (III) *Compute, in $O(\log N)$ time, the segment of intersection between a specified convex polygon in the set, and a query line.*
- (IV) *Given two convex-polygons π_1 and π_2 in the set, such that their boundaries intersect at most twice, compute, in $O((1 + u) \log N)$ time, the convex polygon $\pi = \mathcal{CH}(\pi_1 \cup \pi_2)$, which replaces π_1 and π_2 in the set of polygons. Here, u is the number of vertices of π_1 and π_2 that do not appear in π (i.e., the number of vertices that were deleted).*

Building the above data-structure is relatively a straightforward modification of known techniques, and it is described in [Section 6](#).

2.1.2. Ray shooting data-structure.

Ray shooting on a set of polygons is expensive in general, since using n ray shootings one can solve Hopcroft’s problem, which is believed [[Eri96](#)] to require $\Omega(n^{4/3})$ time. Fortunately, we can use a ray-shooting data-structure of Ishaque *et al.* [[IST12](#)] – this data-structure shoots permanent rays, that are added to scene after they are being shot. When shooting $O(N)$ rays, using this data-structure, on an initial scene made out of n polygons with total complexity N , the total running time of this data-structure is $O(N \log^2 N)$ time.

2.2. Algorithm in detail

The algorithm is illustrated in [Figure 2.1](#).

Initialization. The algorithm initializes the ray shooting data-structure \mathcal{D}_{ray} described above for the input polygons. Next, the algorithm computes the convex-hull of each of the input polygons. All these convex polygons are stored in the data-structure \mathcal{D}_{ch} of [Lemma 2.1](#) for maintaining convex-hulls. All the new edges introduced when computing the convex-hulls are stored in a FIFO queue \mathcal{Q} . In addition, the algorithm initializes a union-find data-structure \mathcal{D}_{uf} , where each input polygon is an element. A set in the union-find data-structure \mathcal{D}_{uf} represents a set of input polygons that were fused together into a larger convex polygon. This convex-polygon would be one the convex polygons maintained by \mathcal{D}_{ch} . Every input polygon σ sets its label to be itself; that is, $\forall \sigma \in \mathcal{J}$, $\text{label}(\sigma) = \sigma$.

Execution. Using the ray-shooting data-structure \mathcal{D}_{ray} the algorithm traces the edges stored in \mathcal{Q} , in a FIFO fashion. Specifically, the algorithm pops the edge e in the front of \mathcal{Q} . The endpoints p_1 and p_2 of e belong two input polygons $p_1 \in \sigma_1$ and $p_2 \in \sigma_2$, respectively (it is possible that $\sigma_1 = \sigma_2$). The algorithm shoots a ray ρ from p_1 towards p_2 using \mathcal{D}_{ray} (here $\text{label}(\rho) = \sigma_1$). The ray ρ must hit something, and let σ be the entity being hit (if the ray arrives to p_2 , then $\sigma = \sigma_2$). Here σ might be an original input polygon, or a segment that is the trace of an older ray shooting.

The algorithm computes, using \mathcal{D}_{uf} , the two sets X and X' that contains $\text{label}(\sigma_1)$ and $\text{label}(\sigma)$. If $X \neq X'$, then the ray ρ hit a different connected component than its own. Next the algorithm retrieves the two convex polygons π and π' in \mathcal{D}_{ch} that corresponds to X and X' , respectively. The algorithm replaces π and π' in \mathcal{D}_{ch} by $\mathcal{CH}(\pi \cup \pi')$. The new convex-hull has two new edges, and these two edges are pushed into \mathcal{Q} . The algorithm merges X and X' into a larger set in \mathcal{D}_{uf} .

The algorithm now continues to the next edge in \mathcal{Q} . This stage ends when the queue \mathcal{Q} is empty.

Cleanup stage. The above results in a collection of convex polygons \mathcal{C} all with disjoint boundaries. It is still possible that some polygons are contained inside some other polygons, but this can be readily handled in $O(N \log N)$ time by doing sweeping – which would remove all the redundant inner polygons.

3. Properties of convexification

The algorithm execution results in a convexification of the input polygons. However, the basic convexification process itself is not uniquely defined, and there are many different executions of a convexification process. As such, here we prove that the convexification process always results in the same set of convex polygons.

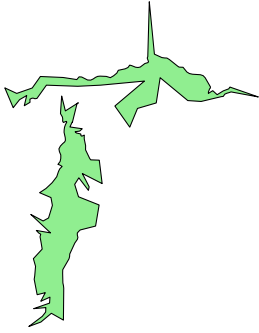
3.1. Preliminaries

In the following, \mathcal{J} denotes the input set of n disjoint simple polygons. For a set of polygons \mathcal{U} , let $\mathcal{CH}(\mathcal{U}) = \mathcal{CH}(\cup_{\sigma \in \mathcal{U}} \sigma)$ be the combined convex hull of all the polygons of \mathcal{U} .

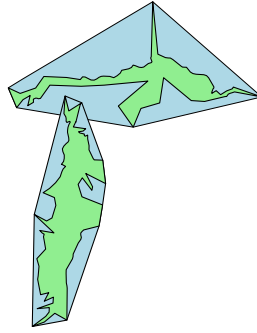
Basic properties of convex-hulls

Lemma 3.1. *For any two sets $X, Y \subseteq \mathbb{R}^2$, we have $\mathcal{CH}(X \cup Y) = \mathcal{CH}(\mathcal{CH}(X) \cup \mathcal{CH}(Y))$.*

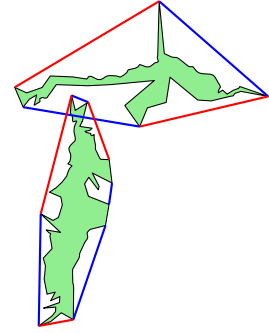
Proof: Let $F = \mathcal{CH}(X \cup Y)$ and $G = \mathcal{CH}(\mathcal{CH}(X) \cup \mathcal{CH}(Y))$. Clearly, $F \subseteq G$. As for the other direction, consider any point $p \in G$. By Carathéodory theorem, there exists a set $Q = \{q_1, q_2, q_3\} \subseteq \mathcal{CH}(X) \cup \mathcal{CH}(Y)$, such that $p \in \mathcal{CH}(Q)$. Applying Carathéodory theorem again, we have that there are sets $Q_i \subseteq X \cup Y$, such that $q_i \in \mathcal{CH}(Q_i)$, for $i = 1, \dots, 3$. As such, $p \in \mathcal{CH}(Q) \subseteq \mathcal{CH}(Q_1 \cup Q_2 \cup Q_3) \subseteq \mathcal{CH}(X \cup Y)$. This implies that $p \in F$, and as such $G \subseteq F$. ■



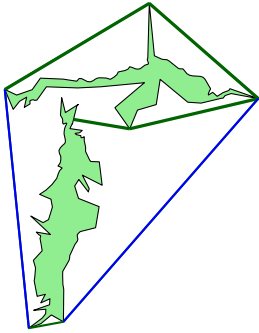
The input polygons.



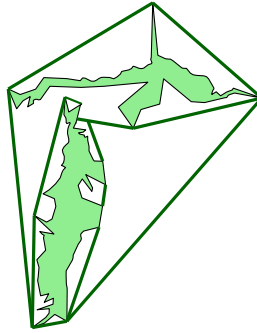
The convex-hulls of the input polygons.



The edges in the initial queue.



Ray shooting till the first collision. The two new blue edges are added to the queue.



The final set of ray shootings performed.

Figure 2.1: Illustration of the algorithm execution.

The convexification process

Definition 3.2. Given a set of polygons \mathcal{J} , consider a process that starts with a partition \mathcal{P}_0 of \mathcal{J} , where every polygon of \mathcal{J} is a singleton. A **convexification** \mathcal{C} of \mathcal{J} is now a sequence of a partitions $\mathcal{P}_0, \mathcal{P}_1, \mathcal{P}_2, \dots, \mathcal{P}_t$. For $i > 0$, we have

- (i) there are two sets of polygons $D_{i-1}, D'_{i-1} \in \mathcal{P}_{i-1}$ such that $\mathcal{CH}(D_{i-1})$ and $\mathcal{CH}(D'_{i-1})$ intersect (i.e., D_{i-1} and D'_{i-1} are not separable).
- (ii) $\mathcal{P}_i = (\mathcal{P}_{i-1} \setminus \{D_{i-1}, D'_{i-1}\}) \cup \{\mathcal{CH}(D_{i-1} \cup D'_{i-1})\}$.

Furthermore, for any two sets of polygons $D_i, D_j \in \mathcal{P}_t$, we have $\mathcal{CH}(D_i)$ and $\mathcal{CH}(D_j)$ do not intersect.

Representing convexification as a forest Given a convexification \mathcal{C} of \mathcal{J} , it can be represented as a forest \mathcal{F} of binary reverse trees (similar in spirit, but not in details, to the trees used internally by the disjoint union-find data-structure). Initially, each input polygon $\sigma \in \mathcal{J}$ has a leaf node u that it corresponds to, such that $\mathcal{J}(u) = \{\sigma\}$.

Each internal node v of \mathcal{F} corresponds to a subset of $\mathcal{J}(v) \subseteq \mathcal{J}$ that was created by the convexification process. Specifically, if two subsets $\mathcal{J}(x)$ and $\mathcal{J}(y)$ were merged by the process to form $\mathcal{J}(v)$, then x and y are the two children of v in the forest, and $\mathcal{J}(v) = \mathcal{J}(x) \cup \mathcal{J}(y)$.

A set $\mathcal{U} \subseteq \mathcal{J}$ is a **connected component** of a forest \mathcal{F} , if there is a root node u of a tree in \mathcal{F} , such that $\mathcal{J}(u) = \mathcal{U}$.

3.2. Convexifications results in unique cover by convex polygons

Lemma 3.3. *Let \mathcal{J} be a set of disjoint simple polygons. The final partition of a convexification \mathcal{C} of \mathcal{J} is unique. In other words, the set of convex polygons forming \mathcal{C} depends only on the input polygons in \mathcal{J} , and not on the order in which the convexification was performed.*

Proof: Consider two convexifications of \mathcal{J} , \mathcal{C} and \mathcal{C}' , with merge forests \mathcal{F} and \mathcal{F}' , respectively. We claim that the connected components of \mathcal{F} and \mathcal{F}' are the same.

We prove by induction that for any node u of \mathcal{F} , there exists a node of u' in \mathcal{F}' , such that $\mathcal{J}(u) \subseteq \mathcal{J}(u')$. When $|\mathcal{J}(u)| = 1$, the claim is immediate, as all polygons appear as singletons in the beginning of the process, and there is a leaf of u' of \mathcal{F}' that stores the same polygon as u .

So, assume inductively that this holds for all nodes u in \mathcal{F} with $|\mathcal{J}(u)| < N$. Now consider a node x in \mathcal{F} such that $|\mathcal{J}(x)| = N > 1$. It has two children y, z in the forest \mathcal{F} , such that $\mathcal{J}(x) = \mathcal{J}(y) \cup \mathcal{J}(z)$ and $\mathcal{CH}(\mathcal{J}(y)) \cap \mathcal{CH}(\mathcal{J}(z)) \neq \emptyset$. Furthermore, $|\mathcal{J}(y)| < N$ and $|\mathcal{J}(z)| < N$. By induction, there are nodes x', y' in \mathcal{F}' , such that $\mathcal{J}(y) \subseteq \mathcal{J}(y')$ and $\mathcal{J}(z) \subseteq \mathcal{J}(x')$. As such, $\mathcal{CH}(\mathcal{J}(y)) \subseteq \mathcal{CH}(\mathcal{J}(y'))$ and $\mathcal{CH}(\mathcal{J}(z)) \subseteq \mathcal{CH}(\mathcal{J}(x'))$. As such,

$$\mathcal{CH}(\mathcal{J}(x')) \cap \mathcal{CH}(\mathcal{J}(y')) \supseteq \mathcal{CH}(\mathcal{J}(y)) \cap \mathcal{CH}(\mathcal{J}(z)) \neq \emptyset.$$

But this implies that x' and y' must belong to the same tree of \mathcal{F}' . Let u' be the root of their common tree in \mathcal{F}' , and observe that $\mathcal{J}(u') \supseteq \mathcal{J}(x') \cup \mathcal{J}(y') \supseteq \mathcal{J}(y) \cup \mathcal{J}(z) = \mathcal{J}(x)$. Implying the claim.

Applying the claim symmetrically, we get that any connected component of \mathcal{F} is contained in a connected component of \mathcal{F}' , and vice versa. This implies that the connected components of the two forests are the same, and as such their convexifications are the same. \blacksquare

3.3. More properties of convexification

Definition 3.4. A set \mathcal{U} of disjoint simple polygons in the plane is *separable* if there exists a line ℓ which does not pass through any polygon in \mathcal{U} , and there are polygons on both sides of ℓ . Otherwise, the set \mathcal{U} is *tight* – that is, any line ℓ either intersects a polygon of \mathcal{J} , or all polygons of \mathcal{J} lie to one side of ℓ .

Lemma 3.5. *Consider a tight set \mathcal{Q} of disjoint polygons. A line ℓ intersects $\mathcal{CH}(\mathcal{Q}) \iff \ell$ intersects some polygon in \mathcal{Q} .*

Proof: If a line ℓ intersects some polygon in \mathcal{Q} then it definitely intersects the larger set $\mathcal{CH}(\mathcal{Q})$. As for the other direction, if there is a line ℓ that intersects $\mathcal{CH}(\mathcal{Q})$ but none of the polygons of \mathcal{Q} , then ℓ separates \mathcal{Q} , which is a contradiction. ■

Lemma 3.6. *If $\mathcal{J}_1, \mathcal{J}_2 \subseteq \mathcal{J}$ are tight, and $\mathcal{CH}(\mathcal{J}_1)$ intersects $\mathcal{CH}(\mathcal{J}_2)$, then $\mathcal{J}_1 \cup \mathcal{J}_2$ is tight.*

Proof: Any line that separates $\mathcal{J}_1 \cup \mathcal{J}_2$, either (i) separates \mathcal{J}_1 , (ii) separates \mathcal{J}_2 , or (iii) separates \mathcal{J}_1 from \mathcal{J}_2 . All these possibilities are impossible by assumption. ■

Lemma 3.7. *Given a convexification \mathcal{C} with a forest \mathcal{F} , for any node u of \mathcal{F} , we have that $\mathcal{J}(u)$ is tight.*

Proof: Follows readily from [Lemma 3.6](#). ■

3.4. The result

Definition 3.8. A *convex cover* of a set of polygons \mathcal{J} is a set of disjoint convex polygons π_1, \dots, π_m , such that each polygon $\sigma \in \mathcal{J}$ is contained in some polygon $\pi_{j(\sigma)}$. Furthermore, every polygon π_i , in the cover, contains at least one of the polygons of \mathcal{J} .

The *area* of a convex cover Π is $\text{area}(\Pi) = \sum_{\pi \in \Pi} \text{area}(\pi)$.

Theorem 3.9. *Given a set of disjoint simple polygons \mathcal{J} , any convexification of \mathcal{J} , results in a unique convex cover \mathcal{C} of \mathcal{J} . Furthermore, we have*

- (i) \mathcal{C} is the minimum area convex cover of \mathcal{J} , and
- (ii) \mathcal{C} is the convex cover of \mathcal{J} of maximum cardinality.

Proof: The uniqueness follows readily from [Lemma 3.3](#).

Consider a tight set of polygons $\mathcal{U} \subseteq \mathcal{J}$. Any convex cover Π of \mathcal{J} , must have a single convex polygon σ , such that $\mathcal{CH}(\mathcal{U}) \subseteq \sigma$. Since, each polygon of \mathcal{C} is the convex hull of a tight set, it follows that each of the polygons of \mathcal{C} are contained in some polygon of Π , which readily implies the above. ■

4. Analysis of the algorithm

4.1. On the partitions maintained by the algorithm

Here, we define and prove some invariant properties of the partition of the input polygons maintained by the algorithm. The key property needed for the algorithm to work is that for any two sets of polygons that are being merged together, their corresponding convex-hulls behave like pseudo-disks. See [Lemma 4.5](#) below for details.

Definition 4.1. Consider a set $\mathcal{Q} \subseteq \mathcal{J}$ of polygons, and a set S of interior disjoint close segments. The set \mathcal{Q} is **bridgeable** by S , if

- (i) $\bigcup \mathcal{Q} \cup \bigcup S$ is a connected,
- (ii) the segments of S and the polygons of \mathcal{J} are interior disjoint,
- (iii) all the polygons of \mathcal{J} that the segments of S intersect belong to \mathcal{Q} ,
- (iv) all segments of S have at least one endpoint on the boundary of a polygon in \mathcal{Q} , and
- (v) all segments of S lie within $\mathcal{CH}(\mathcal{Q})$.

See **Figure 4.1** for an example.

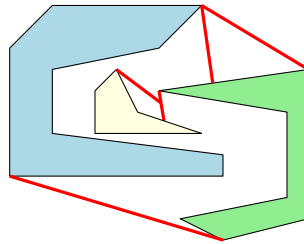


Figure 4.1: A bridgeable set.

Definition 4.2. A partition \mathcal{P} of \mathcal{J} is **proper** if all the sets in \mathcal{P} are tight and bridgeable.

Observation 4.3. Let \mathcal{J} be a set of disjoint polygons in the plane. The initial partition \mathcal{P} of \mathcal{J} , where each polygon of \mathcal{J} is a singleton, is proper.

Definition 4.4. Two bridgeable sets $P_1, P_2 \subseteq \mathcal{J}$ are **compatible** if

- (i) P_1 and P_2 are disjoint,
- (ii) there are sets of segments S_1 and S_2 , such that P_1 and P_2 are bridgeable by S_1 and S_2 , respectively,
- (iii) the segments of S_1 are disjoint from the segments of S_2 , and
- (iv) $P_1 \cup P_2$ is bridgeable.

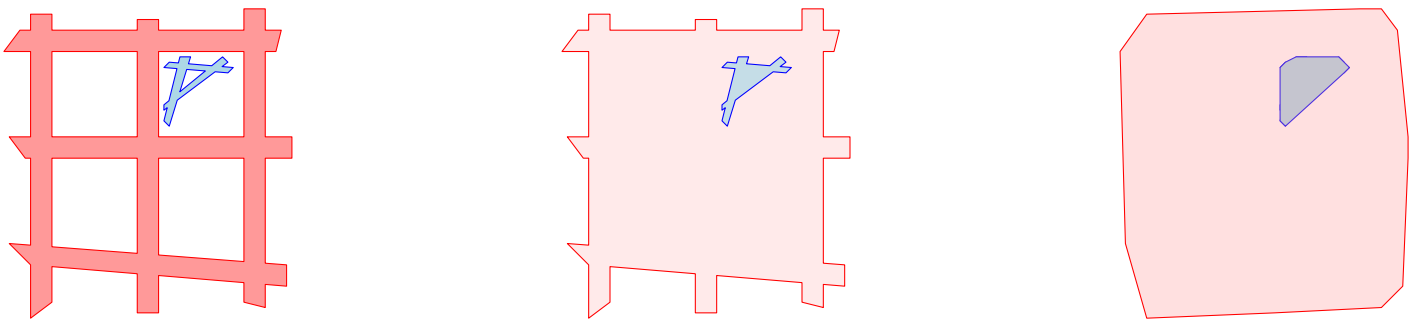


Figure 4.2

Lemma 4.5. Let $P_1, P_2 \subseteq \mathcal{J}$ be two sets of polygons that are compatible, then the boundaries of $\mathcal{CH}(P)$ and $\mathcal{CH}(\mathcal{Q})$ intersects at most twice.

Proof: Let S_1 and S_2 be the two compatible sets of bridges for P_1 and P_2 , respectively. Consider the two polygons formed by $P_1 \cup S_1$ and $P_2 \cup S_2$ (they are not necessarily simple). It is well known that the convex-hulls of two disjoint simple polygons behaves like pseudo-disks (see for example [HKS17, Lemma 3.2]). But this holds also for two disjoint polygons that are not necessarily simple. Indeed replace each polygon by the polygon formed by its outer boundary. The interesting case is when one of the resulting polygons is fully contained inside the other, but then their boundaries do not intersect at all. See Figure 4.2. \blacksquare

4.2. Correctness

Here, we show that the algorithm indeed computes the convexification of the input polygons. In particular, we show that during the main stage of the algorithm, each merge is between two compatible subsets.

In the following, consider the forest \mathcal{F} , described in Section 3, that the algorithm (implicitly) maintains over the input polygons.

For a ray ρ , shot by the algorithm, let v_ρ be the node in \mathcal{F} that gave rise to it. When the ray ρ is finally being issued by the algorithm, v_ρ might be an internal node, and let $\text{curr}(v_\rho)$ be the current root of the tree containing v_ρ in \mathcal{F} .

Each connected component of the scene at any point time corresponds to a set of polygons that is bridgeable – indeed, the bridges being the segments formed by the ray shootings. In particular, the polygons together with the segments formed by the rays shot so far, partition the polygons into connected components, where each root node in \mathcal{F} corresponds to one of the resulting connected components.

Observation 4.6. *Consider a segment s that was the result of a ray shooting query, rising out of a node v of \mathcal{F} . Specifically, s is contained in an edge e of $\mathcal{CH}(\mathcal{J}(v))$ which was created when two convex polygons were merged. The segment s was created by a ray shooting along e . We then have that $s \subseteq \mathcal{CH}(\mathcal{J}(v)) \subseteq \mathcal{CH}(\mathcal{J}(\text{curr}(v)))$.*

Lemma 4.7. *Assume the algorithm computed a sequence of partitions $\mathcal{P}_0, \mathcal{P}_1, \dots, \mathcal{P}_m$, where D_t, D'_t are the two sets of polygons of \mathcal{P}_t that the algorithm merged at time t , for $t = 0, \dots, m - 1$. Then, for any t , we have:*

- (A) $\mathcal{CH}(D_t)$ intersects $\mathcal{CH}(D'_t)$.
- (B) D_t and D'_t are compatible (Definition 4.4).
- (C) \mathcal{P}_{t+1} is proper – that is, all the sets of \mathcal{P}_{t+1} are tight and bridgeable.

Proof: Recall that \mathcal{P}_0 is proper. So, assume the claim holds, inductively, for $0 \leq t < n$, and consider $t = n$. If the algorithm merged D and D' , at time n , then a ray shot ρ originating from a vertex of a polygon in D , hit a polygon in D' , or it hit a previously inserted segment s , such that $\mathcal{J}(\text{curr}(v_s)) = D'$. The resulting segment satisfies $\rho \subseteq \mathcal{CH}(D)$, and $\rho \cap \mathcal{CH}(D') \neq \emptyset$, which implies that $\mathcal{CH}(D)$ intersects $\mathcal{CH}(D')$ (i.e., it is a justified merge). This readily implies, by induction, that $D \cup D'$ is tight.

By induction, D and D' are bridged by sets of segments S and S' , respectively. The segments of S and S' are interior disjoint, $S \subseteq \mathcal{CH}(D)$, and $S' \subseteq \mathcal{CH}(D')$. The interior of the segment/ray ρ does not intersect the set $D \cup D' \cup S \cup S'$. Furthermore, one endpoint of ρ belongs to D , and the other belongs to $D' \cup S'$. Thus, $D \cup D'$ is bridgeable by $S \cup S' \cup \{\rho\}$, and D and D' are compatible. \blacksquare

Lemma 4.8. *Consider the partition \mathcal{P}_m computed by the algorithm (just before the beginning of the second stage). Then, for any two sets $P_1, P_2 \in \mathcal{P}_m$, we have that $\partial\mathcal{CH}(P_1) \cap \partial\mathcal{CH}(P_2) = \emptyset$.*

Proof: For the sake of contradiction, assume that there are disjoint sets $P_1, P_2 \in \mathcal{P}_m$, such that there are edges $e_1 \in \partial\mathcal{CH}(P_1)$ and $e_2 \in \partial\mathcal{CH}(P_2)$ that intersect. Since the input polygons are disjoint, at least one of these edges, say e_1 does not belong to the original polygons. But then, the algorithm performed a ray shooting query along it. Since P_2 is tight, by [Lemma 4.7](#), it follows that this ray shooting must hit some original polygon, that is not in P_1 . But that would readily imply that the algorithm would further enlarge P_1 to be a bigger connected set, by merging the connected component being hit into P_1 , but this is a contradiction to P_1 being a set in the final partition computed by the first stage of the algorithm. ■

Lemma 4.9. *The algorithm computes a convexification of the original input polygons.*

Proof: In the end of the first stage, there might be two components P_1 and P_2 in the computed partition, such that $\mathcal{CH}(P_1) \subseteq \mathcal{CH}(P_2)$. This case is discovered by the sweeping, which merges P_1 into P_2 . This together with [Lemma 4.8](#) implies that the resulting partition is indeed a convexification. Note, that by [Lemma 4.7](#), every convex polygon being output is the convex-hull of a tight set of input polygons, and no two convex-polygons intersect, which implies that this is indeed the desired convexification. ■

4.3. Running time

4.3.1. Preprocessing

The ray-shooting data structure, described by Ishaque *et al.* [[IST12](#)], requires $O(N \log N)$ time and space to construct. For a simple polygon with n vertices, computing its convex hull takes $O(n)$ time, so doing this for all polygons in \mathcal{J} takes $O(N)$ time overall. And this is also the time it takes to compute the edges of the convex hulls which do not belong to the original polygons and inserting them into queue \mathcal{Q} . Building the union-find data structure also takes $O(N)$ time and space. Thus, preprocessing takes a total of $O(N \log N)$ time and space.

4.3.2. Main stage

For each edge in our queue \mathcal{Q} , algorithm shoots a ray, and potentially unions two sets of polygons and computes their joined convex hull. By [Lemma 4.5](#), the number of new edges inserted into \mathcal{Q} for each merge is at most 2. Thus, the total number of edges to be inserted into \mathcal{Q} is $O(N)$ as well. For N initial points and $O(N)$ rays, the ray-shooting data structure takes $O(N \log^2 N)$ time and $O(N \log N)$ space.

Computing the union of two sets in a union-find data structure takes amortized $O(\alpha(N))$ time [[Tar79](#)], where α is the inverse Ackermann function. Over all merges, this becomes $O(N\alpha(N))$ time. As described in [Lemma 2.1](#), computing the joined convex hull takes $O((1+u) \log N)$ time, where u is the number of deleted vertices. Since each vertex can be deleted at most once, the sum of this over all merges is $O(N \log N)$. Thus, the total time during the main stage of algorithm is $O(N \log^2 N)$, with the bottleneck being the ray-shooting data structure.

Overall. The plane sweep in the second stage takes $O(N \log N)$ time. Thus, the total running time is $O(N \log^2 N)$, and the algorithm uses $O(N \log N)$ space.

5. The result and an extension

Putting the above together, we get the following result.

Theorem 5.1. *Given a set \mathcal{J} of simple disjoint polygons in the plane, with total complexity N , one can compute, in $O(N \log^2 N)$ time, the convexification of \mathcal{J} . The resulting set of polygons, is a cover of the polygons of \mathcal{J} by convex-polygons, of total minimum area.*

Corollary 5.2. *Given a set \mathcal{J} of N segments the plane, one can compute, in $O(N\alpha(N) \log^2 N)$ time, the convexification of \mathcal{J} , where α is the inverse Ackermann function. The resulting set of polygons, is a cover of the segments of \mathcal{J} by convex-polygons, of total minimum area.*

Proof: Compute the outer face of the arrangement of the segments of \mathcal{J} . This takes $O(N\alpha(N) \log^2 N)$ time [SA95]. Every connected component of the boundary of this face, can be interpreted now as a simple polygon, and the total complexity of these polygons is $O(N\alpha(N))$ [SA95]. The task at hand, is to compute the convexification of these polygons, which can be done in $O(N\alpha(N) \log^2 N)$ time, by [Theorem 5.1](#). ■

6. Data structure for dynamic maintenance of convex-hull

Here, we describe how to build the data-structure of [Lemma 2.1](#) – we emphasize that the resulting data-structure is a relatively easy variant of known results, and the detailed description is included here for the sake of completeness.

6.1. Representing a convex polygon

We maintain the convex-hull of each polygon as two lists of edges for the top and bottom chains, respectively. Each chain is stored from left to right, using a balanced binary search tree that supports insertions, and deletion. In addition, we need the `split` operation – it break such a (sorted) list into two sorted lists, that starts and ends at a specific object. Similarly, we need the `join` operation, which merges two sorted lists (where one chain is to the left of other).

In addition, we need in-order successor/predecessor queries in constant time. We augment the tree, such that every internal node (which stores an edge), also stores the first and last edges stored in this subtree.

A specific implementation of a balanced binary search tree that provides the desired properties is a red-black tree – all operations can be performed in $O(\log n)$ time, except for the successor/predecessor operations which takes $O(1)$ time.

6.2. Deciding if a point is inside a polygon

This readily follows by doing a binary search on the top and bottom chains to find the edges intersecting the vertical line through the query point. This clearly takes $O(\log N)$ time.

6.3. Deciding if two polygons intersect

Every polygon is represented using two chains – the algorithm checks all four possible combination if they intersect.

The algorithm for checking if two polygons, each represented by a chain, intersects is recursive. Initially, the chain is represented by the root node of the tree. Thus, the recursive intersection checker is given two nodes u, v in the two respective trees representing the chains, and the task is to decide if the two subpolygons of u and v intersect.



Figure 6.1: Inner and outer approximation of the portion of the convex body stored at a vertex v .

Specifically, for a node v , let $E(v)$ be all the edges of the chains stored in the subtree of v . The subpolygon associated with v , is $\sigma_v = \mathcal{CH}(v)$. As such, the task is to decide if $\mathcal{CH}(v)$ and $\mathcal{CH}(u)$ intersects. Let $e_{\min}(v)$ and $e_{\max}(v)$ be the leftmost and rightmost edges stored in $E(v)$, respectively. Let $e(v)$ be the edge stored in v . Let $\text{span}(v)$ be the segment connecting the two x -extreme vertices of $e_{\min}(v)$ and $e_{\max}(v)$. See [Figure 6.1](#).

In constant time, one can compute the *inner* approximation

$$\text{in}(v) = \mathcal{CH}(e(v) \cup e_{\min}(v) \cup e_{\max}(v))$$

to σ_v . The *outer* approximation $\text{out}(v)$ is the intersection of the four halfspaces containing $\text{in}(v)$, with their boundary lines passing through the four edges $e(v), e_{\min}(v), e_{\max}(v), \text{span}(v)$. Clearly, the outer approximation can also be computed in constant time.

If the two inner approximations $\text{in}(u)$ and $\text{in}(v)$ intersect, then the algorithm returns the two polygons intersect and return an intersection point. If the two outer approximations $\text{out}(u)$ and $\text{out}(v)$ do not intersect, then the algorithm returns that there is no intersection.

The set $\nabla(v) = \text{out}(v) \setminus \text{in}(v)$ is made out of two triangles. If the two inner approximations do not intersect, then there is a line ℓ that separates them, and this line intersects only one triangle of $\nabla(v)$. If this triangle intersects $\text{in}(u)$, then the algorithm continues the search recursively on the child of v that corresponds to this triangle, and u . See [Figure 6.2](#). Similarly, if one of the triangles of $\nabla(u)$ intersects $\text{in}(v)$, then the algorithm continues recursively on the appropriate child of u , and v .

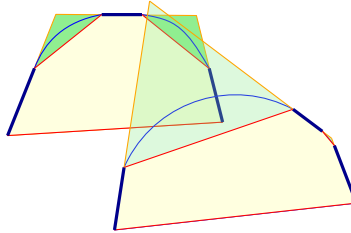


Figure 6.2: An ear of an outer approximations, intersects the inner approximation of the other body.

So, the only situation that remains is that one triangle of $\nabla(v)$ intersects one triangle of $\nabla(u)$. The algorithm continues recursively the search for intersection in the two respective children of u and v .

Since the depth of the two trees is logarithmic, it follows that an intersection point, if it exists, would be found in $O(\log N)$ time.

6.4. Computing the intersection points of a polygon with a line

We are given a query line ℓ , and a convex polygon π . We are interested in computing the two endpoints of the segment $\pi \cap \ell$. As before, the algorithm computes the intersections with the top and bottom

parts separately. Given a node v , the algorithm continues recursively into a triangle of $\nabla(v) \iff$ if it intersects ℓ . This results in (at most) two paths in the tree, which can be computed in $O(\log N)$. The two edges the leaves of these paths corresponds two, contains the two endpoints, which can be readily computed.

6.5. Computing the convex-hull of two intersecting convex polygons

We are given two convex polygons π_1 and π_2 that intersect. Importantly, the two polygons intersect as pseudo-disks – their boundaries intersect at most twice. The task at hand is to compute $\mathcal{CH}(\pi_1 \cup \pi_2)$. To this end, the algorithm computes a point $p \in \pi_1 \cap \pi_2$, using the algorithm of [Section 6.4](#).

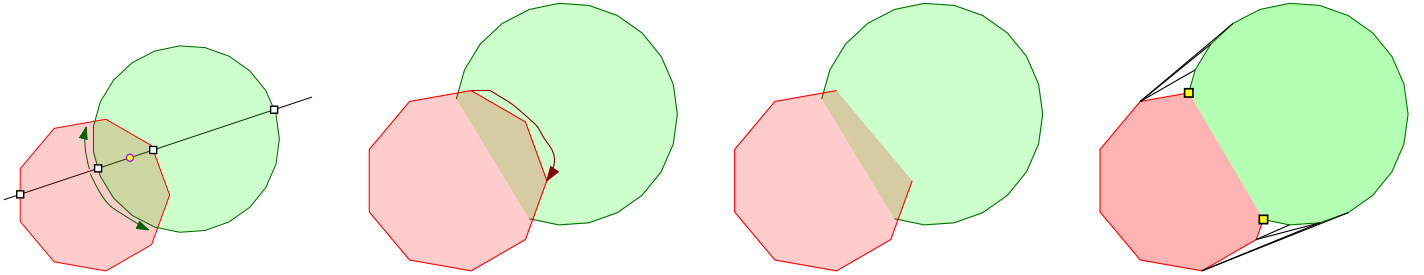


Figure 6.3: Illustration of the algorithm for computing the convex-hull of two convex polygons.

The algorithm is depicted in [Figure 6.3](#). Let ℓ be the horizontal line through p , and consider the four intersection points along ℓ . The middle two intersections are inside the other convex-hull. In particular, assume that one of these intersections is p_1 , and it lies in $\partial\pi_1 \cap \pi_2$. The algorithm walks along the edges of $\partial\pi_1$, in both directions, starting at p_1 , deleting edges if they lie completely inside π_2 . Checking if an edge lies inside π_2 can be done in $O(\log N)$ time by checking if its two endpoints are inside π_2 . This takes $O(\log N)$ time per deleted edge.

Once the algorithm arrives to an edge of $\partial\pi_1$ that intersects $\partial\pi_2$, it computes the intersection point (using, say, line intersection query), and again, we start working along the portion of $\partial\pi_2$ that lies inside π_1 . This results in discovering the two intersection points of the boundaries of π_1 and π_2 . The algorithm thus deleted all the edges of one polygon that lines inside another. Next, the algorithm modifies the intersecting edges, so that they share the intersection point as a common endpoint. The algorithm then performs a join operation on the top and bottom chains of the two polygons, to get the representation of the two polygons $\pi_1 \cup \pi_2$. Naturally, this polygon is no longer convex, However, the algorithm can now compute the two bridges between the two chains. To this end, starting with the intersection vertex, the algorithm checks if a vertex is a valley (i.e., concave), and if so, it removes it. It keep doing this check till all the vertices in this vicinity are convex. Clearly, this take time proportional the number of vertices deleted. The algorithm does a similar process on the bottom intersection point. Together, this results in the desired convex-hull, in time $O((1 + u) \log N)$, where u is the number of vertices of π_1 and π_2 that are no longer on the boundary of the final convex-hull.

Remark. Note, that the property that the convex-hull boundaries intersect only in two points is critical in making the above algorithm work. If there are more intersections, then it is not even clear how to efficiently compute them in time proportional to the number of intersections.

References

- [BBBS13] Luis Barba, Alexis Beingessner, Prosenjit Bose, and Michiel H. M. Smid. Computing covers of plane forests. In *Proc. 25th Canad. Conf. Comput. Geom. (CCCG)*. Carleton University, Ottawa, Canada, 2013.
- [DK90] D. P. Dobkin and D. G. Kirkpatrick. Determining the separation of preprocessed polyhedra – a unified approach. In *Proc. 17th Int. Colloq. Automata Lang. Prog. (ICALP)*, volume 443 of *Lect. Notes in Comp. Sci.*, pages 400–413. Springer-Verlag, 1990.
- [Eri96] J. Erickson. New lower bounds for Hopcroft’s problem. *Discrete Comput. Geom.*, 16(4):389–418, 1996.
- [HKS17] S. Har-Peled, H. Kaplan, and M. Sharir. Approximating the k -level in three-dimensional plane arrangements. In M. Loeb, J. Nešetřil, and R. Thomas, editors, *A Journey Through Discrete Mathematics: A Tribute to Jiří Matoušek*, pages 467–503. Springer, 2017.
- [IST12] Mashhood Ishaque, Bettina Speckmann, and Csaba D. Tóth. Shooting permanent rays among disjoint polygons in the plane. *SIAM J. Comput.*, 41(4):1005–1027, 2012.
- [PS85] F. P. Preparata and M. I. Shamos. *Computational Geometry: An Introduction*. Springer-Verlag, 1985.
- [SA95] M. Sharir and P. K. Agarwal. *Davenport-Schinzel Sequences and Their Geometric Applications*. Cambridge University Press, New York, 1995.
- [Tar79] R. E. Tarjan. A class of algorithms which require nonlinear time to maintain disjoint sets. *J. Comput. Syst. Sci.*, 18:110–127, 1979.