

Molecule-photon interactions in phononic environments

M. Reitz,¹ C. Sommer,¹ B. Gurlek,¹ V. Sandoghdar,^{1,2} D. Martin-Cano,¹ and C. Genes^{1,2}

¹*Max Planck Institute for the Science of Light, Staudtstraße 2, D-91058 Erlangen, Germany*

²*Department of Physics, University of Erlangen-Nuremberg, Staudtstraße 7, D-91058 Erlangen, Germany*

(Dated: December 21, 2024)

Molecular spectroscopy in the solid-state crucially depends on the interaction of electronic degrees of freedom with a highly complex vibrational environment. The large number of intramolecular vibrations (vibrons) and crystal vibrations (phonons) have often reduced the analysis of these driven molecular systems to a limited set of vibrations and numerical studies. We describe the non-equilibrium dynamics of light-matter systems comprised of guest molecules hosted in crystalline environments including finite thermal occupancies of vibrons and phonons. Using an open-system approach based on quantum Langevin equations, we provide analytical expressions for absorption and emission spectra with arbitrary numbers of vibronic and phononic modes. Exploiting the potential of this framework, we find that vibron-phonon coupling leads to a generally non-Markovian vibrational relaxation dynamics and that the common coupling to phonons can mediate collective vibron-vibron interactions similar to the processes of sub- and superradiance for radiative transitions. For molecular polaritonic scenarios with a strongly confined quantum light mode, we analytically characterize the imprint of vibronic and phononic couplings onto the cavity transmission profile and derive effective polariton cross-talk rates for finite baths occupancies.

PACS numbers: 42.50.-p, 42.50.Pq, 33.80.-p

I. INTRODUCTION

The past decade has witnessed great experimental efforts aiming at providing an efficient light-matter interface between confined light modes, such as provided by optical cavities [1–3] or plasmonic nanostructures [4, 5] with organic molecules. The greatly enhanced electric field per photon achievable in such geometries can strongly affect the typically large transition dipole moments of organic molecules leading to the formation of hybrid light-matter states known as polaritons. Such light-dressed platforms have been investigated both at the single- and few-molecule level [3, 4, 6] as well as in the mesoscopic, collective strong-coupling limit [7–9]. Molecular polaritonics at the collective level holds the promise of allowing for the design of novel materials where the dressing by light leads to enhanced properties such as exciton and charge transport [10–14], superconductive behavior [15, 16] or modified chemical reactivity [17–21]. At the level of single molecules the Purcell regime of cavity QED can be exploited to strongly modify the branching ratio of a molecule and suppress undesired Stokes lines as it has been recently experimentally proven [6]. A number of recent theoretical works address issues such as the non-trivial spectral properties of the light emitted from vibrationally-dressed polariton states [22–29].

In experiments at the single- or few-particle level, molecules are either immersed in crystalline host matrices or liquid solvents. A commonly used platform is dibenzoterrylene (DBT) molecules [see Fig. 1(a)] in anthracene crystalline matrices exhibiting lifetime-limited linewidths and high radiative yields at cryogenic temperatures [30]. These features makes solid-state embedded molecules promising elements for integrated photonic circuitry, e.g. as single photon sources [31–33] or in providing

optical nonlinearities [6, 34]. The aim is to establish a building block towards the construction of a quantum network where each molecule can provide a coherent link between light and matter. From a more fundamental point of view, optical spectroscopy at the single-molecule level in the condensed phase allows to study basic optical properties of molecules which would otherwise not be accessible or get lost in ensemble measurements due to inhomogeneities [35, 36]. While it is well known that the immersion into a solid-state environment changes the optical properties of molecules, an analytical theoretical understanding of the interplay between the underlying mechanisms in these laser-driven dissipative systems is still lacking, especially regarding the coupling to confined optical modes. Earlier theoretical works have either traced out the typically fast vibrational degrees of freedom [3, 37], used limited numerical simulations, or focussed mostly on aspects such as vibrational relaxation in solids [38–41], electron-phonon and electron-vibron couplings [42–44], temperature-dependence of the zero-phonon linewidth [45, 46] or anharmonic effects [47, 48]. Similar effects also occur in related solid-state emitters such as quantum dots or vacancy centers in diamond whose coupling to photonic nanostructures has been studied quite extensively over the last years [49–56]. There is also a general current interest in impurities interacting with a quantum many-body environment, such as molecular rotors immersed in liquid solvents [57, 58], Rydberg impurities in quantum gases [59] or magnetic polarons in the Fermi-Hubbard model [60].

Standard cavity quantum electrodynamics concepts such as strong coupling or the Purcell effect can suffer important modifications once couplings between electronic transitions and vibrations are taken into account. Analytical methods at the level of operator evolution (quantum

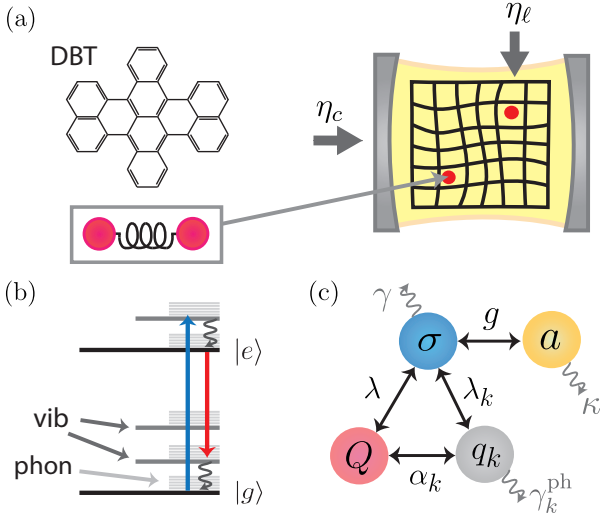


FIG. 1. *Schematics.* (a) Schematic representation of a host crystal containing molecular impurities (e.g. DBT) which is placed inside an optical cavity. For simplicity we restrict our treatment to a single nuclear coordinate. The molecules are either illuminated directly by a laser with amplitude η_ℓ or indirectly driven via the cavity mode with amplitude η_c . (b) Jablonski diagram of a molecule in a solid-state environment showing vibrational and phononic sublevels of both electronic excited $|e\rangle$ and ground $|g\rangle$ state. Excitation of the molecule is typically followed by quick vibrational relaxation (wavy lines). (c) Illustration of the relevant couplings between electronic $\{\sigma\}$, vibrational $\{Q\}$, phononic $\{q_k\}$ and optical $\{a\}$ degrees of freedom as well as decay processes indicated by wavy lines (spontaneous emission rate γ , cavity decay rate κ , phonon decay rate γ_k^{ph}).

Langevin equations) have been shown to provide a correct description of systems exhibiting vibronic coupling [29] for an arbitrary number of intramolecular vibrations (*vibrons*) at zero temperature. We develop here a more complex model where all interactions between light, electronic transitions, vibrons and vibrations of the host crystal (*phonons*) at finite temperatures are taken into account. We derive general expressions for the light scattered by a molecular system (of one or more molecules) embedded in a solid-state environment outside or inside an optical cavity [see Fig. 1(a)]. As schematically illustrated in Fig. 1(c) the light (mode a) couples to electronic transitions (Pauli operator σ), vibrational $\{Q\}$, phononic $\{q_k\}$ and optical $\{a\}$ degrees of freedom as well as decay processes indicated by wavy lines (spontaneous emission rate γ , cavity decay rate κ , phonon decay rate γ_k^{ph}).

action) leading to a process of irreversible vibrational relaxation. We find that linear phonon-vibron couplings can already lead to irreversible vibrational relaxation involving both single- and multi-phonon processes; moreover such dynamics can be either Markovian and non-Markovian depending on the relation between the vibrational frequency and the maximum phonon frequency. For closely spaced molecules the same formalism allows for the derivation of collective relaxation dynamics exhibiting effects similar to super/subradiance in radiative dense quantum emitter systems. For optically driven molecules we find scaling laws for the Franck-Condon and Debye-Waller factors with coupling strengths and temperature and show that even at high temperature the vibronic and electron-phonon couplings do not lead to a dephasing dynamics, i.e. the zero-phonon line is mainly lifetime-limited in the linear coupling model. Following a quantum Langevin equations approach we derive absorption spectra for coherently driven molecules under the influence of vibronic and phononic couplings as well as thermal and finite-size effects. For molecular polaritonic systems in cavity settings we derive transmission functions showing the reduction of the vacuum Rabi splitting with increasing vibronic and phononic coupling, as well as phononic signatures in the Purcell regime. The effect of temperature onto the asymmetry of cavity polaritons is quantified by deriving effective rate equations for the polariton cross-talk dynamics.

II. MODEL

We consider one molecule (later we extend to more than one) embedded in a bulk medium comprised of N unit cells. The electronic degrees of freedom of the molecules are denoted by states $|g\rangle$ and $|e\rangle$ (ground at zero energy and excited at ω_0 - we set \hbar to unity) and corresponding lowering operator $\sigma = |g\rangle\langle e|$. We assume only a pair of ground and excited potential landscapes with identical curvature along the nuclear coordinate and make the harmonic assumption where the motion of the nuclei can be approximated by a harmonic vibration with frequency ν quantified by bosonic operators b and b^\dagger satisfying the usual bosonic commutation relations $[b, b^\dagger] = 1$.

From the mismatch of the minima of the two landscapes one obtains a vibronic coupling quantified by a dimensionless factor λ (the square root of the Huang-Rhys parameter) and described by a standard Holstein-Hamiltonian [61]

$$H_{\text{el-vib}} = -\lambda\nu\sqrt{2}\sigma^\dagger\sigma Q, \quad (1)$$

where $Q = (b + b^\dagger)/\sqrt{2}$ is the dimensionless position operator of the vibronic degree of freedom (the momentum quadrature is given by $P = i(b^\dagger - b)/\sqrt{2}$). The Holstein coupling also leads to a shift of the electronic excited state energy $\omega_0 + \lambda^2\nu$, which is removed by the diagonalizing polaron transformation $\mathcal{U}_{\text{el-vib}}$. The polaron transformation $\mathcal{U}_{\text{el-vib}} = e^{i\sqrt{2}\lambda P\sigma^\dagger\sigma} = |g\rangle\langle g| + \mathcal{B}^\dagger|e\rangle\langle e|$ can be seen

as a conditional displacement affecting only the excited state, where $\mathcal{B}^\dagger = e^{i\sqrt{2}\lambda P}$ is the inverse displacement operator for the molecular vibration: $\mathcal{B}^\dagger |0_\nu\rangle = |-\lambda\rangle$. We will assume that the vibration thermalizes with the environment (via the mechanism of vibration-phonon coupling described below) at temperature T and achieves a steady state thermal occupancy $\bar{n} = [\exp(\nu/(k_B T)) - 1]^{-1}$. The electronic transition is coupled to the quantum electromagnetic vacuum which opens a radiative decay channel with collapse operator σ via spontaneous emission at rate γ . For a general collapse operator \mathcal{O} with rate $\gamma_{\mathcal{O}}$ we model the dissipative dynamics via a Lindblad term $\mathcal{L}_{\mathcal{O}}[\rho] = \gamma_{\mathcal{O}} \{2\mathcal{O}\rho\mathcal{O}^\dagger - \rho\mathcal{O}^\dagger\mathcal{O} - \mathcal{O}^\dagger\mathcal{O}\rho\}$ applied as a superoperator to the density operator ρ of the system. The vibronic coupling leads to the presence of Stokes lines in emission and to a mismatch between the molecular emission and absorption profiles. Following the stochastic quantum evolution of the polaron operator (vibrationally-dressed Pauli operator for the electronic transition) analytical solutions for the absorption and emission spectra of the molecule in the presence of vibrons can be derived [29].

In addition to the coupling to internal vibrations of its nuclei, the electronic transition is also modified owing to the coupling to the delocalized phonon modes of the crystal. We describe the bulk modes as a bath of independent harmonic oscillators with bosonic operators c_k and c_k^\dagger and frequencies ω_k where k runs from 1 to N . The electron-phonon coupling (see Supplementary Material for derivations) can then be casted in the same Holstein form as for the vibration

$$H_{\text{el-phon}} = - \sum_k \lambda_k \omega_k \sqrt{2} \sigma^\dagger \sigma q_k, \quad (2)$$

where the displacement operators refer to each individual collective phonon mode $q_k = (c_k + c_k^\dagger)/\sqrt{2}$ (the momentum operator is given by $p_k = i(c_k^\dagger - c_k)/\sqrt{2}$). The coupling factors λ_k depend on the specifics of the molecule and the bulk crystal. We particularize our general derivation to the simplified case of a diatomic molecule embedded in a one-dimensional atomic crystal. Similar to the electron-vibron case, the electron-phonon interaction can be diagonalized by means of a polaron transformation $\mathcal{U}_{\text{el-phon}} = |g\rangle\langle g| + \mathcal{D}^\dagger |e\rangle\langle e|$. This is now a collective transformation for all phonon modes where $\mathcal{D}^\dagger = \prod_k \mathcal{D}_k^\dagger = e^{\sum_k i\sqrt{2}\lambda_k p_k}$ is the product of all phonon mode displacement operators. We will assume that the bulk is kept at constant temperature and is always in thermal equilibrium where the individual mode thermal average occupancies are $\bar{n}_k = [\exp(\omega_k/(k_B T)) - 1]^{-1}$. The coupling to the phonons gives rise to a multitude of sidebands in the absorption and emission spectra which bunch together into a phonon wing becoming important especially at higher temperatures.

The phonons also affect the dynamics of the vibrational mode. Modifications of the bond length associated with the molecular vibration leads to a push of the surrounding crystal (and vice versa) and a displacement-displacement

coupling emerges

$$H_{\text{vib-phon}} = - \sum_k \alpha_k q_k Q, \quad (3)$$

with coupling coefficients α_k explicitly derived in the Supplementary Material. In the limit of large bulk media this Hamiltonian can lead to an effective irreversible dynamics, i.e. a vibrational relaxation effect. This is the Caldeira-Leggett model widely treated in the literature as it leads to a very non-trivial master equation evolution which cannot be expressed in Lindblad form and is cumbersome to solve analytically [62–64]. To circumvent this, we will treat this at the level of Langevin equations and under the concrete conditions imposed by the one-dimensional situation considered here. We are then in the position to identify Markovian versus non-Markovian regimes of vibrational relaxation conditioned on the phonon spectrum, namely on the maximum phonon frequency of the system ω_{max} . We can additionally account for finite phonon lifetime by including a decay rate γ_k^{ph} for each phonon mode.

To perform molecular spectroscopy we add a laser drive modeled as $H_\ell = i\eta_\ell (\sigma^\dagger e^{-i\omega_\ell t} - \sigma e^{i\omega_\ell t})$ for direct illumination of the molecule with amplitude η_ℓ . To treat aspects of molecular polaritonics we describe the dynamics of a hybrid light-matter platform by adding the coupling of a confined optical mode at frequency ω_c to the electronic transition resonance via a Jaynes-Cummings interaction

$$H_{\text{JC}} = g(a\sigma^\dagger + \sigma a^\dagger). \quad (4)$$

The bosonic operator a satisfies the commutation relation $[a, a^\dagger] = 1$ and the coupling is given by $g = [d_{\text{eg}}^2 \omega_c / (2\epsilon_0 V)]^{1/2}$ where d_{eg} is the electronic transition dipole moment and V is the quantization volume (ϵ_0 - vacuum permittivity). Spectroscopy of the cavity-molecule system can be done by adding a cavity pump $H_\ell = i\eta_c (a^\dagger e^{-i\omega_\ell t} - a e^{i\omega_\ell t})$ with amplitude η_c . The cavity loss is modeled as a Lindblad process with collapse operator a and rate κ . In standard cavity QED, depending on the magnitude of the coherent exchange rate g to the loss terms κ and γ one can progressively advance from a strong cooperativity Purcell regime (where the decay rate of the emitter is strongly modified by the cavity) to a strong coupling regime where polaritons emerge. We will mainly focus on analytically deriving the effect of electron-vibron and electron-phonon couplings at finite temperatures onto the emergence of the strong coupling regime characterized by a splitting in the transmission spectrum of the cavity output field, as well as onto the transmission in the Purcell regime.

III. VIBRATIONAL RELAXATION

A decay path for the molecular vibrational degree of freedom stems from its coupling to the bath of phonon modes supported by the bulk. While it is generally agreed that nonlinear vibron-phonon couplings have an important contribution to the vibrational relaxation process,

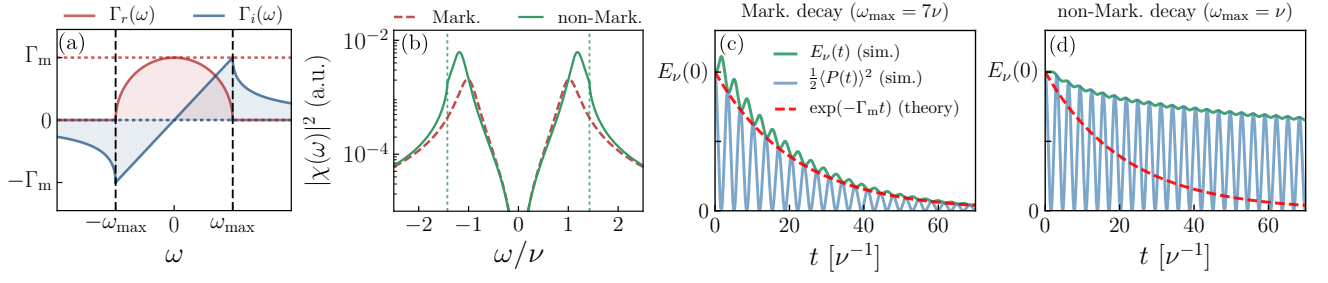


FIG. 2. *Markovian vs. non-Markovian vibrational relaxation.* (a) Real and imaginary part of the frequency-dependent non-Markovian response function $\Gamma(\omega)$. The dotted horizontal lines $\Gamma_r(\omega) = \Gamma_m$ and $\Gamma_i(\omega) = 0$ show the Markovian limit $\omega_{\max} \rightarrow \infty$. (b) Logarithmic plot of the mechanical susceptibility $|\chi(\omega)|^2$ in the Markovian regime $\omega_{\max} \gg \nu$ (dashed curve) and for a finite cutoff $\omega_{\max} = 1.4\nu$ (solid curve). In the latter case the cutoff at $\pm\omega_{\max}$ is indicated by the vertical dotted lines. (c) Relaxation of average vibrational energy $E_\nu(t)$ for $N = 500$ phonon modes (simulation of classical equations of motion) in the Markovian limit $\omega_{\max} = 7\nu$ for $\Gamma_m = \nu/20$ and comparison with Brownian motion theory (red dashed curve). (d) Vibrational relaxation for identical Γ_m but in the non-Markovian regime $\omega_{\max} = \nu$. Exponential decay with Γ_m (dashed red curve) then fails to predict the behavior. In both cases we assumed a finite phonon lifetime with constant Q -factor $Q = \omega_k/\gamma_k^{\text{ph}} = 50$.

especially in the higher temperature regime [65], we restrict our treatment here to a coupling in the bilinear form of Eq. (3). To understand the physical picture, we first show that in perturbation theory the bilinear Hamiltonian leads to a competition between fundamental processes involving the decay of a vibrational quantum into superpositions of either single phonon states or many phonons adding together in energy to the initial vibrational state energy. Afterwards we proceed by writing a set of coupled deterministic equations of motion for the vibrational quadratures $\{Q, P\}$ and the collective normal modes of vibrations of the crystal $\{q_k, p_k\}$ that allows for the elimination of the phonon degrees of freedom and the derivation of an effective Brownian noise stochastic evolution model for vibrations. We illustrate regimes of Markovian versus non-Markovian dynamics and show that an equivalent approach tailored to two molecules can lead to collective vibrational relaxation strongly dependent on the molecule-molecule separation.

A. Fundamental vibron-phonon processes

To understand the fundamental processes, let us consider an initial state containing a single vibrational quantum $|1_\nu, \text{vac}_{\text{ph}}\rangle$ evolving according to the vibron-phonon bilinear Hamiltonian of Eq. (3). We aim to follow the fundamental processes leading to the energy of the vibration being deposited in superpositions of single phonon states or multi-phonon states. We start by moving into the interaction picture by removing the free energy with $U = e^{iH_0 t}$ with the free Hamiltonian $H_0 = \nu b^\dagger b + \sum_{k=1}^N \omega_k c_k^\dagger c_k$: the time-dependent interaction picture Hamiltonian becomes

$$\tilde{H} = - \sum_{k=1}^N \alpha_k (e^{-i\nu t} b + e^{i\nu t} b^\dagger) (e^{-i\omega_k t} c_k + e^{i\omega_k t} c_k^\dagger). \quad (5)$$

The formal solution of the Schrödinger equation can then be written as a Dyson series $|\phi(t)\rangle =$

$\mathcal{T} e^{-i \int_0^t d\tau \tilde{H}(\tau)} |1_\nu, \text{vac}_{\text{ph}}\rangle$. We can proceed by evaluating the first order term in the series which leads to (see Supplementary Material for details) resonant scattering into single phonon states $|0_\nu, 1_k\rangle$ with $\omega_k = \nu$ at perturbative rate $\alpha_k t$ and off-resonant scattering with probability inversely proportional to the detuning $\omega_k - \nu$ into states $|0_\nu, 1_k\rangle$ with $\omega_k \neq \nu$. Notice that in the case where $\nu > \omega_{\max}$ only off-resonant transitions are possible. In addition, the next order of perturbation theory leads to multi-phonon processes where resonant transitions are possible to states containing three phonons $|0_\nu, 1_{j_1}, 1_{j_2}, 1_{j_3}\rangle$. The resonance condition is that $\omega_{j_1} + \omega_{j_2} + \omega_{j_3} = \nu$ for $j_1 \neq j_2 \neq j_3$ and its amplitude is a sum over terms $\alpha_{j_1} \alpha_{j_2} \alpha_{j_3} t / (\omega_{j_2} + \omega_{j_3})(\omega_{j_3} - \nu)$. These terms are small with respect to the resonances starting in the first order in the case where $\nu \leq \omega_{\max}$ and in total are comparable to the single phonon scattering off-resonant terms.

B. Effective Brownian noise model

Formal elimination of the phonon modes (see Supplementary Material for details) leads to an effective Brownian motion equation for the momentum of the vibrational mode

$$\dot{P} = -\tilde{\nu} Q - \Gamma * P + \xi, \quad (6)$$

(while the displacement follows the unmodified equation $\dot{Q} = \nu P$). The effect of the phonon bath is two-fold: i) it can shift the vibrational frequency to $\tilde{\nu} = \nu - \nu_s$ while ii) it leads to a generally non-Markovian decay kernel expressed as a convolution $\Gamma * P = \int_0^\infty dt' \Gamma(t-t') P(t')$. For the particular case considered in the Supplementary Material the phonon-induced frequency shift is expressed as

$$\nu_s = \nu \frac{(\Delta k)^2}{2k_0 k_M}, \quad (7)$$

with k_0 the spring constant of the bulk, k_M the spring constant of the molecule and Δk is a measure for the coupling of the molecule's relative motion to the bulk. For a discrete system the expression for the damping kernel $\Gamma(t) = \sum_k \alpha_k^2 \nu / \omega_k \cos(\omega_k t) \Theta(t)$ involves a sum over all phonon modes which can be turned into the following expression in the continuum limit ($N \rightarrow \infty$)

$$\Gamma(t - t') = \Gamma_m \frac{J_1(\omega_{\max}|t - t'|)}{|t - t'|} \Theta(t - t'). \quad (8)$$

Above $J_n(x)$ denotes the n -th order Bessel function of first kind, $\Theta(t)$ the Heaviside function and $\Gamma_m = 2\nu\nu_s/\omega_{\max}$ is the decay rate in the Markovian limit. A similar expression is known from the Rubin model [66], where one considers the damping of a single mass defect in a 1D monoatomic crystal. The zero-average Langevin noise term ξ is determined by the initial conditions of the bath and can be expressed in discrete form as $\xi(t) = \sum_k \alpha_k (q_k(0) \cos(\omega_k t) + p_k(0) \sin(\omega_k t))$. We can treat Eq. (6) more easily in the Fourier space where the convolution becomes a product

$$-i\omega P(\omega) = -\tilde{\nu}Q(\omega) - \Gamma(\omega)P(\omega) + \xi(\omega), \quad (9)$$

and the Fourier transform of the non-Markovian decay kernel $\Gamma(\omega)$ generally contains a real and imaginary part $\Gamma(\omega) = \Gamma_r(\omega) + i\Gamma_i(\omega)$. Fig. 2(a) shows a plot of $\Gamma_r(\omega)$ and $\Gamma_i(\omega)$ where we can interpret the imaginary part as a frequency shift which is largest around $\omega = \pm\omega_{\max}$. Together with the transformed equation for the position quadrature $-i\omega Q(\omega) = \nu P(\omega)$ we then obtain an algebraic set of equations which allows us to calculate any kind of correlations for the molecular vibration, both in time and frequency domain as needed later on for computing the optical response of the molecule.

C. Markovian versus non-Markovian regimes

The Markovian limit is achieved when the vibrational frequency lies well within the phonon spectrum $\omega_{\max} \gg \nu$ and $\Gamma(\omega)$ becomes flat in frequency space: $\Gamma(\omega) = \Gamma_m$. In this case the memory kernel tends to a δ -function: $\Gamma(t) = 2\Gamma_m \delta(t) \Theta(t)$ (with the convention $\Theta(0) = 1/2$). In the continuum limit the correlations at different times are

$$\langle \xi(t) \xi(t') \rangle = \frac{1}{2\pi} \int_{-\infty}^{\infty} d\omega e^{-i\omega(t-t')} S_{\text{th}}(\omega), \quad (10)$$

where the noise spectrum is expressed similarly to the case of a standard thermal spectrum for a harmonic oscillator in thermal equilibrium $S_{\text{th}}(\omega) = \Gamma_r(\omega) \omega / \nu [\coth(\beta\omega/2) + 1]$ with inverse temperature $\beta = (k_B T)^{-1}$. The difference lies in the frequency-dependence of the real part of the decay rate function

$$\Gamma_r(\omega) = \Gamma_m \frac{\sqrt{\omega_{\max}^2 - \omega^2}}{\omega_{\max}} \Theta(\omega_{\max} - \omega) \Theta(\omega_{\max} + \omega), \quad (11)$$

where the Heaviside functions $\Theta(x)$ provide a natural cutoff of the spectrum at $\pm\omega_{\max}$. While in the time domain the noise is only δ -correlated in the limit of high temperature and $\omega_{\max} \rightarrow \infty$, the noise is always δ -correlated (yet colored) in frequency domain $\langle \xi(\omega) \xi(\omega') \rangle = S_{\text{th}}(\omega) \delta(\omega + \omega')$. This property is helpful in analytically estimating absorption and emission spectra of molecules undergoing non-Markovian vibrational relaxation. In frequency space, the response of the vibron to the noise of the phonon bath is characterized by the susceptibility $\chi(\omega)$ with $P(\omega) = \chi(\omega) \xi(\omega)$ and $\chi(\omega) = -i\omega [\nu^2 - \omega^2 - i\Gamma(\omega)\omega]^{-1}$ (for simplicity we assumed $\tilde{\nu} \approx \nu$). In Fig. 2(b) we plot $|\chi(\omega)|^2$ for the two cases $\omega_{\max} \gg \nu$ (Markovian limit) and $\omega_{\max} \approx \nu$ (non-Markovian regime) for identical Γ_m . While in the Markovian regime the susceptibility has two approximately Lorentzian sidebands with linewidth Γ_m centered around $\pm\nu$, the finite frequency cutoff in the non-Markovian case leads to an unconventional lineshape with reduced linewidth and slight frequency shift. In the time domain, we can simulate the microscopic classical equations of motion for a large number of phonon modes and compare the results to the standard Markovian limit obtained from Brownian motion theory. This is illustrated in Figs. 2(c) and (d) where we simulate the average energy of the vibrational mode $E_\nu(t) = \frac{1}{2}(\langle P(t) \rangle^2 + \langle Q(t) \rangle^2)$ interacting with $N = 500$ phonon modes in the Markovian and non-Markovian regime, respectively. While in the Markovian regime [Fig. 2(c)] one obtains exponential decay with Γ_m , in the non-Markovian case [Fig. 2(d)] one obtains a slower decay (for identical Γ_m) which cannot be described by an exponential function (the function does not decay to zero for long times).

Let us now provide a result on the two-time correlation function of the momentum quadrature which will be required later in the calculation of molecular spectra in section IV. The time domain correlations can be easily computed from the thermal spectrum convoluted with the modified mechanical susceptibility in the Fourier domain

$$\langle P(t) P(t') \rangle = \frac{1}{2\pi} \int_{-\infty}^{\infty} d\omega e^{-i\omega(t-t')} |\chi(\omega)|^2 S_{\text{th}}(\omega), \quad (12)$$

which includes the non-Markovian regime. At low temperatures $\beta^{-1} \ll \nu$ the sideband at $-\nu$ is suppressed and the thermal spectrum can be approximated as $S_{\text{th}}(\omega) = [2\Gamma_r(\omega)\omega/\nu] \Theta(\omega)$.

D. Collective vibrational effects

A collection of impurity molecules sitting close to each other within the same crystal will see the same phonon bath and therefore can undergo a collective vibrational relaxation process. This is similar to the phenomenon of subradiance/superradiance of quantum emitters commonly coupled to an electromagnetic environment where the rate of photon emission from the whole system can be

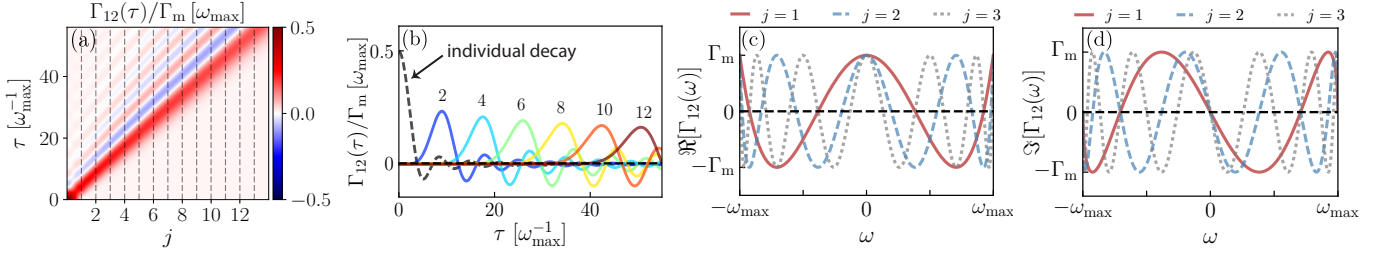


FIG. 3. *Collective vibrational effects.* (a) Collective interaction kernel $\Gamma_{12}(\tau) = \Gamma_{21}(\tau)$ as a function of time delay τ and separation j . In the crystal, only integer values of j are permitted (dashed vertical lines). (b) Comparison between individual decay (dashed curve, assuming two identical molecules $\Gamma_1(\tau) = \Gamma_2(\tau)$) and collective interaction for increasing distance j (as indicated by the numbers above the curves). (c) Real and (d) imaginary part of $\Gamma_{12}(\omega)$ between $-\omega_{\max}$ and $+\omega_{\max}$ for $j = 1$ (solid), 2 (dashed), 3 (dotted).

smaller or larger than the one of the individual separated emitters. In order to elucidate this aspect, we follow the approach sketched above, i.e. we eliminate the phonon modes to obtain a set of coupled Langevin equations for two molecules situated $2j$ sites apart from each other:

$$\dot{P}_1 = -\tilde{\nu}_1 Q_1 - \Omega Q_2 - \Gamma_1 * P_1 - \Gamma_{12} * P_2 + \xi_1, \quad (13a)$$

$$\dot{P}_2 = -\tilde{\nu}_2 Q_2 - \Omega Q_1 - \Gamma_2 * P_2 - \Gamma_{21} * P_1 + \xi_2. \quad (13b)$$

The mutually induced (small) energy shift $\Omega = \sum_k \alpha_{k,1} \alpha_{k,2} / \omega_k$ and the mutual damping kernels $\Gamma_{12} = \nu_2 \sum_k \alpha_{k,1} \alpha_{k,2} / \omega_k \cos(\omega_k t) \Theta(t)$ and $\Gamma_{21} = \nu_1 \sum_k \alpha_{k,1} \alpha_{k,2} / \omega_k \cos(\omega_k t) \Theta(t)$ are strongly dependent on the intermolecular separation $2j$ (see Appendix for full expression), whereas the individual decay terms Γ_1 and Γ_2 are given by the expression derived in the previous section. Importantly, now also the noise terms ξ_1 and ξ_2 are not independent of each other but correlated according to a separation-dependent expression specified in the Supplementary Material. In the continuum limit $N \rightarrow \infty$ the collective interaction kernels can be approximated with the aid of higher-order Bessel functions (assuming identical molecules $\nu_1 = \nu_2$ and consequently $\Gamma_{12}(t) = \Gamma_{21}(t)$):

$$\Gamma_{12}(t - t') = \Gamma_m \frac{4j J_{4j}(\omega_{\max} |t - t'|) \Theta(t - t')}{|t - t'|}. \quad (14)$$

In Fig. 3(a) we plot the collective decay kernel as a function of time and intermolecular separations $2j$. In contrast to the individual decay, the collective effects do not occur instantaneously but in a time-delayed fashion [cf. Fig 3(b)]. We can interpret the collective interaction as an exchange of phonon wavepackets between the two molecules, where the wavepackets are traveling with the group velocity $v_g = d\omega/dq$ of the crystal (lattice constant a) at a maximum speed $v_g^{\max} \approx a\omega_{\max}/2$ (the high frequency components towards the band edge are slower). This leads to an approximate time of $\tau = 4j\omega_{\max}^{-1}$ for the wavepacket to propagate from one molecule to the other.

The collective interaction will also lead to a modification of the vibrational lifetimes of the molecules which we want to describe in the following. To this end, one can again proceed with a Fourier analysis of Eqs. (13). The

expression for the non-Markovian collective interaction kernel in frequency space (between $-\omega_{\max}$ and $+\omega_{\max}$) reads

$$\Gamma_{12}(\omega) = i\Gamma_m U_{4j-1} \left(\frac{\omega}{\omega_{\max}} \right) \frac{\sqrt{\omega_{\max}^2 - \omega^2}}{\omega_{\max}} + \Gamma_m T_{4j} \left(\frac{\omega}{\omega_{\max}} \right), \quad (15)$$

where we introduced the Chebychev polynomials of first (T_n) and second kind (U_n). We are interested in the real part of the above expression which will give rise to a collectively-induced modification of the vibrational lifetime while the imaginary part corresponds again to a frequency shift. In Figs. 3(c) and (d) we plot the real and imaginary parts of $\Gamma_{12}(\omega)$ for small distances j , respectively.

In the Markovian limit $\omega_{\max} \gg \nu$ everything becomes flat in frequency space and one can approximate $\Gamma_{12}(\omega) = \Gamma_{12}(0) = \Gamma_m$ and consequently $(\Gamma_{12} * P_i) \approx \Gamma_m P_i$ with $i = \{1, 2\}$. A diagonalization can be performed by moving into collective quadratures $P_+ = P_1 + P_2$ and $P_- = P_1 - P_2$ (and identically for the positions) for which the equations of motion decouple

$$\dot{P}_+ \approx -(\tilde{\nu} + \Omega) Q_+ - 2\Gamma_m P_+ + \xi_1 + \xi_2, \quad (16a)$$

$$\dot{P}_- \approx -(\tilde{\nu} - \Omega) Q_- + \xi_1 - \xi_2. \quad (16b)$$

While one of the collective modes undergoes relaxation at an increased rate $2\Gamma_m$ the orthogonal collective mode can be eventually decoupled from the phononic environment. Of course, as the derivation we have performed is restricted to one-dimensional crystals, it would be interesting to explore this effect in three dimensional scenarios where both longitudinal and transverse phonon modes have to be considered together with effects stemming from the molecular orientation as well as the influence of anharmonic potentials.

IV. MOLECULAR SPECTROSCOPY

Let us now consider a molecule driven by a coherent light field. We will make use of and extend the

formalism used in Ref. [29] to compare the effect of Markovian versus non-Markovian vibrational relaxation, phonon imprint on spectra and temperature effects. To derive the absorption profile of a laser-driven molecule one can compute the steady-state excited state population $\mathcal{P}_e = \langle \sigma^\dagger \sigma \rangle = \eta_\ell [\langle \sigma \rangle + \langle \sigma \rangle^*] / 2\gamma$. The average dipole moment in steady state can formally be written as (assuming weak driving conditions $\eta_\ell \ll \gamma$):

$$\langle \sigma \rangle = \eta_\ell \int_{-\infty}^t dt' e^{-[\gamma - i(\omega_\ell - \omega_0)](t-t')} \langle \mathcal{B}(t) \mathcal{B}^\dagger(t') \rangle. \quad (17)$$

The important quantity to be estimated is the correlation function for the displacement operators of the molecular vibration $\langle \mathcal{B}(t) \mathcal{B}^\dagger(t') \rangle$ which is fully characterized by the Huang-Rhys factor λ^2 and the second-order momentum correlation functions:

$$\langle \mathcal{B}(t) \mathcal{B}^\dagger(t') \rangle = e^{-2\lambda^2(\langle P^2 \rangle - \langle P(t)P(t') \rangle)}. \quad (18)$$

The stationary correlation $\langle P^2 \rangle = 1/2 + \bar{n}$ includes the temperature of the environment and does not depend on the details of the decay process. The two-time correlations $\langle P(t)P(t') \rangle$ (and consequently the vibrational linewidths of the resulting optical spectrum) are crucially determined by the details of the dissipation model. In order to capture the non-Markovian character of the vibrational relaxation we extend the method used in Ref. [29] by computing correlations in the Fourier domain and then transforming to the time domain.

A. Molecular spectroscopy in the non-Markovian vibrational relaxation regime

Let us first consider the imprint of the particularities of the vibrational relaxation process onto the absorption and emission spectra when molecule-light interactions are taken into account. For the calculation of the momentum correlation function $\langle P(t)P(t') \rangle$ one has to evaluate the integral in Eq. (12), where the susceptibility weighted by the thermal spectrum is given by the general expression

$$|\chi(\omega)|^2 S_{\text{th}}(\omega) = \frac{\Gamma_r(\omega) \omega^3 \left[\coth(\frac{\beta\omega}{2}) + 1 \right] / \nu}{(\nu^2 - \omega^2 + \Gamma_i(\omega)\omega)^2 + \Gamma_r(\omega)^2 \omega^2}, \quad (19)$$

with $\Gamma_i(\omega) = \Gamma_m \omega / \omega_{\text{max}}$ between $-\omega_{\text{max}}$ and $+\omega_{\text{max}}$. As discussed in the previous section, the real part of $\Gamma(\omega)$ determines the decay rate while the imaginary part leads to a frequency shift. Generally, performing the integral over the expression in Eq. (19) is difficult since the line shapes can be very far from simple Lorentzians. However, assuming a good oscillator $\Gamma_m \ll \nu$ and consequently a sharply peaked susceptibility that only picks frequencies around the vibrational resonance, we can obtain an effective modified frequency ν' and decay rate Γ' in the non-Markovian regime (however assuming $\omega_{\text{max}} > \nu$) with $\nu' = [\nu^2 + \Gamma_i(\nu)\nu]^{1/2}$ and $\Gamma' = \Gamma_r(\nu')$. By expanding Eq. (19) around the poles of the denominator

$\omega = \pm\nu' + \delta$ and assuming $|\delta| \ll |\nu'|$ one can then calculate the temperature-dependent momentum correlation function in the non-Markovian regime:

$$\langle P(t)P(t') \rangle = \left[\left(\bar{n} + \frac{1}{2} \right) \cos(\nu'\tau) - \frac{i}{2} \sin(\nu'\tau) \right] e^{-\frac{\Gamma'}{2}|\tau|}, \quad (20)$$

a with time delay $\tau = t - t'$. This allows for an analytical evaluation of the integral in Eq. (17) (for detailed calculation see Supplementary Material) and leads to a steady-state excited state population of

$$\frac{\mathcal{P}_e}{\eta_\ell^2} = \sum_{n=0}^{\infty} \sum_{l=0}^n \frac{L(n)B(n,l) \left(\gamma + n\frac{\Gamma'}{2} \right) / \gamma}{(\gamma + n\frac{\Gamma'}{2})^2 + [(\omega_\ell - \omega_0) - (n-2l)\nu']^2}, \quad (21)$$

where we introduced $L(n) = e^{-\lambda^2(1+2\bar{n})} \frac{\lambda^{2n}}{n!}$ and $B(n,l) = \binom{n}{l} (\bar{n}+1)^{n-l} \bar{n}^l$. One can immediately obtain the result for the Markovian limit by replacing $\nu' \rightarrow \nu$ and $\Gamma' \rightarrow \Gamma_m$. Figures 4(a),(b) show a comparison between the momentum correlation function and the resulting steady-state population (normalized by the steady-state population of a resonantly driven two-level system $\mathcal{P}_0 = \eta_\ell^2 / \gamma^2$) in the Markovian and non-Markovian regime (for fixed Γ_m). We can see that non-Markovianity leads to modified spectral positions and linewidths of the vibronic sidebands while the zero-phonon line (ZPL) is not affected by the dissipation process. The denominator of Eq. (21) contains a sum over Lorentzians with a series of blue-shifted

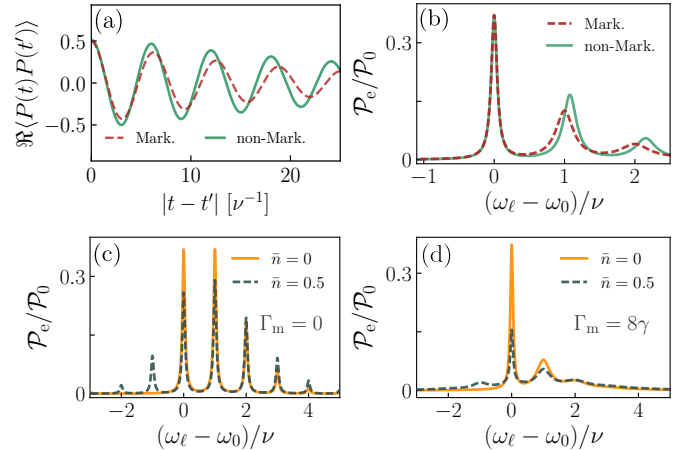


FIG. 4. *Molecular spectroscopy.* (a) Real part of the correlation function $\langle P(t)P(t') \rangle$ for Markovian decay (dashed) versus non-Markovian decay (solid, cutoff at $\omega_{\text{max}} = 1.3\nu$) for $\Gamma_m = 0.1\nu$ and at zero temperature $\bar{n} = 0$. (b) Comparison between the resulting absorption spectra (steady state population \mathcal{P}_e normalized by steady-state population of resonantly driven two-level system \mathcal{P}_0) in the Markovian and non-Markovian regimes for the same parameters as in (a) and $\lambda = 1$, $\gamma = \Gamma_m/4$. (c) Effect of thermal occupation \bar{n} on absorption spectra ($\lambda = 1$) without vibrational relaxation $\Gamma_m = 0$ and (d) including vibrational relaxation $\Gamma_m = 8\gamma$ (assuming Markovian decay).

lines with index n arising from the electron-vibration interaction which are weighted by a Poissonian distribution. Thermal occupation of the vibrational states can counteract this effect however by leading to red-shifted lines in absorption [see Figure 4(c)] with index l and weighted by a binomial distribution. However, as shown in Figure 4(d), for large nonradiative decay $\Gamma_m \gg \gamma$ the sidebands will be suppressed and absorption and emission of the molecule will mostly occur on the zero-phonon line transitions $|g, m_\nu\rangle \leftrightarrow |e, m_\nu\rangle$. While in the case of zero temperature the zero-phonon line contribution is simply given by $n = 0$, for finite temperatures all terms with $n = 2l$ can contribute to the zero-phonon line. An important quantity is the Franck-Condon factor f_{FC} which measures the reduction of the zero-phonon line intensity due to coupling to internal vibrations and is given by the average displacement squared $f_{\text{FC}} = \langle \mathcal{B}^\dagger \rangle^2 = e^{-\lambda^2(1+2\bar{n})}$. Notably, this quantity does not depend on the vibrational relaxation of the molecule. We can rewrite Eq. (21) as a sum over just a single index for $2\lambda^2\sqrt{\bar{n}(\bar{n}+1)} \ll 1$ (see Supplementary Material for derivation) as

$$\frac{\mathcal{P}_e}{\eta_\ell^2} = \sum_{n=-\infty}^{\infty} \frac{f_{\text{FC}} \left(\frac{\bar{n}+1}{\bar{n}}\right)^{\frac{n}{2}} I_n(2\lambda^2\bar{N}) \left(\gamma + |n|\frac{\Gamma'}{2}\right) / \gamma}{(\gamma + |n|\frac{\Gamma'}{2})^2 + (\omega_\ell - \omega_0 - n\nu')^2}, \quad (22)$$

with $I_n(x)$ the *modified* Bessel functions of first kind and $\bar{N} = \sqrt{\bar{n}(\bar{n}+1)}$. This expression is similar to the result known from standard Huang-Rhys theory for emission and absorption [67] (however additionally including vibrational relaxation Γ'). The emission spectrum can be calculated from the Fourier transform of two-time correlations $\langle \sigma^\dagger(\tau)\sigma(0) \rangle$. Considering the decay of an initially excited molecule, one finds that the emission spectrum is simply given as the mirror image (with respect to the zero-phonon line) of the absorption spectrum which is why we restrict ourselves to the calculation of the absorption profile.

B. Phonon imprint on spectra

So far we have considered the phonons only as a bath that can provide vibrational relaxation for the molecule and have neglected the effect of electron-phonon coupling. However in experiments this can become a dominant mechanism at larger temperatures where all acoustic and optical phonon modes are thermally activated (> 50 K) and the probability of a zero-phonon line transition becomes close to zero. To include electron-phonon coupling, the expression for the dipole moment has to account for the displacement of the excited state caused by the phonons

$$\langle \sigma \rangle = \eta_\ell \int_{-\infty}^t dt' e^{-[\gamma - i(\omega_\ell - \tilde{\omega}_0)](t-t')} \langle \mathcal{B}(t) \mathcal{B}^\dagger(t') \rangle \langle \mathcal{D}(t) \mathcal{D}^\dagger(t') \rangle, \quad (23)$$

where the coupling to the phonons additionally leads to a renormalization of the electronic transition frequency $\tilde{\omega}_0 = \omega_0 - \sum_k \lambda_k^2 \omega_k$ (polaron shift). Since we assume phonon modes to be independent of each other, the displacement correlation function for the phonons can be factorized $\langle \mathcal{D}(t) \mathcal{D}^\dagger(t') \rangle = \prod_k \langle \mathcal{D}_k(t) \mathcal{D}_k^\dagger(t') \rangle$ and the correlation for each single mode is given by $\langle \mathcal{D}_k(t) \mathcal{D}_k^\dagger(t') \rangle = e^{2\lambda_k^2(\langle p_k^2 \rangle - \langle p_k(t)p_k(t') \rangle)}$. When replacing the sum over k in the exponent in with an integral over ω in the continuum limit this gives (neglecting phonon decay as it will not influence the spectra in the continuum limit):

$$\langle \mathcal{D}(t) \mathcal{D}^\dagger(t') \rangle = e^{\int_0^\infty d\omega \frac{J(\omega)}{\omega^2} [\coth(\frac{\beta\omega}{2}) (\cos(\omega\tau) - 1) - i \sin(\omega\tau)]}, \quad (24)$$

where we introduced the spectral density of the electron-phonon coupling $J(\omega) = \sum_k |\lambda_k \omega_k|^2 \delta(\omega - \omega_k) = n(\omega) \lambda(\omega)^2 \omega^2$ with $n(\omega)$ the density of states. In the one-dimensional derivation considered here we obtain

$$J^{1D}(\omega) = \lambda_{\text{e-ph}}^{1D} \cdot \omega \frac{\sqrt{\omega_{\text{max}}^2 - \omega^2}}{\omega_{\text{max}}} \Theta(\omega_{\text{max}} - \omega). \quad (25)$$

The electron-phonon coupling constant $\lambda_{\text{e-ph}}^{1D}$ is derived in the Supplementary Material and depends, among other things, on the displacement of the crystal atoms upon excitation of the molecule as well as on the spring constants between the molecule's atoms and the neighboring crystal atoms. Again, the cutoff at ω_{max} arises naturally from the dispersion of the crystal. In the continuum limit considered here, this spectral density would lead to a divergence of the integral in Eq. (24) due to the high density of low-frequency phonons, which is a well known problem for 1D crystals [68, 69]. This issue can be resolved by considering only a finite-sized 1D crystal with a minimum phonon frequency $\omega_{\text{min}} > 0$. However one can instead also consider a spectral density stemming from a 3D density of states:

$$J^{3D}(\omega) = \lambda_{\text{e-ph}}^{3D} \cdot \omega^3 \frac{\sqrt{\omega_{\text{max}}^2 - \omega^2}}{\omega_{\text{max}}} \Theta(\omega_{\text{max}} - \omega), \quad (26)$$

where the electron-phonon coupling constant $\lambda_{\text{e-ph}}^{3D}$ now has units [s^2]. In Figs. 5(a) and (b) we plot the resulting absorption spectrum of the zero-phonon line for a 1D and 3D density of states which shows a phonon wing with exact shape determined by the spectral density $J(\omega)$. While in the continuum case, analytical expressions for the integral in Eq. (24) are difficult to obtain, we can express the absorption spectrum of the zero-phonon line including phonon sideband in terms of discrete lines as

$$\frac{\mathcal{P}_e}{\eta_\ell^2} = \sum_{\{n_k\}} \sum_{\{l_k\}} \frac{\prod_{k=1}^N L_k(n_k) B_k(n_k, l_k)}{\gamma^2 + \left[\omega_\ell - \tilde{\omega}_0 - \sum_{k=1}^N (n_k - 2l_k) \omega_k\right]^2}. \quad (27)$$

Here the sum runs over all $\{n_k\} = n_1, \dots, n_N$ and $\{l_k\} = l_1, \dots, l_N$. This can be seen as a generalization of the result in Eq. (21) for many modes where

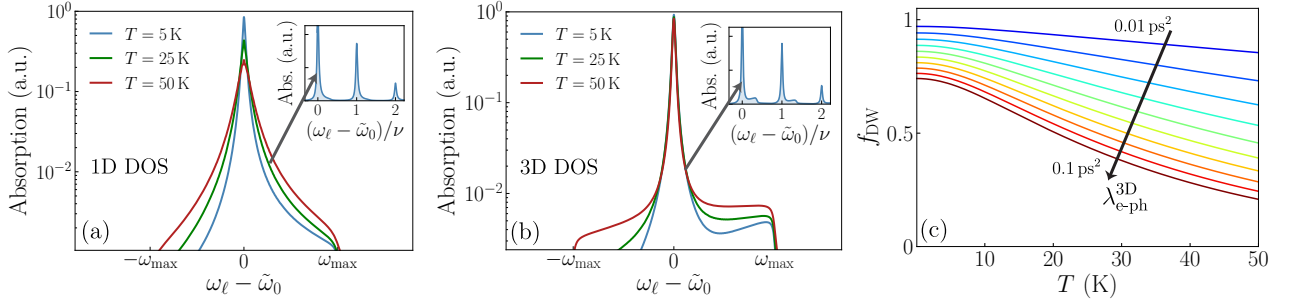


FIG. 5. *Phonon imprint on absorption.* Absorption spectrum of zero-phonon line including phonon wing (logarithmic scale) at different temperatures for (a) 1D density of states and $\lambda_{\text{e-ph}}^{\text{1D}} = 0.03$ and (b) 3D density of states and $\lambda_{\text{e-ph}}^{\text{3D}} = 0.02 \text{ ps}^2$ with $\omega_{\max} = 3 \text{ THz}$ in both cases. Insets show schematic of molecular absorption spectrum showing vibrational peaks accompanied by phonon wings. (c) Debye-Waller factor f_{DW} for a 3D density of states as a function of temperature with increasing coupling strength $\lambda_{\text{e-ph}}^{\text{3D}}$ (as indicated by arrow) in equidistant steps from $\lambda_{\text{e-ph}}^{\text{3D}} = 0.01 \text{ ps}^2$ to $\lambda_{\text{e-ph}}^{\text{3D}} = 0.1 \text{ ps}^2$ and cutoff frequency of $\omega_{\max} = 3 \text{ THz}$.

the N phonon modes are indexed by k and the function $L_k(n_k)$ accounts for the displacement of the excited state while the binomial distribution $B_k(n_k, l_k)$ accounts for the thermal occupation of each mode. As one can see in Fig. 5(a), thermal occupation of the phonons leads to red-shifted phonon sidebands in absorption and eventually to a symmetric absorption spectrum around the zero-phonon line in the limit of large temperatures. Note that here we did not explicitly include phonon decay γ_k^{ph} as it does not influence the absorption spectra in the continuum limit (the phonon peaks overlap and are not resolved). However one can easily account for finite phonon lifetime by including it in the momentum correlations $\langle p_k(t)p_k(t') \rangle = \frac{1}{2}[(1 + 2\bar{n}_k) \cos(\omega_k \tau) - i \sin(\omega_k \tau)] e^{-\gamma_k^{\text{ph}} t}$. Similarly to the Franck-Condon factor for vibrations, one can define the Debye-Waller factor $f_{\text{DW}} = \langle \mathcal{D}^\dagger \rangle^2 = e^{-\int_0^\infty d\omega J(\omega) \coth(\beta\omega/2) \omega^{-2}}$ which measures the reduction of intensity on the zero-phonon line due to scattering of light into phonons. In Fig. 5(c) we show the behavior of the Debye-Waller factor in the 3D case for different coupling strengths as a function of temperature, showing a stronger temperature-dependence for larger couplings. The total reduction of intensity on the zero-phonon line as compared to the two-level system case is then given by the product $f_{\text{FC}} \cdot f_{\text{DW}}$.

C. Dephasing

Within the model we consider, where all interactions stem from a harmonic treatment of both intramolecular and crystal motion, the zero-phonon linewidth of the electronic transitions is largely independent of temperature. In reality, to account for higher temperature effects one needs contributions quadratic in the vibrational or phononic displacements which has been theoretically pointed out and experimentally observed [70, 71]. However, even in the linear regime the fact that vibronic and electron-phonon couplings do not lead to significant

dephasing is a non-trivial result. One could e.g. expect that the Holstein-Hamiltonian for electron-phonon coupling $H_{\text{H}} = [\omega_0 - \sum_k \sqrt{2} \lambda_k \omega_k q_k] \sigma^\dagger \sigma + \sum_k \omega_k c_k^\dagger c_k$ which sees a stochastic shift of the excited electronic level should lead to a dephasing of the ground-excited coherence $\langle \sigma \rangle$. One reason is the similarity to the pure dephasing of a two-level transition subjected to a noisy laser undergoing evolution with the Hamiltonian $[\omega_0 + \dot{\phi}(t)] \sigma^\dagger \sigma$ where the frequency is continuously shaken by a white noise stochastic term of zero average and obeying $\langle \dot{\phi}(t) \dot{\phi}(t') \rangle = \gamma_{\text{deph}} \delta(t - t')$. It is straightforward to show that the time evolution of the coherence in this case becomes $\langle \sigma(t) \rangle = \langle \sigma(0) \rangle e^{-i\omega_0 t} e^{-\gamma_{\text{deph}} t}$ such that the correlations of the noise indicate the increase in the linewidth of the transition [72]. Similarly one would expect that the zero-averaged quantum noise stemming from the shaking of the electronic transition in the Holstein-Hamiltonian would lead to the same kind of effect. However, computing the exact time evolution of the coherence in the interaction picture one obtains:

$$\begin{aligned} \langle \sigma(t) \rangle &= \langle \sigma(0) \rangle \mathcal{T} \{ e^{-i \int_0^t dt' \tilde{H}_{\text{H}}(t')} \} e^{-\gamma t} \\ &= \langle \sigma(0) \rangle e^{-(\gamma + i\tilde{\omega}_0)t} \langle \mathcal{D}(t) \mathcal{D}^\dagger(0) \rangle, \end{aligned} \quad (28)$$

where the time-ordered integral can be resolved by a second-order Magnus expansion confirming the result already known from the polaron picture. The correlation $\langle \mathcal{D}(t) \mathcal{D}^\dagger(0) \rangle = e^{-\lambda_k^2 (2\bar{n}_k + 1) \varphi(t)}$ with $\varphi(t) = \lambda_k^2 [(2\bar{n}_k + 1) \cos(\omega_k t) - i \sin(\omega_k t)]$ (for a single mode ω_k) shows a cosine-term similar to the dephasing but which does not continuously increase in time. For small times $t \ll \omega_k^{-1}$ the cosine-term can be expanded and the dephasing rate can be approximated by $\gamma_{\text{deph}} = \lambda_k^2 (\bar{n}_k + 1/2) \omega_k^2 t$ while for larger times the rate goes to zero (the time scale is set by γ^{-1}). We can see from Figs. 5(a),(b) that linear Holstein coupling can consequently lead to a temperature-dependent zero-phonon line if there is a large density of low frequency (long wavelength) phonon modes with $\omega_k < \gamma$ which is the case in 1D but not in higher dimensions. This peculiarity of dephasing in 1D has already

been discussed in the literature [68, 69, 73]. It is however also well established within the literature that the major contribution of the experimentally observed broadening of the zero-phonon line is caused by a higher-order electron-phonon interaction of the form [70, 73–75]

$$H_{\text{el-phon}}^{\text{quad}} = \sum_{k,k'} \beta_{kk'} q_k q_{k'} \sigma^\dagger \sigma, \quad (29)$$

with the coupling constant of the quadratic interaction $\beta_{kk'}$. This form of the interaction can stem either from anharmonic potentials or, within the harmonic approximation, from a difference in curvatures between the ground and excited state potential surfaces.

V. MOLECULAR POLARITONICS

It is currently of great interest to investigate the behavior of hybrid platforms containing molecular systems strongly interacting with confined electromagnetic modes. In such platforms the light-matter interaction can be understood via polaritonic hybrid states with light and matter components. Experimental and theoretical works are currently exploiting scenarios where the dressing by light leads to enhanced properties such as exciton and charge transport [10–14], superconductive behavior [15, 16] or modified chemical reactivity [17–21]. At the level of single molecules the Purcell regime of cavity QED can be exploited to strongly modify the branching ratio of a molecule and suppress undesired Stokes lines as it has been recently shown experimentally [6]. Recent theoretical works account for the vibronic coupling of molecules by solving a Holstein-Tavis-Cummings Hamiltonian which leads to the occurrence of polaron-polariton

states, i.e. light-matter states where the hybridized states between the bare electronic transition and the light field get additionally dressed by the vibrations of the molecules [22–29]. Many models rely on numerical simulations and are based on following the evolution of state vectors under simplified assumptions assuming only vibronic interactions and finite temperature effects. We follow here the approach of the last section and add a Jaynes-Cummings interaction of a molecule in the phononic environment with a localized cavity mode. A weak laser drive allows us to map the intracavity molecular polaritonics effects to the cavity transmission profile identifying polariton cross-talk effects at any temperature and the combined effect of vibronic and electron-phonon interactions onto the cavity output field.

A. Cavity transmission

We will consider a cavity mode which is driven with amplitude η_c and start with a set of coupled Langevin equations for the electric field operator a as well as the polaron operator $\tilde{\sigma}(t) := \mathcal{D}^\dagger(t) \mathcal{B}^\dagger(t) \sigma(t)$ in a rotating frame with the laser frequency ω_ℓ :

$$\dot{a} = -[\kappa - i(\omega_\ell - \omega_c)]a - ig\sigma + \sqrt{2\kappa}A_{\text{in}}, \quad (30a)$$

$$\dot{\tilde{\sigma}} = -(\gamma + i\tilde{\omega}_0)\tilde{\sigma} - ig\mathcal{D}^\dagger \mathcal{B}^\dagger a + \sqrt{2\gamma}\mathcal{D}^\dagger \mathcal{B}^\dagger \sigma_{\text{in}}, \quad (30b)$$

where we defined the effective cavity input $A_{\text{in}} = \eta_c/\sqrt{2\kappa} + a_{\text{in}}$ with zero-average input noise a_{in} but non-vanishing correlation $\langle a_{\text{in}}(t)a_{\text{in}}^\dagger(t') \rangle = \delta(t-t')$. The electronic transition is also affected by a white noise input σ_{in} with non-zero correlation $\langle \sigma_{\text{in}}(t)\sigma_{\text{in}}^\dagger(t') \rangle = \delta(t-t')$. We can formally integrate Eq. (30b) and substitute it in Eq. (30a):

$$\langle \dot{a} \rangle = -[\kappa - i(\omega_\ell - \omega_c)] \langle a \rangle - g^2 \int_{-\infty}^{\infty} dt' e^{-(\gamma + i\tilde{\omega}_0)(t-t')} \Theta(t-t') \langle \mathcal{D}(t) \mathcal{D}^\dagger(t') \rangle \langle \mathcal{B}(t) \mathcal{B}^\dagger(t') \rangle \langle a(t') \rangle + \eta_c, \quad (31)$$

where we took the averages and made an important assumption by assuming factorizability between optical and vibronic/phononic degrees of freedom which is valid if the timescales of vibrational relaxation and cavity decay are separated, e.g. $\Gamma_m \gg \kappa$. We notice that the second term in Eq. (31) represents a convolution since the correlation functions $\langle \mathcal{D}(t) \mathcal{D}^\dagger(t') \rangle$ and $\langle \mathcal{B}(t) \mathcal{B}^\dagger(t') \rangle$ only depend on the time difference $|t-t'|$. Denoting $H(t-t') = e^{-(\gamma + i\tilde{\omega}_0)(t-t')} \Theta(t-t') \langle \mathcal{D}(t) \mathcal{D}^\dagger(t') \rangle \langle \mathcal{B}(t) \mathcal{B}^\dagger(t') \rangle$ the normalized cavity transmission amplitude $\mathcal{T}(\omega) = \frac{\langle A_{\text{out}}(\omega) \rangle}{\langle A_{\text{in}}(\omega) \rangle}$ can be derived from input-output relations as

$$\mathcal{T}(\omega) = \frac{\kappa}{g^2 H(\omega) - i\omega + [\kappa - i(\omega_\ell - \omega_c)]}, \quad (32)$$

where $H(\omega)$ is the Fourier transform of $H(t)$ and describes the response of the molecule to the light field. Neglecting electron-phonon interactions ($\lambda_{\text{e-ph}} = 0$) and for simplicity assuming Markovian decay for the vibration (this can also be extended to the non-Markovian regime), $H(\omega)$ acquires the form

$$H(\omega) = \sum_{n=0}^{\infty} \frac{\lambda^{2n}}{n!} \sum_{l=0}^n \frac{e^{-\lambda^2(1+2\bar{n})} \binom{n}{l} (\bar{n}+1)^{n-l} \bar{n}^l}{(\gamma + n\frac{\Gamma_m}{2} - i[(\omega - \omega_0) - (n-2l)\nu]}. \quad (33)$$

Again, the above expression indicates a series of sidebands with strength determined by the Huang-Rhys factor λ^2 and dependent on the thermal occupation \bar{n} . In the case of large vibrational relaxation $\Gamma_m \gg \gamma$ (corresponds to typical experimental situation), those sidebands are

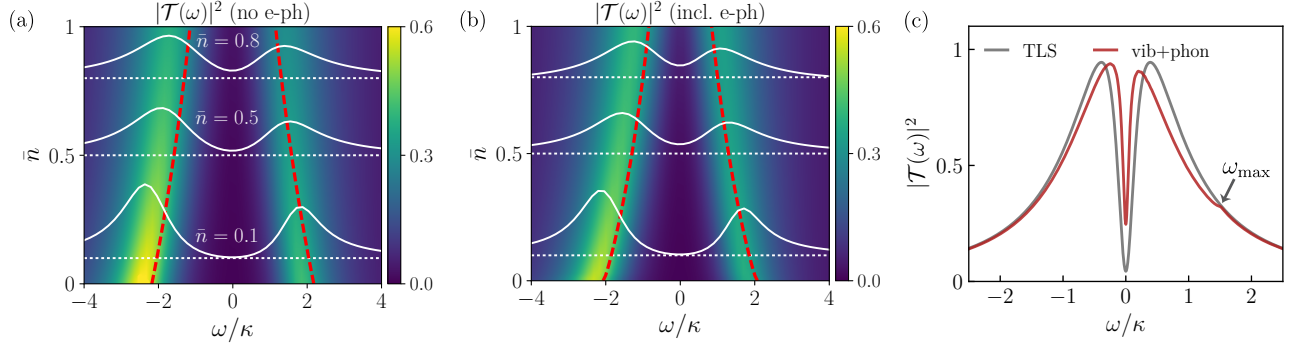


FIG. 6. *Cavity-molecule spectroscopy.* Normalized cavity transmission $|\mathcal{T}(\omega)|^2$ at resonance $\omega_c = \omega_\ell$ in strong coupling as a function of frequency and thermal occupation \bar{n} for (a) neglecting electron-phonon coupling (using 3D density of states) for $\lambda = 0.8$, $\lambda_{\text{e-ph}}^{\text{3D}} = 0.03 \text{ ps}^2$. The white lines show cross sections of the transmission profile for different thermal occupations \bar{n} . The dashed red lines show the effective Rabi splitting $2g_{\text{eff}}$. Other parameters: $\nu = 6 \text{ THz}$, $\omega_{\max} = 3 \text{ THz}$, $g = \nu/2$, $\Gamma_m = 0.08\nu$, $\kappa = 1 \text{ THz}$. (c) Comparison of transmission in the Purcell regime between a pure two-level system (TLS) and molecule with electron-phonon and electron-vibron coupling for $\lambda = 0.8$, $\lambda_{\text{e-ph}}^{\text{3D}} = 0.2 \text{ ps}^2$ at a temperature of $T = 10 \text{ K}$. Other parameters: $\omega_{\max} = 3 \text{ THz} = 1.5\kappa$, $\nu = 6 \text{ THz} = 3\kappa$, $g = 0.35\kappa$.

however suppressed and the cavity will mostly couple to the zero-phonon line transition. We can then define an effective Rabi coupling for the zero-phonon line

$$g_{\text{eff}} = g\sqrt{f_{\text{FC}} \cdot f_{\text{DW}}}, \quad (34)$$

which takes into account the reduction of oscillator strength on the zero-phonon line due to Franck-Condon and Debye-Waller factors. In Figs. 6(a) and (b) we plot the cavity transmission at resonance $\omega_c = \omega_\ell$ with increasing thermal occupation with and without the influence of phonons and find that the splitting of the polariton modes is well described by Eq. (34). This also manifests itself in the transmission signal in the Purcell regime characterized by weak coupling $g < |\kappa - \gamma|/2$ but large cooperativity $C = g^2/(\kappa\gamma) \gg 1$ which is a more realistic parameter regime for currently available experimental platforms at the single-molecule level [3, 6]. In Figure 6(c) we compare the transmission of a pure two-level system (obtained by setting $\lambda = 0$, $\lambda_{\text{e-ph}} = 0$) with a molecule in a solid-state environment. Here the zero-phonon line appears as a dip in the transmission profile with an increased width $\tilde{\gamma}$ proportional to the effective cooperativity of the zero-phonon line transition $\tilde{\gamma} = \gamma(1 + C_{\text{eff}})$ with $C_{\text{eff}} = g_{\text{eff}}^2/(\kappa\gamma)$. As compared to the two-level system case, the coupling to vibrons and phonons leads to a reduction in both width and depth of the antiresonance. If the cavity bandwidth is comparable to the maximum phonon frequency ω_{\max} also the imprint of the phonon wing can be detected in the transmission signal of the cavity which is relevant for plasmonic scenarios [4] [see Fig. 6(c)]. The vibrational sidebands typically lie at frequencies outside the bandwidth of the cavity $\nu \gg \kappa$ and are consequently unmodified.

B. Vibrationally-mediated polariton cross-talk

As shown in the previous sections, vibronic and electron-phonon couplings reduce the oscillator strength of the molecule and lead to decoherence and are consequently considered as detrimental. However such couplings can also lead to interesting new physics: In Ref. [29] it was already shown that vibrations can couple upper and lower polaritonic states in a dissipative fashion, resulting in an effective transfer of population from upper to lower polariton and consequently an asymmetric cavity transmission profile with a suppressed upper polaritonic peak (at zero temperature $\bar{n} = 0$) and dominant emission occurring from the lower polariton [this can also be seen in Figs. 6(a) and (b)]. We derive here a more general expression for the population transfer between polaritons showing that for finite thermal occupations \bar{n} of the vibrational mode also a transfer from lower to upper polariton can be activated. Diagonalizing the Jaynes-Cummings part of the Hamiltonian at resonance $\omega_c = \omega_0$ by introducing annihilation operators for upper and lower polariton $U = (a + \sigma)/\sqrt{2}$ and $L = (a - \sigma)/\sqrt{2}$, the Holstein part of the Hamiltonian [Eq. (1)] gives rise to a vibration-mediated interaction between upper and lower polariton

$$H_{\text{int}} = \frac{\lambda\nu}{2}(U^\dagger L + L^\dagger U)(b^\dagger + b). \quad (35)$$

This can be interpreted as an exchange interaction which is mediated by either the destruction or creation of a vibrational quantum. From this one can derive equations of motion for the populations of upper and lower polaritonic states:

$$\dot{\mathcal{P}}_U = -2\gamma_+ \mathcal{P}_U + \lambda\nu \Im \langle U^\dagger L(b^\dagger + b) \rangle, \quad (36a)$$

$$\dot{\mathcal{P}}_L = -2\gamma_- \mathcal{P}_L + \lambda\nu \Im \langle L^\dagger U(b^\dagger + b) \rangle, \quad (36b)$$

with the hybridized decay rates of upper and lower polaritonic state $\gamma_\pm = (\kappa + \gamma)/2$. In the limit of fast vibronic

relaxation $\Gamma_m \gg \kappa$ this can be turned into a set of rate equations with an effective excitation transfer from the upper polariton to the lower polariton κ_+ and a transfer from the lower polariton to the upper polariton κ_- (for detailed calculation see SM):

$$\dot{\mathcal{P}}_U = -(2\gamma_+ + \kappa_+)\mathcal{P}_U + \kappa_-\mathcal{P}_L, \quad (37a)$$

$$\dot{\mathcal{P}}_L = -(2\gamma_- + \kappa_-)\mathcal{P}_L + \kappa_+\mathcal{P}_U. \quad (37b)$$

Under the assumption of weak vibronic coupling as compared to the splitting between upper and lower polaritonic state $\lambda\nu \ll 2g$ the rates can be calculated to first order as (again for simplicity assuming Markovian decay for the vibration):

$$\kappa_+ = \frac{1}{4} \frac{\lambda^2 \nu^2 \Gamma_m (\bar{n} + 1)}{(\Gamma_m/2)^2 + (\omega_+ - \omega_- - \nu)^2}, \quad (38a)$$

$$\kappa_- = \frac{1}{4} \frac{\lambda^2 \nu^2 \Gamma_m \bar{n}}{(\Gamma_m/2)^2 + (\omega_+ - \omega_- - \nu)^2}. \quad (38b)$$

Energy transfer between the polaritons can consequently occur if the Rabi splitting $\omega_+ - \omega_- \approx 2g$ is roughly equal to the vibrational frequency. In the case of zero temperature $\bar{n} = 0$ the above equations reduces to the result from [29] (however obtained with a Lindblad decay model for the vibration instead of a Brownian noise model). The ratio $\kappa_-/\kappa_+ = \bar{n}/(\bar{n} + 1)$ which can directly be inferred from the polariton heights and which tends to unity in the limit $\bar{n} \gg 1$ can be seen as a direct measure for temperature as it does not depend on any other parameters. We note that while for single molecules the condition $\omega_+ - \omega_- \approx \nu$ is difficult to achieve for vibrational modes in the THz range, this can be achieved in the collective strong coupling regime for many molecules where the coupling grows as $g\sqrt{N}$ or for single molecules with phononic modes in the GHz regime.

VI. CONCLUSIONS

We have provided an analysis of molecular spectroscopy and molecular polaritonics that includes complex aspects which modify the standard picture of light interacting with electronic degrees of freedom such as electron-vibron and electron-phonon interactions as well as vibron-phonon interactions resulting in a relaxation of the molecular vibrations. Following a quantum Langevin equations approach we have provided

analytical expressions for spectroscopic quantities such as molecular absorption and emission inside and outside optical cavities in the presence of vibrations and phonons at any temperature. Moreover, we have provided a model of vibrational relaxation that takes into account the structure of the surrounding phonon bath and makes a distinction between Markovian versus non-Markovian regimes. We have shown that the vibrational relaxation of the molecule is crucially determined by the structure of the bath, in particular by the maximum phonon frequency ω_{\max} . For two molecules embedded in the same crystalline environment we have shown that the vibrational modes of the spatially separated molecules can interact with each other resulting in collective dissipative processes that allow for weaker relaxation of collective vibrations. In the strong coupling regime of cavity QED, we have derived temperature-dependent transfer rates for vibrationally-mediated cross-talk between upper and lower polaritonic states, i.e. hybrid light-matter states that are normally uncoupled in cavity QED with atomic systems. We based our model on first-principle derivations of the relevant coupling strengths between a single nuclear coordinate of a molecule embedded in a 1D chain, however the calculations could be extended to 3D scenarios and compared with ab-initio calculations for real materials. Our theory could also be relevant for vacancy centers in diamond where similar interactions between electronic degrees of freedom and both localized and delocalized phonon modes occur [76, 77]. While we have included only linear interactions between electrons, vibrons and phonons, in the future we want to address the influence of higher order interactions (such as quadratic electron-phonon and vibron-phonon couplings) which are known to play an important role at elevated temperatures. Future studies will also investigate the collective radiation states of dense molecular ensembles in confined electromagnetic environments such as e.g. occurring in organic semiconductor microcavities.

VII. ACKNOWLEDGMENTS

We acknowledge financial support from the Max Planck Society and from the German Federal Ministry of Education and Research, co-funded by the European Commission (project RouTe), project number 13N14839 within the research program "Photonik Forschung Deutschland" (C. S. and C. G.).

-
- [1] H. Walther, B. T. Varcoe, B. Englert, and T. Becker, "Cavity Quantum Electrodynamics," *Rep. Prog. Phys.* **69**, 1325 (2006).
 [2] S. Haroche and D. Kleppner, "Cavity Quantum Electrodynamics," *Phys. Today* **42**, 24–30 (1989).

- [3] D. Wang, H. Kelkar, D. Martin-Cano, T. Utikal, S. Götzinger, and V. Sandoghdar, "Coherent coupling of a single molecule to a scanning Fabry-Perot microcavity," *Phys. Rev. X* **7**, 021014 (2017).
 [4] R. Chikkaraddy, B. de Nijs, F. Benz, S. J. Barrow, O. A. Scherman, E. Rosta, A. Demetriadou, P. Fox, O. Hess,

- and J. J. Baumberg, “Single-molecule strong coupling at room temperature in plasmonic nanocavities,” *Nature* **535**, 127 (2016).
- [5] G. Zengin, M. Wersäll, S. Nilsson, T. J. Antosiewicz, M. Käll, and T. Shegai, “Realizing strong light-matter interactions between single-nanoparticle plasmons and molecular excitons at ambient conditions,” *Phys. Rev. Lett.* **114**, 157401 (2015).
 - [6] D. Wang, H. Kelkar, D. Martin-Cano, D. Rattenbacher, A. Shkarin, T. Utikal, S. Götzinger, and V. Sandoghdar, “Turning a molecule into a coherent two-level quantum system,” *Nature Physics* **15**, 483–489 (2019).
 - [7] A. Shalabney, J. George, J. Hutchison, G. Pupillo, C. Genet, and T. W. Ebbesen, “Coherent coupling of molecular resonators with a microcavity mode,” *Nat. Comm.* **6**, 5981 (2015).
 - [8] D. G. Lidzey, D. D. C. Bradley, T. Virgili, A. Armitage, M. S. Skolnick, and S. Walker, “Room temperature polariton emission from strongly coupled organic semiconductor microcavities,” *Phys. Rev. Lett.* **82**, 3316–3319 (1999).
 - [9] R. J. Holmes and S. R. Forrest, “Strong exciton-photon coupling and exciton hybridization in a thermally evaporated polycrystalline film of an organic small molecule,” *Phys. Rev. Lett.* **93**, 186404 (2004).
 - [10] E. Orgiu, J. George, J. Hutchison, E. Devaux, J. F. Dayen, B. Doudin, F. F. Stellacci, C. Genet, J. Schachenmayer, C. Genes, G. Pupillo, P. Samori, and T. W. Ebbesen, “Conductivity in organic semiconductors hybridized with the vacuum field,” *Nat. Mater.* **14**, 1123 – 1129 (2015).
 - [11] J. Schachenmayer, C. Genes, E. Tignone, and G. Pupillo, “Cavity-enhanced transport of excitons,” *Phys. Rev. Lett.* **114**, 196403 (2015).
 - [12] J. Feist and F. J. Garcia-Vidal, “Extraordinary exciton conductance induced by strong coupling,” *Phys. Rev. Lett.* **114**, 196402 (2015).
 - [13] D. Hagenmüller, J. Schachenmayer, S. Schütz, C. Genes, and G. Pupillo, “Cavity-enhanced transport of charge,” *Phys. Rev. Lett.* **119**, 223601 (2017).
 - [14] D. Hagenmüller, S. Schütz, J. Schachenmayer, C. Genes, and G. Pupillo, “Cavity-assisted mesoscopic transport of fermions: Coherent and dissipative dynamics,” *Phys. Rev. B* **97**, 205303 (2018).
 - [15] M. A. Sentef, M. Ruggenthaler, and A. Rubio, “Cavity quantum-electrodynamical polaritonically enhanced electron-phonon coupling and its influence on superconductivity,” *Sci. Adv.* **4**, 6969–6969 (2018).
 - [16] A. Thomas, E. Devaux, K. Nagarajan, T. Chervy, M. Seidel, D. Hagenmüller, S. Schütz, J. Schachenmayer, C. Genet, G. Pupillo, and T. W. Ebbesen, “Exploring superconductivity under strong coupling with the vacuum electromagnetic field,” [arXiv:1911.01459](https://arxiv.org/abs/1911.01459) (2019).
 - [17] J. A. Hutchison, T. Schwartz, C. Genet, E. Devaux, and T. W. Ebbesen, “Modifying chemical landscapes by coupling to vacuum fields,” *Angew. Chem. Int. Ed.* **51**, 1592–1596 (2012).
 - [18] F. G.-V. J. Galego and J. Feist, “Suppressing photochemical reactions with quantized light fields,” *Nat. Commun.* **7**, 13841 (2017).
 - [19] F. Herrera and F. C. Spano, “Cavity-controlled chemistry in molecular ensembles,” *Phys. Rev. Lett.* **116**, 238301 (2016).
 - [20] L. A. Martinez-Martinez, R. F. Ribeiro, J. Campos-Gonzalez-Angulo, and J. Yuen-Zhou, “Can ultrastrong coupling change ground-state chemical reactions?” *ACS Photonics* **5**, 167–176 (2018).
 - [21] T. Kampschulte and J. H. Denschlag, “Cavity-controlled formation of ultracold molecules,” *New Journal of Physics* **20**, 123015 (2018).
 - [22] F. Herrera and F. C. Spano, “Theory of nanoscale organic cavities: The essential role of vibration-photon dressed states,” *ACS Photonics* **5**, 65–79 (2018).
 - [23] M. A. Zeb, P. G. Kirton, and J. Keeling, “Exact states and spectra of vibrationally dressed polaritons,” *ACS Photonics* **5**, 249–257 (2018).
 - [24] F. Herrera and F. C. Spano, “Dark vibronic polaritons and the spectroscopy of organic microcavities,” *Phys. Rev. Lett.* **118**, 223601 (2017).
 - [25] T. Neuman and J. Aizpurua, “Origin of the asymmetric light emission from molecular exciton polaritons,” *Optica* **5**, 1247–1255 (2018).
 - [26] N. Wu, J. Feist, and F. J. Garcia-Vidal, “When polarons meet polaritons: Exciton-vibration interactions in organic molecules strongly coupled to confined light fields,” *Phys. Rev. B* **94**, 195409 (2016).
 - [27] M. Litinskaya, P. Reineker, and V. Agranovich, “Fast polariton relaxation in strongly coupled organic microcavities,” *J. Lumin.* **110**, 364 – 372 (2004).
 - [28] K. S. U. Kansanen, A. Asikainen, J. J. Toppari, G. Groenhof, and T. T. Heikkilä, “Theory for the stationary polariton response in the presence of vibrations,” [arXiv:1905.01212](https://arxiv.org/abs/1905.01212) (2019).
 - [29] M. Reitz, C. Sommer, and C. Genes, “Langevin approach to quantum optics with molecules,” *Phys. Rev. Lett.* **122**, 203602 (2019).
 - [30] K. D. Major, Y.-H. Lien, C. Polisseni, S. Grandi, K. W. Kho, A. S. Clark, J. Hwang, and E. A. Hinds, “Growth of optical-quality anthracene crystals doped with dibenzoterrylene for controlled single photon production,” *Rev. Sci. Instrum.* **86**, 083106 (2015).
 - [31] C. Polisseni, K. D. Major, S. Boissier, S. Grandi, A. S. Clark, and E. A. Hinds, “Stable single-photon emitter in a thin organic crystal for application to quantum-photonics devices,” *Opt. Express* **24**, 5615–5627 (2016).
 - [32] C. Brunel, B. Lounis, P. Tamarat, and M. Orrit, “Triggered source of single photons based on controlled single molecule fluorescence,” *Phys. Rev. Lett.* **83**, 2722–2725 (1999).
 - [33] J.-B. Trebbia, H. Ruf, P. Tamarat, and B. Lounis, “Efficient generation of near infra-red single photons from the zero-phonon line of a single molecule,” *Optics Express* **17**, 23986–23991 (2009).
 - [34] A. Maser, B. Gmeiner, T. Utikal, S. Götzinger, and V. Sandoghdar, “Few-photon coherent nonlinear optics with a single molecule,” *Nature Photonics* **10**, 450 (2016).
 - [35] W. E. Moerner and L. Kador, “Optical detection and spectroscopy of single molecules in a solid,” *Phys. Rev. Lett.* **62**, 2535–2538 (1989).
 - [36] W. E. Moerner and M. Orrit, “Illuminating single molecules in condensed matter,” *Science* **283**, 1670–1676 (1999).
 - [37] H. R. Haakh and D. Martin-Cano, “Squeezed light from entangled nonidentical emitters via nanophotonic environments,” *ACS Photonics* **2**, 1686–1691 (2015).
 - [38] K. K. Rebane, *Impurity Spectra of Solids: Elementary Theory of Vibrational Structure* (Plenum Press, New York, 1970).
 - [39] V. E. Bondybey, “Relaxation and vibrational energy redistribution processes in polyatomic molecules,” *Annu.*

- Rev. Phys. Chem.* **35**, 591–612 (1984).
- [40] R. S. Knox, G. J. Small, and S. Mukamel, “Low-temperature zero phonon lineshapes with various brownian oscillator spectral densities,” *Chemical Physics* **281**, 1 – 10 (2002).
- [41] J. R. Hill, E. L. Chronister, T.-C. Chang, H. Kim, J. C. Postlewaite, and D. D. Dlott, “Vibrational relaxation and vibrational cooling in low temperature molecular crystals,” *J. Chem. Phys.* **88**, 949–967 (1988).
- [42] O. Sild and K. Haller, *Zero-Phonon Lines and spectral hole burning in Spectroscopy and Photochemistry* (Springer-Verlag Berlin-Heidelberg, 1988).
- [43] R. M. Hochstrasser and P. N. Prasad, “Phonon sidebands of electronic transitions in molecular crystals and mixed crystals,” *J. Chem. Phys.* **56**, 2814–2823 (1972).
- [44] W. Vogel and T. Ullmann, “Theory of resonance fluorescence from vibronic systems: intensity and intensity correlation,” *J. Opt. Soc. Am. B* **3**, 441–452 (1986).
- [45] D. E. McCumber and M. D. Sturge, “Linewidth and temperature shift of the R Lines in Ruby,” *Journal of Applied Physics* **34**, 1682–1684 (1963).
- [46] R. H. Silsbee, “Thermal broadening of the Mössbauer line and of narrow-line electronic spectra in solids,” *Phys. Rev.* **128**, 1726–1733 (1962).
- [47] V. M. Kenkre, A. Tokmakoff, and M. D. Fayer, “Theory of vibrational relaxation of polyatomic molecules in liquids,” *J. Chem. Phys.* **101**, 10618–10629 (1994).
- [48] L. J. Waxer, I. A. Walmsley, and W. Vogel, “Molecular emission tomography of anharmonic vibrations,” *Phys. Rev. A* **56**, R2491–R2494 (1997).
- [49] J. Iles-Smith, D. P. S. McCutcheon, J. Mørk, and A. Nazir, “Limits to coherent scattering and photon coalescence from solid-state quantum emitters,” *Phys. Rev. B* **95**, 201305 (2017).
- [50] A. Norambuena, S. A. Reyes, J. Mejía-López, A. Gali, and J. R. Maze, “Microscopic modeling of the effect of phonons on the optical properties of solid-state emitters,” *Phys. Rev. B* **94**, 134305 (2016).
- [51] P. Kaer, T. R. Nielsen, P. Lodahl, A.-P. Jauho, and J. Mørk, “Non-Markovian model of photon-assisted dephasing by electron-phonon interactions in a coupled Quantum-Dot-Cavity system,” *Phys. Rev. Lett.* **104**, 157401 (2010).
- [52] D. P. S. McCutcheon and A. Nazir, “Quantum dot Rabi rotations beyond the weak exciton-phonon coupling regime,” *New Journal of Physics* **12**, 113042 (2010).
- [53] A. Nazir and D. P. S. McCutcheon, “Modelling exciton-phonon interactions in optically driven quantum dots,” *Journal of Physics: Condensed Matter* **28**, 103002 (2016).
- [54] P. Lodahl, S. Mahmoodian, and S. Stobbe, “Interfacing single photons and single quantum dots with photonic nanostructures,” *Rev. Mod. Phys.* **87**, 347–400 (2015).
- [55] A. J. Brash, J. Iles-Smith, C. L. Phillips, D. P. S. McCutcheon, J. O’Hara, E. Clarke, B. Royall, L. R. Wilson, J. Mørk, M. S. Skolnick, A. M. Fox, and A. Nazir, “Light scattering from solid-state quantum emitters: Beyond the atomic picture,” *Phys. Rev. Lett.* **123**, 167403 (2019).
- [56] D. Englund, B. Shields, K. Rivoire, F. Hatami, J. Vuckovic, H. Park, and M. Lukin, “Deterministic coupling of a single nitrogen vacancy center to a photonic crystal cavity,” *Nano letters* **10**, 3922–6 (2010).
- [57] R. Schmidt and M. Lemesko, “Rotation of quantum impurities in the presence of a many-body environment,” *Phys. Rev. Lett.* **114**, 203001 (2015).
- [58] M. Lemesko, “Quasiparticle approach to molecules interacting with quantum solvents,” *Phys. Rev. Lett.* **118**, 095301 (2017).
- [59] R. Schmidt, H. R. Sadeghpour, and E. Demler, “Mesoscopic Rydberg impurity in an atomic quantum gas,” *Phys. Rev. Lett.* **116**, 105302 (2016).
- [60] J. Koepsell, J. Vijayan, P. Sompet, F. Grusdt, T. A. Hilker, E. Demler, G. Salomon, I. Bloch, and C. Gross, “Imaging magnetic polarons in the doped Fermi-Hubbard model,” *Nature* **572**, 358–362 (2019).
- [61] T. Holstein, “Studies of polaron motion: Part I. The molecular-crystal model,” *Annals of Physics* **8**, 325 – 342 (1959).
- [62] A. Caldeira and A. Leggett, “Path integral approach to quantum brownian motion,” *Physica A* **121**, 587 – 616 (1983).
- [63] A. Caldeira and A. Leggett, “Influence of dissipation on quantum tunneling in macroscopic systems,” *Phys. Rev. Lett.* **46**, 211–214 (1981).
- [64] B. L. Hu, J. P. Paz, and Y. Zhang, “Quantum Brownian motion in a general environment: Exact master equation with nonlocal dissipation and colored noise,” *Phys. Rev. D* **45**, 2843–2861 (1992).
- [65] A. Nitzan, S. Mukamel, and J. Jortner, “Energy gap law for vibrational relaxation of a molecule in a dense medium,” *J. Chem. Phys.* **63**, 200–207 (1975).
- [66] R. J. Rubin, “Momentum autocorrelation functions and energy transport in harmonic crystals containing isotopic defects,” *Phys. Rev.* **131**, 964–989 (1963).
- [67] K. Huang and A. Rhys, “Theory of light absorption and non-radiative transitions in F-centres,” *Proc. R. Soc. A* **204**, 406–423 (1950).
- [68] J. Kikas, A. Suisalu, V. Zazubovich, and P. Vois, “Anomalous impurity spectra in low-temperature glasses,” *J. Chem. Phys.* **104**, 4434–4440 (1996).
- [69] V. Hizhnyakov, “Zero-phonon lines of systems with different dimensions and unconventional vibronic interactions,” *Journal of Physics: Condensed Matter* **24**, 104011 (2012).
- [70] E. A. Muljarov and R. Zimmermann, “Dephasing in quantum dots: Quadratic coupling to acoustic phonons,” *Phys. Rev. Lett.* **93**, 237401 (2004).
- [71] T. Jakubczyk, V. Delmonte, S. Fischbach, D. Wigger, D. E. Reiter, Q. Mermillod, P. Schnauber, A. Kaganskiy, J.-H. Schulze, A. Strittmatter, S. Rodt, W. Langbein, T. Kuhn, S. Reitzenstein, and J. Kasprzak, “Impact of phonons on dephasing of individual excitons in deterministic quantum dot microlenses,” *ACS Photonics* **3**, 2461–2466 (2016).
- [72] D. Plankensteiner, J. Schachenmayer, H. Ritsch, and C. Genes, “Laser noise imposed limitations of ensemble quantum metrology,” *Journal of Physics B* **49**, 245501 (2016).
- [73] D. Reichman, R. J. Silbey, and A. Surez, “On the nonperturbative theory of pure dephasing in condensed phases at low temperatures,” *J. Chem. Phys.* **105**, 10500–10506 (1996).
- [74] I. Osad’ko and N. Zaitsev, “Dephasing time in solids and homogeneous optical linewidth: are the mechanisms of the electron-phonon coupling the same?” *Chem. Phys. Lett.* **121**, 209 – 213 (1985).
- [75] A. Reigue, J. Iles-Smith, F. Lux, L. Monniello, M. Bernard, F. Margailan, A. Lemaitre, A. Martinez, D. P. S. McCutcheon, J. Mørk, R. Hostein, and V. Voliotis, “Probing electron-phonon interaction through two-photon

- interference in resonantly driven semiconductor quantum dots,” [Phys. Rev. Lett. **118**, 233602 \(2017\)](#).
- [76] R. Albrecht, A. Bommer, C. Deutsch, J. Reichel, and C. Becher, “Coupling of a single nitrogen-vacancy center in diamond to a fiber-based microcavity,” [Phys. Rev. Lett. **110**, 243602 \(2013\)](#).
- [77] E. Londero, G. Thiering, L. Razinkovas, A. Gali, and A. Alkauskas, “Vibrational modes of negatively charged silicon-vacancy centers in diamond from ab initio calculations,” [Phys. Rev. B **98**, 035306 \(2018\)](#).

Appendix A: Derivation of coupling terms

We consider a diatomic molecule (single vibrational mode) with reduced mass $\mu = \frac{m_L m_R}{m_L + m_R}$ which is embedded in a 1D chain with lattice constant a [see Figure 7]. Excitation of the molecule will reconfigure the electronic orbitals and bond length of the molecule and will consequently lead to a modified potential between the molecule and crystal atoms. Therefore, the equilibrium positions of the lattice will depend on the electronic state of the molecule and will be shifted in the excited state by $\Delta x_\ell = x_\ell^e - x_\ell^g$. This interaction can be described by the general Hamiltonian

$$H_{\text{bulk-mol}} = \sum_{\ell} [\sigma \sigma^\dagger (W_{L\ell}^g + W_{R\ell}^g) + \sigma^\dagger \sigma (W_{L\ell}^e + W_{R\ell}^e)], \quad (\text{A1})$$

where $W_{L\ell}^{g/e}$ and $W_{R\ell}^{g/e}$ are the potentials in ground and excited state between the left and right molecule atoms and a lattice site ℓ . Assuming harmonic potentials between the guest and host atoms we can expand around the equilibrium positions in the excited state (assuming that the vibrational frequencies in ground and excited state are identical)

$$W_{L\ell}^e(|x_L - x_\ell|) = \hbar\omega_0 + \frac{1}{2}k_{L\ell}(x_L - x_\ell - \Delta x_{L\ell})^2, \quad (\text{A2a})$$

$$W_{R\ell}^e(|x_R - x_\ell|) = \hbar\omega_0 + \frac{1}{2}k_{R\ell}(x_R - x_\ell - \Delta x_{R\ell})^2, \quad (\text{A2b})$$

where $\Delta x_{L\ell} = \Delta x_L - \Delta x_\ell$ and $\Delta x_{R\ell} = \Delta x_R - \Delta x_\ell$ account for the displaced equilibrium positions in the excited state and the spring constants $k_{L\ell}$, $k_{R\ell}$ are given as the second derivatives of the potentials evaluated at the excited state equilibrium positions. Kinetic and potential energy of the bare molecule is described by

$$H_{\text{mol}} = \frac{p_L^2}{2m_L} + \frac{p_R^2}{2m_R} + V^g(|x_R - x_L|)\sigma\sigma^\dagger + V^e(|x_R - x_L|)\sigma^\dagger\sigma, \quad (\text{A3})$$

and Taylor expansion leads to

$$V^e(|x_R - x_L|) = \hbar\omega_0 + \frac{1}{2}k_M(x_R - x_L - \Delta x)^2, \quad (\text{A4})$$

with $\Delta x = \Delta x_R - \Delta x_L$. For the molecular two-body system it is convenient to go into center-of-mass and relative motion coordinates with $x_{\text{cm}} = \frac{m_L x_L + m_R x_R}{m_L + m_R}$, $x_{\text{rm}} = x_R - x_L$. Center-of-mass and relative motion momenta are given by

$$p_{\text{cm}} = p_L + p_R, \quad (\text{A5a})$$

$$p_{\text{rm}} = \mu(v_R - v_L) = \frac{m_L p_R - m_R p_L}{m_L + m_R}, \quad (\text{A5b})$$

and the inverse transformations are given as $p_R = \frac{m_R}{m_R + m_L}p_{\text{cm}} + p_{\text{rm}}$ and $p_L = \frac{m_L}{m_R + m_L}p_{\text{cm}} - p_{\text{rm}}$. With this we obtain for the molecule term (defining $M = m_L + m_R$):

$$H_{\text{mol}} = \frac{p_{\text{cm}}^2}{2M} + \frac{p_{\text{rm}}^2}{2\mu} + \frac{1}{2}k_M x_{\text{rm}}^2 + \left(\frac{1}{2}k_M \Delta x^2 - k_M x_{\text{rm}} \Delta x \right) \sigma^\dagger \sigma, \quad (\text{A6})$$

from which we see that an electronic excitation couples to the relative motion of the nuclei:

$$H_{\text{el-vib}} = -k_M x_{\text{rm}} \Delta x \sigma^\dagger \sigma, \quad (\text{A7})$$

and leads to additional energy shift of $\frac{1}{2}k_M \Delta x^2 \sigma^\dagger \sigma$. We can now re-express the potentials from Eqs. (A2) in terms of center-of-mass and relative motion of the molecule (defining $W_{L\ell} = \sigma\sigma^\dagger W_{L\ell}^g + \sigma^\dagger\sigma W_{L\ell}^e$, $W_{R\ell} = \sigma\sigma^\dagger W_{R\ell}^g + \sigma^\dagger\sigma W_{R\ell}^e$):

$$W_{L\ell} = \frac{1}{2}k_{L\ell} \left(x_{\text{cm}} - \frac{m_R}{M} x_{\text{rm}} - x_\ell \right)^2 - k_{L\ell} \left(x_{\text{cm}} - \frac{m_R}{M} x_{\text{rm}} - x_\ell \right) \Delta x_{L\ell} \sigma^\dagger \sigma + \frac{1}{2}k_{L\ell} \Delta x_{L\ell}^2 \sigma^\dagger \sigma, \quad (\text{A8a})$$

$$W_{R\ell} = \frac{1}{2}k_{R\ell} \left(x_{\text{cm}} + \frac{m_L}{M} x_{\text{rm}} - x_\ell \right)^2 - k_{R\ell} \left(x_{\text{cm}} + \frac{m_L}{M} x_{\text{rm}} - x_\ell \right) \Delta x_{R\ell} \sigma^\dagger \sigma + \frac{1}{2}k_{R\ell} \Delta x_{R\ell}^2 \sigma^\dagger \sigma. \quad (\text{A8b})$$

We are mostly interested in the coupling between the phonons and the relative motion of the molecule (which will give rise to vibrational relaxation) as well as the coupling between the electronic excitation and the phonons. In the

expanded equations above we can see that the first term couples the relative motion of the molecule x_{rm} to the motion of the lattice atoms x_ℓ , while the second term couples x_ℓ to the electronic excitation $\sigma^\dagger\sigma$ and the last term is a constant energy shift. For left and right atom together this amounts to

$$H_{\text{vib-phon}} = -\frac{1}{2} \sum_\ell (k_{\text{R}\ell} - k_{\text{L}\ell}) x_\ell x_{\text{rm}}, \quad (\text{A9a})$$

$$H_{\text{el-phon}} = - \sum_\ell \Delta x_\ell (k_{\text{R}\ell} + k_{\text{L}\ell}) x_\ell \sigma^\dagger \sigma. \quad (\text{A9b})$$

where for simplicity we assumed equal masses $m_{\text{L}} = m_{\text{R}}$ and used that for symmetric molecules $\Delta x_{\text{L}} = -\Delta x_{\text{R}}$.

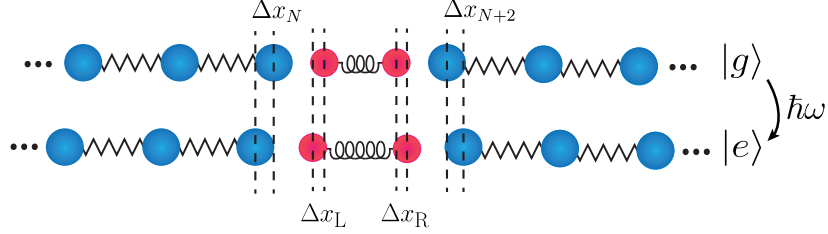


FIG. 7. *Derivation of coupling terms.* Electronic excitation of a diatomic molecule will lead to a modified bond length and consequently to a push of the surrounding crystal.

1. Bulk solution

The contribution of the bulk adds as (just considering nearest-neighbour interactions)

$$H_{\text{bulk}} = \sum_\ell \left(\frac{p_\ell^2}{2m} + \frac{1}{2} k_0 (x_\ell - x_{\ell+1})^2 \right), \quad (\text{A10})$$

with the main assumption that the presence of the molecule does not significantly alter the bulk modes. Newton's equations of motion for the displacements of the lattice atoms can be arranged in matrix form

$$\ddot{\mathbf{x}} = -\mathbf{M}\mathbf{x}, \quad (\text{A11})$$

where $\mathbf{x} = (x_1, \dots, x_{2N+1})$ and

$$\mathbf{M} = \frac{1}{m} \begin{pmatrix} 2k_0 & -k_0 & & 0 \\ -k_0 & 2k_0 & \ddots & \\ & \ddots & \ddots & -k_0 \\ 0 & & -k_0 & 2k_0 \end{pmatrix}, \quad (\text{A12})$$

where we assume a periodic lattice and neglect the edge modes in our analysis. This is a trigonal Toeplitz matrix which can be easily diagonalized ($\mathbf{D} = \mathbf{T}^{-1}\mathbf{M}\mathbf{T}$) where the k -th eigenvalue is given by

$$\omega_k^2 = \frac{4k_0}{m} \sin^2 \left(\frac{\pi k}{2(2N+2)} \right) = \omega_{\text{max}}^2 \sin^2 \left(\frac{\pi k}{2(2N+2)} \right), \quad (\text{A13})$$

with $k \in [1, 2N+1]$ and the associated normalized eigenvectors read

$$\mathbf{v}_k = \sqrt{\frac{1}{N+1}} \left(\sin \left(\frac{\pi k}{2N+2} \right), \dots, \sin \left(\frac{(2N+1)\pi k}{2N+2} \right) \right), \quad (\text{A14})$$

such that in the diagonal basis ($\mathbf{u} = \mathbf{T}^{-1}\mathbf{x}$) the equation of motion for the k -th mode is given by

$$\ddot{u}_k = -\omega_k^2 u_k. \quad (\text{A15})$$

We can now express the couplings from Eqs. (A9) in terms of the normal modes of the crystal. Further more we will consider only nearest-neighbour coupling for the molecule, i.e. $k_{R\ell}, k_{L\ell} = 0$ for $\ell \neq \{N, N+2\}$. We obtain with $x_\ell = \sum_{k=1}^{2N+2} (T_{\ell k}) u_k$

$$x_N = \sqrt{\frac{1}{N+1}} \sum_k \sin\left(\frac{\pi k N}{2N+2}\right) u_k, \quad (\text{A16a})$$

$$x_{N+2} = \sqrt{\frac{1}{N+1}} \sum_k \sin\left(\frac{\pi k (N+2)}{2N+2}\right) u_k, \quad (\text{A16b})$$

and consequently

$$H_{\text{vib-phon}} = -\frac{1}{2} \Delta k (x_{N+2} - x_N) x_{\text{rm}} = -\Delta k x_{\text{rm}} \sqrt{\frac{1}{N+1}} \sum_k \cos\left(\frac{\pi k}{2}\right) \sin\left(\frac{\pi k}{2N+2}\right) u_k, \quad (\text{A17a})$$

$$H_{\text{el-phon}} = -\Delta x_{N+2} k_{\text{tot}} (x_{N+2} - x_N) \sigma^\dagger \sigma = -2\Delta x_{N+2} k_{\text{tot}} \sqrt{\frac{1}{N+1}} \sum_k \cos\left(\frac{\pi k}{2}\right) \sin\left(\frac{\pi k}{2N+2}\right) u_k \sigma^\dagger \sigma. \quad (\text{A17b})$$

where we used that $\Delta x_{N+2} = -\Delta x_N$ and defined $\Delta k = k_{R(N+2)} - k_{L(N+2)} = k_{LN} - k_{RN}$, $k_{\text{tot}} = k_{R(N+2)} + k_{L(N+2)} = k_{RN} + k_{LN}$. We now quantize the Hamiltonians by introducing the position operators (and analog momentum operators) $Q_{\text{rm}} = Q_{\text{zpm}}(b^\dagger + b)$, $u_k = u_{\text{zpm}}^{(k)}(c_k^\dagger + c_k)$ with $Q_{\text{zpm}} = \sqrt{1/(2\mu\nu)}$, $u_{\text{zpm}}^{(k)} = \sqrt{1/(2m_0\omega_k)}$. We obtain

$$H_{\text{el-vib}} = -\lambda\nu (b^\dagger + b) \sigma^\dagger \sigma, \quad (\text{A18a})$$

$$H_{\text{vib-phon}} = -\sum_k \alpha_k q_k Q, \quad (\text{A18b})$$

$$H_{\text{el-phon}} = -\sum_k \lambda_k \omega_k (c_k^\dagger + c_k) \sigma^\dagger \sigma, \quad (\text{A18c})$$

where we have introduced the couplings

$$\lambda = \mu\nu Q_{\text{zpm}} \Delta x, \quad (\text{A19a})$$

$$\alpha_k = 2\Delta k \sqrt{\frac{1}{N+1}} \cos\left(\frac{\pi k}{2}\right) \sin\left(\frac{\pi k}{2N+2}\right) u_{\text{zpm}}^{(k)} Q_{\text{zpm}}, \quad (\text{A19b})$$

$$\lambda_k = 2\frac{k_{\text{tot}}}{\omega_k} \sqrt{\frac{1}{N+1}} \cos\left(\frac{\pi k}{2}\right) \sin\left(\frac{\pi k}{2N+2}\right) u_{\text{zpm}}^{(k)} \Delta x_{N+2}. \quad (\text{A19c})$$

We have further more introduced the dimensionless quadratures $Q = (b^\dagger + b)/\sqrt{2}$, $P = i(b^\dagger - b)/\sqrt{2}$ as well as $q_k = (c_k^\dagger + c_k)/\sqrt{2}$, $p_k = i(c_k^\dagger - c_k)/\sqrt{2}$ such that the following commutation relations hold: $[Q, P] = i$, $[q_k, p_{k'}] = i\delta_{kk'}$ and the Hamiltonian of the bulk can be expressed as $H_{\text{bulk}} = \sum_k \omega_k (p_k^2 + q_k^2)/2 = \sum_k \omega_k c_k^\dagger c_k$. Figure 8 shows a plot of the dispersion ω_k as well as the vibron-phonon coupling α_k .

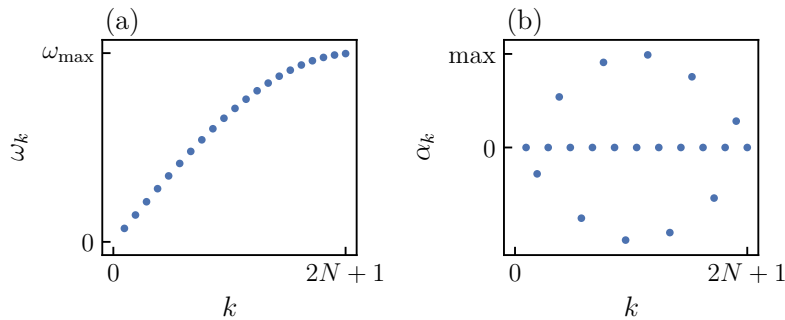


FIG. 8. *Vibrational relaxation.* a) Dispersion relation ω_k for the monoatomic crystal. b) Vibration-phonon coupling α_k .

Appendix B: Vibrational relaxation

The evolution of the molecule's vibrational mode can be calculated from Hamilton's equations of motion

$$\dot{Q} = \nu P, \quad (\text{B1a})$$

$$\dot{P} = -\nu Q + \sum_k \alpha_k q_k \quad (\text{B1b})$$

The evolution of the phonon bath degrees of freedom is governed by

$$\dot{q}_k = \omega_k p_k, \quad (\text{B2a})$$

$$\dot{p}_k = -\omega_k q_k + \alpha_k Q. \quad (\text{B2b})$$

We can derive an effective equation of motion for Q and P by eliminating the bath degrees of freedom. We can write Eqs. (B2) in matrix form $\dot{\mathbf{v}} = \mathbf{M}\mathbf{v} + \mathbf{v}_{\text{inhom}}$ with $\mathbf{v} = (q_k, p_k)^T$ and $\mathbf{v}_{\text{inhom}} = (0, \alpha_k Q)^T$. The solution is given by

$$\mathbf{v}(t) = \mathbf{T}e^{\mathbf{\Lambda}t}\mathbf{T}^{-1}\mathbf{v}(0) + \int_0^t dt' \mathbf{T}e^{\mathbf{\Lambda}(t-t')}\mathbf{T}^{-1}\mathbf{v}_{\text{inhom}}(t'), \quad (\text{B3})$$

with $\mathbf{M} = \mathbf{T}\mathbf{\Lambda}\mathbf{T}^{-1}$, $\mathbf{\Lambda} = \text{diag}(i\omega_k, -i\omega_k)$ and

$$\mathbf{T} = \frac{1}{\sqrt{2}} \begin{bmatrix} -i & i \\ 1 & 1 \end{bmatrix}, \quad \mathbf{T}^{-1} = \frac{1}{\sqrt{2}} \begin{bmatrix} i & 1 \\ -i & 1 \end{bmatrix}. \quad (\text{B4})$$

With this we can derive the solution for $q_k(t)$

$$q_k(t) = q_k(0) \cos(\omega_k t) + p_k(0) \sin(\omega_k t) + \alpha_k \int_0^t dt' \sin(\omega_k(t-t'))Q(t'), \quad (\text{B5})$$

and subsequently for \dot{P} (after partial integration):

$$\dot{P} = -\nu Q(t) + \sum_k \left(\frac{\alpha_k^2}{\omega_k} Q(t) - \frac{\alpha_k^2}{\omega_k} \cos(\omega_k t) Q(0) - \frac{\alpha_k^2 \nu}{\omega_k} \int_0^t dt' \cos(\omega_k(t-t'))P(t') \right) + \xi(t), \quad (\text{B6})$$

where we introduced the fluctuating force $\xi(t) = \sum_k (\alpha_k q_k(0) \cos(\omega_k t) + \alpha_k p_k(0) \sin(\omega_k t))$. One can easily check that the second term in the sum above sums to zero in the continuum limit while the first term is a renormalization of the vibrational frequency with $\tilde{\nu} = \nu - \nu_s$. Using the expressions derived above we can calculate

$$\nu_s = \frac{4\Delta k^2}{\omega_{\text{max}}^2 \mu \nu m_0} \frac{1}{N+1} \sum_k \cos^2\left(\frac{\pi k}{2}\right) \cos^2\left(\frac{\pi k}{4(N+1)}\right) = \frac{2\Delta k^2}{\omega_{\text{max}}^2 \mu \nu m_0} = \frac{\Delta k^2}{2k_0 \mu \nu} = \nu \frac{\Delta k^2}{2k_0 k_M} \quad (\text{B7})$$

(for $N \gg 1$). All together the vibrational relaxation can be written as

$$\dot{P} = -\tilde{\nu}Q + \xi(t) - (\Gamma * P)(t), \quad (\text{B8})$$

where $*$ denotes the convolution $(\Gamma * P)(t) = \int_0^\infty dt' \Gamma(t-t')P(t')$ and

$$\Gamma(t) = \sum_k \frac{\alpha_k^2 \nu}{\omega_k} \cos(\omega_k t) \Theta(t) = 2\nu \nu_s \left[\frac{1}{N+1} \sum_k \cos^2\left(\frac{\pi k}{2}\right) \cos^2\left(\frac{\pi k}{4(N+1)}\right) \cos(\omega_k t) \Theta(t) \right]. \quad (\text{B9})$$

In the continuum limit this can be approximated by

$$\Gamma(t) = \frac{2\nu \nu_s}{\omega_{\text{max}}} \frac{J_1(\omega_{\text{max}}|t|)}{|t|} \Theta(t), \quad (\text{B10})$$

where $J_n(x)$ are the Bessel functions of first kind. The random force has zero average but non-vanishing correlations

$$\langle \xi(t) \xi(t') \rangle = \sum_k \frac{\alpha_k^2}{2} \left(\coth\left(\frac{\beta \omega_k}{2}\right) \cos(\omega_k(t-t')) - i \sin(\omega_k(t-t')) \right), \quad (\text{B11})$$

where we denote by $\langle \bullet \rangle = \text{Tr}[\bullet \rho_{\text{th}}]$ the thermal average. The commutator reads

$$[\xi(t), \xi(t')] = -i \sum_k \alpha_k^2 \sin(\omega_k(t - t')). \quad (\text{B12})$$

In the continuum limit $N \rightarrow \infty$ (using the prescription $\sum_k \rightarrow \frac{L}{\pi} \int dq \rightarrow \int d\omega n(\omega)$ where $\frac{\pi k}{2N+1} = \frac{qL}{2N+1} = qa$) we can rewrite the correlation function as

$$\begin{aligned} \langle \xi(t) \xi(t') \rangle &= \int_0^{\omega_{\text{max}}} d\omega n(\omega) \frac{\alpha(\omega)^2}{2} \left[\coth\left(\frac{\beta\omega}{2}\right) \cos(\omega(t - t')) - i \sin(\omega(t - t')) \right] = \\ &= \int_{-\omega_{\text{max}}}^{\omega_{\text{max}}} d\omega n(\omega) \frac{\alpha(\omega)^2}{4} \left[\coth\left(\frac{\beta\omega}{2}\right) + 1 \right] e^{-i\omega(t-t')}. \end{aligned} \quad (\text{B13})$$

The density of states in 1D is given by

$$n(\omega) = \frac{L}{\pi} \frac{1}{d\omega/dq} = \frac{2L}{\pi a \sqrt{\omega_{\text{max}}^2 - \omega^2}}. \quad (\text{B14})$$

Multiplying this with the vibron-phonon coupling in frequency domain gives

$$n(\omega) \alpha(\omega)^2 = \frac{4\omega\nu_s}{\pi\omega_{\text{max}}^2} \sqrt{\omega_{\text{max}}^2 - \omega^2}. \quad (\text{B15})$$

Using this we can write the correlation function as

$$\langle \xi(t) \xi(t') \rangle = \frac{1}{2\pi} \int_{-\infty}^{\infty} d\omega \frac{\sqrt{\omega_{\text{max}}^2 - \omega^2}}{\omega_{\text{max}}} \Theta(\omega_{\text{max}} - \omega) \Theta(\omega_{\text{max}} + \omega) \frac{\Gamma_m \omega}{\nu} \left(\coth\left(\frac{\beta\omega}{2}\right) + 1 \right) e^{-i\omega(t-t')}, \quad (\text{B16})$$

where we denote by Γ_m the Markovian decay rate $\Gamma_m = \frac{2\nu\nu_s}{\omega_{\text{max}}}$. We note that Γ_m actually increases with ω_{max} (in our derivation we assumed the reduced mass of the molecule to be equal to the lattice atoms $\mu \approx m_0$): $\Gamma_m = \frac{\Delta k^2}{4k_0^2} \omega_{\text{max}}$.

We can see that we obtain an effective frequency-dependent decay rate $\Gamma_r(\omega) = \frac{\Gamma_m \sqrt{\omega_{\text{max}}^2 - \omega^2}}{\omega_{\text{max}}} \Theta(\omega_{\text{max}} - \omega) \Theta(\omega_{\text{max}} + \omega)$ (the real part of the Fourier transform of $\Gamma(t)$). In the limit $\omega_{\text{max}} \rightarrow \infty$ this becomes the standard result for a harmonic oscillator in a thermal bath

$$\langle \xi(t) \xi(t') \rangle = \frac{1}{2\pi} \int_{-\infty}^{\infty} d\omega \frac{\Gamma_m \omega}{\nu} \left(\coth\left(\frac{\beta\omega}{2}\right) + 1 \right) e^{-i\omega(t-t')}. \quad (\text{B17})$$

Appendix C: Collective vibrational relaxation

We now consider two molecular impurities inside the 1D chain at a distance $2j$. Again we assume that both of them do not significantly perturb the bulk modes. The Hamiltonian reads:

$$H = \frac{\nu_1 P_1^2}{2} + \frac{\nu_1 Q_1^2}{2} + \frac{\nu_2 P_2^2}{2} + \frac{\nu_2 Q_2^2}{2} + \sum_k \left(\frac{\omega_k}{2} p_k^2 + \frac{\omega_k}{2} q_k^2 - \alpha_{k,1} q_k Q_1 - \alpha_{k,2} q_k Q_2 \right). \quad (C1)$$

From this we can calculate equations of motion for the molecular coordinates

$$\dot{Q}_1 = \nu_1 P_1, \quad (C2)$$

$$\dot{Q}_2 = \nu_2 P_2, \quad (C3)$$

$$\dot{P}_1 = -\nu_1 Q_1 + \sum_k \alpha_{k,1} q_k, \quad (C4)$$

$$\dot{P}_2 = -\nu_2 Q_2 + \sum_k \alpha_{k,2} q_k, \quad (C5)$$

as well as for the system coordinates

$$\dot{q}_k = \omega_k p_k, \quad (C6)$$

$$\dot{p}_k = -\omega_k q_k + \alpha_{k,1} Q_1 + \alpha_{k,2} Q_2. \quad (C7)$$

Following the same procedure as in section B we can solve for q_k to obtain

$$q_k(t) = \cos(\omega_k t) q_k(0) + \sin(\omega_k t) p_k(0) + \int_0^t dt' \sin(\omega_k(t-t')) \alpha_{k,1} Q_1 + \int_0^t dt' \sin(\omega_k(t-t')) \alpha_{k,2} Q_2. \quad (C8)$$

Plugging this into the equations of motion for the system variables we obtain

$$\dot{P}_1 = -\nu_1 Q_1 + \xi_1(t) + \sum_k \left(\int_0^t dt' \alpha_{k,1}^2 \sin(\omega_k(t-t')) Q_1 + \int_0^t dt' \alpha_{k,1} \alpha_{k,2} \sin(\omega_k(t-t')) Q_2 \right) \quad (C9)$$

$$\dot{P}_2 = -\nu_2 Q_2 + \xi_2(t) + \sum_k \left(\int_0^t dt' \alpha_{k,1} \alpha_{k,2} \sin(\omega_k(t-t')) Q_1 + \int_0^t dt' \alpha_{k,2}^2 \sin(\omega_k(t-t')) Q_2 \right), \quad (C10)$$

where we introduced the input noises $\xi_1(t) = \sum_k \alpha_{k,1} (\cos(\omega_k t) q_k(0) + \sin(\omega_k t) p_k(0))$ and $\xi_2(t) = \sum_k \alpha_{k,2} (\cos(\omega_k t) q_k(0) + \sin(\omega_k t) p_k(0))$. Again partially integrating we find

$$\dot{P}_1 = -\nu_1 Q_1(t) + \xi_1(t) + \sum_k \left(\frac{\alpha_{k,1}^2}{\omega_k} Q_1(t) - \frac{\alpha_{k,1}^2}{\omega_k} \cos(\omega_k t) Q_1(0) - \int_0^t dt' \frac{\alpha_{k,1}^2}{\omega_k} \cos(\omega_k(t-t')) \nu_1 P_1 \right) \quad (C11a)$$

$$+ \frac{\alpha_{k,1} \alpha_{k,2}}{\omega_k} Q_2(t) - \frac{\alpha_{k,1} \alpha_{k,2}}{\omega_k} \cos(\omega_k t) Q_2(0) - \int_0^t dt' \frac{\alpha_{k,1} \alpha_{k,2}}{\omega_k} \cos(\omega_k(t-t')) \nu_2 P_2,$$

$$\dot{P}_2 = -\nu_2 Q_2(t) + \xi_2(t) + \sum_k \left(\frac{\alpha_{k,2}^2}{\omega_k} Q_2(t) - \frac{\alpha_{k,2}^2}{\omega_k} \cos(\omega_k t) Q_2(0) - \int_0^t dt' \frac{\alpha_{k,2}^2}{\omega_k} \cos(\omega_k(t-t')) \nu_2 P_2 \right) \quad (C11b)$$

$$+ \frac{\alpha_{k,1} \alpha_{k,2}}{\omega_k} Q_1(t) - \frac{\alpha_{k,1} \alpha_{k,2}}{\omega_k} \cos(\omega_k t) Q_1(0) - \int_0^t dt' \frac{\alpha_{k,1} \alpha_{k,2}}{\omega_k} \cos(\omega_k(t-t')) \nu_1 P_1.$$

The two noise terms are correlated according to

$$\langle \xi_1(t) \xi_2(t') \rangle = \sum_k \frac{\alpha_{k,1} \alpha_{k,2}}{2} \left(\coth \left(\frac{\beta \omega_k}{2} \right) \cos(\omega_k(t-t')) - i \sin(\omega_k(t-t')) \right). \quad (C12)$$

We now still have to determine the coupling coefficients $\alpha_{k,1}$ and $\alpha_{k,2}$. In the following we will assume that the two molecules are placed at q_{N+1-j} and q_{N+1+j} , respectively. The couplings are then determined by the neighboring atoms $q_{N+1-j\pm 1}$ and $q_{N+1+j\pm 1}$:

$$q_{\pm 1} = \sqrt{\frac{1}{N+1}} \sum_k \sin \left(\frac{\pi k(N+1-j\pm 1)}{2N+2} \right) q_k, \quad q_{\pm 2} = \sqrt{\frac{1}{N+1}} \sum_k \sin \left(\frac{-\pi k(N+1+j\pm 1)}{2N+2} \right) q_k, \quad (C13)$$

where we denote the neighboring couplings for the first molecule by ± 1 and for the second molecule by ± 2 . With this we can calculate the coupling coefficients (using that $\sin \alpha - \sin \beta = 2 \cos(\frac{\alpha+\beta}{2}) \sin(\frac{\alpha-\beta}{2})$):

$$\alpha_{k,1} = 2\Delta k_1 Q_{\text{zpm},1} u_{\text{zpm}}^{(k)} \sqrt{\frac{1}{N+1}} \cos\left(\frac{\pi k(N+1-j)}{2N+2}\right) \sin\left(\frac{\pi k}{2N+2}\right), \quad (\text{C14})$$

$$\alpha_{k,2} = 2\Delta k_2 Q_{\text{zpm},2} u_{\text{zpm}}^{(k)} \sqrt{\frac{1}{N+1}} \cos\left(\frac{\pi k(N+1+j)}{2N+2}\right) \sin\left(\frac{\pi k}{2N+2}\right). \quad (\text{C15})$$

With this we obtain for the product $\alpha_{k,1}\alpha_{k,1}$ (using that $\cos(\alpha)\cos(\beta) = [\cos(\alpha+\beta) + \cos(\alpha-\beta)]/2$):

$$\begin{aligned} \alpha_{k,1}\alpha_{k,2} &= 2\Delta k_1 \Delta k_2 Q_{\text{zpm},1} Q_{\text{zpm},2} (u_{\text{zpm}}^{(k)})^2 \left(\frac{1}{N+1}\right) \left(\cos\left(\frac{\pi k j}{N+1}\right) + \cos(\pi k)\right) \sin^2\left(\frac{\pi k}{2N+2}\right) = \\ &= \frac{2}{k_0} \sqrt{\nu_{s,1}\nu_{s,2}} (u_{\text{zpm}}^{(k)})^2 \left(\frac{1}{N+1}\right) \left(\cos\left(\frac{\pi k j}{N+1}\right) + \cos(\pi k)\right) \sin^2\left(\frac{\pi k}{2N+2}\right). \end{aligned} \quad (\text{C16})$$

We can finally write Eqs. (C11) as (neglecting the terms that sum to zero in the continuum limit)

$$\dot{P}_1 = -\tilde{\nu}_1 Q_1 - \Omega Q_2 - (\Gamma_1 * P_1) - (\Gamma_{12} * P_2) + \xi_1, \quad (\text{C17a})$$

$$\dot{P}_2 = -\tilde{\nu}_2 Q_2 - \Omega Q_1 - (\Gamma_2 * P_2) - (\Gamma_{21} * P_1) + \xi_2, \quad (\text{C17b})$$

where we defined $\Omega = \sum_k \frac{\alpha_{k,1}\alpha_{k,2}}{\omega_k}$, $\Gamma_{12}(t) = \sum_k \frac{\alpha_{k,1}\alpha_{k,2}}{\omega_k} \nu_2 \cos(\omega_k t) \Theta(t)$, $\Gamma_{21}(t) = \sum_k \frac{\alpha_{k,1}\alpha_{k,2}}{\omega_k} \nu_1 \cos(\omega_k t) \Theta(t)$. Let us for simplicity assume two identical molecules $\nu_1 = \nu_2$. We can write the collective decay as

$$\Gamma_{12}(t) = \Gamma_{21}(t) = \frac{2\nu\nu_s}{N+1} \sum_k \cos\left(\frac{\pi k(N+1-j)}{2(N+1)}\right) \cos\left(\frac{\pi k(N+1+j)}{2(N+1)}\right) \cos^2\left(\frac{\pi k}{4(N+1)}\right) \cos(\omega_k t) \Theta(t). \quad (\text{C18})$$

In the continuum limit this can be approximated by

$$\Gamma_{12}(t) = \Gamma_{21}(t) = \Gamma_m 4j \frac{J_{4j}(\omega_{\max}|t|)}{|t|} \Theta(t). \quad (\text{C19})$$

Taking the Fourier transform of Eqs. (C17) we obtain the pair of algebraic equations (again assuming identical molecules)

$$-i\omega P_1(\omega) = -\tilde{\nu} Q_1(\omega) - \Omega Q_2(\omega) - \sqrt{2\pi} \Gamma_1(\omega) P_1(\omega) - \sqrt{2\pi} \Gamma_{12}(\omega) P_2(\omega) + \xi_1(\omega) \quad (\text{C20a})$$

$$-i\omega P_2(\omega) = -\tilde{\nu} Q_2(\omega) - \Omega Q_1(\omega) - \sqrt{2\pi} \Gamma_2(\omega) P_2(\omega) - \sqrt{2\pi} \Gamma_{12}(\omega) P_1(\omega) + \xi_2(\omega). \quad (\text{C20b})$$

The Fourier transform of Γ_{12} can be obtained in two steps. The Fourier transform of the product $\tilde{f}_{4j}(t)\Theta(t)$ where $\tilde{f}_{4j}(t) = f_{4j}(\omega_{\max}t) = \omega_{\max}(J_{4j}(\omega_{\max}t)/(\omega_{\max}t))$, is given by

$$\begin{aligned} \mathcal{F}(\tilde{f}_{4j}(t)\Theta(t))(\omega) &= \frac{\mathcal{F}(\tilde{f}_{4j})(\omega)}{2} - \frac{1}{2} \int_{-\infty}^{\infty} d\omega' \frac{\mathcal{F}(\tilde{f}_{4j})(\omega')}{i\pi(\omega' - \omega)} \\ &= \frac{\mathcal{F}(f_{4j})\left(\frac{\omega}{\omega_{\max}}\right)}{2\omega_{\max}} + \frac{i}{2\pi\omega_{\max}} \int_{-\infty}^{\infty} d\omega' \frac{\mathcal{F}(f_{4j})\left(\frac{\omega'}{\omega_{\max}}\right)}{(\omega' - \omega)}, \end{aligned} \quad (\text{C21a})$$

where we have used that $\mathcal{F}(\tilde{f}_{4j})(\omega) = (1/\omega_{\max})\mathcal{F}(f_{4j})(\omega/\omega_{\max})$. Since the Fourier transform of the term containing the Bessel function results in

$$\mathcal{F}\left(\frac{J_n(t)}{t}\right)(\omega) = \sqrt{\frac{2}{\pi}} \frac{i(-i)^n}{4j} U_{n-1}(\omega) \sqrt{1-\omega^2} \text{rect}\left(\frac{\omega}{2}\right), \quad (\text{C22a})$$

where U_{n-1} is a Chebyshev polynomial of the second kind, we obtain for the collective decay component

$$\begin{aligned} \mathcal{F}(\Gamma_{12})(\omega) &= \frac{1}{\sqrt{2\pi}} \left[i\Gamma_m U_{4j-1}\left(\frac{\omega}{\omega_{\max}}\right) \frac{\sqrt{\omega_{\max}^2 - \omega^2}}{\omega_{\max}} \text{rect}\left(\frac{\omega}{2\omega_{\max}}\right) \right. \\ &\quad \left. - \frac{\Gamma_m}{\pi} \int_{-1}^1 dy U_{4j-1}(y) \frac{\sqrt{1-y^2}}{y-x} \right], \end{aligned} \quad (\text{C23a})$$

where $y = \omega'/\omega_{\max}$ and $x = \omega/\omega_{\max}$. For $-1 < x < 1$ meaning that $-\omega_{\max} < \omega < \omega_{\max}$ we have

$$\int_{-1}^1 dy U_{4j-1}(y) \frac{\sqrt{1-y^2}}{y-x} = -\pi T_{4j}(x), \quad (\text{C24a})$$

with T_n being a Chebyshev polynomial of the first kind, we obtain

$$\mathcal{F}(\Gamma_{12})(\omega) = \frac{1}{\sqrt{2\pi}} \left[i\Gamma_m U_{4j-1} \left(\frac{\omega}{\omega_{\max}} \right) \frac{\sqrt{\omega_{\max}^2 - \omega^2}}{\omega_{\max}} \text{rect} \left(\frac{\omega}{2\omega_{\max}} \right) + \Gamma_m T_{4j} \left(\frac{\omega}{\omega_{\max}} \right) \right], \quad (\text{C25a})$$

and with it

$$\mathcal{F}(\Gamma_{12} * P_i)(\omega) = \left[i\Gamma_m U_{4j-1} \left(\frac{\omega}{\omega_{\max}} \right) \frac{\sqrt{\omega_{\max}^2 - \omega^2}}{\omega_{\max}} \text{rect} \left(\frac{\omega}{2\omega_{\max}} \right) + \Gamma_m T_{4j} \left(\frac{\omega}{\omega_{\max}} \right) \right] P_i(\omega). \quad (\text{C26a})$$

In the case that $\omega_{\max} \rightarrow \infty$ we obtain $\mathcal{F}(\Gamma_{12} * P_i)(\omega) \approx \Gamma_m P_i(\omega)$ which results in the equations of motion

$$\dot{P}_1 \approx -\tilde{\nu} Q_1 - \Omega Q_2 - \Gamma_m P_1 - \Gamma_m P_2 + \xi_1 \quad (\text{C27a})$$

$$\dot{P}_2 \approx -\tilde{\nu} Q_2 - \Omega Q_1 - \Gamma_m P_2 - \Gamma_m P_1 + \xi_2. \quad (\text{C27b})$$

Considering the coordinates $Q_+ = Q_1 + Q_2$, $P_+ = P_1 + P_2$ and $Q_- = Q_1 - Q_2$, $P_- = P_1 - P_2$ we obtain equations of motion for two independent oscillators

$$\dot{Q}_- = \tilde{\nu} \delta P \quad (\text{C28a})$$

$$\dot{P}_- \approx -(\tilde{\nu} - \Omega) Q_- + \xi_1 - \xi_2 \quad (\text{C28b})$$

$$\dot{Q}_+ = \tilde{\nu} P_+ \quad (\text{C28c})$$

$$\dot{P}_+ \approx -(\tilde{\nu} + \Omega) Q_+ - 2\Gamma_m P_+ + \xi_1 + \xi_2, \quad (\text{C28d})$$

where the first is protected from vibrational decay.

Appendix D: Fundamental vibron-phonon processes

To investigate the evolution of a single vibron state we have to develop an optimal framework first. Starting with the Hamiltonian

$$H = \nu b^\dagger b + \sum_{k=1}^N \omega_k c_k^\dagger c_k - \sum_{k=1}^N \alpha_k (b + b^\dagger)(c_k + c_k^\dagger) \quad (D1)$$

we go to the interaction picture following

$$\begin{aligned} \tilde{H} &= U H U^\dagger - i U \partial_t U^\dagger \\ &= - \sum_{k=1}^N \alpha_k (e^{-i\nu t} b + e^{i\nu t} b^\dagger) (e^{-i\omega_k t} c_k + e^{i\omega_k t} c_k^\dagger), \end{aligned} \quad (D2)$$

where $U = e^{iH_0 t}$ and $H_0 = \nu b^\dagger b + \sum_{k=1}^N \omega_k c_k^\dagger c_k$. With the initial state in the Schrödinger picture given by $|1_\nu, \text{vac}_{\text{ph}}\rangle$ we obtain $|\phi\rangle = U |1_\nu, \text{vac}_{\text{ph}}\rangle = e^{i\nu t} |1_\nu, \text{vac}_{\text{ph}}\rangle$. Following the Schrödinger equation $i\partial_t |\phi\rangle = \tilde{H} |\phi\rangle$ we acquire the Dyson series

$$\begin{aligned} |\phi(t)\rangle &= |\phi(0)\rangle - i \int_0^t dt_1 \tilde{H}(t_1) |\phi(0)\rangle - \int_0^t dt_1 \int_0^{t_1} dt_2 \tilde{H}(t_1) \tilde{H}(t_2) |\phi(0)\rangle + \dots \\ &= \sum_{j=0}^{\infty} (i)^j \int_0^t \int_0^{t_1} \dots \int_0^{t_{j-1}} dt_1 \dots dt_j \tilde{H}(t_1) \dots \tilde{H}(t_j) |\phi(0)\rangle \\ &= \mathcal{T} e^{-i \int_0^t d\tau \tilde{H}(\tau)} |1_\nu, \text{vac}_{\text{ph}}\rangle. \end{aligned} \quad (D3)$$

Evaluating the first order of the Dyson series we obtain

$$-i \int_0^t dt_1 \tilde{H}(t_1) |1_\nu, \text{vac}_{\text{ph}}\rangle = \sum_{k=1}^N \alpha_k \left[\left(\frac{e^{i(\omega_k - \nu)t} - 1}{\omega_k - \nu} \right) |0_\nu, 1_k\rangle + \sqrt{2} \left(\frac{e^{i(\omega_k + \nu)t} - 1}{\omega_k + \nu} \right) |2_\nu, 1_k\rangle \right]. \quad (D4)$$

In the case where we have a resonant component $\omega_j = \nu$ with $j \in \{1, \dots, N\}$ and since $\lim_{\omega \rightarrow 0} (e^{i\omega t} - 1)/\omega = it$ we obtain

$$\begin{aligned} -i \int_0^t dt_1 \tilde{H}(t_1) |1_\nu, \text{vac}_{\text{ph}}\rangle &= i\alpha_j t |0_\nu, 1_j\rangle + \sum_{k \neq j} \alpha_k \left(\frac{e^{i(\omega_k - \nu)t} - 1}{\omega_k - \nu} \right) |0_\nu, 1_k\rangle \\ &\quad + \sum_{k=1}^N \alpha_k \sqrt{2} \left(\frac{e^{i(\omega_k + \nu)t} - 1}{\omega_k + \nu} \right) |2_\nu, 1_k\rangle, \end{aligned} \quad (D5)$$

which can emerge in the case where $\nu \in \{0, \dots, \omega_{\text{max}}\}$. No resonance condition can be fulfilled in the case where $\nu > \omega_{\text{max}}$ and the off resonant terms of Eq. D4 describe the dynamics.

Besides the single phonon resonances in the case $\nu \leq \omega_{\text{max}}$ also weak multi-phonon resonances can be found. For our initial state with one excitation in the vibrational state these terms can be found starting from the third order term of the Dyson expansion. For example for $\omega_{j_1} + \omega_{j_2} + \omega_{j_3} - \nu = 0$ where $j_1 \neq j_2 \neq j_3$ we obtain

$$\begin{aligned} &-i \int_0^t \int_0^{t_1} \int_0^{t_2} dt_1 dt_2 dt_3 \alpha_{j_1} \alpha_{j_2} \alpha_{j_3} e^{i[(\omega_{j_1} - \nu)t_1 + (\omega_{j_2} + \nu)t_2 + (\omega_{j_3} - \nu)t_3]} |0_\nu, 1_{j_1}, 1_{j_2}, 1_{j_3}\rangle \\ &= -i\alpha_{j_1} \alpha_{j_2} \alpha_{j_3} \left[\frac{i(e^{i(\omega_{j_1} + \omega_{j_2} + \omega_{j_3} - \nu)t} - 1)}{(\omega_{j_1} + \omega_{j_2} + \omega_{j_3} - \nu)(\omega_{j_2} + \omega_{j_3} - \nu)(\omega_{j_3} - \nu)} - \frac{i(e^{i(\omega_{j_1} - \nu)t} - 1)}{(\omega_{j_1} - \nu)(\omega_{j_2} + \omega_{j_3})(\omega_{j_3} - \nu)} \right. \\ &\quad \left. - \frac{i(e^{i(\omega_{j_1} + \omega_{j_2})t} - 1)}{(\omega_{j_1} + \omega_{j_2})(\omega_{j_2} + \nu)(\omega_{j_3} - \nu)} + \frac{i(e^{i(\omega_{j_1} - \nu)t} - 1)}{(\omega_{j_1} - \nu)(\omega_{j_2} + \nu)(\omega_{j_3} - \nu)} \right] |0_\nu, 1_{j_1}, 1_{j_2}, 1_{j_3}\rangle \\ &= \frac{i\alpha_{j_1} \alpha_{j_2} \alpha_{j_3} t}{(\omega_{j_2} + \omega_{j_3})(\omega_{j_3} - \nu)} |0_\nu, 1_{j_1}, 1_{j_2}, 1_{j_3}\rangle + \dots \end{aligned} \quad (D6)$$

These terms are small with respect to the resonances starting in the first order in the case where $\nu \leq \omega_{\text{max}}$ and in total are comparable to the off resonant terms.

Appendix E: Electron-phonon correlation

The electron-phonon interaction can be diagonalized by means of the polaron transformation $\mathcal{U} = |g\rangle \langle g| + \mathcal{D}^\dagger |e\rangle \langle e|$ (additionally leads to a renormalization of the electronic transition frequency $\omega_0 - \sum_k \lambda_k^2 \omega_k$). This is a collective transformation where $\mathcal{D}^\dagger = \prod_k \mathcal{D}_k^\dagger = e^{-\sum_k \lambda_k (c_k^\dagger - c_k)}$ is the (adjoint) displacement operator for all lattice modes. Most of the relevant physics is contained in the expectation values of $\langle \mathcal{D}_k^\dagger \rangle = \langle \mathcal{D}_k \rangle = e^{-(\lambda_k^2/2) \coth(\beta\omega_k/2)}$ as well as in the correlation function

$$\begin{aligned} \langle \mathcal{D}_k(t) \mathcal{D}_k^\dagger(t') \rangle &= \langle e^{-i\sqrt{2}\lambda_k p_k(t)} e^{i\sqrt{2}\lambda_k p_k(t')} \rangle = \langle e^{-i\sqrt{2}\lambda_k (p_k(t) - p_k(t'))} \rangle e^{\lambda_k^2 \langle [p_k(t), p_k(t')] \rangle} = \\ &= e^{-\lambda_k^2 \langle (p_k(t) - p_k(t'))^2 \rangle} e^{\lambda_k^2 \langle [p_k(t), p_k(t')] \rangle} = e^{-2\lambda_k^2 (\langle p_k^2(t) \rangle - \langle p_k(t) p_k(t') \rangle)} = \\ &= e^{-\lambda_k^2 (1 + 2\bar{n}_k)} e^{\lambda_k^2 [(1 + 2\bar{n}_k) \cos(\omega_k(t-t')) - i \sin(\omega_k(t-t'))]}, \end{aligned} \quad (\text{E1})$$

where we made use of the fact that Gaussian states are fully characterized by their second-order moments (and uneven ones are vanishing) and $p_k(t) = p_k(0) \cos(\omega_k t) - q_k(0) \sin(\omega_k t)$ with $\langle q_k^2(0) \rangle = \langle p_k^2(0) \rangle = \bar{n} + \frac{1}{2}$ and $\langle q_k(0) p_k(0) \rangle = -\langle p_k(0) q_k(0) \rangle = \frac{i}{2}$. We also notice that $\langle \mathcal{D}_k(t) \mathcal{D}_k^\dagger(t') \rangle = \langle \mathcal{D}_k^\dagger(t) \mathcal{D}_k(t') \rangle$. In the continuum limit we have (using that $1 + 2\bar{n}_k = \coth(\frac{\beta\omega_k}{2})$):

$$\langle \mathcal{D}^\dagger \rangle = \prod_k \langle \mathcal{D}_k^\dagger \rangle = e^{-\frac{1}{2} \int_0^{\omega_{\max}} d\omega n(\omega) \lambda(\omega)^2 \coth(\frac{\beta\omega}{2})}, \quad (\text{E2a})$$

$$\begin{aligned} \langle \mathcal{D}(t) \mathcal{D}^\dagger(t') \rangle &= \langle \mathcal{D}^\dagger(t) \mathcal{D}(t') \rangle = \prod_k \langle \mathcal{D}_k(t) \mathcal{D}_k^\dagger(t') \rangle = \\ &= e^{\int_0^{\omega_{\max}} d\omega n(\omega) \lambda(\omega)^2 [\coth(\frac{\beta\omega}{2}) (\cos(\omega(t-t')) - 1) - i \sin(\omega(t-t'))]}. \end{aligned} \quad (\text{E2b})$$

We denote by $J(\omega) = n(\omega) \lambda(\omega)^2 \omega^2 = \sum_k |\lambda_k \omega_k|^2 \delta(\omega - \omega_k)$ the spectral density of the electron-phonon coupling. From Eq. (A19c) we can derive for the 1D case:

$$n^{1D}(\omega) \lambda(\omega)^2 = \frac{8k_{\text{tot}}^2 \Delta x_{N+2}^2}{\pi m_0 \omega_{\max}^3} \frac{1}{\omega} \frac{\sqrt{\omega_{\max}^2 - \omega^2}}{\omega_{\max}}, \quad (\text{E3})$$

which leads to a divergence of the integral at small frequencies due to the $1/\omega$ -term. (in 1D the spectral density will always be proportional to ω for low frequencies). Considering a 3D density of states instead:

$$n^{3D}(\omega) = \frac{V}{(2\pi)^3} \frac{4\pi |q(\omega)|^2}{v_g(\omega)}, \quad (\text{E4})$$

with group velocity $v_g = d\omega/dq$ and $q(\omega)$ the inverted dispersion relation in 3D (we make the Debye assumption and assume a linear dependence between wavevector and frequency). With this we obtain for the spectral density

$$J^{3D}(\omega) = \lambda_{\text{e-ph}}^{3D} \omega^3 \frac{\sqrt{\omega_{\max}^2 - \omega^2}}{\omega_{\max}}, \quad (\text{E5})$$

where we introduced the 3D electron-phonon coupling constant $\lambda_{\text{e-ph}}^{3D} = \frac{16}{\pi^2} \frac{k_{\text{tot}}^2 \Delta x_{N+2}^2}{m_0 \omega_{\max}^5}$ which has units $[s^2]$. Figure 9 shows the schematic behavior of the spectral densities in 1D and 3D.

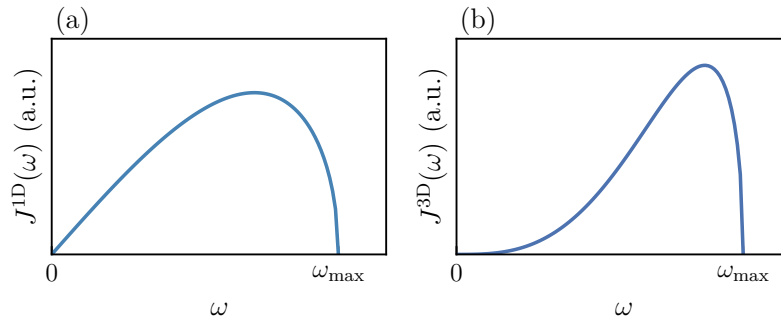


FIG. 9. *Spectral densities for electron-phonon coupling.* Comparison between spectral densities $J(\omega)$ in a) 1D and b) 3D.

Appendix F: Calculation of momentum correlation function

In the case of non-Markovian decay the time evolution of the momentum operator for the molecular vibration is given by

$$\dot{P}(t) = -\tilde{\nu}Q(t) - (\Gamma * P)(t) + \xi(t). \quad (\text{F1})$$

For the calculation of the correlation function $\langle P(t)P(t') \rangle$ it is convenient to go to Fourier space $\langle P(t)P(t') \rangle = \frac{1}{2\pi} \int d\omega \int d\omega' e^{-i\omega t} e^{-i\omega' t'} \langle P(\omega)P(\omega') \rangle$. The equations of motion for Q and P in Fourier space read

$$-i\omega Q(\omega) = \nu P(\omega), \quad (\text{F2a})$$

$$-i\omega P(\omega) = -\tilde{\nu}Q(\omega) - \Gamma(\omega)P(\omega) + \xi(\omega), \quad (\text{F2b})$$

where $\Gamma(\omega)$ denotes the Fourier transform of the damping kernel $\Gamma(t)$ and is given by

$$\begin{aligned} \Gamma(\omega) &= \Gamma_m \left[\frac{\sqrt{\omega_{\max}^2 - \omega^2}}{\omega_{\max}} \right] \Theta(\omega_{\max} - \omega) \Theta(\omega_{\max} + \omega) + i\Gamma_m \left[\frac{\sqrt{\omega^2 - \omega_{\max}^2}}{\omega_{\max}} \right] (\Theta(-\omega - \omega_{\max}) - \Theta(\omega - \omega_{\max})) + i \frac{\Gamma_m \omega}{\omega_{\max}} \\ &=: \Gamma_r(\omega) + i\Gamma_i(\omega). \end{aligned} \quad (\text{F3})$$

From Eqs. (F2) one can derive $Q(\omega) = \epsilon(\omega)\xi(\omega)$ and $P(\omega) = \chi(\omega)\xi(\omega)$, with the mechanical susceptibility $\chi(\omega) = -i\frac{\omega}{\nu}\epsilon(\omega) = -i\omega[\nu\tilde{\nu} - \omega^2 - i\Gamma(\omega)\omega]^{-1}$. The correlations of the input noise in time domain read:

$$\langle \xi(t)\xi(t') \rangle = \frac{1}{2\pi} \int_{-\omega_{\max}}^{\omega_{\max}} d\omega \frac{\Gamma_r(\omega)\omega}{\nu} \left(\coth\left(\frac{\beta\omega}{2}\right) + 1 \right) e^{-i\omega(t-t')} = \frac{1}{2\pi} \int_{-\infty}^{\infty} d\omega S_{\text{th}}(\omega) e^{-i\omega(t-t')}, \quad (\text{F4})$$

where we defined the thermal spectrum: $S_{\text{th}}(\omega) = \frac{\Gamma_r(\omega)\omega}{\nu} \left(\coth\left(\frac{\beta\omega}{2}\right) + 1 \right)$. With this we obtain for the noise correlation in frequency space

$$\langle \xi(\omega)\xi(\omega') \rangle = \frac{1}{(2\pi)^2} \int_{-\infty}^{\infty} dt \int_{-\infty}^{\infty} dt' \int_{-\infty}^{\infty} d\omega'' e^{-i\omega''(t-t')} S_{\text{th}}(\omega'') e^{i\omega t} e^{i\omega' t'} = S_{\text{th}}(\omega) \delta(\omega + \omega'), \quad (\text{F5})$$

from which we see that the noise is always δ -correlated in frequency domain but colored according to the thermal spectrum $S_{\text{th}}(\omega)$. Using that $\chi(-\omega) = \chi^*(\omega)$ we obtain (assuming $\nu \approx \tilde{\nu}$):

$$\langle P(t)P(t') \rangle = \frac{1}{2\pi} \int_{-\infty}^{\infty} d\omega e^{-i\omega(t-t')} |\chi(\omega)|^2 S_{\text{th}}(\omega) = \frac{1}{2\pi\nu} \int_{-\infty}^{\infty} d\omega e^{-i\omega(t-t')} \frac{\Gamma_r(\omega)\omega^3 \left[\coth\left(\frac{\beta\omega}{2}\right) + 1 \right]}{(\nu^2 - \omega^2 + \Gamma_i(\omega)\omega)^2 + \Gamma_r(\omega)^2 \omega^2}, \quad (\text{F6})$$

and similarly for the position correlation

$$\langle Q(t)Q(t') \rangle = \frac{1}{2\pi} \int_{-\infty}^{\infty} d\omega e^{-i\omega(t-t')} \frac{\Gamma_r(\omega)\nu\omega \left[\coth\left(\frac{\beta\omega}{2}\right) + 1 \right]}{(\nu^2 - \omega^2 + \Gamma_i(\omega)\omega)^2 + \Gamma_r(\omega)^2 \omega^2}. \quad (\text{F7})$$

Let us consider these integrals for the simplest case of Markovian decay $\Gamma_r(\omega) = \Gamma_m$, $\Gamma_i(\omega) = 0$ and zero temperature $\coth\left(\frac{\beta\omega}{2}\right) = 1$. If the susceptibility is sharply peaked $\Gamma_m \ll \nu$, we can solve these integrals by expanding around the pole $\omega = \nu + \delta$, where δ is a small frequency shift (valid as long as $\Gamma \ll \nu$ and we only have a cooling sideband). We obtain

$$\begin{aligned} \langle Q(t)Q(t') \rangle &= \langle P(t)P(t') \rangle = \frac{1}{2\pi} \int_{-\infty}^{\infty} d\delta e^{-i\nu(t-t')} e^{-i\delta(t-t')} \frac{2\Gamma_m\nu^2}{(-2\delta\nu)^2 + \Gamma_m^2\nu^2} = \\ &= \frac{1}{\sqrt{2\pi}} e^{-i\nu(t-t')} \int_{-\infty}^{\infty} d\delta \frac{1}{\sqrt{2\pi}} e^{-i\delta(t-t')} \frac{2\Gamma_m}{4\delta^2 + \Gamma_m^2} = \\ &= \frac{1}{2} e^{-(\frac{\Gamma_m}{2} + i\nu)|t-t'|}, \end{aligned} \quad (\text{F8})$$

where we used that $\mathcal{F}(\frac{a}{a^2+\omega^2}) = \sqrt{\frac{\pi}{2}}e^{-a|t|}$. In case of a non-zero temperature we now have two sidebands, a cooling sideband at ν (proportional to $\bar{n} + 1$) and a heating sideband at $-\nu$ (proportional to \bar{n}). We thus have to expand around both $\omega = \nu + \delta$ and $\omega = -\nu + \delta$. We obtain

$$\begin{aligned}
\langle P(t)P(t') \rangle &= \tag{F9} \\
&= \frac{1}{2\pi} \left[\int_{-\infty}^{\infty} d\delta e^{-i\nu(t-t')} e^{-i\delta(t-t')} \frac{\Gamma_m \nu^2 (2 + 2\bar{n})}{(-2\delta\nu)^2 + \Gamma_m^2 \nu^2} + \int_{-\infty}^{\infty} d\delta e^{+i\nu(t-t')} e^{-i\delta(t-t')} \frac{\Gamma_m \nu^2 (2\bar{n})}{(2\delta\nu)^2 + \Gamma_m^2 \nu^2} \right] = \\
&= \left(\frac{\bar{n} + 1}{2} \right) e^{-(\frac{\Gamma_m}{2} + i\nu)(t-t')} + \frac{\bar{n}}{2} e^{-(\frac{\Gamma_m}{2} - i\nu)(t-t')} = \\
&= \left[\left(\bar{n} + \frac{1}{2} \right) \cos(\nu(t-t')) - \frac{i}{2} \sin(\nu(t-t')) \right] e^{-\frac{\Gamma_m}{2}|t-t'|}.
\end{aligned}$$

Appendix G: Calculation of absorption spectrum

For the calculation of the absorption spectrum we follow the time dynamics of the polaron operator $\tilde{\sigma} = \mathcal{D}^\dagger(t)\mathcal{B}^\dagger(t)\sigma(t)$ (assuming Markovian relaxation for the vibrational mode):

$$\dot{\tilde{\sigma}} = -[\gamma - i(\omega_\ell - \tilde{\omega}_0)]\tilde{\sigma} + \eta_\ell \mathcal{D}^\dagger \mathcal{B}^\dagger + \sqrt{2\gamma}\tilde{\sigma}_{\text{in}} - i\lambda\sqrt{2}\Gamma_m \tilde{\sigma} P + i\lambda\sqrt{2}\tilde{\sigma}\xi, \quad (\text{G1})$$

where we defined $\tilde{\omega}_0 = \sum_k \lambda_k^2 \omega_k$ and used that $\dot{\tilde{\sigma}} = \dot{\mathcal{D}}^\dagger(t)\mathcal{B}^\dagger(t)\sigma(t) + \mathcal{D}^\dagger(t)\dot{\mathcal{B}}^\dagger(t)\sigma(t) + \mathcal{D}^\dagger(t)\mathcal{B}^\dagger(t)\dot{\sigma}(t)$. When taking the derivative of the displacement operators one has to be careful and use Feynman's rule for exponential operators, e.g. $\dot{\mathcal{B}}^\dagger(t) = \sqrt{2}i\lambda\mathcal{B}^\dagger \int_0^1 ds e^{-is\sqrt{2}\lambda P} \dot{P}(t) e^{is\sqrt{2}\lambda P}$ since $[P(t), \dot{P}(t)] \neq 0$. As shown in Ref. [29] the last two terms in the above Eq. (G1) cancel out when taking the average over the vibrational degree of freedom and consequently do not contribute. The expectation value of $\langle\sigma\rangle$ in steady state can then be derived from

$$\langle\sigma\rangle = \eta_\ell \int_{-\infty}^t dt' e^{-[\gamma - i(\omega_\ell - \tilde{\omega}_0)](t-t')} \langle\mathcal{D}(t)\mathcal{D}^\dagger(t')\rangle \langle\mathcal{B}(t)\mathcal{B}^\dagger(t')\rangle, \quad (\text{G2})$$

where the correlation function for the molecular displacement operators is given by (assuming Markovian vibrational relaxation):

$$\begin{aligned} \langle\mathcal{B}(t)\mathcal{B}^\dagger(t')\rangle &= \langle e^{-i\sqrt{2}\lambda P(t)} e^{i\sqrt{2}\lambda P(t')} \rangle = e^{-2\lambda^2(\langle P^2 \rangle - \langle P(t)P(t') \rangle)} \\ &= e^{-\lambda^2(1+2\bar{n})} e^{\lambda^2[(2\bar{n}+1)\cos(\nu(t-t')) - i\sin(\nu(t-t'))]} e^{-\frac{\Gamma_m}{2}(t-t')}. \end{aligned} \quad (\text{G3})$$

Let us first consider the purely vibrational part and ignore the electron-phonon part (corresponds to setting all $\lambda_k = 0$). We can rewrite

$$\begin{aligned} e^{\lambda^2[(2\bar{n}+1)\cos(\nu\tau) - i\sin(\nu\tau)]} e^{-\frac{\Gamma_m}{2}\tau} &= e^{\lambda^2[e^{-i\nu\tau} + 2\bar{n}\cos(\nu\tau)]} e^{-\frac{\Gamma_m}{2}\tau} = \sum_{n=0}^{\infty} \frac{\lambda^{2n}}{n!} e^{-n\frac{\Gamma_m}{2}\tau} (e^{-i\nu\tau} + 2\bar{n}\cos(\nu\tau))^n \\ &= \sum_{n=0}^{\infty} \frac{\lambda^{2n}}{n!} e^{-n\frac{\Gamma_m}{2}\tau} \sum_{k=0}^n \binom{n}{k} e^{-i\nu(n-k)\tau} (2\bar{n})^k \cos^k(\nu\tau) = \sum_{n=0}^{\infty} \frac{\lambda^{2n}}{n!} e^{-n(\frac{\Gamma_m}{2} + i\nu)\tau} \sum_{k=0}^n \sum_{l=0}^k \binom{n}{k} \binom{k}{l} \bar{n}^k e^{2l i \nu \tau}. \end{aligned} \quad (\text{G4})$$

The expectation value of the coherence in steady state becomes

$$\begin{aligned} \langle\sigma\rangle &= \eta_\ell \int_{-\infty}^t dt' e^{-[\gamma - i(\omega_\ell - \tilde{\omega}_0)](t-t')} \langle\mathcal{B}(t)\mathcal{B}^\dagger(t')\rangle \\ &= \eta_\ell \int_{-\infty}^t dt' e^{-[\gamma - i(\omega_\ell - \tilde{\omega}_0)](t-t')} e^{-\lambda^2(1+2\bar{n})} \sum_{n=0}^{\infty} \frac{\lambda^{2n}}{n!} e^{-n(\frac{\Gamma_m}{2} + i\nu)(t-t')} \sum_{k=0}^n \sum_{l=0}^k \binom{n}{k} \binom{k}{l} \bar{n}^k e^{2l i \nu (t-t')} \\ &= \eta_\ell \sum_{n=0}^{\infty} \frac{\lambda^{2n}}{n!} \sum_{l=0}^n \frac{e^{-\lambda^2(1+2\bar{n})} \sum_{k=l}^n \binom{n}{k} \binom{k}{l} \bar{n}^k}{(\gamma + n\frac{\Gamma_m}{2}) - i[(\omega_\ell - \tilde{\omega}_0) - (n-2l)\nu]} = \eta_\ell \sum_{n=0}^{\infty} \frac{\lambda^{2n}}{n!} \sum_{l=0}^n \frac{e^{-\lambda^2(1+2\bar{n})} \binom{n}{l} (\bar{n}+1)^{n-l} \bar{n}^l}{(\gamma + n\frac{\Gamma_m}{2}) - i[(\omega_\ell - \tilde{\omega}_0) - (n-2l)\nu]}, \end{aligned} \quad (\text{G5})$$

where we made use of the summation rule $\sum_{k=0}^n \sum_{l=0}^k a_{k,l} = \sum_{l=0}^n \sum_{k=l}^n a_{k,l}$ and of the binomial identity $\sum_{k=l}^n \binom{n}{k} \binom{k}{l} x^k = x^l (1+x)^{n-l} \binom{n}{l}$. The steady-state excited state population (extinction spectrum) in thermal equilibrium with the environment then follows from $\mathcal{P}_e = \langle\sigma^\dagger\sigma\rangle = \frac{\eta_\ell}{2\gamma} (\langle\sigma\rangle + \langle\sigma\rangle^*)$:

$$\mathcal{P}_e = \frac{\eta_\ell^2}{\gamma} \sum_{n=0}^{\infty} \frac{\lambda^{2n}}{n!} \sum_{l=0}^n \binom{n}{l} \frac{e^{-\lambda^2(1+2\bar{n})} (\bar{n}+1)^{n-l} \bar{n}^l (\gamma + n\frac{\Gamma_m}{2})}{(\gamma + n\frac{\Gamma_m}{2})^2 + [(\omega_\ell - \tilde{\omega}_0) - (n-2l)\nu]^2}. \quad (\text{G6})$$

Using that $(\bar{n}+1)/\bar{n} = e^{\beta\nu}$ we can also rewrite the displacement correlation function Eq. (G3) as

$$\langle\mathcal{B}(t)\mathcal{B}^\dagger(t')\rangle = e^{-\lambda^2(1+2\bar{n})} e^{\lambda^2 e^{-\Gamma_m(t-t')} \sqrt{\bar{n}(\bar{n}+1)} [e^{-i\nu(t-t')} e^{\beta\nu/2} + e^{i\nu(t-t')} e^{-\beta\nu/2}]}. \quad (\text{G7})$$

The generating function of the modified Bessel functions $I_n(x)$ is given by $e^{\frac{1}{2}x(t+1/t)} = \sum_{n=-\infty}^{\infty} I_n(x) t^n$. This yields

$$\langle\mathcal{B}(t)\mathcal{B}^\dagger(t')\rangle = e^{-\lambda^2(1+2\bar{n})} \sum_{n=-\infty}^{\infty} I_n \left(2\lambda^2 \sqrt{\bar{n}(\bar{n}+1)} e^{-\Gamma_m(t-t')} \right) e^{-n i \nu (t-t')} \left(\frac{\bar{n}+1}{\bar{n}} \right)^{n/2}. \quad (\text{G8})$$

For $|x| \ll 1$ one can approximate $I_n(ax) = I_n(x)a^{|n|}$. With this the integral over time can be performed resulting in the following expression for the absorption spectrum

$$\mathcal{P}_e = \eta_\ell^2 \sum_{n=-\infty}^{\infty} \frac{f_{\text{FC}} \left(\frac{\bar{n}+1}{\bar{n}} \right)^{n/2} I_n \left(2\lambda^2 \sqrt{\bar{n}(\bar{n}+1)} \right) (\gamma + |n| \frac{\Gamma_m}{2}) / \gamma}{(\gamma + |n| \frac{\Gamma_m}{2})^2 + (\omega_\ell - \omega_0 - n\nu')^2}, \quad (\text{G9})$$

Including the phonon modes, the collective phonon mode displacement correlation for N phonon modes can be expressed as

$$\langle \mathcal{D}(t) \mathcal{D}^\dagger(t') \rangle = \sum_{n_1, \dots, n_N}^{\infty} \sum_{l_1, \dots, l_N}^{n_1, \dots, n_N} e^{-i \sum_{k=1}^N [(n_k - 2l_k) \omega_k] (t-t')} \prod_{k=1}^N \left[\frac{\lambda^{n_k}}{n_k!} e^{-\lambda_k^2 (1+2\bar{n}_k)} \binom{n_k}{l_k} (\bar{n}_k + 1)^{n_k - l_k} \bar{n}_k^{l_k} \right]. \quad (\text{G10})$$

Together with the the vibrational modes, the total absorption spectrum can then be expressed in terms of discrete lines as

$$\mathcal{P}_e = \frac{\eta_\ell^2}{\gamma} \sum_{n=0}^{\infty} \sum_{l=0}^n \frac{\lambda^{2n}}{n!} e^{-\lambda^2 (1+2\bar{n})} \binom{n}{l} (\bar{n} + 1)^{n-l} \bar{n}^l \sum_{n_1, \dots, n_N}^{\infty} \sum_{l_1, \dots, l_N}^{n_1, \dots, n_N} \frac{\prod_{k=1}^N L_k(n_k) B_k(n_k, l_k) (\gamma + n \frac{\Gamma_m}{2})}{(\gamma + n \frac{\Gamma_m}{2})^2 + [(\omega_\ell - \tilde{\omega}_0) - (n - 2l)\nu - \sum_k (n_k - 2l_k) \omega_k]^2}, \quad (\text{G11})$$

where we introduced $L_k(n_k) = \frac{\lambda^{2n_k}}{n_k!} e^{-\lambda_k^2 (1+2\bar{n}_k)}$ and $B_k(n_k, l_k) = \binom{n_k}{l_k} (\bar{n}_k + 1)^{n_k - l_k} \bar{n}_k^{l_k}$.

Appendix H: Cavity spectroscopy

We now consider additional coupling to a cavity mode described by the Jaynes-Cummings Hamiltonian $H_{\text{JC}} = g(a^\dagger \sigma + a \sigma^\dagger)$. We now consider a driving of the cavity mode instead of the molecule. The equations of motion for a and the polaron operator $\tilde{\sigma}$ read

$$\dot{a} = -[\kappa - i(\omega_\ell - \omega_c)]a - ig\sigma + \sqrt{2\kappa}A_{\text{in}}, \quad (\text{H1})$$

$$\dot{\tilde{\sigma}} = -(\gamma + i\tilde{\omega}_0)\tilde{\sigma} - ig\mathcal{D}^\dagger \mathcal{B}^\dagger a + \sqrt{2\gamma}\tilde{\sigma}_{\text{in}}, \quad (\text{H2})$$

where we defined $A_{\text{in}} = (\eta_c/\sqrt{2\kappa} + a_{\text{in}})$. We can formally integrate the equation for the polaron operator:

$$\sigma(t) = -ig \int_{-\infty}^t dt' e^{-(\gamma + i\tilde{\omega}_0)(t-t')} \left[\mathcal{D}(t)\mathcal{D}^\dagger(t')\mathcal{B}(t)\mathcal{B}^\dagger(t')a(t') - \frac{\sqrt{2\gamma}}{ig}\mathcal{D}(t)\mathcal{B}(t)\tilde{\sigma}_{\text{in}}(t') \right]. \quad (\text{H3})$$

We can now plug this into the equation for a (additionally we average over the vibrational as well as electronic degrees of freedom):

$$\dot{a} = -[\kappa - i(\omega_\ell - \omega_c)]a - g^2 \int_{-\infty}^t dt' e^{-(\gamma + i\tilde{\omega}_0)(t-t')} [\langle \mathcal{D}(t)\mathcal{D}^\dagger(t') \rangle \langle \mathcal{B}(t)\mathcal{B}^\dagger(t') \rangle a(t')] + \sqrt{2\kappa}A_{\text{in}}. \quad (\text{H4})$$

Taking the averages we obtain

$$\langle \dot{a} \rangle = -[\kappa - i(\omega_\ell - \omega_c)]\langle a \rangle - g^2 \int_{-\infty}^{\infty} dt' e^{-(\gamma + i\tilde{\omega}_0)(t-t')} \Theta(t-t') \langle \mathcal{D}(t)\mathcal{D}^\dagger(t') \rangle \langle \mathcal{B}(t)\mathcal{B}^\dagger(t') \rangle \langle a(t') \rangle + \eta_c, \quad (\text{H5})$$

where we assumed factorizability between vibrational, phononic and optical degrees of freedom. We notice that the second term represents a convolution since $\langle \mathcal{D}(t)\mathcal{D}^\dagger(t') \rangle \langle \mathcal{B}(t)\mathcal{B}^\dagger(t') \rangle$ just depends on the time difference $t - t'$. Making the notation $H(t - t') = e^{-(\gamma + i\tilde{\omega}_0)(t-t')} \Theta(t - t') \langle \mathcal{D}(t)\mathcal{D}^\dagger(t') \rangle \langle \mathcal{B}(t)\mathcal{B}^\dagger(t') \rangle$ we obtain in Fourier space

$$-i\omega \langle a(\omega) \rangle = -[\kappa - i(\omega_\ell - \omega_c)]\langle a(\omega) \rangle - g^2 H(\omega) \langle a(\omega) \rangle + \eta_c \delta(\omega). \quad (\text{H6})$$

The electric field amplitude in Fourier space can therefore be expressed as

$$\langle a(\omega) \rangle = \frac{\eta_c \delta(\omega)}{g^2 H(\omega) - i\omega + [\kappa - i(\omega_\ell - \omega_c)]}, \quad (\text{H7})$$

and is related to the normalized cavity transmission $\mathcal{T}(\omega)$ via $\mathcal{T}(\omega) = \frac{\langle A_{\text{out}}(\omega) \rangle}{\langle A_{\text{in}}(\omega) \rangle}$. This gives

$$\mathcal{T}(\omega) = \frac{\kappa}{g^2 H(\omega) - i\omega + [\kappa - i(\omega_\ell - \omega_c)]}. \quad (\text{H8})$$

Let us focus on the purely vibrational part, i.e. $H(t - t') = e^{-(\gamma + i\omega_0)(t-t')} \Theta(t - t') \langle \mathcal{B}(t)\mathcal{B}^\dagger(t') \rangle$. We then obtain for a molecule in thermal equilibrium (assuming Markovian decay)

$$H(\omega) = \sum_{n=0}^{\infty} \frac{\lambda^{2n}}{n!} \sum_{l=0}^n \binom{n}{l} \frac{e^{-\lambda^2(1+2\bar{n})} (\bar{n} + 1)^{n-l} \bar{n}^l}{(\gamma + n\frac{\Gamma}{2}) - i[(\omega - \omega_0) - (n - 2l)\nu]}, \quad (\text{H9})$$

which simplifies to

$$H(\omega) = \sum_{n=0}^{\infty} \frac{\lambda^{2n}}{n!} \frac{e^{-\lambda^2}}{(\gamma + n\frac{\Gamma}{2}) - i[(\omega - \omega_0) - n\nu]}, \quad (\text{H10})$$

in the case of zero temperature $\bar{n} = 0$.

Appendix I: Polariton cross-talk

Let us start with the resonant Holstein-Cummings Hamiltonian for a single vibrational or phononic mode

$$H = (\omega_0 + \lambda^2\nu) \sigma^\dagger \sigma + \omega_0 a^\dagger a + \nu b^\dagger b - \lambda\nu(b^\dagger + b)\sigma^\dagger \sigma + g(a^\dagger \sigma + a\sigma^\dagger), \quad (\text{I1})$$

where the cavity is resonant to the bare electronic transition energy ω_0 . We diagonalize the Jaynes-Cummings part in the single-excitation subspace by introducing annihilation operators for upper and lower polariton.

$$U = \frac{1}{\sqrt{2}}(a + \sigma), \quad (\text{I2a})$$

$$L = \frac{1}{\sqrt{2}}(a - \sigma). \quad (\text{I2b})$$

Inserting this into the Hamiltonian gives

$$H = (\omega_0 + g + \frac{\lambda^2\nu}{2})U^\dagger U + (\omega_0 - g + \frac{\lambda^2\nu}{2})L^\dagger L + \nu b^\dagger b - \frac{\lambda\nu}{2}(b^\dagger + b)(U^\dagger U + L^\dagger L) + \frac{\lambda\nu}{2}(U^\dagger L + L^\dagger U)(b^\dagger + b). \quad (\text{I3})$$

We can interpret this as two vibrationally-dressed polaritons where the last term describes a coupling between upper and lower polariton. We can perform a polaron transform for both upper $\mathcal{U}_U = |g\rangle\langle g| + \mathcal{B}_{\text{pol}}^\dagger |U\rangle\langle U|$ and lower polaritonic state $\mathcal{U}_L = |g\rangle\langle g| + \mathcal{B}_{\text{pol}}^\dagger |L\rangle\langle L|$ where we introduce the displacement operator $\mathcal{B}_{\text{pol}}^\dagger = e^{-\frac{\lambda}{2}(b^\dagger - b)}$. Using that $\mathcal{U}_U b \mathcal{U}_U^\dagger = b + \frac{\lambda}{2}U^\dagger U$ (similarly for \mathcal{U}_L) this gives the transformed Hamiltonian

$$H_{\text{pol}} = \omega_+ U^\dagger U + \omega_- L^\dagger L + \nu b^\dagger b + \frac{\lambda\nu}{2}(U^\dagger L + L^\dagger U)(b^\dagger + b) + \frac{\lambda^2\nu}{2}(U^\dagger L + L^\dagger U), \quad (\text{I4})$$

with $\omega_\pm = \omega_0 \pm g + \frac{\lambda^2\nu}{4}$. We notice the additional last term which describes a direct polariton-polariton coupling, which is however negligible in the case of large Rabi splitting $2g \gg \lambda^2\nu$. We start with the equations of motion for the individual polaritons

$$\frac{dU}{dt} = -(\gamma_+ + i\omega_+)U - i\frac{\lambda\nu}{2}L(b^\dagger + b) + \sqrt{\kappa}a_{\text{in}} + \sqrt{\gamma}\sigma_{\text{in}}, \quad (\text{I5a})$$

$$\frac{dL}{dt} = -(\gamma_- + i\omega_-)L - i\frac{\lambda\nu}{2}U(b^\dagger + b) + \sqrt{\kappa}a_{\text{in}} - \sqrt{\gamma}\sigma_{\text{in}}, \quad (\text{I5b})$$

as well as the populations

$$\frac{d\mathcal{P}_U}{dt} = -2\gamma_+\mathcal{P}_U + \lambda\nu\Im\langle U^\dagger L(b^\dagger + b) \rangle, \quad (\text{I6a})$$

$$\frac{d\mathcal{P}_L}{dt} = -2\gamma_-\mathcal{P}_L + \lambda\nu\Im\langle L^\dagger U(b^\dagger + b) \rangle, \quad (\text{I6b})$$

with the hybridized decay rates $\gamma_\pm = \frac{\kappa \pm \gamma}{2}$. Let us calculate the energy transfer rate from upper to lower polariton κ_+ in a perturbative approach (the transfer from lower to upper polariton is then calculated analogously). To this end, one can assume initial excitation of the upper polariton $U^\dagger U(0) = \mathcal{P}_U(0)$ and consider the transfer to the lower polariton. If the decay rate of the upper polariton γ_+ is much larger than the transfer rate κ_+ one can assume that the population of the upper polariton is not modified due to the transfer $\mathcal{P}_U \approx -2\gamma_+\mathcal{P}_U$ but the population of the lower polariton sees an increase $\dot{\mathcal{P}}_L = -2\gamma_-\mathcal{P}_L + \kappa_+\mathcal{P}_U$. We have to calculate

$$\begin{aligned} \langle L^\dagger U(b^\dagger(t) + b(t)) \rangle &= i\frac{\lambda\nu}{2} \int_{-\infty}^t dt' \mathcal{P}_U(0) \langle (b(t') + b^\dagger(t')) (b(t) + b^\dagger(t)) \rangle e^{-(\gamma_- - i\omega_-)(t-t')} e^{-(\gamma_+ - i\omega_+)t'} e^{-(\gamma_+ + i\omega_+)t} \\ &= i\frac{\lambda\nu}{2} \left[\frac{\bar{n} + 1}{\Gamma_m/2 + i(\omega_+ - \omega_- - \nu)} + \frac{\bar{n}}{\Gamma_m/2 + i(\omega_+ - \omega_- + \nu)} \right] \mathcal{P}_U(t), \end{aligned} \quad (\text{I7})$$

where we assumed Markovian decay for the vibration and assumed fast vibrational relaxation $\Gamma_m \gg \gamma_\pm$. This leads to an energy transfer rate of

$$\kappa_+ = \frac{\lambda^2\nu^2}{4} \Gamma_m \left[\frac{\bar{n} + 1}{(\Gamma_m/2)^2 + (\omega_+ - \omega_- - \nu)^2} + \frac{\bar{n}}{(\Gamma_m/2)^2 + (\omega_+ - \omega_- + \nu)^2} \right]. \quad (\text{I8})$$

The transfer from lower to upper polariton can then be calculated by assuming initial population of the lower polariton from $\langle U^\dagger L(b^\dagger + b) \rangle$ as

$$\kappa_- = \frac{\lambda^2 \nu^2}{4} \Gamma_{\text{m}} \left[\frac{\bar{n} + 1}{(\Gamma_{\text{m}}/2)^2 + (\omega_+ - \omega_- + \nu)^2} + \frac{\bar{n}}{(\Gamma_{\text{m}}/2)^2 + (\omega_+ - \omega_- - \nu)^2} \right]. \quad (19)$$