

A Constructive Formalization of the Weak Perfect Graph Theorem

Abhishek Kr Singh¹ and Raja Natarajan²

¹ Tata Institute of Fundamental Research, Mumbai, India
abhishek.uor@gmail.com

² Tata Institute of Fundamental Research, Mumbai, India
raja@tifr.res.in

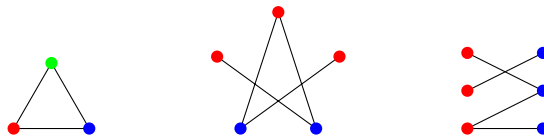
Abstract

The Perfect Graph Theorems are important results in graph theory describing the relationship between clique number $\omega(G)$ and chromatic number $\chi(G)$ of a graph G . A graph G is called *perfect* if $\chi(H) = \omega(H)$ for every induced subgraph H of G . The Strong Perfect Graph Theorem (SPGT) states that a graph is perfect if and only if it does not contain an odd hole (or an odd anti-hole) as its induced subgraph. The Weak Perfect Graph Theorem (WPGT) states that a graph is perfect if and only if its complement is perfect. In this paper, we present a formal framework for working with finite simple graphs. We model finite simple graphs in the Coq Proof Assistant by representing its vertices as a finite set over a countably infinite domain. We argue that this approach provides a formal framework in which it is convenient to work with different types of graph constructions (or expansions) involved in the proof of the Lovász Replication Lemma (LRL), which is also the key result used in the proof of Weak Perfect Graph Theorem. Finally, we use this setting to develop a constructive formalization of the Weak Perfect Graph Theorem.

Digital Object Identifier 10.4230/LIPIcs.CPP.2020.

1 Introduction

The chromatic number $\chi(G)$ of a graph G is the minimum number of colours needed to colour the vertices of G so that no two adjacent vertices get the same colour. Finding out the chromatic number of a graph is NP-Hard [7]. However, an obvious lower bound for $\chi(G)$ is the clique number $\omega(G)$, the size of the biggest clique in G . For example, consider the graphs shown in Figure 1.



■ **Figure 1** Some graphs where $\chi(G) = \omega(G)$

In each of these cases the number of colours needed is the minimum we can hope (i.e. $\chi(G) = \omega(G)$). We call such graphs *nice graphs* because they admit a nice colouring (i.e. $\chi(G) = \omega(G)$). Can we always hope $\chi(G) = \omega(G)$ for every graph G ?

Consider the cycle of odd length 5 and its complement shown in Figure 2. In this case one can see that $\chi(G) = 3$ and $\omega(G) = 2$ (i.e. $\chi(G) > \omega(G)$).

In fact the gap between $\chi(G)$ and $\omega(G)$ can be made arbitrarily large. Consider the other graph shown in Figure 2 which consists of two disjoint 5-cycles with all possible edges between the two cycles. This graph is a special case of a general construction where



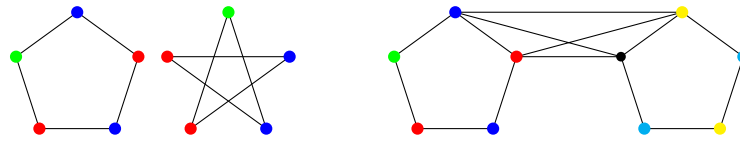
licensed under Creative Commons License CC-BY

The 9th ACM SIGPLAN International Conference on Certified Programs and Proofs (CPP 2020).

Leibniz International Proceedings in Informatics



LIPICs Schloss Dagstuhl – Leibniz-Zentrum für Informatik, Dagstuhl Publishing, Germany



■ **Figure 2** Some graphs where, $\chi(G) > \omega(G)$. For k disjoint 5-cycles $\chi(G) = 3k$ and $\omega(G) = 2k$.

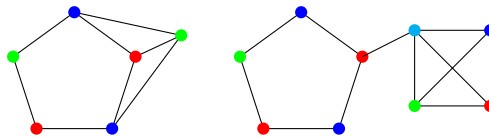
we have k disjoint 5-cycles with all possible edges between any two copies. In this case one can show [10] that $\chi(G) = 3k$ but $\omega(G) = 2k$.

1.1 Perfect Graphs

A cycle of odd length greater than or equal to 5 is called an *odd hole* and the complement of an odd hole is called an *odd anti-hole*. We say that a graph H is an *induced subgraph* of G , if H is a subgraph of G and $E(H) = \{uv \in E(G) \mid u, v \in V(H)\}$. It is interesting to note that all the graphs presented till now that do not have a nice colouring (i.e. $\chi(G) > \omega(G)$) have an odd hole (or odd anti-hole) as induced subgraph.

On the other hand, there are also some graphs containing odd holes, where $\chi(G) = \omega(G)$ (see Figure 3). Following definition of *perfect graph* avoids such constructions (similar to Figure 3), by making the idea of nice colouring hereditary.

► **Definition 1.** A graph G is called a perfect graph if $\chi(H) = \omega(H)$ for all of its induced subgraphs H .



■ **Figure 3** Graphs with $\chi(G) = \omega(G)$, and having odd hole as induced subgraph.

1.2 Perfect Graph Theorems

The perfectness of a graph G can be confirmed by verifying $\chi(H) = \omega(H)$ for every induced subgraph H of G . However, this procedure can be very costly for graphs of large order. The Perfect Graph Theorems are useful results in this direction because they provide an alternate characterisation of perfect graphs that does not require verifying $\chi(H) = \omega(H)$ for every induced subgraph H .

In 1961, Claude Berge noticed that the presence of odd holes (or odd anti-holes) as induced subgraph is the only possible obstruction for a graph to be perfect. This led him to the following conjecture known as the Strong Perfect Graph Conjecture (SPGC).

► **Conjecture 1 (SPGC).** A graph is perfect if and only if it does not contain an odd hole (or an odd anti-hole) as its induced subgraph.

Berge soon realised that this conjecture would be a hard goal to prove and gave a weaker statement referred to as the Weak Perfect Graph Conjecture (WPGC).

► **Conjecture 2 (WPGC).** A graph is perfect if and only if its complement is perfect.

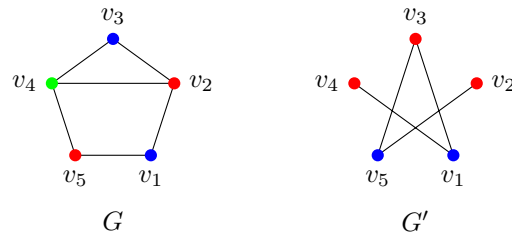
Both conjectures are theorems now. In 1972, Lovász proved a result [11], known as Lovász Replication Lemma (LRL), which finally helped him to prove the WPGC. It took

however three more decades to come up with a proof for SPGC which was finally published in a 178-page paper in 2006 by Chudnovsky et al [3].

In this paper we consider the Weak Perfect Graph Theorem and develop a formal framework for its verification using the Coq Proof Assistant [12].

1.3 The Weak Perfect Graph Theorem

The Weak Perfect Graph Theorem states that *a graph is perfect if and only if its complement is perfect*. For example, consider the house graph G shown in Figure 4.



■ **Figure 4** G is a perfect because G' is perfect.

It is easy to see that the complement of G is an open chain which is clearly a perfect graph. Therefore, due to WPGT the house graph G must be a perfect graph.

We will now briefly look at the proof outline of Weak Perfect Graph Theorem while leaving the details for the upcoming sections. The purpose of this discussion is to highlight the key challenges involved in the formalization of Weak Perfect Graph Theorem.

In graph theory, a set I is called a *stable set* (or independent set) of graph G if no two vertices of I are adjacent in G . Following are some key insights from the proof of the Weak Perfect Graph Theorem.

► **Observation 1.** The task of proving the Weak Perfect Graph Theorem can be essentially reduced to proving that in a perfect graph G there exists a clique cover for G of size $\alpha(G)$, where $\alpha(G)$ is the size of the largest stable set in G .

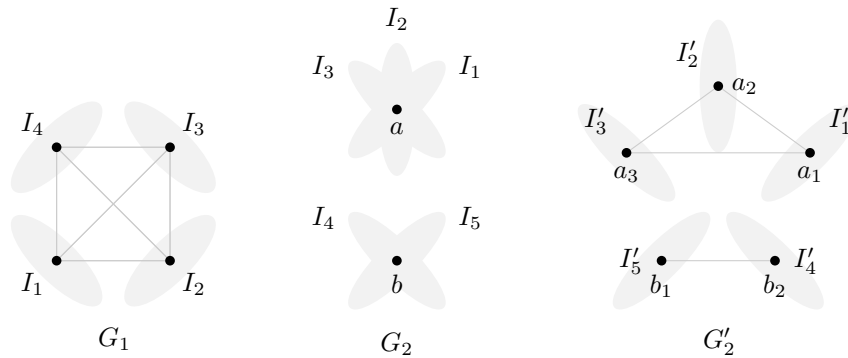
► **Observation 2.** For a perfect graph G the existence of a clique cover of size $\alpha(G)$ can be established inductively if one can show that there exists a clique in G that intersects every largest stable set of G .

While we leave the details and the exact lemmas establishing these observations to Section 4, at this point we want readers to note that the proof of Weak Perfect Graph Theorem reduces to proving the following claim.

► **Claim 1.** In any perfect graph G there exists a clique K which intersects every largest stable set of G .

It is possible to prove Claim 1 by an argument employing pigeon hole principle, if every two largest stable sets in G are mutually disjoint (e.g graph G_1 in Figure 5). However, the same argument does not hold if G contains two or more largest independent sets with non-empty intersection (e.g. G_2 in Figure 5).

In order to prove the claim for perfect graphs of second kind (i.e. G_2), Lovász suggested constructing a new graph G'_2 by replicating the vertices of the original graph G_2 in such a way that the intersecting largest stable sets of G_2 become mutually disjoint in G'_2 . The graph G'_2 resulting from this construction is of the first kind and hence the existence of an intersecting clique in G'_2 can be used to show a similar clique in the original graph

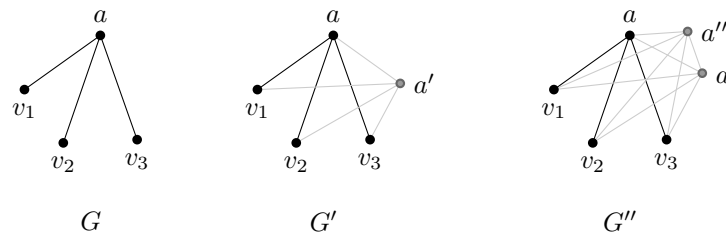


■ **Figure 5** Largest independent sets (i.e. I_1, I_2, I_3 and I_4) in graph G_1 are mutually disjoint. G_2 contains some intersecting largest independent sets (e.g. independent sets I_4 and I_5 intersect at the vertex b).

(i.e. G_2). At this point, in order to complete the argument, it only remains to be proven that the extended graph G_2' is also a perfect graph. This can be proven using a result due to Lovász [11], known as Lovász Replication Lemma.

Generalised Lovász Replication Lemma

Let G be a graph and $v \in V(G)$. We say that G' is obtained from G by repeating vertex v if G' is obtained from G by adding a new vertex v' such that v' is connected to v and to all the neighbours of v in G . For example, consider the graph G' shown in Figure 6 obtained by repeating the vertex a to a' .



■ **Figure 6** The graph G' is obtained by replicating vertex a to a' in G . Similarly the graph G'' is obtained by replicating vertex a' to a'' in G' .

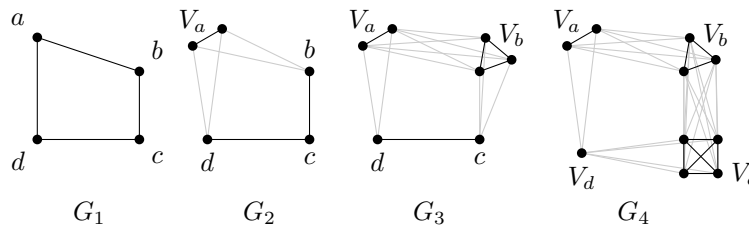
In 1972 Lovász came up with the following result which states that the perfectness is preserved by replication.

► **Lemma 1** (Lovász 72). *If G' is obtained from a perfect graph G by replicating a vertex, then G' is a perfect graph.*

If we continue the process of replication we can obtain even bigger graphs where a vertex is replaced by a clique of arbitrary size. For example, in Figure 6, the graph G'' is obtained from G' by further repeating vertex a' to a new vertex a'' . The graph G'' can also be viewed as an expansion of the graph G where the vertex a expands into a clique of size three. Since the graph G'' is obtained in multiple steps from G by replicating one vertex at a time we can conclude that G'' is perfect whenever G is perfect.

In fact, the same process of replication can be continued to obtain a graph where each vertex is replaced with a clique of arbitrary size (see Figure 7). This gives us a generalised version of the Lovász Replication lemma.

► **Lemma 2** (Generalised Lovász). *Let G be a graph and $f : V(G) \rightarrow \mathbb{N}$. If G' is a graph obtained by replacing each vertex v_i of the graph G with a complete graph of order $f(v_i)$ then G' is perfect whenever G is perfect.*



■ **Figure 7** The graphs resulting from repeated replication of vertices a, b and c of G_1 to form cliques V_a, V_b and V_c of sizes 2, 3 and 4 respectively.

The generalised version of Lovász Replication Lemma can now be used to prove that the graph G'_2 in Figure 5 is a perfect graph. The graph G'_2 is an expansion of G_2 , where the vertices a and b are replaced by cliques of size 3 and 2 respectively (i.e. $f(a) = 3$ and $f(b) = 2$). In this case one can see that the value of function f at a vertex v of G_2 is determined by the number of largest stable sets of G_2 in which v appears.

Insights into the Formal Proof

The function f in the above discussions is used for describing the graph G'_2 as well as in the statement of generalised Lovász Replication Lemma. Almost every mathematical presentation of the proof of Weak Perfect Graph Theorem utilises function f for obtaining an intermediate graph G' from G and then proving the existence of an intersecting clique in G' . The existence of a similar clique in G is then established using arguments which mostly appeal to the intuitions of the readers.

On the other hand, developing a formal proof of the Weak Perfect Graph Theorem that utilises such a function f is not a fruitful endeavour. In a formal setting this approach has some serious disadvantages. For example, it is not straightforward to formally describe the graph G' based on the graph G and the function f . Moreover, any such description of G' using G and f does not provide enough information to formally prove required results about G from the known results about G' .

We resolve these issues by completely eliminating the use of function f in the formal proof of the Weak Perfect Graph Theorem. As a result, although the overall proof idea is same, our formalization of the Weak Perfect Graph Theorem differs at many places from the usual paper proof. These differences are mostly due to the different representation of graph expansion which results in a different statement of the generalised Lovász Replication lemma.

In summary, our formalization of the Weak Perfect Graph Theorem consists of the following major steps:

- S1. Finding an alternate description for graph expansion which is free from function f .
- S2. Proving the generalised Lovász Replication lemma expressed using the new definition of graph expansion.

- S3. Finding an explicit construction to obtain the graph G' so that all the largest stable sets in G get separated in G' . Moreover, this construction should retain all the necessary information to obtain the required results about graph G from the proven results about G' .
- S4. Proving that the new graph G' obtained from G by the above construction is indeed an expansion of graph G according to the definition of graph expansion.

1.4 Our Contribution

The main contribution of this paper is the formalization of generalised Lovász Replication Lemma and the Weak Perfect Graph Theorem in the Coq Proof Assistant. We also describe the key differences between our formal proof and the usual mathematical presentation of these proofs in the literature [11, 16, 1]. We developed these formal proofs while extending the constructive setting of [15] significantly. The present formalization contains many new results on the basic graph notions like complement of a graph, stable cover, clique covers, and graph expansions which were not present in [15].

In Section 2 we describe a constructive framework to work with finite simple graphs in the Coq Proof Assistant. In this constructive setting we develop some useful results on basic graph theoretic notions like induced subgraph, cliques, stable sets, graph isomorphism, stable cover, chromatic number, clique number and graph complements. In Section 3 we provide a definition of graph expansion which is free from the function f . We use this definition to state and prove the generalised Lovász Replication Lemma. In Section 4, we develop a completely constructive proof of the Weak Perfect graph theorem. We review related work in Section 5. Finally, we conclude in Section 6 with an overview of possible future work. The Coq formalization for this paper is available at [6].

2 Finite Simple Graphs in Coq

In our work we consider only finite simple graphs with undirected edges. Typically in a mathematical presentation the vertices of a finite graph are represented using a finite set and the edges using a binary relation on them. In [4] Doczkal et al. represented the vertices of finite graphs using finite types (i.e. `finType`) as defined in the Mathematical Components library [9]. A *finite type* is a type equipped with a list enumerating all its elements. Since all the vertices come from a finite domain (i.e. `finType`) almost every property on them can be represented using computable (boolean) functions.

On the other hand in our formalization we consider the vertices of graphs as a set whose elements belong to an instance of `ordType` as described in [15]. An `ordType` is a type equipped with a decidable equality ($=_b$) and a decidable strict total order ($<_b$). For example let `A : ordType`, then following lemma ensures that the trichotomy condition holds on any two elements of `A`.

- **Lemma 3.** $on_comp (x\ y : A) : CompareSpec (x = y) (x <_b y) (y <_b x) (comp\ x\ y)$.

A finite graph is defined in [15] as a dependent record with six fields.

```
Record UG (A:ordType) : Type := Build_UG {
  nodes :> list A;  nodes_IsOrd : IsOrd nodes;
  edg: A -> A -> bool;  edg_irefl: irefl edg;  edg_sym: sym edg;
  no_edg: edg only_at nodes  }.
```

The third field in the above definition is a binary relation representing the edges of the graph. The terms `(edg_irefl G)` and `(edg_sym G)` are proof terms whose type ensures that the edge relation of G is irreflexive and symmetric. These restrictions on edge make a graph G simple and undirected. The edge relation is considered false everywhere outside the vertices of G which is assured by the proof term `(no_edg G)`.

The set of vertices of a graph G is represented using a list whose elements come from an infinite domain A of type `ordType`. The second field of `UG` ensures that the list of vertices can be considered as a set. In [15] a finite set on A is defined as a list whose elements are arranged using the strict order (i.e. $<_b$) of A .

```
Record set_on (A: ordType): Type := {S_of :> list A; IsOrd_S: IsOrd S_of}.
```

We use this definition of graph in our formalization because it provides us a framework in which it is possible to work with different types of graph constructions in a coherent way. For example, let G' be the graph obtained from a graph G by replicating the vertex a to a' and let $G[V]$ be the induced subgraph of G at the set of vertices V . In mathematical discussions a vertex $v : G[V]$ is trivially considered a vertex of G as well as G' . In this sense the vertices of all these graphs are treated in a similar way. However, in the setting of [4], the vertices of G , G' and $G[V]$ all have different types. Therefore, one needs to define generic projections between these types to convey the same information.

The proof of the Weak Perfect Graph theorem involves many such graph constructions; both by limiting a graph to a subset of its vertices and by extending a graph while repeating some of its vertices. There are also some constructions where vertices of the resulting graph are obtained by applying various set operations on the vertices of more than one given graph. In such circumstances, it is convenient to work with the above definition of graph where the vertices of different graphs can be finite sets from the same domain.

Another outcome of representing sets using ordered lists is that we can enumerate all the subsets of a set S in a list using the function `pw(S)`. Since all the subsets of S are present in the list `pw(S)` we can express any predicate on power set using a boolean function on list. This gives us a constructive framework for reasoning about properties of sets as well as their power sets.

For example, consider the following definition of a boolean function `forall_xyb` and its specification lemma `forall_xyP`.

► **Definition 2.** `forall_xyb (g: A→A→bool) (l: list A) := (forallb (λ x ⇒ (forallb (λ y ⇒ g x y) l)) l)`.

► **Lemma 4.** `forall_xyP (g: A→A→bool) (l: list A) : reflect (∀ x y, x ∈ l → y ∈ l → g x y) (forall_xyb g l)`.

Note the use of `reflect` predicate to specify a boolean function in the above lemma. Once a proposition P is connected to a boolean b using the `reflect` predicate it is easy to navigate between them and hence a case analysis on P is possible even though the Excluded Middle principle is not provable for an arbitrary proposition in the constructive setting of Coq.

► **Lemma 5.** `reflect_EM (P: Prop) (b: bool) : reflect P b → P ∨ ~ P`.

In fact, since the edge is a decidable relation on the set of vertices, we can obtain decidable representations for many other important properties of graphs. For example, consider the following definitions and the corresponding lemma which gives a decidable representation to the independent sets of a graph G .

XX:8 A Constructive Formalization of the Weak Perfect Graph Theorem

- Definition 3. $\text{Stable } (G: \text{UG})(I: \text{list } A) := (\forall x y, x \in I \rightarrow y \in I \rightarrow \text{edg } G \ x \ y = \text{false})$.
- Definition 4. $\text{stable } (G: \text{UG})(I: \text{list } A) := (\text{forall_xyb } (\lambda x y \Rightarrow \text{edg } G \ x \ y == \text{false}) \ I)$.
- **Lemma 6.** $\text{stableP } (G: \text{UG}) \ (I: \text{list } A): \text{reflect } (\text{Stable } \ G \ I) \ (\text{stable } \ G \ I)$.

In a similar way we can also define subgraphs, induced subgraphs, cliques, largest clique and graph colouring as decidable predicates. Table 1 shows a list of these predicates and their decidable representations.

Propositions	Boolean functions
Subgraph G1 G2	subgraph G1 G2
Ind_Subgraph G1 G2	ind_subgraph G1 G2
Stable G I	stable G I
Max_I_in G I	max_I_in G I
Cliq G K	cliq G K
Max_K_in G K	max_K_in G K
Coloring_of G f	coloring_of G f

■ **Table 1** Decidable predicates on finite graphs.

2.1 Graph Colouring and Perfect Graphs

The clique number $\omega(G)$ of a graph G is the size of biggest clique in G . The chromatic number $\chi(G)$ of a graph G is the minimum number of colours needed to colour the vertices of G so that no two adjacent vertices get the same colour.

We have the following lemma establishing the obvious relationship between $\chi(G)$ and $\omega(G)$.

- **Lemma 7.** $\text{more_clrs_than_cliq_num } (G: \text{UG}) \ (n: \text{nat}) \ (f: A \rightarrow \text{nat}): \text{cliq_num } \ G \ n \rightarrow \text{Coloring_of } \ G \ f \rightarrow n \leq |\text{clrs_of } \ f \ G|$.

Here, the expression $(\text{clrs_of } \ f \ G)$ represents the set of colours used by the colouring f to colour all the vertices of G .

We call a graph G to be a *nice graph* if $\chi(G) = \omega(G)$. A graph G is then called a *perfect graph* if every induced subgraph H of G is a nice graph.

- Definition 5. $\text{Nice } (G: \text{UG}) := \forall n, \text{cliq_num } \ G \ n \rightarrow \text{chrom_num } \ G \ n$.
- Definition 6. $\text{Perfect } (G: \text{UG}) := \forall H, \text{Ind_subgraph } \ H \ G \rightarrow \text{Nice } \ H$.

It is interesting to note that every perfect graph is also a nice graph by definition. Moreover, one can show that any induced subgraph H of a perfect graph G is also a perfect graph.

- **Lemma 8.** $\text{perfect_sub_perfect}(G \ H: \text{UG}): \text{Perfect } \ G \rightarrow \text{Ind_subgraph } \ H \ G \rightarrow \text{Perfect } \ H$.

On the other hand, since $\chi(G)$ can never be smaller than $\omega(G)$, to prove that a graph is nice it is sufficient to provide a colouring scheme f which uses exactly $\omega(G)$ number of colours on G .

- **Lemma 9.** $\text{nice_intro } (G: \text{UG}) \ (n: \text{nat}): \text{cliq_num } \ G \ n \rightarrow (\exists f, \text{Coloring_of } \ G \ f \wedge |\text{clrs_of } \ f \ G| = n) \rightarrow \text{Nice } \ G$.

2.2 Graph Isomorphism

In mathematical discussions isomorphic graphs are typically assumed to have exactly the same properties. This idea can be made more precise using the following definition of graph isomorphism.

► **Definition 7.** $\text{morph_using } (f: A \rightarrow B) (G: \text{UG } A) (G': \text{UG } B) := (\text{nodes } G') = (\text{img } f \ G) \wedge (\forall x \ y, x \in G \rightarrow y \in G' \rightarrow \text{edg } G \ x \ y = \text{edg } G' \ (f \ x) \ (f \ y)).$

► **Definition 8.** $\text{iso_using } (f: A \rightarrow B) (g: B \rightarrow A) (G: \text{UG } A) (G': \text{UG } B) := \text{morph_using } f \ G \ G' \wedge \text{morph_using } g \ G' \ G \wedge (\forall x, x \in G \rightarrow g \ (f \ x) = x).$

► **Definition 9.** $\text{iso } (G: \text{UG } A) (G': \text{UG } B) := \exists (f: A \rightarrow B) (g: B \rightarrow A), \text{iso_using } f \ g \ G \ G'.$

The above definition of isomorphism requires two functions (i.e. f and g) to establish the isomorphism between two given graphs G and G' . However, the following lemma states that only one function is sufficient if it is a one-to-one function on its domain.

► **Lemma 10.** $\text{iso_intro } (G: \text{UG } A) (G': \text{UG } B) (f: A \rightarrow B): \text{morph_using } f \ G \ G' \rightarrow \text{one_one_on } G \ f \rightarrow \text{iso } G \ G'.$

Note that this representation of graph isomorphism is more general than the one defined in [15], which considered isomorphism between graphs whose vertices come from a single domain. Hence, we have the following additional result showing the transitivity of graph isomorphism.

► **Lemma 11.** $\text{iso_trans } (G_1: \text{UG } A) (G_2: \text{UG } B) (G_3: \text{UG } C): \text{iso } G_1 \ G_2 \rightarrow \text{iso } G_2 \ G_3 \rightarrow \text{iso } G_1 \ G_3.$

On the other hand we have all the previous results from [15] also available in the present setting. Probably the most important among these results is the following lemma which establishes the existence of isomorphic counterpart for an induced subgraph.

► **Lemma 12.** $\text{iso_subgraphs } (G \ H: \text{UG } A) (G': \text{UG } B) (f: A \rightarrow B) (g: B \rightarrow A): \text{iso_using } f \ g \ G \ G' \rightarrow \text{Ind_subgraph } H \ G \rightarrow (\exists H', \text{Ind_subgraph } H' \ G' \wedge \text{iso_using } f \ g \ H \ H').$

In a similar way we have the following lemmas showing the existence of isomorphic cliques and stable sets.

► **Lemma 13.** $\text{iso_cliq_in } (G: \text{UG } A) (G': \text{UG } B) (f: A \rightarrow B) (g: B \rightarrow A) (K: \text{list } A): \text{iso_using } f \ g \ G \ G' \rightarrow \text{Cliq_in } G \ K \rightarrow \text{Cliq_in } G' \ (\text{img } f \ K).$

► **Lemma 14.** $\text{iso_stable_in } (G: \text{UG } A) (G': \text{UG } B) (f: A \rightarrow B) (g: B \rightarrow A) (I: \text{list } A): \text{iso_using } f \ g \ G \ G' \rightarrow \text{Stable_in } G \ I \rightarrow \text{Stable_in } G' \ (\text{img } f \ I).$

Moreover, since same colouring can be used for isomorphic graphs we have following lemmas stating that the property of being a perfect graph is also preserved by isomorphism.

► **Lemma 15.** $\text{chrom_num_}G' (G: \text{UG } A) (G': \text{UG } B) (n: \text{nat}): \text{iso } G \ G' \rightarrow \text{chrom_num } G \ n \rightarrow \text{chrom_num } G' \ n.$

► **Lemma 16.** $\text{nice_}G' (G: \text{UG } A) (G': \text{UG } B) : \text{iso } G \ G' \rightarrow \text{Nice } G \rightarrow \text{Nice } G'.$

► **Lemma 17.** $\text{perfect_}G' (G: \text{UG } A) (G': \text{UG } B) : \text{iso } G \ G' \rightarrow \text{Perfect } G \rightarrow \text{Perfect } G'.$

2.3 Stable Cover and Chromatic Number

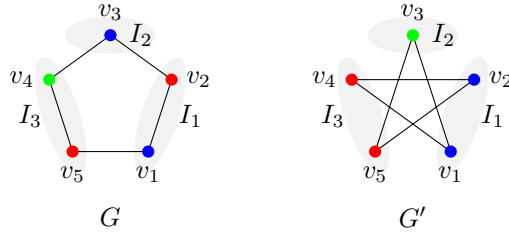
A collection of stable sets (or independent sets) whose union can cover all the vertices of a graph G is called a *stable cover* for the graph G .

► **Definition 10.** $\text{Stable_cover } (C: \text{list } (\text{list } A)) (G: \text{UG } A) := G = (\text{union_over } C) \wedge (\forall I, I \in C \rightarrow (\text{Stable } G I \wedge \text{IsOrd } I))$.

In a similar way, a *clique cover* for G is a collection of cliques whose union can cover all the vertices of G .

► **Definition 11.** $\text{Cliq_cover } (C: \text{list } (\text{list } A)) (G: \text{UG } A) := G = (\text{union_over } C) \wedge (\forall I, I \in C \rightarrow (\text{Cliq } G I \wedge \text{IsOrd } I))$.

Let G' be the graph shown in Figure 8 and f be a valid colouring for G' . It is easy to see that all the vertices of same colour form a stable set in G' . If we collect all such stable sets we get a stable cover for the whole graph G' .



■ **Figure 8** Graph G and G' are complement of each other. A stable cover of G' is a clique cover for G .

Therefore, we have the following result which states that from every colouring f of a graph G we can obtain a stable cover C of G where $|C|$ is equal to the number of colours used by f for colouring vertices of G .

► **Lemma 18.** $\text{color_to_cover } (G: \text{UG}) (f: A \rightarrow \text{nat}): \text{Coloring_of } G f \rightarrow (\exists C, \text{Stable_cover } C G \wedge |C| = |\text{clrs_of } f G|)$.

It is important to note that the definition of stable cover does not require the stable sets from the collection to be mutually disjoint. Therefore, a similar argument can not be used to obtain a valid colouring f from a stable set cover C of G which uses exactly $|C|$ colours on G .

Instead we have following result which claims that there exists a valid colouring f which uses at most $|C|$ colours on G .

► **Lemma 19.** $\text{cover_to_color } (G: \text{UG}) (C: \text{list } (\text{list } A)): \text{Stable_cover } C G \rightarrow (\exists f, \text{Coloring_of } G f \wedge |\text{clrs_of } f G| \leq |C|)$.

On the other hand if we have a stable cover C for a graph G where every two stable sets in C are mutually disjoint then we can obtain a colouring scheme f of size $|C|$ for the graph G by assigning the same colour to all the vertices of a stable set.

► **Lemma 20.** $\text{disj_cover_to_color } (G: \text{UG}) (C: \text{list } (\text{list } A)): \text{Stable_cover } C G \rightarrow (\forall x y, x \in C \rightarrow y \in C \rightarrow x \neq y \rightarrow x \cap y = \phi) \rightarrow (\forall x, x \in C \rightarrow x \neq \phi) \rightarrow (\exists f, \text{Coloring_of } G f \wedge |\text{clrs_of } f G| = |C|)$.

The above lemmas are important in the formal proof of Weak Perfect Graph Theorem as they lead to the following result which states that a graph G is nice if it can be covered using $\omega(G)$ stable sets.

► **Lemma 21.** *nice_intro1* ($G: UG$) ($n: nat$): $cliq_num\ G\ n \rightarrow (\exists\ C, Stable_cover\ C\ G \wedge |C| = n) \rightarrow Nice\ G$.

It is important to note that $\omega(G)$ is also a lower bound on the size of stable covers of G . Assume otherwise, let C be a stable cover of G such that $|C| < \omega(G)$ and let K be a clique in G of size $\omega(G)$. Since C is a stable cover for the whole graph G and $|C| < |K|$, there must be a stable set in C which intersects K at more than one vertex. This is clearly a contradiction since no two vertices can be part of a clique and a stable set simultaneously.

2.4 Graph Complement and the WPGT

The Weak Perfect Graph Theorem is a statement about complement of a perfect graph. Let $G = (V, E)$ be a graph then the graph $G' = (V, E')$ is the complement graph of G if $E' = \{(u, v) : u, v \in V, (u, v) \notin E\}$.

► **Definition 12.** $Compl\ (G\ G': UG) := (nodes\ G = nodes\ G') \wedge (\forall\ x\ y, x \in G \rightarrow y \in G \rightarrow (edg\ G\ x\ y \leftrightarrow \sim edg\ G'\ x\ y))$.

For example, consider the graphs G and G' shown in the Figure 8. It is easy to see that these graphs are complement of each other. Also note that the stable sets in graph G' (e.g I_1, I_2 and I_3) become cliques in the graph G and vice versa. Hence, a stable cover of graph G' is actually a clique cover for graph G . More precisely, we have the following lemmas relating the cliques and stable sets of a graph and its complement.

► **Lemma 22.** *stable_is_cliq* ($G\ G': UG\ A$)($I: list\ A$): $Compl\ G\ G' \rightarrow Stable_in\ G'\ I \rightarrow Cliq_in\ G\ I$.

► **Lemma 23.** *cliq_is_stable* ($G\ G': UG\ A$)($K: list\ A$): $Compl\ G\ G' \rightarrow Cliq_in\ G'\ K \rightarrow Stable_in\ G\ K$.

► **Lemma 24.** *i_num_cliq_num* ($G\ G': UG\ A$)($n: nat$): $Compl\ G\ G' \rightarrow i_num\ G\ n \rightarrow cliq_num\ G'\ n$.

At this point one can provide a justification for *Observation 1* (see Section 1) using the results obtained so far. Let G be a given perfect graph and G' be its complement graph. Then, in order to prove the Weak Perfect Graph Theorem we need to prove that G' is a perfect graph.

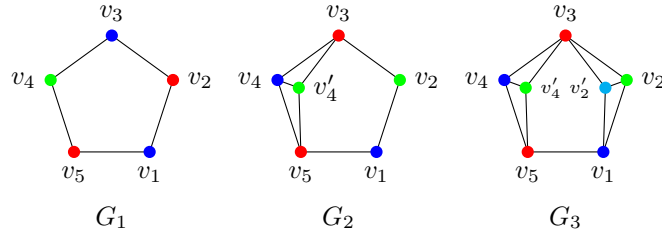
As detailed in Section 4, the proof of the Weak Perfect Graph Theorem can be completed using mathematical induction on the size of G , where the only non trivial part of the proof is to prove that the graph G' is a nice graph. According to Lemma 21 this would require proving the existence of a stable cover of size $\omega(G')$ for G' . Again due to Lemma 24 this is equivalent to obtaining a clique cover of size $\alpha(G)$ for the graph G . Therefore, proving the Weak Perfect Graph Theorem essentially reduces to proving the existence of a clique cover of size $\alpha(G)$ for a given perfect graph G .

3 Generalised Lovász Replication Lemma

In this section we develop an alternate representation of graph expansion which is free from the function f . We use this representation of graph expansion to state and prove the generalised Lovász Replication Lemma. The proof of generalised Lovász Replication Lemma depends on definition of one vertex replication and the corresponding Lovász Replication Lemma.

3.1 Vertex Replication and Lovász Lemma

Let G_1 , G_2 and G_3 be the graphs shown in Figure 9. The graph G_2 is obtained from G_1 by repeating vertex v_4 whereas the graph G_3 is obtained from G_2 by repeating vertex v_2 . Note that the graph G_2 has a nice colouring (i.e. $\chi(G_2) = \omega(G_2)$), however the graph G_3 which is obtained by repeating vertex v_2 in graph G_2 , does not have a nice colouring (i.e. $\chi(G_3) > \omega(G_3)$). Thus, property $\chi(G) = \omega(G)$ is not preserved by replication.



■ **Figure 9** The graphs G_1 , G_2 and G_3 are obtained by repeating different vertices of a cycle of length 5.

Although the property $\chi(G) = \omega(G)$ is not preserved, Lovász in 1972 came up with a surprising result which says that perfectness is preserved by replication. It states that *if G' is obtained from a perfect graph G by replicating a vertex, then G' is perfect*. Note that this result does not apply to any graph shown in Figure 9, since none of them is a perfect graph. All of these graphs have induced subgraph (odd hole of length 5) which does not admit a nice colouring.

In [15] Singh et al. developed a formalization of the Lovász Replication Lemma which considered repeating a single vertex of a perfect graph. We wish to generalise this approach to accommodate reasoning about repeated replication. Therefore we consider a slightly different representation for vertex replication in our formalization.

► **Definition 13.** $\text{Rep_in } (G: \text{UG}) (a \ a': A) (G': \text{UG}) := a \in G \wedge a' \notin G \wedge (\text{nodes } G') = (\text{add } a' \ G) \wedge \text{edg } G' \ a \ a' \wedge (\forall x \ y, x \in G \rightarrow y \in G' \rightarrow \text{edg } G \ x \ y = \text{edg } G' \ x \ y) \wedge (\forall x, x \neq a \rightarrow \text{edg } G \ x \ a = \text{edg } G' \ x \ a')$.

► **Definition 14.** $\text{Rep } G \ G' := \exists a \ a', \text{Rep_in } G \ a \ a' \ G'$.

Let the graph G' be obtained by replicating vertex a of G to a' and let $G' - a$ represents the restriction of graph G' to the set of vertices $G' \setminus \{a\}$. Then, it is interesting to note that both the graphs G and $G' - a$ are induced subgraphs of the graph G' . Moreover, consider a function f which maps a to a' and a' to a and every other element to itself. Then the following lemma states that we can establish an isomorphism between the graphs G and $G' - a$ using the function f .

► **Lemma 25.** $G_iso_G'_a: iso_usg \ f \ G \ (G' - a)$.

Finally, we have the following lemma stating that perfectness is preserved by replication of one vertex.

► **Lemma 26.** *ReplicationLemma: Perfect $G \rightarrow \text{Rep } G \ G' \rightarrow \text{Perfect } G'$*

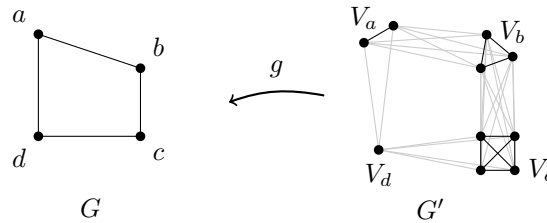
We leave the details of formal proof of this lemma as it closely follows the proof outline presented in [15]. However, it is important to note that the proof of this lemma involves analysis of many different cases. These cases correspond to various predicates on sets and finite graphs. Since we have a decidable representation for each of these predicates, we can do case analysis on them without assuming any axiom.

3.2 Graph Expansion and the Generalised LRL

We need a definition of graph expansion which can be used to state the generalised Lovász Replication Lemma. Moreover, we want this definition to be free from the function f due to the reasons discussed in Section 1. We consider the following definition of graph expansion which uses a backward function g to remember all the essential information of the expansion.

► **Definition 15.** $\text{Exp_of } (G: \text{UG } A) (G': \text{UG } B) (g: B \rightarrow A) := (\text{nodes } G = \text{img } g \ G') \wedge (\forall x \ y, x \in G' \rightarrow y \in G' \rightarrow x \neq y \rightarrow g \ x = g \ y \rightarrow \text{edg } G' \ x \ y) \wedge (\forall x \ y, x \in G' \rightarrow y \in G' \rightarrow g \ x \neq g \ y \rightarrow \text{edg } G \ (g \ x) \ (g \ y) = \text{edg } G' \ x \ y).$

Intuitively, the function g in the above definition remembers for each vertex of G' its origin in G . For example, see the graphs G and G' shown in Figure 10.



■ **Figure 10** Function g maps vertices of cliques V_a, V_b, V_c and V_d to vertices a, b, c and d respectively.

It is important to note that the function g can be considered as a homomorphism from G' to G which preserves the edges between vertices except when the vertices belong to a clique resulting from the expansion.

This alternate definition of graph expansion makes it easy to state and prove the following generalised Lovász Replication Lemma.

► **Lemma 27.** *LovaszExpLemma* $(G: \text{UG } A) (G': \text{UG } B) (g: B \rightarrow A): \text{Exp_of } G \ G' \ g \rightarrow \text{Perfect } G \rightarrow \text{Perfect } G'.$

Proof. Using induction on the order of graph G' . The proof can be split into two cases. The first case corresponds to the situation where no two largest stable sets in G intersect with each other. In this case g is a one-to-one function on G' . In fact, we can show that g establishes an isomorphism between G and G' . Therefore, G' is perfect since it is isomorphic to a perfect graph (Lemma 17).

The second case corresponds to the condition when there is at least one vertex, say a , common in two or more largest independent sets. More precisely, there exists at least two distinct vertices x and y in G' such that $g(x) = g(y) = a$. Now, let H' be the induced subgraph of G' at the set of vertices $G' \setminus \{y\}$. It is easy to see that the graph G' can be obtained by replicating the vertex x in H' to the new vertex y (i.e. $\text{Rep } H' \ G'$). Moreover, we can also show that the graph H' is still an expansion of graph G using the function g (i.e. $\text{Exp_of } G \ H' \ g$). Hence, using induction hypothesis we can prove that H' is a perfect graph. Furthermore, using Lemma 26 we can conclude that the graph G' is a perfect graph. □

4 Formal Proof of WPGT

We presented the overall proof outline of the Weak Perfect Graph Theorem in Section 1 while leaving the exact details. In this section we develop the formal proof of Weak Perfect Graph Theorem in a bottom up way while first establishing all the essential results needed for the main lemma.

Existence of an Intersecting Clique

As noted in the introduction (Section 1), the proof of *Claim 1* constitutes the core segment in the formal proof of the Weak Perfect Graph Theorem. Therefore, we will first prove this result and then use it in the proof of Weak Perfect Graph Theorem.

► **Lemma 28.** *In any perfect graph G there exists a clique K which intersects every largest stable set of G .*

Proof Idea: It is not easy to see the existence of such intersecting clique in the original graph (i.e. G), therefore the proof of this lemma involves constructing two more graphs G_s and G'_s . The graph G_s is an induced subgraph of G on those vertices which appear in at least one of the largest independent sets of G . Note that G_s is a perfect graph since it is an induced subgraph of G (Lemma 8). The aim of constructing G_s is to obtain a clique K in G_s such that K intersects every largest independent set in G_s . Furthermore, it can be shown that the collection of largest independent sets in G is exactly the same as the collection of largest independent sets in G_s . Therefore, obtaining such a clique K in the graph G_s would automatically prove the existence of a clique that intersects every largest independent set of G .

It turns out that obtaining such a clique is possible by a clever use of pigeon hole principle if all the largest independent sets in G_s are mutually disjoint. However, we can't assume that in the perfect graph G_s all the largest independent sets are mutually disjoint. At this point, to overcome this difficulty we need another construction. We describe a construction where the intersecting largest independent sets in G_s get separated in the resulting graph G'_s . Furthermore, we prove that the graphs G_s and G'_s are related by the definition of graph expansion as described in Section 3.2 using a suitable function g . Note that G'_s is also a perfect graph since it is an expansion of the graph G_s (Lemma 27). Moreover, we can show that every largest independent set of G_s has a corresponding largest independent set in G'_s . Hence an intersecting clique K' in G'_s can be mapped (using g) to an intersecting clique K in G_s which in turn proves the main result. □

Constructing Graphs G_s and G'_s

We will now describe in some detail the construction of graphs G_s and G'_s . These details are essential in understanding the formal proof of lemmas leading to the Weak Perfect Graph Theorem. Let C be the collection of all the largest independent sets in G and let N be the union of all the sets present in C . Then the graph G_s is the induced subgraph of G at the set of vertices N . For instance, in our formal framework this can be achieved using the following definitions.

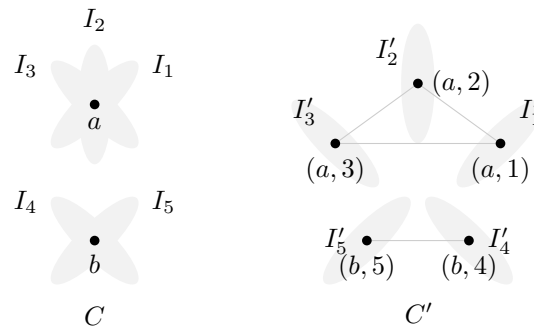
```
Let C:= max_subs_of G (fun I => stable G I).
Let N:= union_over C.
Let Gs:= (ind_at N G).
```

Note that although we are calling C a collection it is actually a list where each element $I \in C$ has an index which can be accessed using the expression $(\text{idx } I \ C)$. This piece of extra information is very useful in separating the intersecting independent sets in C .

Let I be a largest independent set in G and i be its index in C . Then we can define another set I' having elements (v, i) where $v \in I$. If we repeat this process for every element $I_i \in C$ we get another collection C' whose elements are I'_i . Let N' be the union of all the sets in C' . Now the set N' can be used to represent all the vertices of the graph G'_s . Also note that the function g here is the projection function which projects the first element of an ordered pair. In the present framework all of this can be achieved using the following definitions.

```
Let C' := mk_disj C.
Let N' := union_over C'.
Let g := fun (x: A*nat) => fst x.
```

Here the function `mk_disj` can be seen as separating the possibly intersecting sets in C to create a collection C' of mutually disjoint sets. For example, let C be the collection of all the largest independent sets of graph G as shown in Figure 11. In this case while the vertex a belongs to three largest independent sets (i.e. I_1 , I_2 and I_3) the vertex b belongs to two largest independent sets (i.e. I_4 and I_5).



■ **Figure 11** Sets in C gets separated in C' .

The function `mk_disj` creates the collection C' by obtaining the I'_i corresponding to each $I_i \in C$. Also note that the vertices $(a, 1)$, $(a, 2)$ and $(a, 3)$ of graph G'_s can be mapped to their originating vertex a in G using the function g .

In order to complete the description of graph G'_s it only remains to define the edges of G'_s on the set of vertices N' . We use the following definitions to complete the formal description of G'_s .

```
Let E1 := fun (x y: A*nat) =>
  match (g x == g y) with
  | true => match (snd x == snd y) with
    | true => false
    | false => true
  end
  | false => E (g x) (g y)
  end.
Let E' := E1 at_ N'.
```

XX:16 A Constructive Formalization of the Weak Perfect Graph Theorem

```

Definition Gs' := ({|
  nodes:= N';
  nodes_IsOrd:= N'IsOrd;
  edg:= E';
  edg_irefl:= E'_irefl;
  edg_sym:= E'_sym;
  out_edg:= E'_out |}).

```

Now that we have a complete description of G_s and G'_s we can prove the following results relating the edges and vertices of these graphs.

► **Lemma 29.** C_and_C' : $(nodes\ G_s) = img\ g\ G'_s$.

► **Lemma 30.** E'_P1 : $\forall x\ y, x \in G'_s \rightarrow y \in G'_s \rightarrow x \neq y \rightarrow g\ x = g\ y \rightarrow edg\ G'_s\ x\ y$.

► **Lemma 31.** E'_P2 : $\forall x\ y, x \in G'_s \rightarrow y \in G'_s \rightarrow g\ x \neq g\ y \rightarrow edg\ G_s\ (g\ x)\ (g\ y) = edg\ G'_s\ x\ y$.

With the help of these lemmas and the definition of graph expansion presented in Section 3.2, it is easy to see that the graph G'_s is indeed an expansion of graph G_s expressed using the function g .

► **Lemma 32.** $H'_exp_of_H$: $Exp_of\ G_s\ G'_s\ g$.

It is important to note that by now we have already described all the major steps (i.e. $S1$, $S2$, $S3$ and $S4$) of the formal proof of WPGT which were presented in the introduction (Section 1). However, it remains to show that the construction of graph G'_s retains enough information to find out an intersecting clique K' in G'_s .

We have following lemmas establishing that the collection C' is a disjoint stable cover for the graph G'_s .

► **Lemma 33.** C'_is_disj : $\forall I_1\ I_2, I_1 \in C' \rightarrow I_2 \in C' \rightarrow I_1 \neq I_2 \rightarrow I_1 \cap I_2 = \phi$.

► **Lemma 34.** C'_mem_stable : $\forall I', I' \in C' \rightarrow Stable_in\ G'_s\ I'$.

► **Lemma 35.** $Stable_cover_C'_H'$: $Stable_cover\ C'\ G'_s$.

Additionally, we can prove that the function g is a one-to-one function on every stable set I' of G'_s and it maps these stable sets into stable sets of G_s .

► **Lemma 36.** $g_one_one_on_I'$: $\forall I', Stable_in\ G'_s\ I' \rightarrow one_one_on\ I'\ g$.

► **Lemma 37.** $img_of_I'_is_I$: $\forall I', Stable_in\ G'_s\ I' \rightarrow Stable_in\ G_s\ (img\ g\ I')$.

In fact, the previous two Lemmas can be used together with Lemma 34 to prove that every set in the collection C' is actually a largest stable set in G'_s .

► **Lemma 38.** $Stable_in_H'$: $\forall I', I' \in C' \rightarrow Max_I_in\ G'_s\ I'$.

At this point we know that C' is a disjoint stable cover for G'_s where each entry in C' is also a largest stable set in G'_s . Moreover, G'_s is a perfect graph since it is an expansion of the perfect graph G_s (Lemma 27). These informations when put together can help us prove the following lemma which claims the existence of a clique K' in G'_s that intersects all the largest independent sets of G'_s .

► **Lemma 39.** $K'_meets_all_in_C'$: $\exists K', Cliq_in\ G'_s\ K' \wedge (\forall I', I' \in C' \rightarrow meets\ K'\ I')$.

Proof. Note that all the independent sets present in C' are the largest independent sets in G'_s . Moreover, we know that the independent sets in C' form a disjoint stable cover for the whole graph G'_s . Therefore, we can conclude that C' is the smallest stable cover possible for the graph G'_s . We claim that $\chi(G'_s) = |C'|$. Clearly there exists a colouring f for G'_s which uses exactly $|C'|$ colours (Lemma 20). Moreover, we can show that there does not exist a colouring scheme which uses less than $|C'|$ colours. Assume otherwise and let f' be a colouring which uses less than $|C'|$ colours. Then due to Lemma 18 there exists a stable cover C for G'_s such that $|C| < |C'|$. This is clearly a contradiction and hence we have $\chi(G'_s) = |C'|$.

Since G'_s is a perfect graph we have $\omega(G'_s) = \chi(G'_s)$. In other words, there exists a clique K' of size $|C'|$ in the graph G'_s . Also note that every vertex of K' appears in some $I' \in C'$. Moreover, no two vertices of K' can appear in a single $I' \in C'$. This is possible only when K' meets all the largest independent sets in C' , which completes the proof. \square

Let K' be the intersecting clique assured by Lemma 39. Then one can use function g and map K' to a clique K in G_s which intersects every largest stable sets in G_s . Note that such a clique K is also a clique in G since G_s is an induced subgraph of G .

► **Lemma 40.** $K_meets_all_in_C : \exists K, Cliq_in\ G\ K \wedge (\forall I, I \in C \rightarrow meets\ K\ I)$.

A Clique Cover of Size $\alpha(G)$

The proof of Weak Perfect Graph Theorem, as remarked at the end of Section 2.4, essentially reduces to proving the existence of a clique cover of size $\alpha(G)$ for a given perfect graph G . With the help of Lemma 40 we can now prove this statement using an inductive argument.

► **Lemma 41.** $i_num_cliq_cover\ (G: UG\ A)(n: nat): Perfect\ G \rightarrow i_num\ G\ n \rightarrow (\exists C, Cliq_cover\ C\ G \wedge |C| = n)$.

Proof. Using induction on n . Let K be the clique guaranteed by Lemma 40. Let H be the induced subgraph of G at the set of vertices $G \setminus K$. The graph H is a perfect graph since it is an induced subgraph of G .

We now claim that $\alpha(H) = \alpha(G) - 1$. This is true since removing K decreases the size of all largest independent sets of G by one in H . Moreover, there can't be any other independent set of size $\alpha(G)$ present in the graph H since such an independent set would be a largest independent set of G as well and hence will have a non empty intersection with the clique K . This clearly is a contradiction since H and K are mutually disjoint.

Now, by the induction hypothesis we can assume that there is a clique cover C_H of size $\alpha(G) - 1$ for the induced subgraph H . Consider the collection $C = C_H \cup \{K\}$. It is easy to see that C is a clique cover of size $\alpha(G)$ for the original graph G . \square

Finally, with the help of all the results developed so far we can prove our main result.

► **Theorem 42.** $wpgt\ (G\ G': UG\ A): Perfect\ G \rightarrow Compl\ G\ G' \rightarrow Perfect\ G'$.

Proof. Using induction on the order of G . Our goal is to prove $\omega(H') = \chi(H')$ for every induced subgraph H' of G' . We first consider the case when $H' \neq G'$. In this case H' is the complement of an induced subgraph H of G where $|H| < |G|$. Therefore using induction hypothesis we can conclude that H' is a perfect graph since H is a perfect graph. Hence, we have $\omega(H') = \chi(H')$.

On the other hand when $H' = G'$, we have to prove $\omega(G') = \chi(G')$. In other words we have to prove that G' is a nice graph. We can prove this by showing a stable cover

C' of size $\omega(G')$ for the graph G' (Lemma 21). This in turn is equivalent to obtaining a clique cover C of size $\alpha(G)$ for the graph G . Lemma 41 guarantees such a clique. \square

5 Related Work

There is no prior work known to us which formalizes any of the Perfect graph theorems in a theorem prover. In fact there are very few formalizations of graphs in the Coq Proof Assistant. The most extensive among these is due to the formalization of four colour theorem [8, 9] which considers only planar graphs. The work by Dufourd and Bertot on formalizing plane Delaunay triangulation [5] utilises a similar notion of graphs based on hypermaps. In a recent work [4] aimed towards formalizing the graph minor theorem for treewidth two Doczkal et al. developed a general library for graphs using the Coq Proof Assistant. This library contains many useful notions from graph theory like paths, subgraphs, graph isomorphisms, graph minors, trees, and tree decompositions. There are also some works which formalize graphs in other theorem provers. For example, in [13] Nipkow et al. present a formalization of planar graphs developed in Isabelle/HOL as part of the Flyspeck project. A recent work by Noschinski formalizes both simple and multi-graphs in Isabelle/HOL [14]. Chou also developed a formalization of undirected graph theory in HOL [2].

We used a definition for finite graphs which is closest to the one used by Doczkal et al. [4]. However, there is an important difference in the way we define vertices of finite graphs in our formalization. We represented the vertices of finite graphs as sets over `ordType` instead of `finType`. This allowed us to treat the vertices of graphs as finite sets over a countably infinite domain and provided a framework in which it is convenient to work with different types of graph constructions in a coherent way. This difference led to an independent development of our graph library which focuses on the graph theoretic ideas relevant for the Perfect Graph Theorems. We keep our formalization constructive by following a proof style similar to the small scale reflections [9] of `ssreflect`. Moreover, since the Perfect Graph theorems are results about graph colourings and cliques, our formalization considers a different set of notions from graph theory like graph colouring, cliques, stable sets, induced subgraphs, graph complement, chromatic number, clique number, stable set covers, and graph expansions.

6 Conclusions and Future Works

We presented a fully constructive proof of the generalised Lovász Replication Lemma and the Weak Perfect Graph Theorem in the Coq Proof Assistant. In this process we developed a formal framework to work with finite graphs. The vertices of finite graphs are modelled as a finite set over a countably infinite domain. To keep the formalization constructive we followed a proof style similar to the small scale reflections technique of the `ssreflect` [9]. We use small boolean functions in a systematic way to represent various predicates over sets and graphs. These functions together with their specification lemmas helped us in avoiding the use of Excluded-Middle in the proof development.

The same framework can also be useful in the verification of other important results on finite graphs. An interesting direction of future work would be the formalization of the Strong Perfect Graph Theorem. This will require defining all the basic classes of graphs (e.g. *bipartite graph*, *line graphs* of bipartite graphs, and *double split* graphs) and the decompositions (e.g. *2-join*, *M-join*, and the *balanced skew partition*) involved in the proof

of Strong Perfect Graph Theorem. A separate analysis of each of these basic notions and their related results will be very useful in the formal verification of the Strong Perfect Graph Theorem. This will not only increase our confidence in the Strong Perfect Graph Theorem but may also lead to a deeper understanding of the verified results.

Acknowledgements

We are thankful to Kshitij Gajjar for discussing these proofs and motivating us to formalize them. We acknowledge support of the Department of Atomic Energy, Government of India, under project no. 12-R&D-TFR-5.01-0500.

References

- 1 Peter Ballen. Perfect graphs and the perfect graph theorems. Master's thesis, Swarthmore College, 2014.
- 2 Ching-Tsun Chou. A formal theory of undirected graphs in higher-order logic. In Thomas F. Melham and Juanito Camilleri, editors, *Higher Order Logic Theorem Proving and Its Applications*, pages 144–157, Berlin, Heidelberg, 1994. Springer Berlin Heidelberg.
- 3 Maria Chudnovsky, Neil Robertson, Paul Seymour, and Robin Thomas. The strong perfect graph theorem. *ANNALS OF MATHEMATICS*, 164:51–229, 2006.
- 4 Christian Doczkal, Guillaume Combette, and Damien Pous. A formal proof of the minor-exclusion property for treewidth-two graphs. In Jeremy Avigad and Assia Mahboubi, editors, *Interactive Theorem Proving*, pages 178–195, 2018.
- 5 Jean-François Dufourd and Yves Bertot. Formal study of plane delaunay triangulation. In Matt Kaufmann and Lawrence C. Paulson, editors, *Interactive Theorem Proving, First International Conference, ITP 2010, Edinburgh, UK, July 11-14, 2010. Proceedings*, volume 6172 of *Lecture Notes in Computer Science*, pages 211–226. Springer, 2010.
- 6 Coq formalization, 2019.
- 7 Michael R. Garey and David S. Johnson. *Computers and Intractability; A Guide to the Theory of NP-Completeness*. W. H. Freeman & Co., New York, NY, USA, 1990.
- 8 Georges Gonthier. Computer mathematics. chapter The Four Colour Theorem: Engineering of a Formal Proof, pages 333–333. Springer-Verlag, Berlin, Heidelberg, 2008.
- 9 Georges Gonthier and Assia Mahboubi. An introduction to small scale reflection in Coq. *Journal of Formalized Reasoning*, 3(2):95–152, 2010.
- 10 Andras Gyarfás, Andras Sebo, and Nicolas Trotignon. The chromatic gap and its extremes. *Journal of Combinatorial Theory, Series B*, 102(5):1155 – 1178, 2012.
- 11 L. Lovász. Normal hypergraphs and the perfect graph conjecture. *Discrete Mathematics*, 2(3):253 – 267, 1972.
- 12 The Coq development team. *The Coq proof assistant reference manual*, 2016. Version 8.5.
- 13 Tobias Nipkow, Gertrud Bauer, and Paula Schultz. Flyspeck i: Tame graphs. In Ulrich Furbach and Natarajan Shankar, editors, *Automated Reasoning, Third International Joint Conference, IJCAR 2006, Seattle, WA, USA, August 17-20, 2006, Proceedings*, volume 4130 of *Lecture Notes in Computer Science*, pages 21–35. Springer, 2006.
- 14 Lars Noschinski. A graph library for isabelle. *Mathematics in Computer Science*, 9(1):23–39, Mar 2015.
- 15 Abhishek Kr Singh and Raja Natarajan. Towards a constructive formalization of perfect graph theorems. In *Logic and Its Applications - 8th Indian Conference, ICLA 2019, Delhi, India, March 1-5, 2019, Proceedings*, pages 183–194, 2019.
- 16 N. Trotignon. Perfect graphs: a survey. *ArXiv e-prints*, January 2013.