

A Longitudinal Study of Static Analysis Warning Evolution and the Effects of PMD on Software Quality in Apache Open Source Projects

Alexander Trautsch · Steffen Herbold ·
Jens Grabowski

Received: date / Accepted: date

Abstract Automated static analysis tools (ASATs) have become a major part of the software development workflow. Acting on the generated warnings, i.e., changing the code indicated in the warning, should be part of, at latest, the code review phase. Despite this being a best practice in software development, there is still a lack of empirical research regarding the usage of ASATs in the wild. In this work, we want to study ASAT warning trends in software via the example of PMD as an ASAT and its usage in open source projects. We analyzed the commit history of 54 projects (with 112,267 commits in total), taking into account 193 PMD rules and 61 PMD releases. We investigate trends of ASAT warnings over up to 17 years for the selected study subjects regarding changes of warning types, short and long term impact of ASAT use, and changes in warning severities. We found that large global changes in ASAT warnings are mostly due to coding style changes regarding braces and naming conventions. We also found that, surprisingly, the influence of the presence of PMD in the build process of the project on warning removal trends for the number of warnings per lines of code is small and not statistically significant. Regardless, if we consider defect density as a proxy for external quality, we see a positive effect if PMD is present in the build configuration of our study subjects.

Keywords Static code analysis · Quality evolution · Software metrics · Software quality

Alexander Trautsch
Institute of Computer Science, University of Goettingen, Germany
E-mail: alexander.trautsch@cs.uni-goettingen.de

Steffen Herbold
Institute of Computer Science, University of Goettingen, Germany
E-mail: herbold@cs.uni-goettingen.de

Jens Grabowski
Institute of Computer Science, University of Goettingen, Germany
E-mail: grabowski@cs.uni-goettingen.de

1 Introduction

Automated static analysis tools (ASATs) support software developers with warnings and information regarding common coding mistakes, design anti-patterns like code smells (Fowler, 1999), or code style violations. ASATs work directly on the source code or bytecode without executing the program. They are using abstract models of the source code, e.g., the Abstract Syntax Tree (AST) or the control flow graph to match the provided source code against a set of rules defined in the ASAT. If a part of the source code violates a predefined rule, a warning is generated. These rules can be customized by the project using the ASAT to fit their needs by removing rules deemed unnecessary. ASAT reports usually contain a type of warning, a short description, and the file and line number of the source code that triggered the warning. Developers can then inspect the line specified in the warning and decide if a change is necessary.

The defects that can be found by static analysis include varying severities. Java String comparisons with “==” instead of using the equals() method, would compare the object reference instead of the object contents. The severity rating for this type of warning is critical as it can lead to undesired behavior in the program. Naming convention warnings, e.g., not using camel case for class names on the other hand have a minor severity.

ASATs are able to uncover problems with significant real world impact. The Apple Goto Fail defect ¹ for example could have been detected by static analysis utilizing the control flow graph. This importance regarding software quality is further demonstrated by the inclusion of ASATs in software quality models, e.g., Quamoco (Wagner et al., 2012) and ColumbusQM (Bakota et al., 2011). Zheng et al. (2006) found that the number of ASAT warnings can be used to effectively identify problematic modules. Moreover, developers also believe that static analysis improves quality as reported by a survey of Microsoft employees by Devanbu et al. (2016).

ASATs can be integrated as part of general static analysis via IDE plugins where the developer can see the warnings almost instantly. Usually IDE plugins are able to access a central configuration for rules that generate warnings. A central rule configuration is essential for project specific rules and exclusions of rules and directories. Integrating ASATs in the software development process as part of the buildfile of the project has the advantage of providing a central point of configuration which can also be accessed by IDE plugins. It also enables the developer to view generated reports prior to, or after the compilation as part of the build process. Moreover, the inclusion into the buildfile also allows Continuous Integration (CI) Systems to generate reports automatically, which can then be used to plot trends for general quality management or provide assistance in code reviews. Published industry reports share some findings regarding static analysis infrastructure and warning removal. Google (Sadowski et al., 2018) and Facebook (Distefano et al., 2019)

¹ <https://www.imperialviolet.org/2014/02/22/applebug.html>, last accessed: 2018-11-19

both found that just presenting developers with a large list of findings rarely motivates them to fix all reported warnings, whereas reporting the warnings as early as possible, or at latest at code review time, improves the adoption and subsequent removal of static analysis warnings. One of the lesson that Facebook and Google learned, is that static analysis warnings are not removed in bulk, but as part of a continuous process when code is added after the static analysis is configured or old code is changed.

ASAT warnings are able to indicate software quality because of how the rules that trigger the warnings are designed. The ASAT developers designed these rules not only to remove obvious bugs but also to express what is important for high quality source code via the designed rules. Therefore, a lot of the existing rules are based on best practices, common coding mistakes and coding style recommendations. Best practices and coding styles are also subject to evolution as the user base of a programming language evolves, new tooling is created and also as a programming language itself gets new features. For example, the Java code written today is different than the Java code written 10 years ago. These differences and, more importantly, the evolution of the usage of best practices are an interesting research topic, e.g., language feature evolution (Malloy and Power, 2019), and design pattern evolution (Aversano et al., 2007).

The topics covered in research with regards to ASATs are concerned with configuration changes (Beller et al., 2016), CI-pipelines (Zampetti et al., 2017), finding reported defects (Habib and Pradel, 2018; Thung et al., 2012; Vetro et al., 2011) or warning resolution times (Marcilio et al., 2019; Digkas et al., 2018). Vassallo et al. (2019) provide a thorough investigation of developer usage of ASATs in different developing contexts. One of the problems identified for ASAT usage is the number of false positives (Johnson et al., 2013; Christakis and Bird, 2016; Vassallo et al., 2019) for which warning prioritization (Kim and Ernst, 2007a,b) was proposed, sometimes as actionable warning identification (Heckman and Williams, 2009), see also the systematic literature review by Heckman and Williams (2011). Developers perceive ASATs as quality improving (Marcilio et al., 2019; Devanbu et al., 2016) although the percentage of resolved ASAT warnings vary, e.g., 0.5% (Liu et al., 2018), 8.77% (Marcilio et al., 2019), 6%-9% (Kim and Ernst, 2007b) and 36.3% (Digkas et al., 2018).

What is still missing, is a longitudinal, more general overview of the evolution of ASAT warnings over the years of development which includes complete measurement of ASAT warnings over the complete development history. This would improve our understanding of exactly how the warnings evolve, e.g., how ASAT tools are used and the impact on the overall numbers of warnings over the project evolution. Moreover, a direct linking between static analysis warnings and removal of the implicated code in the process of bug fixing may be limiting the insights that can be gained from investigating ASAT usage. Most ASATs are also detecting problems due to spacing, braces, readability, and best practices which are not directly causing a defect. Therefore, the influence of ASATs on defects or software quality as a whole may be more indirect. To the best of our knowledge, only the work by Plosch et al. (2008) directly

investigates this so far (there is also the work by Rahman et al. (2014) however it is not directly investigating correlations). Their work shows a positive correlation between ASAT warnings and defects, although their empirical study is limited to one project.

In this article, we investigate the usage of ASATs in open source projects in the context of software evolution. We determine the trends of removal of code with ASAT warnings over the projects lifetime. We are interested in the evolution of ASAT warnings on a project and on a global level, i.e., ASAT warnings for all projects combined. We examine general trends independent of developer interaction, i.e., is the state of software generally improving with regards to ASAT warnings. We also investigate which types of ASAT warnings have positive and negative trends to infer which types of coding standards or best practices are important to developers. To this end, we are not only interested in the absolute numbers of ASAT warnings but put them in relation to the project size. Moreover, we investigate the impact of including an ASAT in the build process on ASAT warning trends regarding their resolution. Additionally, we approximate the impact of including an ASAT in the build process on external quality via defect density (Fenton and Bieman, 2014) by including defect information.

Our longitudinal, retrospective case study results in the following contributions of this work:

- An analysis of evolutionary trends of ASAT warnings in 54 open source projects from 2001-2017.
- An assessment of the effects of ASAT usage in open source projects on warning trends and software quality via defect density.
- An extension of prior work by providing a broader, long-term, evolutionary perspective with regards to ASAT warnings in open source projects.

The subjects of our case study are Java open source projects under the umbrella of the Apache Software Foundation. We observe ASAT warning trends via PMD² and defects via the Issue Tracking System (ITS) of the respective projects under study. In accordance with evidence based software engineering as introduced by Kitchenham et al. (2004) we provide our data and analysis for researchers and practitioners regarding the evolution of warnings and the impact of PMD on software quality.

The remainder of this work is structured as follows. In Section 2, we discuss prior work related to this study. After that, in Section 3, we present a short overview of static analysis in software development and discuss challenges in mining software repository data. In Section 4, we define our research questions, describe the selection criteria for our study subjects and explain our methodology in detail. In Section 5, we present the results. In Section 6, we discuss the results and relate them to current research. In Section 7, we evaluate the threats to validity to our study. Section 8 provides a short conclusion and provides an outlook on future work based on the data and methods described in this article.

² <https://pmd.github.io/>, last accessed: 2019-04-11

2 Related work

In this section, we present the related work on empirical studies of ASATs and put them into relation to our work. Beller et al. (2016) investigated the usage of ASATs in open source projects. They focused on the prevalence of the usage of ASATs for different programming languages, how they are configured, and how the configuration evolves. In our work we are also investigating the evolution of the configuration. In contrast to Beller et al., we also run an ASAT on our study subjects for each commit. This enables us to analyze when ASAT warnings are resolved or introduced and the kind and number of warnings. We are using the projects buildfiles to extract whether PMD or other ASATs are used at the time of the commit and if custom rulesets were deployed. Thus, we expand on the previous work by not only investigating the changes in the configuration but also if the ASAT was used to remove any warnings at all. The drawback of this detailed view on ASAT warnings is that we have to narrow the focus on one programming language and one ASAT.

Kim and Ernst (2007b) utilized commit histories of ASAT warnings. They investigated the possibility of leveraging the removal times to prioritize the warnings. Instead of prioritizing ASAT warnings for removal, we are interested in removals on a global scale, by taking a longer history of the projects into account to get a broader view on the evolution of the projects under study with regard to ASAT warnings.

Liu et al. (2018) performed a large scale study using FindBugs³ via SonarQube⁴ where they investigated ASAT warnings over time. They created an approach to identify fix-patterns that are then applied to unfixed warnings. Similar to our own work, Liu et al. have run an ASAT on the project source code retroactively. In comparison to Liu et al., we include the build system and custom rules in our analysis. Thus, we can be sure that when we investigate removal of warnings that the developers could have seen the warnings. Instead of FindBugs via SonarQube, we focus on PMD which reports a different set of warnings due to PMDs usage of source code instead of byte code.

Digkas et al. (2018) also utilized SonarQube to detect ASAT warnings and their removal. They focused on the technical debt metaphor (Kruchten et al., 2012) and the resolution time that SonarQube assigns to each detected ASAT warning. The authors took snapshots of their projects every two weeks to run the ASAT and store the warnings. In our study, we are not concerned with technical debt. Instead, we want to give a bigger, longitudinal overview over the evolution of the project regarding ASAT warnings. Instead of using snapshots, we ran PMD retroactively on every commit to extract data, although due to run time constraints, this results in a smaller number of projects in our study. Nevertheless, due to utilizing PMD our data covers a longer period of time.

Marcilio et al. (2019) take a closer look at developer usage of ASATs through SonarQube. They investigated the time to fix for different types of

³ <http://findbugs.sourceforge.net/>, last accessed: 2019-04-10

⁴ <https://www.sonarqube.org/>, last accessed: 2019-04-10

issues with a focus on active developer engagement to specifically solve the reported ASAT warnings. In our study, we are not only concerned with resolution times. Instead, we are primarily interested in general trends regarding ASATs to infer information about the evolution of software quality in our candidate projects.

Plosch et al. (2008) utilized data collected by Zimmermann et al. (2007) and correlated source code quality metrics and defects with warnings found by different static analysis tools. They used three releases of eclipse and presented correlations for different size, complexity and object oriented source code metrics. In contrast to Plosch et al. we are not concerned only with releases, we collected static analysis warnings for every commit of our candidate projects. In addition, we consider multiple projects instead of one. Although we are only able to provide data for one static analysis tool, we are able to provide more detailed defect information and on a larger scale. This should also cover effects of readability and maintainability changes due to ASAT usage.

3 Background

In this section, we introduce important topics regarding this study. First, we give a short description of the challenges regarding mining software repository histories and how they apply to this study. Then, we briefly discuss static analysis tools for Java and our choice of ASAT as well as software quality evaluation.

3.1 Mining Software Repository Histories

Working with old software revisions has its challenges. For projects which use the Java programming language some of these are:

- The build system may have been switched completely, e.g., from Ant to Maven.
- The project has no pinned version for the libraries it needs to be built successfully. This means, it may be impossible to build an older version because of incompatibilities with required libraries or missing versions of libraries (Tufano et al., 2017).
- The main source directory may have been moved, e.g., from `src/java` to `src/main/java` as is the case for most Java projects with a longer history.

In this study, we follow two different paths of inquiry, the first is only concerned with general trends regarding ASAT warnings. Hence, we do not need to consider build systems and libraries. However, even in that simplest approach we have to consider test code as we only want to inspect production code. As no direct information via the build system is available we utilize a simple regular expression to skip files with `/test/` in their path.

The second path of inquiry provides a more detailed view and also takes the build system into account. This is necessary as we extract ASAT usage via the build system configuration files. We therefore restrict the build system to Apache Maven as it is used by the majority of our candidate projects and allows extraction of this information. Including build information provides us with the ability to restrict the production code via the source directories specified in the configuration. The restriction to production code not only excludes test code but also additional tooling and examples. Apache Maven allows a tree like build configuration, i.e., a root configuration shared by the project and all its modules. As the build configuration can also contain custom rules and ASAT configurations, we have to consider all parts of the configuration tree. The root of the tree, usually parent POMs, can be included via Maven central and the leaves, usually modules that are part of the project, can be included via the filesystem.

In addition to the build system, we restrict ourselves to an ASAT that does not need compiled source code because of preliminary tests which found similar problems as Tufano et al. (2017). Tufano et al. found that 38% of commits in their data could not be compiled anymore. Nevertheless, even without the need to compile to bytecode, we are also experiencing some of the problems Tufano et al. found. As we want to extract custom rule definitions for PMD we need to consider build configuration files that may not exist anymore, e.g., missing parent POMs. To mitigate this problem, we manually rename some artifacts so that they can be found on maven central and incorporated into our extraction process, usually this only consists of removing -SNAPSHOT from the package name but in some cases we need to change the name of the package, e.g., from commons to commons-parent.

3.2 Static analysis tools for Java

Beller et al. (2016) noted, that most static analysis tools are in use for languages which are not compiled, because the compilation process includes certain static checks. Nevertheless, even Java and also C have some static analysis tools that can be utilized by practitioners to warn about potential problems in the source code.

As we are focusing on Java there are a few well known, open source static analysis tools for Java. One of the most prevalent is Checkstyle⁵ which works directly on the source code and is mostly concerned with checking the code against certain predefined coding style guidelines. Another one is FindBugs which works on compiled Java bytecode to find bugs and common coding mistakes, e.g., a clone() method that may return null. SonarQube, a cloud based tool, has the ability to use the already described static analysis tools and also defines its own rules, e.g., cognitive complexity for a method is too high. It relates the ASAT warnings to a resolution time via a formula depending on the warning and programming language.

⁵ <http://checkstyle.sourceforge.net/>, last accessed: 2019-04-10

In this work we are focusing on PMD which works on the Java source code and finds coding style problems, e.g., an if without braces, but also common coding mistakes, e.g., comparison of two String objects using “==” instead of the equals() method. PMD provides a broad set of rules from a wide range of categories. Moreover, PMD is available since 2002 and therefore has been in use for a long time. This results in more data for our analysis and in a mature ASAT for us to use. The detailed documentation and changelog allow us to keep track of which ASAT warnings were available at a certain point in time.

3.3 Software quality evaluation

Software quality is notoriously hard to measure (Kitchenham and Pfleeger, 1996). Since the beginning of investigating software quality it seemed clear that software quality consists of a combination of factors. The first models for software quality introduced by Boehm et al. (1976); McCall et al. (1977) also mirror this combination of quality factors. Multiple quality factors are still in use throughout the subsequent ISO standards 9126 and 25010 and later quality models, e.g., Wagner et al. (2012); Bakota et al. (2011).

Let us assume that software quality is a combination of multiple factors, e.g., maintainability or efficiency. If we want to automatically evaluate software quality, we need to find the concrete measurements that capture the corresponding factor. We then also need to know how to combine the measurements or factors together for the best approximation of software quality. Instead of using metric measurements as approximations, we can instead use ASATs based on their rules. Some ASATs not only include warnings about possible defects but also directly maintainability related warnings, e.g., default should always come last in a switch, exception handling code should not be empty or class names in Java should be in CamelCase. The rules that trigger the ASAT warnings are based on real world experiences and best practices of the developers, therefore, we expect that they are important in an overall evaluation of software quality. Although this means that any ASAT considered for general software quality evaluation should support a broad set of rules.

If we consider the ASATs introduced in the previous Section 3.2 we find that PMD and SonarQube fit that definition best. While FindBugs and Checkstyle are both very established software products they fit different profiles. FindBugs focuses on possible defects and Checkstyle focuses on validating style rule conformance. While SonarQube would be a good fit, it does not exist for as long as PMD, FindBugs and Checkstyle. This limits the ability to observe actual usage of the ASAT in historical data. PMD on the other hand has both a long history of use and a broad set of rules. Therefore, we assume that PMD is a good approximation of internal software quality.

4 Case study design

The *goal* of the case study is to investigate evolution of ASAT warnings and to examine the impact of PMD in the short and long term on ASAT warning trends as well as its impact on external software quality via defect density. In this Section, we formulate the research questions we aim to answer, explain the selection of subjects of the case study, and describe the methodology for the data collection, and the analysis procedures.

4.1 Research questions

To structure our investigations, we define the following research questions which we separate into two main questions. The first main research question is only concerned with evolution of ASAT warnings over the full lifetime of the project: **How are ASAT warnings evolving over time?** (*RQ1*). We divide this research question into two sub-questions:

- *RQ1.1*: Is the number of ASAT warnings generally declining over time?
- *RQ1.2*: Which warning types have declined or increased the most over time?

Investigating these questions should shed some light on the general evolution of our study subjects regarding ASAT warnings. More specifically, we want to answer the question if “code gets better over time” with regard to ASAT warnings and also if there are differences between the different types of ASAT warnings. Differences between types of ASAT warnings may point to changing Java programming practices or changes in perceived importance, e.g., more camel case name violations for class names at the beginning of 2001 than at the end of 2017. The trend of resolved warnings by type should indicate which warning types are perceived as the most important by the developers that are active in our study subjects.

The second research question is focused on the impact of ASAT usage on the warning trends and on external software quality: **What is the impact of using PMD?** (*RQ2*). We divide this research question into five sub-questions:

- *RQ2.1*: What is the short term impact of PMD on the number of ASAT warnings?
- *RQ2.2*: What is the long term impact of PMD on the number of ASAT warnings?
- *RQ2.3*: Does the active usage of custom rules for PMD correlate with higher ASAT warning removal?
- *RQ2.4*: Is there a difference in ASAT warning removal trends whether PMD is included in the build process or not?
- *RQ2.5*: Is there a difference in defect density whether PMD is included in the build process or not?

Our second set of research questions focuses on the ASAT usage according to the buildfile of the study subjects. Therefore, we focus only on the project

Criteria	Criteria category
actively using an issue tracker	Project maturity
at least one year development (from 1.1.2018 backwards)	Project maturity
at least 1000 Commits	Project maturity
no incubator	Project maturity
commit activity since 1.1.2018	Up-to-dateness
issue activity since 1.1.2018	Up-to-dateness
at least 100 Files	Size
uses Maven	Scope
no Android	Scope

Table 1: Project selection criteria

development lifetimes where we can determine that an ASAT is used as part of the build process. Moreover, we consider only source directories configured in the build system. This allows us to exclude examples and tooling. We are also taking time and available rules for PMD into account, e.g., which rules are active in the configuration file and which were available at the time of the commit. This enables us to analyze the impact only for the rules that the developers were able to see and therefore address consciously. Moreover, we investigate the impact of PMD on external software quality via defect density by including information from the issue tracking system of our study subjects.

4.2 Subject selection

Our study subjects are part of a convenience sample of open source projects under the leadership of the Apache Software Foundation⁶ but nevertheless we applied some restrictions on our selection of study subjects.

We focus on Java projects but exclude Android projects because of the different structure of the source code of the applications. We also restrict the build to Maven as we utilize the buildfiles to extract the source directory and ASAT configurations for *RQ2* and Maven provides tooling necessary to combine multiple buildfiles of all sources per project.

We only include active, recent projects that are not currently in incubator status within the Apache Software Foundation, i.e., fully integrated into the Apache Software Foundation. All projects are actively using an issue tracking system as part of their development process. Our study subjects consist of libraries and applications with a variety of domains, e.g., math libraries, pdf processing, http processing, machine learning, web application framework, and a wiki system. Moreover, our study subjects contain a diverse set of project sizes. The size ranges from small projects such as commons-rdf to larger projects such as Jena and Archiva.

The rest of our selection criteria are focused around project size, infrastructure, project maturity, and up-to-dateness of the project. All applied criteria are given in Table 1.

⁶ <https://www.apache.org>, last accessed: 2019-11-10

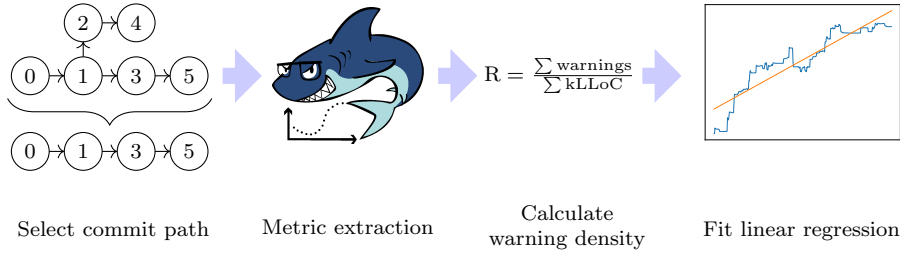


Fig. 1: Methodology RQ1

4.3 Methodology RQ1

In this section, we explain our approach to extract the required data and to calculate the required metrics to answer our research questions. An overview of the approach for data extraction is given in Figure 1.

4.3.1 Select commit path

To select the commits we are interested in, we build a Directed Acyclic Graph (DAG) from all commits in the repository and their parent-child relationships. After the graph construction, we extract a single path of commits for the project. This is depicted in the first part of Figure 1. Commits are denoted as circles with a number referring to their order of introduction into the codebase. We extract a single path from the latest master branch commit to the oldest reachable orphan commit. We need to select a path this way because we can not just select the master branch as the information on which branch a commit is created is not stored in Git (Bird et al., 2009). Moreover, we select a single path because if work is done in parallel on two or more branches of the project and we order the commits by date we get jumps in the data as we would have a sequence of commits that represent different states of the codebase at the same time.

The latest master branch commit is extracted via the “origin/head” reference of Git which points to the default branch of the repository. The default branch is usually named master, although in some Apache projects the default branch is called trunk as the projects were converted or are mirrored from Subversion. Orphan commits do not have parents. This is usually the initial commit of the repository. It can also happen that a repository has multiple orphan commits, which also can be merged back into the current development branch. By choosing the oldest orphan commit, we extract the first initial commit. Then, we use the graph representation to find the shortest path between these two commits via Dijkstra’s shortest path first algorithm (Dijkstra, 1959). Utilizing the shortest path should help to exclude long running feature branches from our data.

The end result of this step is the shortest path between the oldest orphan commit and the newest commit on the default branch of the project.

4.3.2 Metric extraction

The second step in Figure 1 depicts the extraction of ASAT warnings and Software metrics. For both we are using OpenStaticAnalyzer⁷ as part of a plugin⁸ for the SmartSHARK infrastructure (Trautsch et al., 2017). SmartSHARK in conjunction with a HPC-Cluster provided us with the means to extract this information for each file in each commit of our candidate projects.

The mining process itself extracts a range of source code metrics via the OpenStaticAnalyzer tool. In addition to the size, complexity and coupling metrics OpenStaticAnalyzer also provides us with ASAT warnings by PMD. OpenStaticAnalyzer applies 193 rules from which the warnings are generated including line number, type and severity rating. The source code metrics are provided at package, file, class, method and attribute level. The resulting data from the mining step includes ASAT warnings from PMD and source code metrics for each file in each commit of our candidate projects. As we primarily want to investigate program code we exclude tests by path, i.e., every file that contains `/test/`. From the other static source code metrics we utilize the size to normalize for size of the study subjects later.

Furthermore, we only compare full years of continuous development in our analysis, thus we remove incomplete years: we remove the first year and everything after 31.12.2017 because we started collecting the data in 2018. This ensures that we only have trends over the complete development history of the project but also for each single year of development which provides a more detailed view in addition to a full view of the projects lifetime.

4.3.3 Calculate warning density

The absolute number of ASAT warnings is strongly correlated with the amount of source code in the project. Increasing the code size usually increases the number of warnings. Even in projects using PMD, this is expected as we also study warnings which the developers could not have seen before. Either because the ASAT did not support them at the time of the commit or the rules that trigger the warnings are not active. Most of the biggest additions and removals of ASAT warnings are due to the addition and removal of files in the repository. The measure for size of the source code we are using is Logical Lines of Code (LLOC) in steps of one thousand (kLLOC). By using LLOC instead of just Lines of Code (LOC) we discard blank lines and comments. LLOC provides a more realistic estimation of the project size.

Table 2 shows the correlation between the sum of ASAT warnings and the sum of kLLOC per commit in all commits available in our data. We are using two non-parametric correlation metrics, Kendall’s τ (Kendall, 1955), which

⁷ <https://github.com/sed-inf-u-szeged/OpenStaticAnalyzer/>, last accessed: 2019-11-10

⁸ <https://www.github.com/smartshark/mecoshark/>, last accessed: 2019-11-10

Method	Value	P-Value
Kendall's τ	0.55976	0.0
Spearman's ρ	0.69857	0.0

Table 2: Correlation between the number of ASAT warnings and kLLoC

uses concordance of pairs, i.e., if $x_i > x_j$ and $y_i > y_j$ and Spearman's ρ (Spearman, 1904) which uses a rank transformation to measure the monotonicity between two sets of values instead of concordance of pairs of observations.

We can see in Table 2 that there is a medium to strong positive correlation between kLLoC and the number of ASAT warnings, i.e., as kLLoC increases so does the number of ASAT warnings. As we want to analyze ASAT warning trends with minimum interference of functionality being added or deleted we decided to use warning density instead of the absolute number of ASAT warnings. Warning density is the ratio of the ASAT warnings and product size.

$$\text{Warning density} = \frac{\text{Number of ASAT warnings}}{\text{Product size}} \quad (1)$$

As product size we chose kLLoC, the warning density is calculated per commit. The advantage of this measurement is that we still see when code with less warnings is added or removed. This also accounts for the effect of developers only scrutinizing new code being added as the new code would then contain less warnings than the existing and show up in our data as a declining trend of ASAT warnings.

Nevertheless, we keep the sum of all warnings for completeness which means we have two aggregations of warning data for our next step:

S (sum): The sum of all ASAT warnings per commit which are also available on basis of warning type and severity rating.

R (warning density): The ratio meaning the warning density per commit which is also available on a basis of warning type and severity rating.

4.3.4 Fit linear regression

Fitting a regression line results in a trend line that we can use to determine if ASAT warnings are generally increasing or decreasing in a more appropriate way as just using a delta between the last and first data points. This method, while still being simple and comprehensible, utilizes all available information, e.g., if the project contained high numbers of warnings for most of its lifetime and only at the end of the extracted data resolved most of them. We fit multiple linear regression lines to our data:

- all years per project, for a long-term trend,
- per year per project, for a short-term trend.

Moreover, we additionally fit regression lines for each group of filtered ASAT warnings we introduce in Section 4.4.2 for our second main research question.

The linear regression lines provide broad overall trends and specific trends for the ASAT warnings to answer our research questions.

After the fitting of the regression lines, we utilize the coefficient of the linear regressions as the slope. As we have only one variable, this is the same as calculating the slope for each line by applying the point slope formula (Equation 2) where y are the values of the fitted regression line and x is the day of the commit.

$$\text{slope} = \frac{y_n - y_1}{x_m - x_1} \quad (2)$$

The slope provides us with a single number representing the trend which we use for further analyses. Moreover, this enables the merging of results for projects with different lifetimes in order to create a global overview of a trend.

In order to restrict the calculated trends to meaningful values we use an F-Score which is calculated via a correlation between our regression line and the measured value. First, we calculate the correlation:

$$\text{corr} = \frac{(X_i - \bar{X}) \cdot (y_j - \bar{y})}{\sigma(X) \cdot \sigma(y)} \quad (3)$$

Where X_i is the i -th day of our commits, y_j is the j -th value of the regression line and \bar{X}, \bar{y} is the mean of the number of days of commits and mean of the regression values respectively. $\sigma(X), \sigma(y)$ denotes the standard deviation of X and y . The correlation is then converted to an F-Score and a p-value.

$$F = \frac{\text{corr}^2}{(1 - \text{corr}^2) \cdot (|y| - 2)} \quad (4)$$

The p-value conversion is achieved via the survival function of the F-distribution.

To restrict noise introduced by bad regression fits for trends, we include only slope values in our analysis where the F-Score is above 1 and the p-value for the F-Score is lower than 0.05. As the F-Score describes a relationship between the regression values and the time, we chose this performance metric instead of others related to linear regression such as R^2 .

4.4 Methodology RQ2

To answer our second research question, we need to include knowledge about the inclusion of ASATs in the build process of the projects. As previously mentioned, we focus on Maven as the build system. To extract the additional information, we extend our approach shown in Figure 1 with the additional steps depicted in Figure 2. In a nutshell, we filter out commits where Maven was not used, create new sets of rules depending on custom rules included in the available Maven build configuration, and include defect density as external software quality measure.

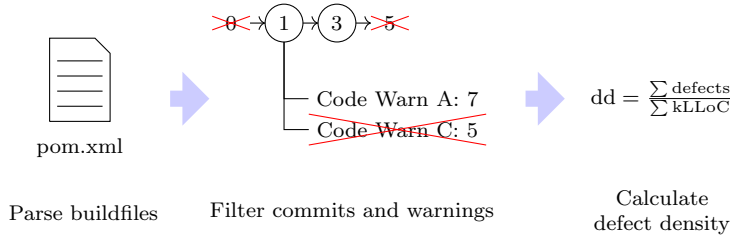


Fig. 2: Methodology extension for RQ2

4.4.1 Parse buildfiles

We traverse the path of commits previously selected to determine where Maven was introduced to the project and all commits where its configuration file was changed. Maven projects can contain multiple buildfiles, modules and configuration residing in parent buildfiles. In order to account for these features, we utilize a Maven feature that combines all this information including fetching the parent buildfiles from the Maven repository. For each commit where one or multiple Maven files were changed in the target repository, we execute Maven to automatically resolve potential project modules defined in the main Maven configuration file, potential parent configurations, and set all settings explicitly taking default values and overrides into account. We also extract source and test directories from the configuration which allows us to restrict our analysis to program source code and to exclude tests that reside in non-standard directories. This information is further refined to extract which ASATs are currently active, i.e., we detect if PMD, Checkstyle, and FindBugs are configured. If PMD is configured, we extract the configuration including all additional custom configuration files.

Custom configurations for PMD can consist of multiple files with rules and categories of rules. We parse every custom ruleset file and extract rule categories and single rules. Single rules are used as is, whereas the rule categories are expanded to the single rules they contain according to the current PMD documentation on all rulesets⁹. This ensures that we have an accurate representation of the warnings that were actively presented to the developers.

4.4.2 Filter commits and warnings

We remove all commits where no Maven buildfile was present. This is true for commits where the build system is not Maven but, e.g., Ant or Gradle. To make our comparisons viable, we restrict our data to Maven and remove commits until a Maven buildfile is introduced. The project selection performed in the first step ensures that we only have projects where the Maven buildfile was present in the latest commit of our data. Thus, we do not have to remove com-

⁹ https://pmd.github.io/latest/pmd_rules_java.html#additional-rulesets

mits due to the project switching its buildsystem from Maven to Gradle. After that, we create subsets of warnings in our data by filtering certain warnings.

- t* (time-corrected) The first subset consists of time corrected warnings. This includes only warnings that were available at the time of the commit where we collected the warning. To be able to utilize this information, we included a mapping for each detected rule to the PMD version that introduced the warning together with the release date of that version. Then we filter out the rules that could not have been reported because at the time of the commit the rule was not available in PMD yet. This is only possible because of the very thorough documentation of rules from PMD and the detailed changelog that stretches back to the first version. We include this subset because of the length of the project histories considered. As some of our data goes back to 2007¹⁰, we need to take the ASAT warnings into account that were possible to gain from PMD at that point in time.
- d* (default): The second subset represents the default configuration of the maven-pmd-plugin. The default rules are taken from the most recent configuration¹¹ and filtered to include only detectable rules. This results in a set of 45 rules.
- e* (effective): For the third subset we want to include as much detail as possible. To achieve this, we calculate the currently active ASAT rules for each commit. These effective active rules take all custom rules and rule excludes into account. If no custom rules are defined we are using the default rules according to the documentation of the maven-pmd-plugin¹¹, same as for the subset *d*. This subset contains all information that a developer on the project under investigation can acquire by utilizing the buildfile.
- o* (without overlapping): The final subset removes rules overlapping with other ASATs used in the projects. This is achieved by filtering rules which overlap with rules supported by current versions of Checkstyle and FindBugs. This subset enables us to increase the precision of our impact measurement for the effects of using PMD on ASAT warning trends.

All of these subsets of warnings can be combined to provide us with a set of rules for the analyses, e.g., the warning density of the default rules with time-correction or the warning density of the effective rules with time-correction without overlapping rules.

4.4.3 Calculate defect density

This step utilizes the SmartSHARK infrastructure which we already used for the metrics collection to incorporate information from the ITS into our data. The extracted information is condensed to a metric per development year, the “de facto standard measure of software quality” (Fenton and Bieman, 2014),

¹⁰ Earliest date for which a Maven buildfile exists in our data.

¹¹ <https://maven.apache.org/plugins/maven-pmd-plugin/examples/usingRuleSets.html>, last accessed: 2019-03-18

defect density, which is a ratio of the number of known defects and the size of the product.

$$\text{Defect density} = \frac{\text{Number of known defects}}{\text{Product size}} \quad (5)$$

In this study we use the mean kLLOC per year as the product size and the number of created bug reports per year as the number of known defects. This proves us with a metric per year which we can then utilize to measure the impact of PMD usage on external software quality (Fenton and Bieman, 2014). As we have projects in our dataset which switched ITS and as we need full development years we discard the first year for which we have defects in our data.

4.5 Analysis procedure

In our case study, we investigate different questions which require a different analysis procedures. For *RQ1.1*, we aggregate the plain sum of ASAT warnings per commit over the projects development and the warning density as defined in Section 4.3.3. Then, we fit regression lines and calculate the F-Score as well as the slope of the regression to get the general trend.

In the case of *RQ1.2* we do the same, but for completeness we additionally calculate the delta of the last and the first commit of the data as well as the number of remaining warnings per kLLOC.

The short and long term impact of PMD on the number of ASAT warnings in *RQ2.1* and *RQ2.2* is measured via the number of projects for *RQ2.1* and the addition of slopes of the trend line for all years following PMD introduction per project for *RQ2.2*. The slope sums are calculated via the warning density but without overlapping rules from FindBugs and Checkstyle.

For *RQ2.3*, we sum the number of rule changes per year for projects using PMD and correlate them via Kendall's τ and Spearman's ρ to the warning density trends of the rules used ($R+e+t$).

To answer the research questions *RQ2.4* and *RQ2.5*, we measure the difference between two samples. We first investigate the distribution of our data via the Shapiro-Wilk test (Wilk and Shapiro, 1965) for normality and Levene's test (Levene, 1960) for variance homogeneity. As these tests revealed that the data is non-normal with a homogeneous variance, we decided to use the Mann-Whitney-U test (Mann and Whitney, 1947). Although the Mann-Whitney-U test is a ranked test we still talk about differences in median for the sake of simplicity. In both research questions, we measure the difference between the years of PMD usage and the years where PMD was not used. Partial use in a year is excluded from the analysis. We chose a significance level of $\alpha = 0.05$, after Bonferroni (Abdi, 2007) correction for 24 statistical tests, we reject the H_0 hypothesis at $p < 0.002$. The difference in median between both samples for *RQ2.4* is only significant for the sum of warnings with $p < 0.002$. Therefore, only for the last comparison of *RQ2.4* and for *RQ2.5*

we also calculate effect size and confidence interval. To calculate the effect size of the Mann-Whitney-U test, we utilize the fact that for sample sizes > 8 the U test statistic is approximately normally distributed (Mann and Whitney, 1947). We first perform a z -standardization (Kreyszig, 2000):

$$z = \frac{U - \bar{U}}{\sigma(U)} \quad (6)$$

$$z = \frac{U - \frac{nm}{2}}{\sqrt{\frac{nm(n+m+1)}{12}}} \quad (7)$$

We are assuming that our sample's mean and standard deviation are a good approximation of the populations mean and standard deviation. After we calculate z we can calculate the effect size r as:

$$r = \frac{z}{\sqrt{n+m}}. \quad (8)$$

A value of $r < 0.3$ is considered a small effect, $0.3 \leq r \leq 0.5$ is a medium effect and $0.5 < r$ is a strong effect (Cohen, 1988).

For the confidence interval we follow Campbell and Gardner (1988) who use the K -th smallest to the K -th largest difference between two samples as the interval, thus we calculate K :

$$K = \frac{nm}{2} - (1.96 * \sqrt{\frac{nm(n+m+1)}{12}}) \quad (9)$$

Where n, m are the sizes of our two samples. The confidence interval then consists of the K -th difference and the $\max(n, m) - K$ -th difference between both samples.

4.6 Replication kit

All extracted data can be found online¹². The code for creation of the tables and figures used in this paper as well as a dynamic view of warning density, LLoC and warning sum for each project is included.

5 Case study results

In this section we present the results of our study. This section split into two parts, one for each of our main research questions.

¹² <http://www.user.informatik.uni-goettingen.de/~trautsch2/emse2019>

5.1 *RQ1*: How are ASAT warnings evolving over time?

Our first research question considers ASAT warning evolution over the complete lifetime of each project. Table 3 shows the trend of ASAT warnings for every project and year as well as the mean per year. Furthermore, the table includes the trend over the complete lifetime of the project with two base values: the sum of ASAT warnings S and the warning density R . The trends for single years are calculated based on warning density. The arrows indicate the trend of the ASAT warnings. A downwards arrow indicate a positive trend, i.e., the warning density declines, an upwards arrow negative trend, i.e., the warning density increases. If our criteria for the regression fits are not met, i.e., the F-Score is below 1 and the corresponding p-value is above 0.05 a straight rightway arrow is used. Hence, the straight rightway arrow indicates that there was no significant change.

Table 3 shows, that if we consider the complete lifetime of the project the quality of the code regarding warning density (R) increases in only 4 of 54 projects. The majority of our study subjects improve with regard to warning density. If we only consider the sum (S) the picture is not as clear, here we have more negative trends, i.e., the number of ASAT warnings increase. This is expected as the number of ASAT warnings usually increases with addition of new code and both are positively correlated as mentioned previously. This shows that if we consider warning density to be a code quality measure, that the code quality steadily increases in most projects. We also include the value of the slope of the trend for warning density (R p.a.) in the table, which indicates a change of warning density in years over the complete lifetime and on average over all projects. We exclude projects where the slope does not met our criteria for F-Score. The value in column R p.a. quantifies the average change in warning density per year, e.g., commons-math removes on average 6 ASAT warnings per 1000 Logical Lines of Code per year. When we consider the mean of all projects we see that on overage 3.8 ASAT warnings per 1000 LLoC are removed per year.

RQ1.1 Summary: The number of ASAT warnings are not generally declining. However, if we consider warning density then most are declining. Out of 54 projects, 43 show declining trends, 7 are showing an increasing trend of warning density and 4 are showing minimal changes. On average, each project removes 3.8 ASAT warnings per 1000 LLoC per year.

To answer the next research question, we consider how groups of rules have changed in their evolution over the projects lifetime. In this case, we not only report the slope of the trend but also report the delta of the first warning density measurement per project and the last measurement. This provides us with a delta of the absolute number of ASAT warnings per kLLoC per warning group and severity. Due to different project lifetimes we measure these numbers per project and then average the values to end up with a number that encompasses all of our data.

Project	2001	2002	2003	2004	2005	2006	2007	2008	2009	2010	2011	2012	2013	2014	2015	2016	2017	S	R	R p.a.
activa																				2.0627
cachette																				1.6298
commons-beel		↗	↗	↗	↗	↗	↗	↗	↗	↗	↗	↗	↗	↗	↗	↗	↗	↗	↗	-5.4906
commons-beanutils		↗	↗	↗	↗	↗	↗	↗	↗	↗	↗	↗	↗	↗	↗	↗	↗	↗	↗	-2.6007
commons-collections		↑	↑	↗	↗	↗	↗	↗	↗	↗	↗	↗	↗	↗	↗	↗	↗	↗	↗	-1.1347
commons-compress			↑	↗	↗	↗	↗	↗	↗	↗	↗	↗	↗	↗	↗	↗	↗	↗	↗	-2.2405
commons-configuration				↗	↗	↗	↗	↗	↗	↗	↗	↗	↗	↗	↗	↗	↗	↗	↗	-0.8488
commons-dbc		↗	↗	↗	↗	↗	↗	↗	↗	↗	↗	↗	↗	↗	↗	↗	↗	↗	↗	-2.5913
commons-digester		↗	↗	↗	↗	↗	↗	↗	↗	↗	↗	↗	↗	↗	↗	↗	↗	↗	↗	-6.2288
commons-imaging				↗	↗	↗	↗	↗	↗	↗	↗	↗	↗	↗	↗	↗	↗	↗	↗	-7.2638
commons-io			↗	↗	↗	↗	↗	↗	↗	↗	↗	↗	↗	↗	↗	↗	↗	↗	↗	-15.7784
commons-jcs			↗	↗	↗	↗	↗	↗	↗	↗	↗	↗	↗	↗	↗	↗	↗	↗	↗	-0.6873
commons-jexl			↗	↗	↗	↗	↗	↗	↗	↗	↗	↗	↗	↗	↗	↗	↗	↗	↗	-2.9473
commons-lang			↗	↗	↗	↗	↗	↗	↗	↗	↗	↗	↗	↗	↗	↗	↗	↗	↗	-9.6466
commons-math			↗	↗	↗	↗	↗	↗	↗	↗	↗	↗	↗	↗	↗	↗	↗	↗	↗	-1.8357
commons-net							↑	↗	↗	↗	↗	↗	↗	↗	↗	↗	↗	↗	↗	-6.0113
commons-net							↑	↗	↗	↗	↗	↗	↗	↗	↗	↗	↗	↗	↗	-4.6268
commons-rdf								↗	↗	↗	↗	↗	↗	↗	↗	↗	↗	↗	↗	14.2165
commons-scxml								↗	↗	↗	↗	↗	↗	↗	↗	↗	↗	↗	↗	-1.9494
commons-validator								↗	↗	↗	↗	↗	↗	↗	↗	↗	↗	↗	↗	-3.6636
commons-xfis			↗	↗	↗	↗	↗	↗	↗	↗	↗	↗	↗	↗	↗	↗	↗	↗	↗	-0.6336
eagle															↑					-22.8117
falcon															↗					-8.9023
flume															↗					-0.1370
gtraph															↗					-8.2497
gora															↗					-
helix															↗					0.6824
httpcomponents-client															↗					-2.9699
httpcomponents-core															↗					-1.3058
jena															↗					-5.3659
jspwiki	↗			↗	↗	↗	↗	↗	↗	↗	↗	↗	↗	↗	↗	↗	↗	↗	↗	-3.2197
knox															↗					-2.9038
kylin															↗					-0.2752
lens															↗					-8.7651
mahout															↗					-4.2915
manifold															↗					-1.3434
mina-sshd															↗					-8.2677
nifi															↗					1.8095
opennlp															↗					-
parquet-mr															↗					-5.1854
pdfbox															↗					-3.2274
phoenix															↗					-3.1414
ranger															↗					-3.0536
roller															↗					-6.8228
santuario-java		↗	↑	↗	↗	↗	↗	↗	↗	↗	↗	↗	↗	↗	↗	↗	↗	↗	↗	-4.7906
storm															↗					-12.3819
streams															↗					-0.8526
struts															↗					-4.0522
systemml															↗					-0.5148
tez															↗					2.5405
tika					↗	↗	↗	↗	↗	↗	↗	↗	↗	↗	↗	↗	↗	↗	↗	-10.2315
was4j															↗					-4.4086
zeppelin	↗	↗	↗	↗	↗	↗	↗	↗	↗	↗	↗	↗	↗	↗	↗	↗	↗	↗	↗	-3.7741
mean																				

Table 3: Trends for the number of ASAT warnings over time including sum (S), warning density (R) and warning density change per year (R p.a.)

ASAT group / severity	Mean change per year	Delta	Remaining
minor	-2.6545	26.19	43.98
major	-0.8698	7.692	13.8
critical	-0.1391	1.08	3.4
brace rules	-0.7191	6.127	4.67
design rules	-0.5494	5.255	16.58
jakarta commons logging rules	-0.4512	1.501	3.032
naming rules	-0.4475	6.844	7.45
java logging rules	-0.4316	3.019	3.06
type resolution rules	-0.3989	3.607	3.368
junit rules	-0.2553	0.7668	1.349
controversial rules	-0.2409	1.424	6.646
optimization rules	-0.2270	2.748	3.19
basic rules	-0.1304	1.652	1.81
unnecessary and unused code rules	-0.0649	0.7698	0.7059
strict exception rules	-0.0579	0.2919	3.625
string and stringbuffer rules	-0.0413	0.3471	3.37
security code guideline rules	-0.0391	0.025	0.7086
j2ee rules	-0.0084	0.1353	0.2706
javabeen rules	-0.0036	0.3246	0.1229
finalizer rules	-0.0006	-0.0004896	0.01761
clone implementation rules	0.0013	0.05704	0.08933
import statement rules	0.1468	0.07055	1.114
Sum	-3.7741	34.97	61.18

Table 4: Warning density (R) change per year and delta for ASAT groups and severities

Table 4 contains all rule groups and severities in our data provided by PMD. A full table of all rules can be found in the Appendix. It contains the slope of the trend, the average change of warning density per project over the complete lifetime of the project and the remaining warnings per kLLOC. We can see that, e.g., on average a project removed 6.84 naming rule warnings per kLLOC over its complete lifetime and still has 7.45 warnings per kLLOC left. When considering the trend, we can see that each project, on average, removes 0.45 naming rule warnings per kLLOC per year. Moreover, we see that each project on average resolves 34.97 warnings per kLLOC regardless of its type or severity over its complete lifetime and still has 61.18 warnings per kLLOC left.

These changes in the number of occurrences of rules by type can hint at potential changes in coding standards in the the years between the beginning of 2002 and end of 2017. Most prominently brace, design and naming rules, which consist of best practices regarding code blocks and naming conventions, e.g., an *if* should be followed by braces even if it is followed only by a single instruction and class names should be in camel case. Design rules contain best practices regarding overall code structure, e.g., avoiding deeply nested if statements and simplify boolean returns. We can see that the trend for specialized rules like jakarta commons logging rules is steeper than naming rules, although when we consider the delta it is clear that naming rules are removed far more by number. A complete list of the rules and their groups as well as their severities is given in the Appendix.

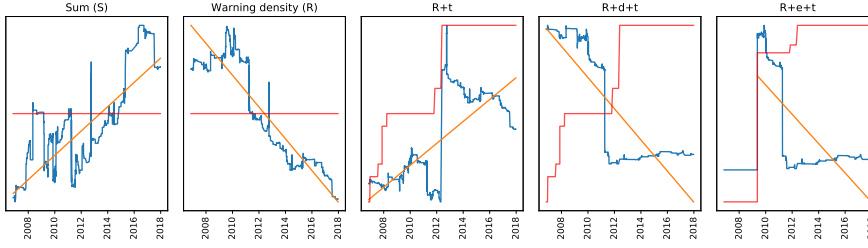


Fig. 3: Commons-lang ASAT warning trends

The only group of warnings that is increasing by delta, although only slightly, is finalizer rules. By trend only import statement and clone implementation rule violations are increasing slightly. Finalizer rules are concerned with the correct implementation of `finalize()` which is called by the garbage collector of Java. Import statement rules contain rules regarding duplicate imports, unused imports and unnecessary imports, e.g., `java.lang` or imports of classes from the same package. Clone implementation rules are focused on checking implementations of `clone()` methods.

RQ1.2 Summary: The warning density of Naming, brace and design rules have declined the most. Finalizer rules are the only ASAT warning type that increase.

5.2 RQ2: What is the impact of using PMD?

This part of the study discards every commit up until the point in time Maven was introduced as a build system. Although we shorten the project history that is available for analysis, keeping only commits with Maven a buildfile allows us to be certain that we detect the ASAT inclusion via the Maven configuration and also allows us to read custom ruleset definitions and source directories. Utilizing the source directories from the Maven configuration narrows the scope for the files to code only files. We effectively discard tests and tooling which are not part of the build process. Our aim is to be as detailed as possible and counting only the rules that were available at the point in time of the commit and only the files that were part of the analysis if the projects developers had run the ASAT via the buildfile.

Table 5 shows the trends of ASAT warnings for full years of development. The color indicates if PMD was used for all commits that year: green indicates PMD was used for the complete year, red indicates no use of PMD for the complete year, black indicates partial usage due to introduction or removal of PMD from the buildfile during that year.

In six projects listed in Table 5, PMD was removed at least once. In commons-bcel in 2008, PMD was only shortly introduced and then removed

Project	06	07	08	09	10	11	12	13	14	15	16	17
archiva	↗	↗	↗	↗	↗	↗	→	↘	↘	↘	↘	↘
calcite							↗	↗	↗	↗	↗	↗
cayenne							↗	↗	↗	↗	↗	↗
commons-bcel		↘	↘	↘	↘	↘	↘	↘	↘	↗	↗	↗
commons-beanutils		↘	↘	↘	↘	↘	↘	↘	↘	↘	↘	↘
commons-codec			↘	↘	↘	↘	↘	↘	↘	↘	↘	↘
commons-collections		↘	↘	↘	↘	↘	↘	↘	↘	↘	↘	↘
commons-compress		↗	↗	↘	↗	↗	↗	↗	↗	↗	↗	↗
commons-configuration			↗	↗	↗	↗	↗	↗	↗	↗	↗	↗
commons-dbcp			↗	↗	↗	↗	↗	↗	↘	↘	↘	↘
commons-digester		↗	↗	↗	↗	↗	↗	↗	↗	↗	↗	↗
commons-imaging			↗	↗	↗	↗	↗	↗	↗	↗	↗	↗
commons-io		↘	↘	↘	↘	↘	↘	↘	↘	↘	↘	↘
commons-jcs			↘	↘	↘	↘	↘	↘	↘	↘	↘	↘
commons-jexl		↘	↘	↘	↘	↘	↘	↘	↘	↘	↘	↘
commons-lang		↘	↘	↘	↘	↘	↘	↘	↘	↘	↘	↘
commons-math			↘	↘	↘	↘	↘	↘	↘	↘	↘	↘
commons-net			↘	↘	↘	↘	↘	↘	↘	↘	↘	↘
commons-rdf											↘	↘
commons-scxml		↘	↘	↘	↘	↘	↘	↘	↘	↘	↘	↘
commons-validator		↘	↘	↘	↘	↘	↘	↘	↘	↘	↘	↘
commons-vfs		↘	↘	↘	↘	↘	↘	↘	↘	↘	↘	↘
eagle											↘	↘
falcon							↘	↘	↘	↘	↘	↘
flume					↘		↘	↘	↘	↘	↘	↘
giraph							↘	↘	↘	↘	↘	↘
gora							↘	↘	↘	↘	↘	↘
helix							↘	↘	↘	↘	↘	↘
httpcomponents-client			↘	↘	↘	↘	↘	↘	↘	↘	↘	↘
httpcomponents-core		↘	↘	↘	↘	↘	↘	↘	↘	↘	↘	↘
jena								↘	↘	↘	↘	↘
jspwiki								↘	↘	↘	↘	↘
knox								↘	↘	↘	↘	↘
kylin								↘	↘	↘	↘	↘
lens								↘	↘	↘	↘	↘
mahout				↗	↗	↗	↗	↗	↗	↗	↗	↗
manifoldcf					↘	↘	↘	↘	↘	↘	↘	↘
mina-sshd				↘	↘	↘	↘	↘	↘	↘	↘	↘
nifi								↘	↘	↘	↘	↘
opennlp						↘	↘	↘	↘	↘	↘	↘
parquet-mr						↘	↘	↘	↘	↘	↘	↘
pdfbox				↘	↘	↘	↘	↘	↘	↘	↘	↘
phoenix								↘	↘	↘	↘	↘
ranger								↘	↘	↘	↘	↘
roller								↘	↘	↘	↘	↘
santuario-java					↘	↘	↘	↘	↘	↘	↘	↘
storm								↘	↘	↘	↘	↘
streams								↘	↘	↘	↘	↘
struts		↘	↘	↘	↘	↘	↘	↘	↘	↘	↘	↘
systemml								↘	↘	↘	↘	↘
tez			↘	↘	↘	↘	↘	↘	↘	↘	↘	↘
tika			↘	↘	↘	↘	↘	↘	↘	↘	↘	↘
wss4j			↘	↘	↘	↘	↘	↘	↘	↘	↘	↘
zeppelin								↘	↘	↘	↘	↘

Table 5: Trends for warning density without overlapping rules ($R+o$), green indicates use of PMD in buildfile, red indicates absence of PMD, black indicates partial use of PMD over the year.

the same year. The trend of warnings is declining nonetheless. In commons-dbcp PMD was removed in 2014 but that year still shows a declining trend. Commons-math changed the ASAT configuration in 2009 - 2011 so that there were at least some commits without an active PMD configuration therefore these are colored black in the table. Those years also had a declining trend. Commons-validator had some commits in 2008 with PMD enabled. Tika removed PMD in 2009 and never re-introduced it. Archiva removed PMD in 2012 when they moved reporting to a parent pom which did not include PMD anymore¹³. Table 5 shows a kind of surprising result, we expected to see a drop in ASAT warnings after introduction of PMD but that is only the case in 9 of the 25 projects which used PMD at one point. An explanation for this result could be that the developers introduce the ASAT but do not immediately scrutinize enough code to make a difference in the short term.

RQ2.1 Summary: The short term impact as estimated by the trend of warning density for 25 projects where PMD was used at least once is declining in 9 projects, 6 projects have an increase in warnings and 1 a neutral trend. 9 are not considered because we can not determine the time when PMD was introduced, because it was either introduced together with maven as a build tool or was introduced previously.

Table 6 shows the number of ASAT warnings over the projects lifetime from the point in time where Maven was used as a build system, i.e. the point in time where we are sure that we can capture the effective rules of the ASAT. S is the plain sum of the number of warnings, R is the warning density. $R+t$ is the warning density with time-correction where we only count the warnings that PMD supported at the time of the commit. $R+d+t$ is the warning density with only the rules counted that the Maven PMD plugin has enabled by default with time-correction. $R+e+t$ is the warning density with only the rules counted that are definitely enabled via the parsed Maven configuration file, i.e., the most exact and only available in projects where we have the PMD plugin enabled in the Maven configuration file. Figure 3 visualizes this information for the project Commons-lang. The red line represents the number of rules considered, the blue line is the number of ASAT warnings which is a sum (S) in the first subplot and warning density (R) in all following subplots. The orange line is the regression line. The number of rules is constant if no time-correction is applied. Figure 3 also shows that for the effective ruleset, we only count from the point of inclusion of the ASAT. Otherwise we would skew the data in this case. We should also mention that jumps in effective rules can be due to inclusion of new rules by the developers or by inclusion of new rules for PMD due to group expansion, i.e., the project configures all rules for category A, PMD adds new rules for category A at that point in time which results in rising number of rules considered.

A first interesting result is that if we look at the warning density, there is a downward or neutral trend for all but 11 projects. This means independent of

¹³ <https://repo1.maven.org/maven2/org/apache/archiva/archiva-parent/9/archiva-parent-9.pom>

Project	S	R	$R+t$	$R+d+t$	$R+e+t$
archiva	↗	↗	↗	↗	↘
calcite	↗	↗	↗	↗	→
cayenne	↗	↗	↗	↗	↘
commons-bcel	↗	↘	↗	↗	↘
commons-beanutils	↗	↘	↗	↗	→
commons-codec	↗	↗	↗	↘	↘
commons-collections	↗	↘	↗	↘	↘
commons-compress	↗	↗	↗	↘	↘
commons-configuration	↗	↘	↘	↘	→
commons-dbcp	↗	↘	↗	→	→
commons-digester	↗	↘	↗	↘	↘
commons-imaging	↘	↘	↘	→	↗
commons-io	↗	↘	↗	↗	→
commons-jcs	↗	↘	↗	↘	↘
commons-jexl	↗	↘	↗	↘	↘
commons-lang	↗	↘	↗	↘	↘
commons-math	↗	↘	↗	↘	↗
commons-net	↗	↘	↗	↗	→
commons-rdf	↗	↗	↗	↗	↗
commons-scxml	↗	↘	↗	↗	→
commons-validator	↗	↘	↗	↘	↗
commons-vfs	↗	→	↗	↘	↘
eagle	↗	↘	↘	↗	→
falcon	↗	↘	↘	↗	→
flume	↗	↘	↗	→	→
giraph	↗	↘	→	↗	→
gora	↗	↗	↗	↘	→
helix	↗	↗	↗	→	→
httpcomponents-client	↗	↘	↗	↘	→
httpcomponents-core	↗	↗	↗	↗	→
jena	↗	↘	↘	↘	↘
jspwiki	↗	↘	↗	↗	→
knox	↗	↘	↘	↗	→
kylin	↗	↘	↘	↗	→
lens	↗	↘	↘	↗	→
mahout	↗	↘	↗	↘	↘
manifoldcf	↗	↘	↘	↗	→
mina-sshd	↗	↘	↘	↗	→
nifi	↗	↗	↗	↗	→
opennlp	↗	↘	↘	↘	→
parquet-mr	↗	↘	↘	→	→
pdfbox	↗	↘	↘	↘	→
phoenix	↗	↗	↗	↗	→
ranger	↗	↘	↘	↘	↗
roller	↗	↘	↗	↘	→
santuario-java	↗	↘	↘	↘	↘
storm	↗	↗	↗	↗	↗
streams	↗	↘	↘	↗	→
struts	↗	↘	↗	↗	→
systemml	↗	↘	↘	↗	→
tez	↗	↘	↗	↗	→
tika	↗	↗	↗	↗	↘
wss4j	↗	↘	↗	↘	↘
zeppelin	↗	↘	↘	↗	→

Table 6: Trends for the number of ASAT warnings over all years after Maven introduction.

the presence of PMD in the buildfile the overall quality of the code per kLLOC with regards to ASAT warnings improves in most projects. This could be for example through changes in coding style coinciding with some ASAT rules, e.g., no if statement without curly braces. The number of projects is higher than in the previous Section 5.1 where we considered the complete lifetime of the project. In Section 5.1, we observed a rising trend of warning density in only 7 projects. If we only consider the effective rules ($R+e+t$) the picture is not that clear, which means even though the developers have the ability to look at the reports containing these warnings the overall quality per LLoC does not always improve. This could be due to perceived or real false positives of the reporting ASAT which are ignored by the developers.

For *RQ2.2* we refer to Table 5 again and note the green trends following the introduction of PMD in black. If we add up the slopes of the subsequent years after the introduction of the ASAT, we can estimate the long term impact. We notice that we have more positive years than negative years in our data following the introduction of an ASAT. Positive years are identified by a decreasing warning density whereas negative years are identified by a increasing warning density. On a more quantitative note we can sum the slopes of years following the introduction of the ASAT which we report in Table 7. We are not listing mina-sshd even though it uses PMD because it was only introduced in 2017 which is the last year of our data, therefore it is excluded from the long term impact analysis.

Table 7 shows the average change in warning density per year, e.g., commons-lang decreases the number of warnings per kLLOC by 2.4 per year on average, which is better than its overall decrease over all years (1.8) which can be seen in Table 3. We can also see that the average change per project is 3.3 which is slightly less than the mean over all projects over all years reported in Table 3 which was 3.8. Nevertheless the projects predominantly show a negative sum which indicates a positive trend in the number of ASAT warnings, i.e., warnings decrease. Only 6 projects, comons-rdf, commons-compress, commons-beanutils, commons-validator, storm and cayenne have a positive sum, i.e., an overall negative trend of warning density after PMD was introduced. Thus we can further conclude that the long term impact of PMD on warning density is better by trend alone than the observed short term impact. Although, its impact is weaker than the overall trend of defect density which encompasses the years where PMD was not present in the buildfile.

RQ2.2 Summary: The long term impact as estimated by the trend of warning density is positive in 18 of 24 projects. On average each project removed 3.3 warnings per kLLOC each year after PMD was introduced in the buildfile.

To answer *RQ2.3*, we first extract all changes to the buildfile and specifically to the custom rules as shown in Table 8. It shows the number of rules changed over the project lifetime and the number of commits where the build file or a configuration file was changed.

Project	Mean change per year
archiva	-1.3998
cayenne	1.626
commons-bcel	-15.828
commons-beanutils	0.61942
commons-codec	-0.94722
commons-collections	-0.25152
commons-compress	2.375
commons-dbc	-4.7867
commons-digester	-10.546
commons-imaging	-4.3949
commons-jcs	-8.0475
commons-jexl	-4.5275
commons-lang	-2.3985
commons-math	-3.7554
commons-rdf	2.8955
commons-validator	0.82596
commons-vfs	-0.054325
jena	-6.9182
mahout	-5.3606
ranger	-5.524
santuario-java	-1.5476
storm	6.7243
tika	-14.176
wss4j	-2.9495
Mean	-3.2645

Table 7: Warning density mean change per year after PMD introduction without overlapping rules ($R+o$).

The number of rule changes are the sum of all deltas of rule changes, this includes additions and removals of rules. As we also count the default rules when the ASAT is introduced there is a minimum of 45 rules that are changed if PMD is introduced and there are no custom rules right from the start. If custom rules are added or removed later this number increases.

The true relation to the trends can be seen in Table 9, it shows the correlation between the number of rule changes to the general trend of ASAT warnings of the project over each year where the ASAT was used. The results for this research question could be seen as inevitable because we do not have a lot of rule changes. Nevertheless, we find that 12 of 25 projects have at least performed some changes to their PMD rulesets.

RQ2.3 Summary: The impact of rule changes, i.e., an active, evolving ASAT configuration on the ASAT warning trends is negligible. Nevertheless, 12 of 25 projects changed their rules at least once.

For *RQ2.4*, we first have to split our data into two groups, one group contains all years from all projects where PMD was used as indicated by its inclusion in the buildfile, and the other contains all the other years. We then investigate our two samples for differences, we want to know if the two groups have a difference of their warning trends and if this difference is statistically significant.

Project	Rule changes	Build changes
archiva	45	145
calcite	0	90
cayenne	130	80
commons-bcel	87	21
commons-beanutils	45	28
commons-codec	94	35
commons-collections	45	25
commons-compress	133	65
commons-configuration	0	50
commons-dbc	45	42
commons-digester	45	52
commons-imaging	100	37
commons-io	0	53
commons-jcs	45	65
commons-jexl	44	96
commons-lang	45	73
commons-math	62	52
commons-net	0	15
commons-rdf	45	22
commons-scxml	0	31
commons-validator	45	25
commons-vfs	45	61
eagle	0	48
falcon	0	57
flume	0	40
giraph	0	27
gora	0	42
helix	0	164
httpcomponents-client	0	78
httpcomponents-core	0	90
jena	45	111
jspwiki	0	38
knox	0	96
kylin	0	57
lens	0	49
mahout	127	261
manifoldcf	0	64
mina-sshd	78	123
nifi	0	133
opennlp	0	124
parquet-mr	0	60
pdfbox	0	61
phoenix	0	49
ranger	43	70
roller	0	10
santuario-java	193	79
storm	45	17
streams	0	76
struts	0	155
systemml	0	68
tez	0	43
tika	45	98
wss4j	50	96
zeppelin	0	77

Table 8: Rule and build changes for each project

Method	Value	P-Value
Kendall's τ	-0.17089	0.037058
Spearman's ρ	-0.20872	0.042373

Table 9: Correlation between number of rule changes and warning density

Test	Sample	Test Statistic	P-value
Shapiro-Wilk	No PMD	0.43633	1.1615e-20
Shapiro-Wilk	PMD	0.17532	6.5589e-31
Levene	Both	0.52831	0.46778
Mann-Whitney-U	Both	1.6344e+04	0.61671

Table 10: Warning density, time corrected rules ($R+t$) significance test prerequisites and results

Test	Sample	Test Statistic	P-value
Shapiro-Wilk	No PMD	0.13952	9.8708e-25
Shapiro-Wilk	PMD	0.12195	1.2032e-31
Levene	Both	0.34585	0.55683
Mann-Whitney-U	Both	1.4763e+04	0.099212

Table 11: Warning density, only default time corrected rules ($R+d+t$) significance test prerequisites and results

Test	Sample	Test Statistic	P-value
Shapiro-Wilk	No PMD	0.19915	5.1652e-24
Shapiro-Wilk	PMD	0.12195	1.2032e-31
Levene	Both	0.0050551	0.94336
Mann-Whitney-U	Both	1.5212e+04	0.20141

Table 12: Warning density, effective time corrected rules ($R+e+t$) significance test prerequisites and results

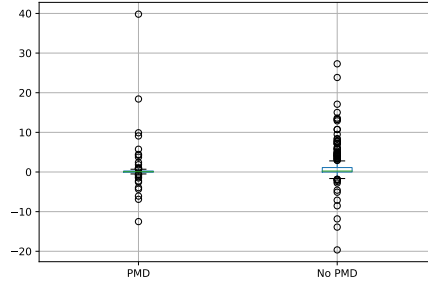
The Tables 10, 11, 12, 13 show a difference in the trends of the ASAT warnings between non PMD usage and PMD usage but it is not statistically significant. Table 14 completes the reporting for the Mann-Whitney-U test, it includes sample sizes and the median of the samples. The sample sizes are changing because we remove incomplete years of ASAT usage, overlapping rules and we also remove insignificant trends as described in Section 4.3.

Test	Sample	Test Statistic	P-value
Shapiro-Wilk	No PMD	0.13609	5.0062e-24
Shapiro-Wilk	PMD	0.64262	2.8805e-20
Levene	Both	0.4575	0.49928
Mann-Whitney-U	Both	1.2067e+04	0.22387

Table 13: Warning density, effective time corrected rules without overlap ($R+e+t+o$) significance test prerequisites and results

Rules	Samples	Size	Median
Sum (S)	No PMD	241	0.13086
	PMD	136	0.02793
$R+t$	No PMD	236	-0.00093
	PMD	136	-0.00050
$R+d+t$	No PMD	236	-0.00003
	PMD	136	-0.00009
$R+e+t$	No PMD	236	-0.00003
	PMD	136	-0.00002
$R+e+t+o$	No PMD	200	-0.00004
	PMD	127	-0.00002

Table 14: Mann-Whitney-U reporting

Fig. 4: Slope of the sum (S) of all ASAT warnings for PMD and non PMD years over all projects.

The reason we found no significant difference could be that the changes resulting from ASAT usage in the buildfile are too small when considering the general number of changes developers apply due to normal code maintenance work. To remove potential influences from overlapping rules of PMD with FindBugs and Checkstyle, we removed them prior to the test in Table 13. This did not change the results significantly. Overall, we can see in the results are not significant, even as we get more detailed, i.e., from just all rules to only the effective rules with removed overlapping rules from other ASATs.

RQ2.4 Summary: The presence of PMD in the build process has no significant effect on the warning removal trends of warning density.

These results are surprising but looking at our data we can see that there is an effect of PMD usage, just not in a general code quality sense by utilizing the warning density. If we look at the raw sum of ASAT warnings which we have seen to increase in almost all projects, we can detect an effect. In Figure 4, we can see that for most projects the slope of the trend of warning density per year is near 0 whereas for the non PMD using years it is higher.

A possible explanation for this data is, that projects which utilize PMD scrutinize most of the new code, which results in a rising trend of ASAT warnings but only slightly due to some left over warnings or ignored false

Test	Sample	Test Statistic	P-value
Shapiro-Wilk	No PMD	0.3517	5.7853e-22
Shapiro-Wilk	PMD	0.5162	2.9655e-25
Levene	Both	0.97435	0.32423
Mann-Whitney-U	Both	1.2919e+04	0.00032041
Effect size	Both	0.17583	-

Table 15: Sum (S) of all ASAT warnings significance test prerequisites and results

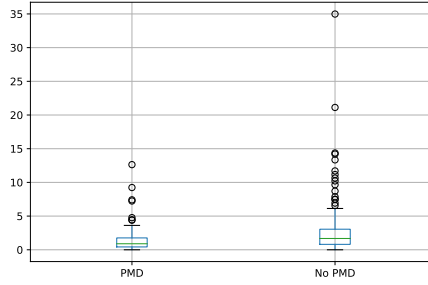


Fig. 5: Defect density for PMD and non PMD years over all projects.

Test	Sample	Test Statistic	P-value
Shapiro-Wilk	No PMD	0.56878	1.9853e-24
Shapiro-Wilk	PMD	0.6299	9.5835e-17
Levene	Both	7.6372	0.0059968
Mann-Whitney-U	Both	1.1054e+04	7.2559e-08
Effect size	Both	0.26943	-

Table 16: Defect densities of PMD and non PMD years significance test

positive warnings. In contrast, projects which do not utilize PMD the trend of the sum of ASAT warnings is rising more steeply.

As shown in Table 15 in case we utilize the sum of all ASAT warnings, the difference is significant, albeit small.

To answer *RQ2.5*, we extract issues for all projects from the ITS created in a certain year and then calculate the defect density as described in Section 4.4.3. We then build two groups again for years of development where PMD was used and compare it to the second group of years of development where PMD was not used. Instead of the slope of the ASAT warning trends, we now compare the defect densities of the two groups. We only include years in which PMD was included in the buildfile for every commit or for none to mitigate problems of partial use. The defect density contains only issues marked as a bug by the developers, so we discard improvements, documentation changes.

Figure 5 shows the defect densities of the two groups, we can see that PMD using years have a slight advantage of less defect density. Table 16 contains the significance test for whether there is a difference between the two groups and

its prerequisites. We can see that years in which PMD is present in the buildfile show a statistically significant difference of defect densities. To complete the reporting of the Mann-Whitney-U test in Table 16, the sample sizes are 132 and 249 for years where PMD was used and years where PMD was not used. The respective median values are 0.89500 and 1.67743. Resulting in a difference in median of 0.78243 between both samples. The 95% confidence interval of the real difference in median is (0.36038, 0.86744).

RQ2.5 Summary: Years in which PMD is present in the build process have a lower defect density (about 0.78 less defects per 1000 LLoC in median). The difference is statistically significant, albeit the effect size is small.

6 Discussion

The sum of ASAT warnings is increasing in most of our projects. As the number of ASAT warnings is correlated with the logical lines of code as shown in Table 2 this is not surprising. The rising size of the projects is in line with the rules of software evolution (Lehman, 1996) which claim that E-Type software¹⁴ continues to increase in size. There is no theory for explaining the continued growth of ASAT warnings but it could be interpreted as an indication that some warnings are ignored by developers because they may be deemed unnecessary or false positives (warnings in code without problems). An increasing number of ASAT warnings is also supported by the raw data provided by Marcilio et al. (2019) in their replication kit. Although Marcilio et al. investigate real usage of Sonarcube by developers and primarily the resolution times of ASAT warnings, they provide the dates where ASAT warnings are opened and closed. After transforming their data to show the sum of open ASAT warnings for given days it shows rising sums of ASAT warnings for almost all of the projects. Furthermore, current research found that only a small fraction of ASAT warnings are fixed by developers (Liu et al., 2018; Marcilio et al., 2019; Kim and Ernst, 2007b).

Table 4 provide us with additional interesting insights. First of all, code quality, if measured by warning density, is increasing. Second, the different types of ASAT warnings evolve differently. The order of the ASAT removal trends provided in Table 4 shows which types of ASAT warnings developers removed most in our candidate projects from 2001-2017. This provides us with a hint of what issues developers deemed most important in that timeframe. As this first part of our study is independent of ASAT usage, we can not quantify the influence of PMD or other ASATs, i.e., Checkstyle or FindBugs. Nevertheless, the results show that a certain importance is assigned to code readability and maintainability by the developers. This result is in line with research by Beller et al. (2016) who found that the majority of actively enabled and

¹⁴ Program that performs real world activity, needs to continuously adapt to new requirements and circumstances.

disabled rules are maintainability-related. Beller et al. studied configuration changes. Our work expands on the work of Beller et al. and confirms that not only were the rules more often changed for maintainability related warnings, they were also globally resolved the most. This finding is also supported by Zampetti et al. (2017) who analyzed CI build logs for ASAT warnings. They found that most builds break because of coding standard violations. However, checking adherence to coding standards via CI quality gates is an industry practice, which is probably a contributing factor. The most frequently fixed warnings found by Marcilio et al. (2019) also contain rules regarding naming conventions and coding style. The only groups of ASAT warnings for which we found more introductions than removals in our trend analysis were import rules. If we measure by warning density delta between the first and last commit of our analysis period, the only increasing rules are finalizer rules. However, as the number of rules here is small and the delta of the change is also small we can not draw any conclusions from this result.

As previously explained we think of code containing less ASAT warnings per line as higher quality code. In this case study we found that the warning density is decreasing, i.e., the overall quality is increasing. This is a positive result for the studied open source projects and may also be a positive result for software development in general.

However, we could not measure a significant difference between the trend of warning density in years of development between PMD usage and no PMD usage. Although, if we do not consider warning density but the raw sum of warnings there is indeed a measurable significant difference. This could be a result of a flattening trend of ASAT warning removal after some time which means the LLoC then becomes the dominating factor of the warning density equation. This can be seen as evidence of industry best practices like utilizing static analysis tools only on new code as reported by Google (Sadowski et al., 2018) and Facebook (Distefano et al., 2019). Further evidence of this best practice is shown in the results of short and long term impact of PMD. We found that shortly after the introduction of PMD only 9 of 25 projects show decreasing warning density whereas 18 of 24 projects show decreasing warning density in the years following PMD introduction. To the best of our knowledge this would be the first publication to empirically find this effect in open source projects.

As a result of its behavior with regards to the project source code over longer time frames, warning density should be handled with care by researchers including effort aware models using ASAT warnings. A more targeted warning density as used by Panichella et al. (2015) on the other hand is less problematic. Panichella et al. used warning density targeted on code reviews not on the whole project, therefore avoiding the problem of increasing LLoC on warning density. Nevertheless, if we want to rank projects by the number of warnings per kLLoC the warning density approach is still viable.

In our ruleset analysis, we found that the number of rule changes does not correlate with the trend of ASAT warnings. Additionally, we found that only a limited number of rule changes in the study subjects are performed. This is

also supported by Beller et al. (2016) who found that most configuration files never change. We are now able to expand on the work of Beller et al. and show that there is no direct correlation between ruleset changes and the observable trend of ASAT warnings.

For practitioners, the most interesting result of this study is that defect density, which we use as a proxy for external software quality, is lower when PMD is included in the buildfile. This is also in line with related research from Plosch et al. (2008) who found a positive correlation between defects and the number of ASAT warnings by PMD. Although in our case we are not talking about correlations but differences in reported defects. The reported difference in defect density may not necessarily be a result of using PMD and removing its reported warnings but could also be an effect of the developers keeping the codebase healthy, which results in the usage of static analysis tools and subsequently to lower defect densities. Nevertheless, this may serve as a further indication that ASAT warnings and static analysis has a positive impact on software quality evolution.

7 Threats to validity

In this section, we discuss the threats to validity we identified for our work. To structure this section we discuss four basic types of validity separately, as suggested by Wohlin et al. (2000).

7.1 Construct validity

Construct validity is concerned with the relation between theory and observation. In our retrospective case study the main source for this threat is due to the observations, i.e., measurements over the course of the change history of our study subjects. Static analysis warning evolution in test code may be different than in production code, to mitigate this source of noise in our measurements we excluded test code for the measurements. Changes in projects with release branches, e.g., commons-math, may be applied to the release branch as well as the master branch. We mitigate this threat of duplicate measurements by only utilizing a single path through the commit graph. Considering *RQ2*, the time corrected rules rely on the release date extracted from the PMD changelog. This would in effect mean that as soon as a new PMD version is released the study subjects would be able to see the new rules. This may not always be a realistic scenario due to delayed updates of, e.g., maven-pmd-plugin. However the data that is available to us does not allow to mitigate this. The extraction of the effective rules was not possible for every commit due to problems with the Maven buildfile, e.g., XML errors or unavailable parent POMs. As there is no way to mitigate this automatically, the rules are assumed to be unchanged for these commits and are changed when the buildfile can be parsed again if there was a change. To mitigate effects of overlapping static analysis tools,

we checked the rules we utilize against the current rulesets of Checkstyle and FindBugs to mark overlapping rules so that we can remove them from the analysis in years and projects where these ASATs are used. The design of our case study and the chosen statistical tests may influence the results. We include an intensive description of the analysis method and how we preprocess our data prior to the description of the statistical tests we use, and the reasons we chose them. The statistical tests we utilize in this work depend on their implementation. To mitigate this threat we only rely on well-known and used Python packages scikit-learn (Pedregosa et al., 2011), scipy (Jones et al., 2001) and NetworkX (Hagberg et al., 2008).

7.2 Internal validity

Internal validity is threatened by external influences that we did not, or are not able to consider when trying to infer cause-effect relationships. An external factor we are not able to consider is the usage of tools that are not bound to the Version Control System (VCS), e.g., IDE plugins and cloud services without configurations in the VCS. This has no impact on questions regarding general trends as in *RQ1* because for this kind of question only the “end result”, the code that is available in the VCS, is important. However, for *RQ2* this may interfere with our ability to infer a causal relationship between PMD usage and defect density or warning density. As the external use of tooling without traces in the VCS is not something that we can include in our available data, we restrict our questions and conclusions to PMD usage via buildfiles and not general usage as in IDE plugins or related tooling. We are not able to mitigate this effect with our available data and, therefore, note this here as a limitation to our internal validity.

7.3 External validity

External validity is concerned with the generalizability of the conclusions we draw in this study. As we cannot include every Java project, we depend on our sampling of the existing Java projects. We restricted ourselves to a convenience sample of Java projects managed by the Apache Software Foundation. Nevertheless, our study subjects consist of a diverse set of projects used in different domains to reduce this threat due to the chosen projects.

Furthermore we observe only one ASAT, namely PMD. This restriction is necessary because we cannot rely on all commits in projects being able to compile (Tufano et al., 2017). Other ASATs, e.g., FindBugs need bytecode files which can be problematic if the project is not being able to compile due to missing dependencies. Although this is a limitation of our study, PMD includes a wide range of rules. They range from coding style rules to very specific rules concerned with BigInteger usage in Java.

7.4 Conclusion validity

Threats to conclusion validity include everything which hinders our ability to draw the correct conclusion about relations between our observed measurements. For the complete first research question, we are just counting our collected data. Thus, there should be no threat to conclusion validity. We partially plotted and manually verified data to validate that our extraction works as expected. In *RQ2.4* we are comparing the differences in ranks of two samples, i.e., non-PMD and PMD warning trends via a hypothesis test. The employed hypothesis test, as all hypothesis tests, cannot directly tell us if our assumption is true. We are employing the test under the assumption that there should be a difference and find only a small one. This does not necessarily mean that the difference is really small. The cause for the difference could also be an effect we do not know about. We tried to mitigate this threat by removing overlapping rules of other ASATs which did not yield significant different results. For *RQ2.5*, we created two groups for PMD and non PMD using development years, we show that defect density is slightly smaller in years where PMD was used. Although this is what the data shows it could also be a secondary effect not visible to us, e.g., the projects using PMD have a smaller defect density overall due to being more stable feature wise. For both comparisons of samples we checked the prerequisites for the used statistical test. To correct for the number of statistical tests we employed Bonferroni correction (Abdi, 2007).

8 Conclusion and future work

In this work we investigated PMD usage in open source projects in the context of software evolution. We extracted detailed software repository data over multiple years containing static analysis warnings reported, and extracted additional source code metrics. In order to determine if our study subjects remove static analysis warnings, we calculated trends of warning density (the number of ASAT warnings per kLLOC) by fitting a linear regression onto cleaned and preprocessed data. To the best of our knowledge, this is the first longitudinal, commit level study of the evolution of ASAT warnings. Our work complements existing work, which investigated ASAT warnings per warning, by providing a broader, global overview of resolution trends and effects.

To answer our first main research question regarding the evolution of ASAT warnings over time we performed a retrospective case study on a convenience sample of 54 open source projects. We first investigated the evolution of ASAT warnings without taking ASAT inclusion in buildfiles into account. We found that the general quality of code with regards to ASAT warnings is improving, i.e., warning density is declining. We also found indications of changing coding conventions in our data as the most decreasing types of ASAT warnings were consisting of naming and brace rules. Moreover, we found that on average every project removes 3.8 ASAT warnings per thousand LLOC per year.

To answer our second main research question regarding the impact of using PMD on the trend of ASAT warnings we leveraged our evolution data to provide answers to the short and long term effects. We found that the short term effects were diverse while the long term effects were positive in the majority of our study subjects. After that, we split the data into years of development where PMD was included in the build process and years where it was not included. This was done multiple times with different sets of rules. We compared both populations and performed a statistical test on both samples. The test yielded a surprisingly small difference, i.e., there is no statistical significant difference of using PMD via the build process with regards to the warning density.

We then performed the comparison not on the warning density but on the overall sum of ASAT warnings per commit which is mostly increasing due to its high correlation with to the size of the projects and possibly false positive warnings. We found that the difference between years where PMD was used and years where it was not used was significant and that the slopes of ASAT warning trends for years where PMD was used were near zero in most cases. This could be an indication that best practices that were reported by Google (Sadowski et al., 2018) and Facebook (Distefano et al., 2019), i.e., only new code is scrutinized during static analysis are also utilized in open source projects.

To measure the impact of PMD on software quality, we measured defect density as a proxy metric for external software quality. We compared defect density of samples of development years where PMD was used and where PMD was not used. We found a statistically significant difference of defect density between years where PMD was used and years where it was not used. This result shows that for years in which PMD was included in the build process the study subjects had a smaller defect density than in years where PMD was not used.

Future work in this topic, aside from increasing the number of projects in our dataset, could encompass inspecting code changes that increase quality as perceived by developers. When we determine changes which the developers perceive as quality increasing, we could measure how many ASAT warnings are removed or introduced in these changes. This would provide a more developer centric viewpoint to complement the defect density view on software quality investigated in this publication.

A subset of data available to us contains manually validated information (Herbold et al., 2019). This information consists of links between commits and bugs and types of bug reports as well as an improved SZZ (Śliwerski et al., 2005) variant to create links between bug fixes and their inducing changes. It would be interesting to measure impact of bug fixing changes on the number of ASAT warnings. This could shed light on how many ASAT warnings may be part of a bug. In our opinion, this would be more within the scope of Find-Bugs, as PMD contains more general rules. As far as we know there is not study that investigated PMD with validated issue types and improved links to inducing changes.

Acknowledgements

This work was partly funded by the German Research Foundation (DFG) through the project DEFECTS, grant 402774445. We also want to thank the GWDG Gttingen¹⁵, as without the usage of their HPC-Cluster the data collection would have taken decades.

References

- Abdi H (2007) Bonferroni and Sidak corrections for multiple comparisons. In: Encyclopedia of Measurement and Statistics, Sage, Thousand Oaks, CA, pp 103–107
- Aversano L, Canfora G, Cerulo L, Del Grosso C, Di Penta M (2007) An empirical study on the evolution of design patterns. In: Proceedings of the the 6th Joint Meeting of the European Software Engineering Conference and the ACM SIGSOFT Symposium on The Foundations of Software Engineering, ACM, New York, NY, USA, ESEC-FSE '07, pp 385–394, DOI 10.1145/1287624.1287680, URL <http://doi.acm.org/10.1145/1287624.1287680>
- Bakota T, Hegeds P, Krtvlyesi P, Ferenc R, Gyimthy T (2011) A probabilistic software quality model. In: 2011 27th IEEE International Conference on Software Maintenance (ICSM), pp 243–252, DOI 10.1109/ICSM.2011.6080791
- Beller M, Bholanath R, McIntosh S, Zaidman A (2016) Analyzing the state of static analysis: A large-scale evaluation in open source software. In: 2016 IEEE 23rd International Conference on Software Analysis, Evolution, and Reengineering (SANER), vol 1, pp 470–481, DOI 10.1109/SANER.2016.105
- Bird C, Rigby PC, Barr ET, Hamilton DJ, German DM, Devanbu P (2009) The promises and perils of mining git. In: 2009 6th IEEE International Working Conference on Mining Software Repositories, pp 1–10, DOI 10.1109/MSR.2009.5069475
- Boehm BW, Brown JR, Lipow M (1976) Quantitative evaluation of software quality. In: Proceedings of the 2Nd International Conference on Software Engineering, IEEE Computer Society Press, Los Alamitos, CA, USA, ICSE '76, pp 592–605, URL <http://dl.acm.org/citation.cfm?id=800253.807736>
- Campbell MJ, Gardner MJ (1988) Statistics in medicine: Calculating confidence intervals for some non-parametric analyses. *BMJ* 296(6634):1454–1456, DOI 10.1136/bmj.296.6634.1454, URL <https://www.bmj.com/content/296/6634/1454>, [https://www.bmj.com/content/296/6634/1454, https://www.bmj.com/content/296/6634/1454.full.pdf](https://www.bmj.com/content/296/6634/1454.full.pdf)
- Christakis M, Bird C (2016) What developers want and need from program analysis: An empirical study. In: Proceedings of the 31st IEEE/ACM International Conference on Automated Software Engineering, ACM, New York, NY, USA, ASE 2016, pp 332–343, DOI 10.1145/2970276.2970347, URL <http://doi.acm.org/10.1145/2970276.2970347>

¹⁵ <https://www.gwdg.de>

- Cohen J (1988) Statistical power analysis for the behavioral sciences. L. Erlbaum Associates
- Devanbu P, Zimmermann T, Bird C (2016) Belief evidence in empirical software engineering. In: 2016 IEEE/ACM 38th International Conference on Software Engineering (ICSE), pp 108–119, DOI 10.1145/2884781.2884812
- Digkas G, Lungu M, Avgeriou P, Chatzigeorgiou A, Ampatzoglou A (2018) How do developers fix issues and pay back technical debt in the apache ecosystem? In: 2018 IEEE 25th International Conference on Software Analysis, Evolution and Reengineering (SANER), pp 153–163, DOI 10.1109/SANER.2018.8330205
- Dijkstra EW (1959) A note on two problems in connexion with graphs. *Numerische Mathematik* 1(1):269–271, DOI 10.1007/BF01386390, URL <https://doi.org/10.1007/BF01386390>
- Distefano D, Fährndrich M, Logozzo F, O’Hearn PW (2019) Scaling static analyses at facebook. *Commun ACM* 62(8):62–70, DOI 10.1145/3338112, URL <http://doi.acm.org/10.1145/3338112>
- Fenton N, Bieman J (2014) *Software Metrics: A Rigorous and Practical Approach*, Third Edition, 3rd edn. CRC Press, Inc., Boca Raton, FL, USA
- Fowler M (1999) *Refactoring: Improving the Design of Existing Code*. Addison-Wesley Longman Publishing Co., Inc., Boston, MA, USA
- Habib A, Pradel M (2018) How many of all bugs do we find? a study of static bug detectors. In: *Proceedings of the 33rd ACM/IEEE International Conference on Automated Software Engineering*, ACM, New York, NY, USA, ASE 2018, pp 317–328, DOI 10.1145/3238147.3238213, URL <http://doi.acm.org/10.1145/3238147.3238213>
- Hagberg AA, Schult DA, Swart PJ (2008) Exploring network structure, dynamics, and function using NetworkX. In: *Proceedings of the 7th Python in Science Conference (SciPy2008)*, Pasadena, CA USA, pp 11–15
- Heckman S, Williams L (2009) A model building process for identifying actionable static analysis alerts. In: *2009 International Conference on Software Testing Verification and Validation*, pp 161–170, DOI 10.1109/ICST.2009.45
- Heckman S, Williams L (2011) A systematic literature review of actionable alert identification techniques for automated static code analysis. *Inf Softw Technol* 53(4):363–387, DOI 10.1016/j.infsof.2010.12.007, URL <http://dx.doi.org/10.1016/j.infsof.2010.12.007>
- Herbold S, Trautsch A, Trautsch F (2019) Issues with szz: An empirical assessment of the state of practice of defect prediction data collection, URL <http://arxiv.org/abs/1911.08938>, article is currently in submission to *IEEE Transactions on Software Engineering*
- Johnson B, Song Y, Murphy-Hill E, Bowdidge R (2013) Why don’t software developers use static analysis tools to find bugs? In: *Proceedings of the 2013 International Conference on Software Engineering*, IEEE Press, Piscataway, NJ, USA, ICSE ’13, pp 672–681, URL <http://dl.acm.org/citation.cfm?id=2486788.2486877>
- Jones E, Oliphant T, Peterson P, et al. (2001) *SciPy: Open source scientific tools for Python*. URL <http://www.scipy.org/>, [Online; accessed

- 17.09.2018]
- Kendall M (1955) Rank Correlation Methods. Charles Griffin & Co. Ltd
- Kim S, Ernst MD (2007a) Prioritizing warning categories by analyzing software history. In: Proceedings of the Fourth International Workshop on Mining Software Repositories, IEEE Computer Society, Washington, DC, USA, MSR '07, pp 27–, DOI 10.1109/MSR.2007.26, URL <https://doi.org/10.1109/MSR.2007.26>
- Kim S, Ernst MD (2007b) Which warnings should i fix first? In: Proceedings of the the 6th Joint Meeting of the European Software Engineering Conference and the ACM SIGSOFT Symposium on The Foundations of Software Engineering, ACM, New York, NY, USA, ESEC-FSE '07, pp 45–54, DOI 10.1145/1287624.1287633
- Kitchenham B, Pfleeger SL (1996) Software quality: the elusive target [special issues section]. IEEE Software 13(1):12–21, DOI 10.1109/52.476281
- Kitchenham BA, Dyba T, Jorgensen M (2004) Evidence-based software engineering. In: Proceedings of the 26th International Conference on Software Engineering, IEEE Computer Society, Washington, DC, USA, ICSE '04, pp 273–281, URL <http://dl.acm.org/citation.cfm?id=998675.999432>
- Kreyszig E (2000) Advanced Engineering Mathematics: Maple Computer Guide, 8th edn. John Wiley & Sons, Inc., New York, NY, USA
- Kruchten P, Nord RL, Ozkaya I (2012) Technical debt: From metaphor to theory and practice. IEEE Software 29(6):18–21, DOI 10.1109/MS.2012.167
- Lehman MM (1996) Laws of software evolution revisited. In: Proceedings of the 5th European Workshop on Software Process Technology, Springer-Verlag, Berlin, Heidelberg, EWSPT '96, pp 108–124, URL <http://dl.acm.org/citation.cfm?id=646195.681473>
- Levene H (1960) Robust tests for equality of variances. In: Contributions to probability and statistics, Stanford Univ. Press, Stanford, Calif., pp 278–292
- Liu K, Kim D, Bissyande TF, Yoo S, Le Traon Y (2018) Mining fix patterns for findbugs violations. IEEE Transactions on Software Engineering pp 1–1, DOI 10.1109/TSE.2018.2884955
- Malloy BA, Power JF (2019) An empirical analysis of the transition from python 2 to python 3. Empirical Software Engineering 24(2):751–778, DOI 10.1007/s10664-018-9637-2, URL <https://doi.org/10.1007/s10664-018-9637-2>
- Mann HB, Whitney DR (1947) On a test of whether one of two random variables is stochastically larger than the other. Annals of Mathematical Statistics 18(1):50–60
- Marcilio D, Bonifácio R, Monteiro E, Canedo E, Luz W, Pinto G (2019) Are static analysis violations really fixed?: A closer look at realistic usage of sonarqube. In: Proceedings of the 27th International Conference on Program Comprehension, IEEE Press, Piscataway, NJ, USA, ICPC '19, pp 209–219, DOI 10.1109/ICPC.2019.00040, URL <https://doi.org/10.1109/ICPC.2019.00040>
- McCall JA, Richards PK, Walters GF (1977) Factors in software quality: concept and definitions of software quality. Rome Air Development Center, Air

- Force Systems Command, Griffiss Air Force Base, New York 1(3)
- Panichella S, Arnaoudova V, Di Penta M, Antoniol G (2015) Would static analysis tools help developers with code reviews? In: 2015 IEEE 22nd International Conference on Software Analysis, Evolution, and Reengineering (SANER), pp 161–170, DOI 10.1109/SANER.2015.7081826
- Pedregosa F, Varoquaux G, Gramfort A, Michel V, Thirion B, Grisel O, Blondel M, Prettenhofer P, Weiss R, Dubourg V, Vanderplas J, Passos A, Cournapeau D, Brucher M, Perrot M, Duchesnay E (2011) Scikit-learn: Machine learning in Python. *Journal of Machine Learning Research* 12:2825–2830
- Plosch R, Gruber H, Hentschel A, Pomberger G, Schiffer S (2008) On the relation between external software quality and static code analysis. In: 2008 32nd Annual IEEE Software Engineering Workshop, pp 169–174, DOI 10.1109/SEW.2008.17
- Rahman F, Khatri S, Barr ET, Devanbu P (2014) Comparing static bug finders and statistical prediction. In: Proceedings of the 36th International Conference on Software Engineering, ACM, New York, NY, USA, ICSE 2014, pp 424–434, DOI 10.1145/2568225.2568269, URL <http://doi.acm.org/10.1145/2568225.2568269>
- Sadowski C, Aftandilian E, Eagle A, Miller-Cushon L, Jaspan C (2018) Lessons from building static analysis tools at google. *Commun ACM* 61(4):58–66, DOI 10.1145/3188720
- Śliwerski J, Zimmermann T, Zeller A (2005) When do changes induce fixes? *SIGSOFT Softw Eng Notes* 30(4):1–5, DOI 10.1145/1082983.1083147
- Spearman C (1904) The proof and measurement of association between two things. *American Journal of Psychology* 15:88–103
- Thung F, Lucia, Lo D, Jiang L, Rahman F, Devanbu PT (2012) To what extent could we detect field defects? an empirical study of false negatives in static bug finding tools. In: 2012 Proceedings of the 27th IEEE/ACM International Conference on Automated Software Engineering, pp 50–59, DOI 10.1145/2351676.2351685
- Trautsch F, Herbold S, Makedonski P, Grabowski J (2017) Addressing problems with replicability and validity of repository mining studies through a smart data platform. *Empirical Software Engineering* DOI 10.1007/s10664-017-9537-x
- Tufano M, Palomba F, Bavota G, Penta MD, Oliveto R, Lucia AD, Poshyvanyk D (2017) There and back again: Can you compile that snapshot? *Journal of Software: Evolution and Process* 29(4), URL <http://dblp.uni-trier.de/db/journals/smr/smr29.html#TufanoPBPOLP17>
- Vassallo C, Panichella S, Palomba F, Proksch S, Gall HC, Zaidman A (2019) How developers engage with static analysis tools in different contexts. *Empirical Software Engineering* DOI 10.1007/s10664-019-09750-5, URL <https://doi.org/10.1007/s10664-019-09750-5>
- Vetro A, Morisio M, Torchiano M (2011) An empirical validation of find-bugs issues related to defects. In: 15th Annual Conference on Evaluation Assessment in Software Engineering (EASE 2011), pp 144–153, DOI 10.1049/ic.2011.0018

- Wagner S, Lochmann K, Heinemann L, Kläs M, Trendowicz A, Plösch R, Seidl A, Goeb A, Streit J (2012) The quamoco product quality modelling and assessment approach. In: Proceedings of the 34th International Conference on Software Engineering, IEEE Press, Piscataway, NJ, USA, ICSE '12, pp 1133–1142, URL <http://dl.acm.org/citation.cfm?id=2337223.2337372>
- Wilk MB, Shapiro SS (1965) An analysis of variance test for normality (complete samples). *Biometrika* 52(3-4):591–611, DOI 10.1093/biomet/52.3-4.591
- Wohlin C, Runeson P, Höst M, Ohlsson MC, Regnell B, Wesslén A (2000) Experimentation in Software Engineering: An Introduction. Kluwer Academic Publishers, Norwell, MA, USA
- Zampetti F, Scalabrino S, Oliveto R, Canfora G, Penta MD (2017) How open source projects use static code analysis tools in continuous integration pipelines. In: 2017 IEEE/ACM 14th International Conference on Mining Software Repositories (MSR), pp 334–344, DOI 10.1109/MSR.2017.2
- Zheng J, Williams L, Nagappan N, Snipes W, Hudepohl JP, Vouk MA (2006) On the value of static analysis for fault detection in software. *IEEE Transactions on Software Engineering* 32(4):240–253, DOI 10.1109/TSE.2006.38
- Zimmermann T, Premraj R, Zeller A (2007) Predicting defects for eclipse. In: Proceedings of the Third International Workshop on Predictor Models in Software Engineering, IEEE Computer Society, Washington, DC, USA, PROMISE '07, pp 9–, DOI 10.1109/PROMISE.2007.10, URL <http://dx.doi.org/10.1109/PROMISE.2007.10>

Appendix A PMD rules with groups and severities

Group	Severity	Rule
Basic Rules	Major	Avoid Branching Statement As Last In Loop
Basic Rules	Critical	Avoid Decimal Literals In Big Decimal Constructor
Basic Rules	Major	Avoid Multiple Unary Operators
Basic Rules	Critical	Avoid Thread Group
Basic Rules	Major	Avoid Using Hard Coded IP
Basic Rules	Critical	Avoid Using Octal Values
Basic Rules	Minor	Big Integer Instantiation
Basic Rules	Minor	Boolean Instantiation
Basic Rules	Critical	Broken Null Check
Basic Rules	Critical	Check Result Set
Basic Rules	Critical	Check Skip Result
Basic Rules	Critical	Class Cast Exception With To Array
Basic Rules	Minor	Collapsible If Statements
Basic Rules	Critical	Dont Call Thread Run
Basic Rules	Critical	Dont Use Float Type For Loop Indices
Basic Rules	Critical	Double Checked Locking
Basic Rules	Critical	Empty Catch Block
Basic Rules	Minor	Empty Finally Block
Basic Rules	Major	Empty If Stmt
Basic Rules	Minor	Empty Statement Block
Basic Rules	Minor	Empty Statement Not In Loop
Basic Rules	Minor	Empty Static Initializer
Basic Rules	Major	Empty Switch Statements
Basic Rules	Major	Empty Synchronized Block
Basic Rules	Major	Empty Try Block
Basic Rules	Critical	Empty While Stmt
Basic Rules	Minor	Extends Object
Basic Rules	Minor	For Loop Should Be While Loop
Basic Rules	Critical	Jumbled Incrementer
Basic Rules	Critical	Misplaced Null Check
Basic Rules	Critical	Override Both Equals And Hashcode
Basic Rules	Critical	Return From Finally Block

Basic Rules	Major	Unconditional If Statement
Basic Rules	Minor	Unnecessary Conversion Temporary
Basic Rules	Critical	Unused Null Check In Equals
Basic Rules	Critical	Useless Operation On Immutable
Basic Rules	Minor	Useless Overriding Method
Brace Rules	Minor	For Loops Must Use Braces
Brace Rules	Minor	If Else Stmts Must Use Braces
Brace Rules	Minor	If Stmts Must Use Braces
Brace Rules	Minor	While Loops Must Use Braces
Clone Implementation Rules	Major	Clone Throws Clone Not Supported Exception
Clone Implementation Rules	Critical	Proper Clone Implementation
Controversial Rules	Minor	Assignment In Operand
Controversial Rules	Major	Avoid Accessibility Alteration
Controversial Rules	Minor	Avoid Prefixing Method Parameters
Controversial Rules	Major	Avoid Using Native Code
Controversial Rules	Minor	Default Package
Controversial Rules	Major	Do Not Call Garbage Collection Explicitly
Controversial Rules	Major	Dont Import Sun
Controversial Rules	Minor	One Declaration Per Line
Controversial Rules	Major	Suspicious Octal Escape
Controversial Rules	Minor	Unnecessary Constructor
Design Rules	Minor	Abstract Class Without Abstract Method
Design Rules	Minor	Abstract Class Without Any Method
Design Rules	Critical	Assignment To Non Final Static
Design Rules	Minor	Avoid Constants Interface
Design Rules	Major	Avoid Instanceof Checks In Catch Clause
Design Rules	Minor	Avoid Protected Field In Final Class
Design Rules	Minor	Avoid Protected Method In Final Class Not Extending
Design Rules	Minor	Avoid Reassigning Parameters
Design Rules	Minor	Avoid Synchronized At Method Level
Design Rules	Critical	Bad Comparison
Design Rules	Minor	Class With Only Private Constructors Should Be Final
Design Rules	Critical	Close Resource
Design Rules	Critical	Constructor Calls Overridable Method
Design Rules	Minor	Default Label Not Last In Switch Stmt
Design Rules	Major	Empty Method In Abstract Class Should Be Abstract
Design Rules	Critical	Equals Null
Design Rules	Minor	Field Declarations Should Be At Start Of Class
Design Rules	Minor	Final Field Could Be Static
Design Rules	Major	Idempotent Operations
Design Rules	Minor	Immutable Field
Design Rules	Major	Instantiation To Get Class
Design Rules	Minor	Logic Inversion
Design Rules	Critical	Missing Break In Switch
Design Rules	Minor	Missing Static Method In Non Instantiatable Class
Design Rules	Critical	Non Case Label In Switch Statement
Design Rules	Critical	Non Static_INITIALIZER
Design Rules	Critical	Non Thread Safe Singleton
Design Rules	Major	Optimizable To Array Call
Design Rules	Critical	Position Literals First In Case Insensitive Comparisons
Design Rules	Critical	Position Literals First In Comparisons
Design Rules	Major	Preserve Stack Trace
Design Rules	Major	Return Empty Array Rather Than Null
Design Rules	Minor	Simple Date Format Needs Locale
Design Rules	Minor	Simplify Boolean Expressions
Design Rules	Minor	Simplify Boolean Returns
Design Rules	Minor	Simplify Conditional
Design Rules	Major	Singular Field
Design Rules	Major	Switch Stmts Should Have Default
Design Rules	Minor	Too Few Branches For A Switch Statement
Design Rules	Minor	Uncommented Empty Constructor
Design Rules	Minor	Uncommented Empty Method
Design Rules	Minor	Unnecessary Local Before Return
Design Rules	Critical	Unsynchronized Static Date Formatter
Design Rules	Major	Use Collection Is Empty
Design Rules	Critical	Use Locale With Case Conversions
Design Rules	Critical	Use Notify All Instead Of Notify
Design Rules	Minor	Use Varargs
Finalizer Rules	Major	Avoid Calling Finalize
Finalizer Rules	Minor	Empty Finalizer
Finalizer Rules	Critical	Finalize Does Not Call Super Finalize
Finalizer Rules	Minor	Finalize Only Calls Super Finalize
Finalizer Rules	Critical	Finalize Overloaded
Finalizer Rules	Critical	Finalize Should Be Protected
Import Statement Rules	Minor	Dont Import Java Lang
Import Statement Rules	Minor	Duplicate Imports
Import Statement Rules	Minor	Import From Same Package
Import Statement Rules	Major	Too Many Static Imports
Import Statement Rules	Minor	Unnecessary Fully Qualified Name
J2EE Rules	Critical	Do Not Call System Exit
J2EE Rules	Major	Local Home Naming Convention
J2EE Rules	Major	Local Interface Session Naming Convention
J2EE Rules	Major	MDBAnd Session Bean Naming Convention
J2EE Rules	Major	Remote Interface Naming Convention
J2EE Rules	Major	Remote Session Interface Naming Convention
J2EE Rules	Critical	Static EJBField Should Be Final
JUnit Rules	Minor	JUnit Assertions Should Include Message
JUnit Rules	Critical	JUnit Spelling
JUnit Rules	Critical	JUnit Static Suite
JUnit Rules	Minor	JUnit Test Contains Too Many Asserts
JUnit Rules	Major	JUnit Tests Should Include Assert

JUnit Rules	Minor	Simplify Boolean Assertion
JUnit Rules	Minor	Test Class Without Test Cases
JUnit Rules	Minor	Unnecessary Boolean Assertion
JUnit Rules	Major	Use Assert Equals Instead Of Assert True
JUnit Rules	Minor	Use Assert Null Instead Of Assert True
JUnit Rules	Minor	Use Assert Same Instead Of Assert True
JUnit Rules	Minor	Use Assert True Instead Of Assert Equals
Jakarta Commons Logging Rules	Major	Guard Debug Logging
Jakarta Commons Logging Rules	Minor	Guard Log Statement
Jakarta Commons Logging Rules	Minor	Proper Logger
Jakarta Commons Logging Rules	Major	Use Correct Exception Logging
Java Logging Rules	Major	Avoid Print Stack Trace
Java Logging Rules	Minor	Guard Log Statement Java Util
Java Logging Rules	Minor	Logger Is Not Static Final
Java Logging Rules	Major	More Than One Logger
Java Logging Rules	Major	System Println
JavaBean Rules	Major	Missing Serial Version UID
Naming Rules	Minor	Avoid Dollar Signs
Naming Rules	Minor	Avoid Field Name Matching Method Name
Naming Rules	Minor	Avoid Field Name Matching Type Name
Naming Rules	Minor	Boolean Get Method Name
Naming Rules	Minor	Class Naming Conventions
Naming Rules	Minor	Generics Naming
Naming Rules	Minor	Method Naming Conventions
Naming Rules	Minor	Method With Same Name As Enclosing Class
Naming Rules	Minor	No Package
Naming Rules	Minor	Package Case
Naming Rules	Minor	Short Class Name
Naming Rules	Minor	Short Method Name
Naming Rules	Minor	Suspicious Constant Field Name
Naming Rules	Minor	Suspicious Equals Method Name
Naming Rules	Critical	Suspicious Hashcode Method Name
Naming Rules	Critical	Variable Naming Conventions
Optimization Rules	Minor	Add Empty String
Optimization Rules	Major	Avoid Array Loops
Optimization Rules	Minor	Redundant Field Initializer
Optimization Rules	Major	Unnecessary Wrapper Object Creation
Optimization Rules	Minor	Use ArrayList Instead Of Vector
Optimization Rules	Major	Use Arrays As List
Optimization Rules	Major	Use String Buffer For String Appends
Security Code Guideline Rules	Major	Array Is Stored Directly
Security Code Guideline Rules	Major	Method Returns Internal Array
Strict Exception Rules	Major	Avoid Catching Generic Exception
Strict Exception Rules	Critical	Avoid Catching NPE
Strict Exception Rules	Major	Avoid Catching Throwable
Strict Exception Rules	Major	Avoid Losing Exception Information
Strict Exception Rules	Minor	Avoid Rethrowing Exception
Strict Exception Rules	Minor	Avoid Throwing New Instance Of Same Exception
Strict Exception Rules	Critical	Avoid Throwing Null Pointer Exception
Strict Exception Rules	Major	Avoid Throwing Raw Exception Types
Strict Exception Rules	Critical	Do Not Extend Java Lang Error
Strict Exception Rules	Critical	Do Not Throw Exception In Finally
Strict Exception Rules	Major	Exception As Flow Control
String and StringBuffer Rules	Major	Avoid Duplicate Literals
String and StringBuffer Rules	Minor	Avoid String Buffer Field
String and StringBuffer Rules	Minor	Consecutive Appends Should Reuse
String and StringBuffer Rules	Minor	Consecutive Literal Appends
String and StringBuffer Rules	Minor	Inefficient String Buffering
String and StringBuffer Rules	Critical	String Buffer Instantiation With Char
String and StringBuffer Rules	Minor	String Instantiation
String and StringBuffer Rules	Minor	String To String
String and StringBuffer Rules	Minor	Unnecessary Case Change
String and StringBuffer Rules	Critical	Use Equals To Compare Strings
Type Resolution Rules	Major	Clone Method Must Implement Cloneable
Type Resolution Rules	Major	Loose Coupling
Type Resolution Rules	Major	Signature Declare Throws Exception
Type Resolution Rules	Minor	Unused Imports
Unnecessary and Unused Code Rules	Major	Unused Local Variable
Unnecessary and Unused Code Rules	Major	Unused Private Field
Unnecessary and Unused Code Rules	Major	Unused Private Method

Appendix B PMD rules with overlapping ASATs

Rule	Overlapping
Avoid Branching Statement As Last In Loop	FindBugs
Avoid Decimal Literals In Big Decimal Constructor	(DMI.BIGDECIMAL.CONSTRUCTED_FROM.DOUBLE)
Avoid Multiple Unary Operators	
Avoid Thread Group	
Avoid Using Hard Coded IP	
Avoid Using Octal Values	
Big Integer Instantiation	

Boolean Instantiation	Checkstyle (ExplicitInitialization) FindBugs (DM.BOOLEAN.CTOR)
Broken Null Check	
Check Result Set	
Check Skip Result	
Class Cast Exception With To Array	
Collapsible If Statements	
Dont Call Thread Run	FindBugs (RU.INVOKE.RUN)
Dont Use Float Type For Loop Indices	
Double Checked Locking	
Empty Catch Block	Checkstyle (EmptyCatchBlock)
Empty Finally Block	
Empty If Stmt	
Empty Statement Block	
Empty Statement Not In Loop	
Empty Static Initializer	
Empty Switch Statements	
Empty Synchronized Block	
Empty Try Block	
Empty While Stmt	
Extends Object	
For Loop Should Be While Loop	
Jumbled Incrementer	
Misplaced Null Check	
Override Both Equals And Hashcode	Checkstyle (EqualsHashCode) FindBugs (HE.EQUALS.NO.HASHCODE, HE.HASHCODE.NO.EQUALS)
Return From Finally Block	
Unconditional If Statement	
Unnecessary Conversion Temporary	
Unused Null Check In Equals	
Useless Operation On Immutable	
Useless Overriding Method	
For Loops Must Use Braces	Checkstyle (NeedBraces)
If Else Stmts Must Use Braces	Checkstyle (NeedBraces)
If Stmts Must Use Braces	Checkstyle (NeedBraces)
While Loops Must Use Braces	Checkstyle (NeedBraces)
Clone Throws Clone Not Supported Exception	
Proper Clone Implementation	Checkstyle (SuperClone) FindBugs (CN.IDIOM.SUPER.CALL)
Assignment In Operand	Checkstyle (InnerAssignment)
Avoid Accessibility Alteration	
Avoid Prefixing Method Parameters	
Avoid Using Native Code	
Default Package	
Do Not Call Garbage Collection Explicitly	
Dont Import Sun	Checkstyle (IllegalImport)
One Declaration Per Line	
Suspicious Octal Escape	
Unnecessary Constructor	
Abstract Class Without Abstract Method	
Abstract Class Without Any Method	
Assignment To Non Final Static	
Avoid Constants Interface	Checkstyle (InterfaceIsType)
Avoid Instanceof Checks In Catch Clause	
Avoid Protected Field In Final Class	
Avoid Protected Method In Final Class Not Extending	FindBugs (DLS.DEAD.LOCAL.STORE, DLS.DEAD.LOCAL.STORE.OF.NULL)
Avoid Reassigning Parameters	Checkstyle (ParameterAssignment)
Avoid Synchronized At Method Level	
Bad Comparison	
Class With Only Private Constructors Should Be Final	Checkstyle (FinalClass)
Close Resource	FindBugs (ODR.OPEN.DATABASE.RESOURCE, ODR.OPEN.DATABASE.RESOURCE.EXCEPTION.PATH, OS.OPEN.STREAM, OS.OPEN.STREAM.EXCEPTION.PATH, OBL.UNSATISFIED.OBLIGATION, OBL.UNSATISFIED.OBLIGATION.EXCEPTION.EDGE)
Constructor Calls Overridable Method	
Default Label Not Last In Switch Stmt	Checkstyle (DefaultComesLast)
Empty Method In Abstract Class Should Be Abstract	
Equals Null	FindBugs (EC.NULL.ARG)
Field Declarations Should Be At Start Of Class	
Final Field Could Be Static	
Idempotent Operations	
Immutable Field	
Instantiation To Get Class	
Logic Inversion	
Missing Break In Switch	
Missing Static Method In Non Instantiatable Class	FindBugs (SF.SWITCH.FALLTHROUGH)
Non Case Label In Switch Statement	
Non Static Initializer	
Non Thread Safe Singleton	
Optimizable To Array Call	
Position Literals First In Case Insensitive Comparisons	
Position Literals First In Comparisons	Checkstyle (EqualsAvoidNull)
Preserve Stack Trace	

Return Empty Array Rather Than Null	FindBugs (PZLA.PREFER_ZERO_LENGTH_ARRAYS)
Simple Date Format Needs Locale	
Simplify Boolean Expressions	Checkstyle (SimplifyBooleanExpression)
Simplify Boolean Returns	Checkstyle (SimplifyBooleanReturn)
Simplify Conditional	
Singular Field	
Switch Stmt Should Have Default	Checkstyle (MissingSwitchDefault) FindBugs (SF_SWITCH_NO_DEFAULT)
Too Few Branches For A Switch Statement	
Uncommented Empty Constructor	
Uncommented Empty Method	
Unnecessary Local Before Return	
Unsynchronized Static Date Formatter	FindBugs (STCAL_STATIC_SIMPLE_DATE_FORMAT_INSTANCE, STCAL_STATIC_SIMPLE_DATE_FORMAT_INSTANCE)
Use Collection Is Empty	
Use Locale With Case Conversions	
Use Notify All Instead Of Notify	FindBugs (NO_NOTIFY_NOT_NOTIFYALL)
Use Varargs	
Avoid Calling Finalize	FindBugs (FLEXPLICIT_INVOCATION)
Empty Finalizer	FindBugs (FLEEMPTY)
Finalize Does Not Call Super Finalize	Checkstyle (SuperFinalize) FindBugs (FI.MISSING_SUPER_CALL)
Finalize Only Calls Super Finalize	
Finalize Overloaded	FindBugs (FI.PUBLIC_SHOULD_BE_PROTECTED)
Finalize Should Be Protected	Checkstyle (RedundantImport)
Dont Import Java Lang	Checkstyle (RedundantImport)
Duplicate Imports	Checkstyle (RedundantImport)
Import From Same Package	Checkstyle (RedundantImport)
Too Many Static Imports	
Unnecessary Fully Qualified Name	
Do Not Call System Exit	
Local Home Naming Convention	
Local Interface Session Naming Convention	
MDBAnd Session Bean Naming Convention	
Remote Interface Naming Convention	
Remote Session Interface Naming Convention	
Static EJBField Should Be Final	
JUnit Assertions Should Include Message	
JUnit Spelling	FindBugs (IJU.BAD_SUITE_METHOD, IJU_SUITE_NOT_STATIC)
JUnit Static Suite	
JUnit Test Contains Too Many Asserts	
JUnit Tests Should Include Assert	
Simplify Boolean Assertion	
Test Class Without Test Cases	FindBugs (IJU.NO_TESTS)
Unnecessary Boolean Assertion	
Use Assert Equals Instead Of Assert True	
Use Assert Null Instead Of Assert True	
Use Assert Same Instead Of Assert True	
Use Assert True Instead Of Assert Equals	
Guard Debug Logging	
Guard Log Statement	
Proper Logger	
Use Correct Exception Logging	
Avoid Print Stack Trace	
Guard Log Statement Java Util	
Logger Is Not Static Final	
More Than One Logger	
System Println	
Missing Serial Version UID	FindBugs (SE.NO_SERIALVERSIONID)
Avoid Dollar Signs	
Avoid Field Name Matching Method Name	
Avoid Field Name Matching Type Name	
Boolean Get Method Name	
Class Naming Conventions	Checkstyle (TypeName) FindBugs (NM.CLASS_NAMING_CONVENTION)
Generics Naming	Checkstyle (ClassTypeParameterName, InterfaceTypeParameterName, MethodTypeParameterName)
Method Naming Conventions	Checkstyle (MethodName) FindBugs (NM.METHOD_NAMING_CONVENTION)
Method With Same Name As Enclosing Class	Checkstyle (MethodName) FindBugs (NM.METHOD_CONSTRUCTOR_CONFUSION)
No Package	Checkstyle (PackageDeclaration)
Package Case	
Short Class Name	
Short Method Name	
Suspicious Constant Field Name	
Suspicious Equals Method Name	FindBugs (NM.BAD_EQUAL)
Suspicious Hashcode Method Name	FindBugs (NM.LCASE_HASHCODE)
Variable Naming Conventions	Checkstyle (StaticVariableName, ParameterName, ParameterName, ParameterName, ConstantName) FindBugs (NM.FIELD_NAMING_CONVENTION)
Add Empty String	
Avoid Array Loops	
Redundant Field Initializer	
Unnecessary Wrapper Object Creation	

Use Array List Instead Of Vector	
Use Arrays As List	
Use String Buffer For String Appends	
Array Is Stored Directly	
Method Returns Internal Array	
Avoid Catching Generic Exception	Checkstyle (IllegalCatch) FindBugs (REC_CATCH_EXCEPTION)
Avoid Catching NPE	
Avoid Catching Throwable	Checkstyle (IllegalCatch)
Avoid Losing Exception Information	
Avoid Rethrowing Exception	
Avoid Throwing New Instance Of Same Exception	
Avoid Throwing Null Pointer Exception	
Avoid Throwing Raw Exception Types	Checkstyle (IllegalThrows)
Do Not Extend Java Lang Error	
Do Not Throw Exception In Finally	
Exception As Flow Control	
Avoid Duplicate Literals	FindBugs (HSC_HUGE_SHARED_STRING_CONSTANT)
Avoid String Buffer Field	
Consecutive Appends Should Reuse	
Consecutive Literal Appends	
Inefficient String Buffering	
String Buffer Instantiation With Char	
String Instantiation	
String To String	
Unnecessary Case Change	
Use Equals To Compare Strings	Checkstyle (StringLiteralEquality) FindBugs (ES_COMPARING_PARAMETER_STRING_WITH_EQ, ES_COMPARING_PARAMETER_STRING_WITH_EQ)
Clone Method Must Implement Cloneable	FindBugs (CN_IMPLEMENTES_CLONE_BUT_NOT_CLONEABLE)
Loose Coupling	Checkstyle (IllegalType)
Signature Declare Throws Exception	
Unused Imports	Checkstyle (UnusedImports)
Unused Local Variable	Checkstyle (FinalLocalVariable) FindBugs (DLS_DEAD_LOCAL_STORE, DLS_DEAD_LOCAL_STORE_OF_NULL)
Unused Private Field	FindBugs (UWF_UNWRITTEN_PUBLIC_OR_PROTECTED_FIELD, UWF_UNWRITTEN_PUBLIC_OR_PROTECTED_FIELD, UWF_UNWRITTEN_PUBLIC_OR_PROTECTED_FIELD, UUF_UNUSED_FIELD, URF_UNREAD_FIELD, UWF_UNWRITTEN_FIELD)
Unused Private Method	FindBugs (UPM_UNCALLED_PRIVATE_METHOD)