

# Optimizing synchronization in multiplex networks of phase oscillators

PROSENJIT KUNDU,<sup>1</sup> PITAMBAR KHANRA,<sup>1</sup> CHITTARANJAN HENS,<sup>2</sup> and PINAKI PAL<sup>1</sup>

<sup>1</sup> *Department of Mathematics, National Institute of Technology, Durgapur 713209, India*

<sup>2</sup> *Physics and Applied Mathematics Unit, Indian Statistical Institute, Kolkata 700108, India*

PACS 05.45.Xt – Synchronization; coupled oscillators  
PACS 89.75.-k – Complex systems

**Abstract** – We present an analytical scheme to achieve optimal synchronization in multiplex networks of frustrated and non-frustrated phase oscillators. We derive a multiplex synchrony alignment function (MSAF) for that purpose, the expression of which consists of structural as well as dynamical information of the layers of the multiplex network. Analyzing the MSAF, a set of frequencies (optimal frequencies) is determined to achieve optimal synchronization in the network. Further, using the scheme, we show that perfect synchronization can be achieved in a layer of the multiplex network for given coupling strength and phase frustration parameters. The analytical scheme presented here has been tested for heterogeneous multiplex networks of frustrated and non-frustrated Kuramoto dynamics.

arXiv:1912.01190v1 [nlin.AO] 3 Dec 2019

Diverse collective phenomena can emerge in complex systems consisting of interacting dynamical units on complex network topology. One such emergent collective phenomenon is synchronization [1, 2], observed and tested in different real world systems including group of fireflies, power grid networks, brain, cellular and chemical oscillators [1–6]. On the other hand, significant advancement has been made in characterizing the statistical scaling of diverse complex network topologies and its profound applications to real situations [6–8]. Therefore, it has become imperative to understand how the interplay between network topology and nodal states influence the emergent dynamics in complex networks [9, 10]. Researchers have been trying to interlink the collective macroscopic property such as synchronization with network structure [2, 11–15] for long, yet it is not fully understood how structural or degree heterogeneity affects the collective emergent behavior (say synchronization) of coupled oscillators or vice versa.

Currently, multiplex network [16–19] has become an interesting topic to the researchers for its diverse application in real world ranging from transportation to ecology. For instance, the multiplexity can create faster diffusion process [17], promotes synchronization in phase frustrated dynamics [20–22] and leads to abrupt transition in consensus dynamics [23]. However the literature lacks a detailed investigation regarding proper frequency selection in multi-

plex network to generate a favourable synchronization dynamics. This type of study was motivated from the emergence of explosive and perfect synchronization for degree-frequency correlated network of phase oscillators [24–26]. Skardal et al. [15] showed that the synchronization process is easily achievable (or faster) in network of phase oscillators if the frequencies are drawn from the leading eigen vector of the Laplacian matrix. We aim here to extract a global frequency set in multiplex network of frustrated and non-frustrated phase oscillators such that entire network synchronizes early in comparison with other frequency distributions.

To start with, we consider a duplex network in which interacting oscillatory units of the individual layers are modeled by the phase oscillators [27]

$$\frac{d\theta_i^{(1)}}{dt} = \omega_i^{(1)} + \lambda \sum_{j=1}^N A_{ij}^{(1)} \sin(\theta_j^{(1)} - \theta_i^{(1)} - \alpha) + \lambda \sin(\theta_i^{(2)} - \theta_i^{(1)}) \quad (1)$$

$$\text{and}$$

$$\frac{d\theta_i^{(2)}}{dt} = \omega_i^{(2)} + \lambda \sum_{j=1}^N A_{ij}^{(2)} \sin(\theta_j^{(2)} - \theta_i^{(2)} - \beta) + \lambda \sin(\theta_i^{(1)} - \theta_i^{(2)}), \quad i = 1 \dots N. \quad (2)$$

Here,  $N$  is the total number of oscillators in each layer,

$\omega_i^{(l)}$  is the inherent frequency of the  $i^{\text{th}}$  node of  $l^{\text{th}}$  layer, matrix  $A^l$  ( $N \times N$ ) represents the connectivity among the units in  $l^{\text{th}}$  layer of the multiplex network ( $l = 1, 2$ ) and  $\lambda$  is the coupling strength.

To quantify the coherent behavior of all phase oscillators in layer  $l$ , we use Kuramoto order parameter  $R_l e^{i\psi_l} = \frac{1}{N} \sum_{j=1}^N e^{i\theta_j^{(l)}}$ , and the global order parameter of the entire network (including all layers) is defined as  $R e^{i\psi} = \frac{1}{2N} \sum_l \sum_{j=1}^N e^{i\theta_j^{(l)}}$ . Normally phase-lag parameters ( $\alpha$  and  $\beta$ ) are found to inhibit the transition to synchronization in coupled systems. Physically, presence of phase lag [28] is very important when the synchronization is investigated in many real systems systems, namely, in the array of Josephson junctions [29], power network [30] or in mechanical rotors [31].

The role of phase-lag has been investigated in [32] using the theoretical Sakaguchi and Kuramoto (S-K) model [33] on complete graph. They found that the system may reveal a non-universal synchrony for general frequency distribution. On the other hand, abrupt synchronization transition (explosive synchronization) can be captured in S-K model for a fully or partially degree-frequency correlated network topology [34,35] and a perfect synchronization (where  $R$  is exactly 1) in a broad range of frustration parameter was established for a predefined coupling strength [25,26]. However, enhancement of synchronization in a multiplex network of phase-frustrated dynamics has not been explored so far.

In this paper, we present a general analytical scheme to achieve optimal or perfect synchronization in multiplex networks of phase (with or without phase frustration) oscillators. Main objective of this paper is to derive a set of frequencies for which (i)  $R \sim 1$  for finite coupling strength in absence or presence of phase lag or (ii)  $R = 1$ , a scenario of perfect synchronization [25] in presence of *phase frustration* for arbitrary coupling strength. For this purpose, we derive a multiplex synchrony alignment function (MSAF) for multiplex networks following the approach proposed by Skardal *et al.* [15]. Analyzing the MSAF we derive a set of preferable frequencies and settle the optimality of synchronization in multiplex networks. Here, we examine two important issues: (i) how MSAF determines the optimality in multiplex network of phase oscillators and (ii) how it helps to remove the erosion effect (by generating a desired set of frequencies) for frustrated oscillators? Our analytical scheme describes how functional heterogeneity and structural heterogeneity or degree heterogeneity influence each other for getting the global synchronization in phase frustrated coupled Kuramoto oscillators.

#### Derivation: MSAF and optimal frequency set. –

In this section, first we analytically derive a multiplex synchrony alignment function (MSAF) for multiplex networks following the approach reported in [15]. Then use it to derive a frequency set for achieving optimal synchronization in the network.

For coherent state ( $|\theta_j^{(l)} - \theta_i^{(l)}| \rightarrow 0$ ), equations (1) and (2) can be written as

$$\frac{d\theta_i^{(1)}}{dt} = \tilde{\omega}_i^{(1)} - \lambda \cos \alpha \sum_{j=1}^N L_{ij}^{(1)} \theta_j^{(1)} + \lambda (\theta_i^{(2)} - \theta_i^{(1)}),$$

$$\frac{d\theta_i^{(2)}}{dt} = \tilde{\omega}_i^{(2)} - \lambda \cos \beta \sum_{j=1}^N L_{ij}^{(2)} \theta_j^{(2)} + \lambda (\theta_i^{(1)} - \theta_i^{(2)}),$$

where  $\tilde{\omega}_i^{(l)} = \omega_i^{(l)} + \lambda d_i^{(l)} \sin(-\alpha)$  and  $L_{ij}^{(l)} = \delta_{ij} d_i^{(l)} - A_{ij}^{(l)}$  ( $l = 1, 2$ ) and  $d_i^{(l)}$  is the degree of the  $i$ -th node of  $l$ -th layer. If the oscillators of the  $l^{\text{th}}$  layer follow the synchronization manifold as  $\theta_1^{(l)} \sim \theta_2^{(l)} \sim \dots \sim \theta_N^{(l)} \sim \psi$  we expect that the order parameters will behave as  $R_l \sim 1$  ( $l = 1, 2$ ). On the other hand,  $R_l$  will be zero if the oscillators are randomly distributed to the circumference of the unit circle. Now in vector form the equations can be written as

$$\dot{\theta}^{(1)} = \tilde{\omega}^{(1)} - \lambda \cos \alpha L^{(1)} \theta^{(1)} + \lambda (\theta^{(2)} - \theta^{(1)}), \quad (3)$$

$$\dot{\theta}^{(2)} = \tilde{\omega}^{(2)} - \lambda \cos \beta L^{(2)} \theta^{(2)} + \lambda (\theta^{(1)} - \theta^{(2)}), \quad (4)$$

where  $L^{(l)} = (L_{ij}^{(l)})_{N \times N}$  ( $l = 1, 2$ ).

Now in steady state, with a proper choice of reference frame we have  $\dot{\theta}^{(1)} = \dot{\theta}^{(2)} = 0$ . Therefore,

$$\theta^{(1)*} = \frac{1}{\lambda} L_m^{1\dagger} \tilde{\omega}_m^{(1)}, \quad (5)$$

$$\theta^{(2)*} = \frac{1}{\lambda} L_m^{2\dagger} \tilde{\omega}_m^{(2)} \quad (6)$$

where

$$L_m^{(1)} = \cos \alpha L^{(1)} + \cos \beta L^{(2)} + \cos \alpha \cos \beta L^{(2)} L^{(1)} \quad (7)$$

$$L_m^{(2)} = \cos \alpha L^{(1)} + \cos \beta L^{(2)} + \cos \alpha \cos \beta L^{(1)} L^{(2)} \quad (8)$$

$$\tilde{\omega}_m^{(1)} = \tilde{\omega}^{(1)} + \tilde{\omega}^{(2)} + \cos \beta L^{(2)} \tilde{\omega}^{(1)}, \quad (9)$$

$$\tilde{\omega}_m^{(2)} = \tilde{\omega}^{(1)} + \tilde{\omega}^{(2)} + \cos \alpha L^{(1)} \tilde{\omega}^{(2)}. \quad (10)$$

The order parameter of the  $l^{\text{th}}$  layer then can be rewritten as

$$\begin{aligned} R_l &= 1 - \frac{1}{2N} \|\theta^{(l)*}\|^2, \\ &= 1 - \frac{1}{2\lambda^2} J(L_m^{(l)}, \tilde{\omega}_m^{(l)}), \end{aligned} \quad (11)$$

where the function  $J(L_m^{(l)}, \tilde{\omega}_m^{(l)})$  is named as multiplex synchrony alignment function (MSAF) for the  $l^{\text{th}}$  layer. Note that MSAF is a function of  $L_m^{(l)}$  and  $\tilde{\omega}_m^{(l)}$  which depend on the Laplacians as well as dynamics of both the layers (see the equations (7) - (10)). Therefore, this MSAF is significantly different than its monolayer version in absence of frustration as reported in [15]. Now, it is evident from the equation (11) that MSAF plays an important role for synchronization. As the value of MSAF increases, the system shows erosion of synchronization, while

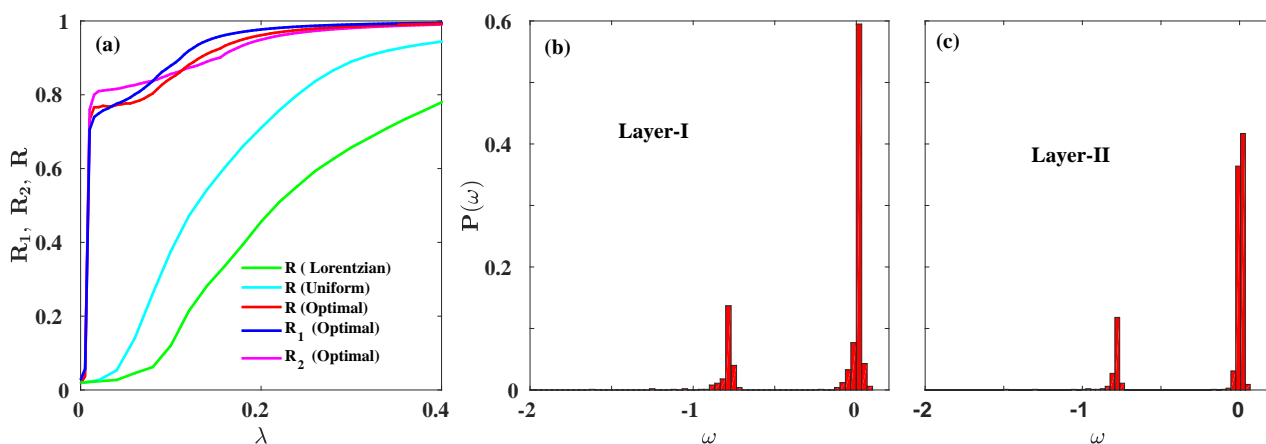


Fig. 1: **Optimal synchronization in multiplex network of non-frustrated phase oscillators.** (a) Global order parameter ( $R$ ) as a function of coupling strength ( $\lambda$ ) for a multiplex network with two layers in which layer-I is a scale-free network of size  $N = 1000$  with mean degree  $\langle k_1 \rangle = 8$  and layer-II is a scale-free network of same size and mean degree  $\langle k_1 \rangle = 12$ . The blue, red and sky-blue line respectively represent the global order parameter computed for the network using the proposed distribution, Lorentzian and uniform distribution of  $\omega$ . Optimal frequency distributions for layer-I (b) and layer-II (c).

as  $J(L_m^{(l)}, \tilde{\omega}_m^{(l)}) \rightarrow 0$  the order parameter  $R_l \rightarrow 1$ , an enhancement in synchronization occurs. The global order parameter of the system takes the form

$$\begin{aligned} R &= 1 - \frac{1}{4N} \|\theta^{(1)*}\|^2 - \frac{1}{4N} \|\theta^{(2)*}\|^2, \\ &= 1 - \frac{1}{4\lambda^2} J(L_m^{(1)}, \tilde{\omega}_m^{(1)}) - \frac{1}{4\lambda^2} J(L_m^{(2)}, \tilde{\omega}_m^{(2)}). \end{aligned} \quad (12)$$

It is now clear that the minimization of MSAF for each layer will maximize the value of order parameters of individual layers as well as the global order parameter. Now,

$$J(L_m^{(l)}, \tilde{\omega}_m^{(l)}) = \frac{1}{N} \|L_m^{(l)\dagger} \tilde{\omega}_m^{(l)}\|^2 \quad (13)$$

$L_m^{(l)\dagger}$  can be expressed in terms of its eigen value and eigen vector as  $L_m^{(l)\dagger} = \sum e_j^{-1} v_j^{(l)} v_j^{(l) \prime}$  for all  $e_j \neq 0$ . Hence  $J(L_m^{(l)}, \tilde{\omega}_m^{(l)})$  takes the form

$$J(L_m^{(l)}, \tilde{\omega}_m^{(l)}) = \frac{1}{N} \sum_j e_j^{-2} \langle v_j^{(l)}, \tilde{\omega}_m^{(l)} \rangle^2. \quad (14)$$

If  $\omega^{(l)} = \{0, 0, \dots, 0\}'$  then  $R^{(l)}$  will trivially be 1. For non trivial solution we chose a standard deviation ( $\sigma$ ) of the chosen frequency set such that  $\sigma^2 = \frac{\sum \omega_i^{(l)2}}{N}$ , where  $\sigma$  is an arbitrary constant. Then we express  $\omega^{(l)}$  as the linear combination of the eigenvectors of  $L_m^{(l)}$  as  $\omega^{(l)} = \sum \alpha_j v_j^{(l)}$  where  $\sum \alpha_j^2 = \sigma^2 N$ . Now choosing  $\tilde{\omega}_m^{(l)} = \sigma^2 \sqrt{N} v_N^{(l)}$  we get  $J(L_m^{(l)}, \tilde{\omega}_m^{(l)}) \rightarrow 0$  and hence  $R \rightarrow 1$ . Therefore, the optimal frequency (after some calculation) can finally be

obtained as

$$\begin{aligned} \omega^{(1)} &= \sigma^2 \sqrt{N} L_m^{(2)\dagger} \{v_N^{(1)} - v_N^{(2)} + \cos \beta L^{(1)} v_N^{(1)}\} \\ &+ \lambda d^{(1)} \sin \alpha, \end{aligned} \quad (15)$$

$$\begin{aligned} \omega^{(2)} &= \sigma^2 \sqrt{N} L_m^{(1)\dagger} \{v_N^{(2)} - v_N^{(1)} + \cos \alpha L^{(2)} v_N^{(2)}\} \\ &+ \lambda d^{(2)} \sin \beta. \end{aligned} \quad (16)$$

As per the analytical scheme presented in this section, for the above choice of frequencies, the synchronization is expected to enhance substantially in the multiplex networks. In the next section we numerically verify the scheme and exploit it to achieve optimal as well as perfect synchronization in multiplex networks.

**Numerical verification.** – For numerical verification of the scheme presented in the previous section to achieve optimal synchronization, we consider a heterogeneous multiplex network consisting of two layers each of which is a scale-free network of size  $N = 1000$  and exponent  $\gamma = 2.8$ , while mean degrees of layer-I and layer-II are  $\langle k_1 \rangle = 8$  and  $\langle k_2 \rangle = 12$  respectively. We then numerically simulate the system (1)- (2) using fourth order Runge-Kutta (RK4) scheme and compute the order parameters of each layer as well as the order parameter for the whole network as a function of coupling strength  $\lambda$ .

*Optimal synchronization in non-frustrated multiplex networks.* First we use the scheme presented in the previous section to achieve optimal synchronization in non-frustrated multiplex networks ( $\alpha = \beta = 0$ ). In figure 1(a) we present the numerically computed order parameters of both the layers ( $R_1, R_2$ ) as well as the global order parameter ( $R$ ) obtained from the simulation of the network using the frequency distribution obtained from the equations (15- 16) as a function of the coupling strength  $\lambda$  by taking  $\sigma^2 = 1000$ . Note that we have checked the numer-



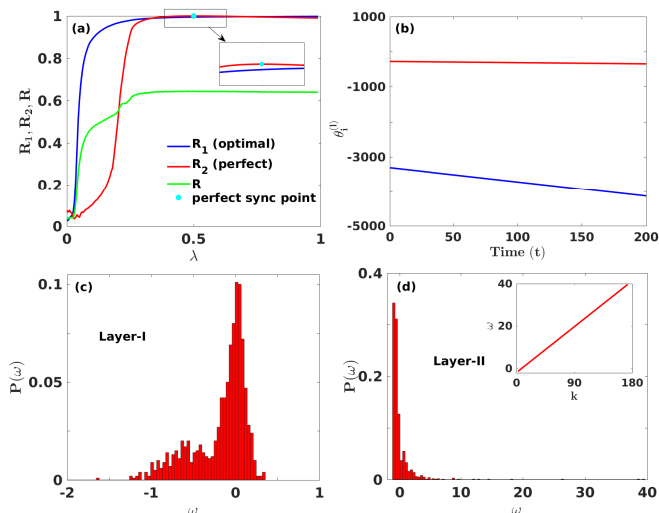


Fig. 3: **Optimal and Perfect synchronization in different layers.** Same multiplex network used here as the previous figures with  $\alpha = 0$  and  $\beta = 0.5$  (a) Order parameters as a function of coupling strength  $\lambda$ . (b) Time evolution of the phase values of layer-I (blue curve) and layer - II (red curves). (c) Optimal frequency distribution of layer - I. (d) Frequency distribution ( $\omega$ ) as a function of degree ( $k$ ) of the nodes in layer - II.

and  $\beta$ . From the equations (17) and (18) we find that the set of frequencies to achieve perfect synchronization in a layer of the multiplex network entirely depends on its own degree distribution (linearly related to its own degree) and frustration. In the following we consider multiplexes with frustrated and non frustrated dynamics in the layers and use the analytical scheme derived above to achieve perfect and optimal synchronizations in different layers.

*Multiplex with mixed dynamics.* For numerical verification, first we consider mixed dynamics in the multiplex. Layer - I is governed by non frustrated dynamics, while the layer - II is governed by frustrated dynamics and we set  $\alpha = 0$  and  $\beta = 0.5$ . We assign frequencies in layer - I (non frustrated) and layer - II (frustrated) as obtained from the equations (15) and -18) respectively in order to achieve optimal synchronization in layer-I and perfect synchronization in layer - II at a targeted coupling strength  $\lambda_p = 0.5$ . We then simulate the entire network for different coupling strengths using RK4. Figure 3(a) shows the variation of the order parameters of the individual layers ( $R_1, R_2$ , blue and red curve) as well as the global order parameter ( $R$ , green curve) as a function of coupling strength as obtained from the numerical simulations. The figure shows that the frequencies derived from the equations (15) and -18) fulfill the expectation of achieving optimal and perfect synchronization in individual layers. The perfect synchronization can not be established in non-frustrated layer-I but order parameter ( $R_2$ ) of layer-II touches 1 at  $\lambda_p = 0.5$  (cyan dot, blue and red curves shown in the inset of Fig. 3 (a)).

Interesting to note that the global order parameter ( $R$ ) does not reach the high level of synchronization. The rea-

son is that the layers are separately synchronized to different phases and their synchronized phase values maintain a growing distance between them (Fig. 3 (b)). As expected the frequencies of second layer is linearly related with degree (Fig. 3 (d)), and frequencies of first layer do not follow any specific relation with the degree of the considered network (Fig. 3 (c)).

*Multiplex with frustrated dynamics.* Finally we consider frustrated dynamics in both the layers of the multiplex network. We choose  $\alpha = 0.2$  and  $\beta = 0.3$  and derive the frequency distributions from the equations (17) and (18) which we assign to the layers I and II respectively to achieve perfect synchronization in both the layers at the targeted coupling strength  $\lambda_p = 0.5$ . Figure 4 shows the order parameters as function of the coupling strength as obtained from the numerical simulations. The figure clearly demonstrates the achievement of perfect synchronization in the network at a preassigned coupling strength  $\lambda_p$  for given frustration parameters. Therefore, the analytically derived frequency distributions for both the layers are found to work well for the achievement of optimal as well as perfect synchronization in the layers at a desired coupling strength.

**Conclusion.** – A general mathematical framework is developed in this paper to derive the natural frequencies of the nodes of multiplex networks which can ensure high level of synchronization at considerably lower coupling strength. The framework is based on the derivation of a multiplex synchrony alignment function (MSAF). The analysis of the MSAF using the theory of linear algebra provide a way to analytically determine a set of natural frequencies for the network which ensure optimal synchronization in the layers of the network. It is found that the analytically derived natural frequencies involve both structural and dynamical information of the phase frustrated multiplex network. We have shown that optimal frequency of a layer depends on the leading eigen vector of the underlying network Laplacian and the pseudo inverse operator of both the layers. Further we have identified the condition for perfect and optimal synchronization in multiplex networks in which one layer is frustrated and the other layer is non frustrated.

**Acknowledgements.** – PK acknowledges support from DST, India under the DST-INSPIRE scheme (Code: IF140880). CH is supported by INSPIRE-Faculty grant (Code: IFA17-PH193).

## REFERENCES

- [1] PIKOVSKY A., ROSENBLUM M., KURTHS J. and KURTHS J., *Synchronization: a universal concept in nonlinear sciences* Vol. 12 (Cambridge university press) 2003.
- [2] ARENAS A., DÍAZ-GUILERA A., KURTHS J., MORENO Y. and ZHOU C., *Physics reports*, **469** (2008) 93.
- [3] STROGATZ S., *Sync: The emerging science of spontaneous order* (Penguin UK) 2004.

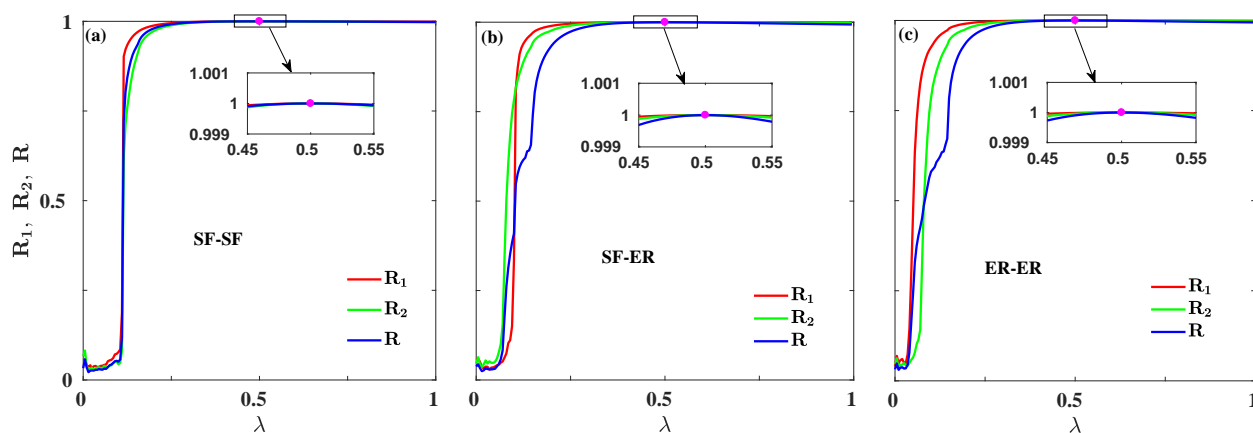


Fig. 4: **Perfect synchronization in different layers.** Variation of the order parameters for individual layers ( $R_1$ ) and ( $R_2$ ) as well as the global order parameter  $R$  (red, green and blue curves respectively) as a function of the coupling strength ( $\lambda$ ) for  $\alpha = 0.2$  and  $\beta = 0.3$ . Different networks of size  $N = 1000$  are considered in different layers. (a) Both layers are scale-free (SF) with exponent  $\gamma = 2.8$  (For layer-I and II average degrees are  $\langle k \rangle = 12$  and  $\langle k \rangle = 8$  respectively). (b) Layer-I is scale-free with  $\gamma = 2.8$  and  $\langle k \rangle = 12$  and layer-II is Erdős-Rényi with  $\langle k \rangle = 10$ . (c) Both the layers are ER networks (For layer-I,  $\langle k \rangle = 12$  and for layer-II,  $\langle k \rangle = 10$ ). In all three cases the perfect synchronization is achieved at  $\lambda_p = 0.5$  (magenta dot). Zoomed views near the targeted points clearly show the achievement of perfect synchronization.

- [4] MOTTER A. E., MYERS S. A., ANGHEL M. and NISHIKAWA T., *Nature Physics*, **9** (2013) 191.
- [5] BELYKH I., DE LANGE E. and HASLER M., *Physical review letters*, **94** (2005) 188101.
- [6] DOROGOVTSSEV S. N., GOLTSEV A. V. and MENDES J. F., *Reviews of Modern Physics*, **80** (2008) 1275.
- [7] ALBERT R. and BARABÁSI A.-L., *Reviews of modern physics*, **74** (2002) 47.
- [8] COHEN R. and HAVLIN S., *Complex networks: structure, robustness and function* (Cambridge university press) 2010.
- [9] BARZEL B. and BARABÁSI A.-L., *Nature physics*, **9** (2013) 673.
- [10] HENS C., HARUSH U., HABER S., COHEN R. and BARZEL B., *Nature Physics*, **15** (2019) 403.
- [11] ICHINOMIYA T., *Physical Review E*, **70** (2004) 026116.
- [12] RESTREPO J. G., OTT E. and HUNT B. R., *Physical Review E*, **71** (2005) 036151.
- [13] ARENAS A., DÍAZ-GUILERA A. and PÉREZ-VICENTE C. J., *Physical review letters*, **96** (2006) 114102.
- [14] GÓMEZ-GARDENES J., MORENO Y. and ARENAS A., *Physical review letters*, **98** (2007) 034101.
- [15] SKARDAL P. S., TAYLOR D. and SUN J., *Physical review letters*, **113** (2014) 144101.
- [16] BOCCALETTI S., ALMENDRAL J., GUAN S., LEYVA I., LIU Z., SENDIÑA-NADAL I., WANG Z. and ZOU Y., *Physics Reports*, **660** (2016) 1.
- [17] DE DOMENICO M., GRANELL C., PORTER M. A. and ARENAS A., *Nature Physics*, **12** (2016) 901.
- [18] DANZIGER M. M., BONAMASSA I., BOCCALETTI S. and HAVLIN S., *Nature Physics*, **15** (2019) 178.
- [19] JALAN S., RATHORE V., KACHHVAH A. D. and YADAV A., *Physical Review E*, **99** (2019) 062305.
- [20] KACHHVAH A. D. and JALAN S., *EPL (Europhysics Letters)*, **119** (2017) 60005.
- [21] KHANRA P., KUNDU P., HENS C. and PAL P., *Physical Review E*, **98** (2018) 052315.
- [22] NICOSIA V., SKARDAL P. S., ARENAS A. and LATORA V., *Physical review letters*, **118** (2017) 138302.
- [23] SORIANO-PAÑOS D., GUO Q., LATORA V. and GÓMEZ-GARDEÑES J., *Physical Review E*, **99** (2019) 062311.
- [24] GÓMEZ-GARDENES J., GÓMEZ S., ARENAS A. and MORENO Y., *Physical review letters*, **106** (2011) 128701.
- [25] KUNDU P., HENS C., BARZEL B. and PAL P., *EPL (Europhysics Letters)*, **120** (2018) 40002.
- [26] BREDE M. and KALLONIATIS A. C., *Physical Review E*, **93** (2016) 062315.
- [27] KURAMOTO Y., *Chemical oscillations, waves, and turbulence* (Courier Corporation) 2003.
- [28] LOHE M., *Automatica*, **54** (2015) 114.
- [29] WIESENFELD K., COLET P. and STROGATZ S. H., *Physical Review E*, **57** (1998) 1563.
- [30] DORFLER F. and BULLO F., *SIAM Journal on Control and Optimization*, **50** (2012) 1616.
- [31] MERTENS D. and WEAVER R., *Physical Review E*, **83** (2011) 046221.
- [32] OMELCHENKO E. and WOLFRUM M., *Physical review letters*, **109** (2012) 164101.
- [33] SAKAGUCHI H. and KURAMOTO Y., *Progress of Theoretical Physics*, **76** (1986) 576.
- [34] KUNDU P., KHANRA P., HENS C. and PAL P., *Physical Review E*, **96** (2017) 052216.
- [35] KUNDU P. and PAL P., *Chaos: An Interdisciplinary Journal of Nonlinear Science*, **29** (2019) 013123.