

GGNN: Graph-based GPU Nearest Neighbor Search

Fabian Groh¹, Lukas Ruppert¹, Patrick Wieschollek^{1,2}, Hendrik P.A. Lensch¹

¹ University of Tübingen, ² Amazon, Tübingen, Germany

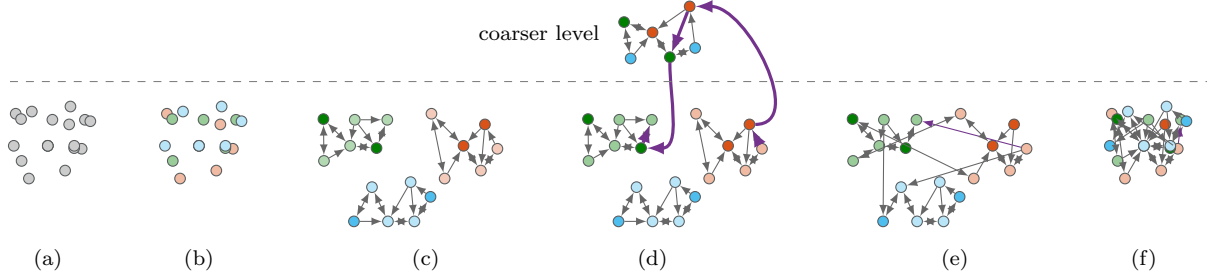


Figure 1: Illustration of the bottom-up construction of the kNN-graph for a dataset (a). After random partitioning (b), a kNN-graph is constructed for each partition (c). A selection of nodes builds a coarser kNN-graph (d), which is used to propagate links between partitions. These links are used to merge several partitions (e) into a final kNN-graph (f).

Abstract

Approximate nearest neighbor (ANN) search in high dimensions is an integral part of several computer vision systems and gains importance in deep learning with explicit memory representations. Since PQT [30] and FAISS [19] started to leverage the massive parallelism offered by GPUs, GPU-based implementations are a crucial resource for today’s state-of-the-art ANN methods. While most of these methods allow for faster queries, less emphasis is devoted to accelerate the construction of the underlying index structures. In this paper, we propose a novel search structure based on nearest neighbor graphs and information propagation on graphs. Our method is designed to take advantage of GPU architectures to accelerate the hierarchical building of the index structure and for performing the query. Empirical evaluation shows that GGNN significantly surpasses the state-of-the-art GPU- and CPU-based systems in terms of build-time, accuracy and search speed.

1. Introduction

Approximate nearest neighbor (ANN) search plays a crucial and long standing role in various domains, including databases, computer vision and machine learning. Since collecting large amounts of data became easier, any algo-

rithm involved in indexing and searching such data must be sufficiently scalable. Therefore, the creation of a scalable and efficient data structure for retrieving similar items has become an active research topic. Even when leveraging modern hardware, it remains impractical to perform an exhaustive search over billions of high-dimensional data points. This is especially true when tackling this problem under additional constraints such as a reasonable memory consumption and low latency. To keep up with the scale of data, modern approaches use index structures that are heavily tailored towards exploiting the massive parallelism of GPUs [30, 19, 7, 16] or custom hardware [31] compared to previous CPU-based methods [27, 17, 18, 20, 15, 4, 3, 2].

Despite all recent advances, the only available method for guaranteed retrieval of the exact nearest neighbor is still exhaustive search due to the curse of dimensionality [29]. Instead, most popular methods relax the problem by searching for an entry that is likely to be the nearest neighbor, accepting a minimal loss in accuracy. The quality of the recall however heavily depends both on the choice of the search structure and the executed query. Structures based on quantization or hashing/binning schemes [17, 18, 20, 15, 4, 3, 2, 30, 8, 19, 26] can be efficiently built but typically suffer from relatively low recall rates as enumerating and visiting neighboring cells is exhaustive in high dimensions. Better recall rates are recently achieved by graph-based methods [16, 10, 6, 28, 13, 14], but building effective graph-based index structures requires global optimization

² This work has been done prior to joining Amazon.

or sequential updates on edges. Their construction time has to be measured in hours or days [26].

We propose a novel hierarchical construction scheme that allows for fully parallel construction of a highly effective search structure, which is based on a kNN-graph with additional links. The structure is designed to be built and traversed on the GPU, *e.g.*, the graph contains a fixed number of outgoing links per data point. Coarsened graphs, by selecting only a subset of the data base, are used to build a search tree. The kNN-tree is built hierarchically via bottom-up merging of concurrently constructed sub-trees, where each sub-tree already provides a consistent kNN-graph for the contained data points at each layer. Queries from the top of the hierarchy are used to locate nearest neighbors in the other sub-trees to merge the trees layer by layer. A parallel local scheme optimizes for both very consistent local neighborhoods as well as additional links that are important for precise traversal (graph-diversification). These symmetric links ensure that each data point inside a neighborhood can be found from its own neighbors or any query from any direction. The hierarchy is necessary to build up a high-quality kNN-graph in parallel. During the final query, our algorithm however directly descends from the top to the bottom layer, which turned out to be more efficient.

As evidenced by our empirical evaluation, the presented scheme outperforms existing approaches concerning both the construction as well as the query time. At the same time, the recall rate is consistently high and can be traded in for only even faster query or build time. We present a multi-GPU scheme that is capable of achieving above 99% recall even for large data sets with billions of high-dimensional entries.

2. Related Work

A large amount of literature exists on designing structures that accelerate a nearest neighbor search. Besides traditional approaches [12, 27] most popular techniques rely either on data quantization in clusters [17, 18, 20, 15, 4, 3, 2, 30, 8, 19, 26] or building neighborhood graphs [16, 10, 6, 28, 13, 14]. To achieve peak performance, most of these methods compute a compressed representation for each entry as large datasets will not fit in fast memory. There exists several strategies to compute such a compression. While hashing methods [9, 1, 22] produce compact binary codes, quantization-based methods reuse centroids by assigning each data point a unique identifier based on the centroid to which they belong. It has been empirically shown, that quantization methods are more accurate than various hashing methods [17, 27].

Quantization methods for nearest neighbor search using clustering methods were popularized by Jégou *et al.* [17] while originally being introduced in [21]. Such index structures like IVFADC [17] partition the high-dimensional

search space into disjoint Voronoi cells described by a set of centroids obtained by Vector Quantization (VQ) [24]. The idea has been extended later by Babenko *et al.* [4], where the high-dimensional vector-space is factored in orthogonal subspaces. Hereby, each vector is assigned to a centroid independently for each subspace according to a separate codebook that resides there. Wieschollek *et al.* [30] proposed a hierarchical representation of the codebook besides demonstrating superior performance using a GPU. Johnson *et al.* [19] ported IVFADC [17] to the GPU in combination with a fast GPU-based implementation for k-selection, *i.e.* returning the k lowest-valued elements from a given list (a crucial part of quantization based methods). They are the first employing multi-GPU parallelism by replication and sharding. Their work forms the library “FAISS”. Eventually, Chen *et al.* [8] proposed a GPU based method RobustIQ overcoming the memory limitations of FAISS by extending the idea of Line Quantization from [30] in a hierarchical fashion. Still, the reported distances are only an approximation of the true distance.

All hashing and quantization-based indexing schemes share the same problem that they partition the space into cells. While the containing cell for a query might be found very efficiently, the exact nearest neighbor might be across the boundary to one of the neighboring cells. Determining and visiting all neighboring cells in high dimension is a problem severely limiting these approaches.

kNN-graph based methods are another way to accelerate the query process. Our approach presented in this paper belongs to this category. The main idea is to link each point from the search space to k of its nearby points. Each query will start at a random guess in the dataset. Then, the guess itself is refined by replacing it with a better point from the k linked points. Chen *et al.* [6] propose a fast divide and conquer strategy for computing such kNN-graphs. Done *et al.* [10] introduced NN-descent for using kNN-graphs to accelerate NN-search. Hereby, each point maintains a list of its own nearest neighbors and points where itself is considered as a nearest neighbor. This has been later extended [28] to make use of MapReduce. EFANNA as a multiple hierarchical index structure uses a truncated KD-tree to build a kNN-graph [13]. In the ideal case, a kNN-graph augmented with additional links could guarantee that for an arbitrary start point the NN-descent will converge to the correct solution. Computing such a graph with additional links at scale is not practicable. Therefore, several methods exist to at least approximate such a graph [14, 16]. Fu *et al.* [14] introduce NSG as an approximation. To reduce the overall number of edges, their optimization tries to lower the out-degree individually per node. Their method can scale beyond multiple cores, outperforming a GPU approach [19] on a benchmark dataset. Harwood *et al.* [16] suggest an alternative approach for constructing such a graph. Starting

from a fairly dense graph, they remove “shadowed edges”, which are redundant when considering traversing paths during a query. They showed promising results using the GPU but only on rather small datasets as their build time is rather high. Malkov *et al.* [25] build a hierarchical graph structure to accelerate the nearest neighbor search.

While ours uses a hierarchy as well to build the index structure, ours differs during the query process. We will describe the usage of kNN-graphs in more detail in the next section.

3. Background

In this section, we formally introduce the approximate nearest neighbor problem statement and used notations.

3.1. ANN Search

The nearest neighbor problem retrieves a point from a dataset $x \in \mathcal{X} = \{x_1, \dots, x_n\}$ that has the smallest distance to a query q . For the sake of simplicity, we assume an Euclidean space ($\mathcal{X} \subseteq \mathbb{R}^d$). Other distance metrics could easily be incorporated. The nearest neighbor $x^* \in \mathcal{X}$ of $q \in \mathbb{R}^d$ therefore is defined as

$$x^* = \arg \min_{x \in \mathcal{X}} \|q - x\|_2, \quad (1)$$

where $\|\cdot\|_2$ denotes the Euclidean distance. Similarly, the k -nearest neighbor search retrieves the k closest entries from \mathcal{X} for a given query. As finding the exact nearest neighbor might be costly, we accept points in \mathcal{X} which are close to q and therefore deliver an approximate solution to Eq. (1).

3.2. KNN Graph

Let x be a fixed but arbitrary point from the dataset \mathcal{X} . We build a graph structure, where each point from \mathcal{X} represents a node in the graph. Further, we define $\mathcal{N}_x \subseteq \mathcal{X}$ as a local neighborhood of x and defer the details on how to construct \mathcal{N}_x to the next section. The edges of the graph are then defined as (u, v) where $v \in \mathcal{N}_u$. Note, the resulting graph is a directed graph $G = (\mathcal{X}, E)$, where $E = \{(u, v) \mid u \in \mathcal{X}, v \in \mathcal{N}_u\}$.

One greedy algorithm to find the nearest neighbor for a query point q is *NN-descent* [10]. Starting from an initial guess $\hat{x} \in \mathcal{X}$, the distance between q and each point $y \in \mathcal{N}_{\hat{x}}$ is computed. If any $y \in \mathcal{N}_{\hat{x}}$ is closer to q than \hat{x} , the guess \hat{x} is replaced by the closest point from $\mathcal{N}_{\hat{x}}$ to q . This process repeats until no point in $\mathcal{N}_{\hat{x}}$ has a smaller distance to q than \hat{x} . However, as the current \hat{x} might not provide an edge into the right search direction, this greedy algorithm might get stuck in a local optimum on a pure kNN-graph.

Before explaining our proposal of how to efficiently construct the kNN-graph G , we outline common pitfalls that impair the performance of NN-descent.

Common pitfalls. Since the NN-descent is a greedy search, it offers no guarantee of finding the exact solution. Some of the reasons are listed below:

Connectivity: As a kNN-graph is a directed graph, v might be directly connected to u being the nearest neighbor, hence $v \in \mathcal{N}_u$. But this does not imply that the inverse link exists ($u \in \mathcal{N}_v$). Therefore, the construction of a kNN-graph has to deal with synchronizing outgoing and incoming (inverse) edges.

Gaps in high-dimensional spaces: As each point is only linked to a finite number of local neighbors, there exist pathological cases (even in 2D), where close-by points are not directly connected at all. Such a case is illustrated in Figure 3a. Due to the gap, the true nearest neighbor will not be found. Computing an idealized monotonic relative neighborhood graph [14] (MRNG) would avoid this issue, but it would require a strongly varying connectivity, which is not suitable for parallel approaches – besides the additional computational burden.

Degree of nodes: There exists a trade-off when choosing the size of \mathcal{N}_x for any $x \in \mathcal{X}$. Too few edges amplify the previously described issues, but reduce the number of necessary comparisons. While many edges allow the greedy search to escape from local neighborhoods, they increase the cost for each iteration.

4. Approximate Symmetric Nearest Neighborhood Graph Construction

4.1. Overview

The core of our method exploits kNN-graph structures to support high-quality recall queries. As a pure unidirectional kNN-graph is not well suited for searching, it is augmented by two important link types. On the one hand, symmetric links are inserted where necessary to ensure that a query point which happens to lie between two data points is guaranteed to reach both independently from where the search started. The second ingredient is to support a hierarchy of coarsened sub-graphs similar to [25] to ensure that all parts of the graph are connected and gaps in the data set are bridged. In addition, the hierarchy minimizes the number of hops between any pair of sub-graphs.

Besides the quality of the results, our approach also focuses on the execution time, both for carrying out a query as well as for constructing the search graph. Both operations are supported on the GPU. Parallelization is enabled by a constant connectivity k for all nodes. Constructing the hierarchy exploits very efficient distance computations between all points within a small batch to initialize kNN sub-graphs. The sub-graphs are recursively fused into sub-trees by selecting a few samples from each sub-graph to form a coarser top layer. Adding another layer is efficiently used to establish and update the correct NN-links between

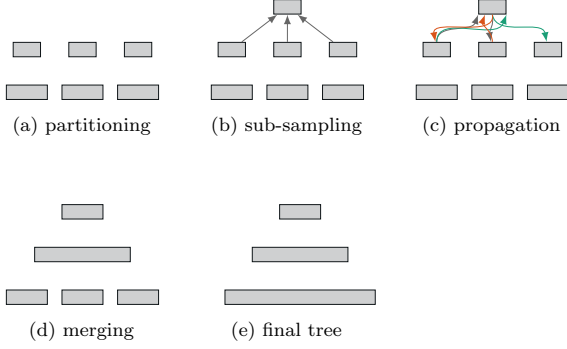


Figure 2: Several steps of building the hierarchical structure.

all points in the sub-layers by executing a query from the top of the currently built structure (see Figure 2). This bottom-up construction creates a robust searchable kNN-graph for each merged tree. It can be parallelized on multiple GPUs to even support datasets with large memory requirements.

The hierarchy is mainly used to quickly construct a high-quality search structure. To answer a query in the refined graph, traversing the various layers is, however, too expensive. It is significantly faster to start a search directly at the bottom layer, given the right starting points.

4.2. Query

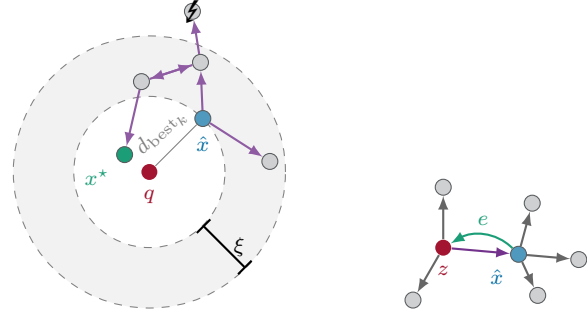
Searching for k nearest neighbors is the central operation both in answering a query as well as in building the kNN search graph. The graph consists of n points x , for each of which a list of $k = k_{nn} + k_{sym}$ outgoing links are stored, representing the local neighborhood \mathcal{N}_x . Up to k_{nn} , these links represent the true nearest neighbors found so far while the remaining k_{sym} represent potential inverse or symmetric links to points which have x in their nearest neighbor list (see Section 4.3).

Given a starting point x for query q , a greedy downhill search with backtracking is executed. Starting with x , the distance of q to all neighbors of x , $y \in \mathcal{N}_x$, is computed and all points are inserted into a priority queue. The same procedure is repeated for the best point in the queue. A cache structure (Section 4.4.1) stores which points already have been visited to avoid revisiting the same point over and over again. Finally, the best k points found so far are returned.

Stopping Criterion. In order to estimate when the k -closest point has been found, the search will terminate once the distance d_{next} to the best not yet visited point exceeds a threshold ξ beyond the distance to the k -closest known point d_{best_k} , i.e. if

$$d_{next} > d_{best_k} + \xi = d_{best_k} + \tau \cdot \min\{d_{nn_1}^+, d_{best_1}\} \quad (2)$$

holds, where $d_{nn_1}^+$ denotes the maximum distance of the data points to their closest neighbor within a region of the graph



(a) Adding a slack ξ allows to escape a local minimum \hat{x} eventually reaching the solution x^* for a query q .

(b) Maintaining symmetric links. The edge e is added to allow propagating nearest neighbor information between z and \hat{x} .

Figure 3: Design options to prevent the greedy search algorithm from getting trapped in a local neighborhood.

(Figure 3a). The parameter τ controls the size of the safety margin, while d_{best_1} serves as an estimate of the average local distance between points and $d_{nn_1}^+$ provides a global limit.

Hierarchical Query. Building up the search structure creates a tree of multiple layers. Starting at the coarsest layer, a query is carried out by brute force comparison against all nodes in the top layer segment. The best k points found there will be the starting points on the next finer level, where a downhill search is executed as just explained. Again, the best k points are used in the next finer layer. This is important to ensure that the final nearest neighbors are actually being approached from multiple sides to circumvent potential gaps. All points at a coarser level are also represented at a finer level, but at both levels with a different neighborhood. Thus, at coarser layers, the points are simply replicated. The computed distances between points remain valid across levels.

4.3. Symmetry

In order to reach any point from any direction, every edge of the graph, in principle, should be undirected. When every point should at least know its k_{nn} nearest neighbors, the total number of edges per point x would vary significantly for an undirected graph as the number of points which have x as their nearest neighbor will heavily depend on the geometry of the local neighborhood. However, to maintain a fixed number of edges k , our graph consists only of directed, i.e., outgoing edges (Section 4.2). The list of links of point x however is split into k_{nn} direct links to nearest neighbors of x as well as k_{sym} potential inverse links to points which have x in their nearest neighbor list. In our implementation, the number of utilized inverse entries can vary, but it is guaranteed that at least $k_{nn} \geq k/2$ nearest neighbors are kept and will not be overwritten.

As the number of representable inverse links is limited, one has to determine which of the inverse links are necessary. Harwood and Drummond [16] introduce the concept of shadowed links, where a link from x to z is removed from the graph if a one-hop connection exists ($x \rightarrow y \rightarrow z$) with $d(x, y) < d(x, z)$. Optimizing the entire graph to remove all potential shadow edges requires a complex global optimization. The same holds for the construction of monotonic relative neighborhood graphs [14].

Instead, we propose a relatively simple but effective, local criterion which enables faster construction times: It is clear, that an inverse link $x \rightarrow z$ only needs to be considered if z is not already in x 's k_{nn} nearest neighbor list (Figure 3b). In addition, the link is only considered to be included if there does not yet exist an indirect path back from x to z within the current graph structure. This is checked by launching a query. If there is no path within the ξ range, the link is added.

During construction, all points in parallel test for their k_{nn} neighbors if an inverse link should be added. For the potentially k_{nn} queries, we maintain one local cache per point such that the cost of testing for indirect paths is really small as the query already starts within the direct vicinity and most distance calculations can be reused.

Inserting z into x 's inverse list is done using an atomic increment on k_{sym} . On average, less than $k/4$ inverse links are necessary this way. If k_{sym} is already full, the link is entered in the next best candidate along the path. If no candidate is found the link is ignored. In our setting, this is, however, a very rare case and z might potentially still be reachable through the hierarchy.

4.4. Hierarchical Construction

In order to cope with large-scale datasets or to allow for dynamic updates, there is a need to also scale the index construction according to modern hardware by a highly parallelizable approach.

Typically, the construction of graph based-index structures is performed on CPUs [16, 14, 13, 25, 23]. These approaches rely on a global optimization schemes, where new edges are added sequentially (graph-diversification). While [25] already leverage some sort of parallelization in the construction, their approach is still very dependent on global memory synchronization. Hence, their speed-up for each additional core is in logarithmic-scale. Additionally, all approaches work with dynamic edge lists for each point that vary heavily over the course of the construction. Thus, resulting in potentially high peak memory consumption and unconstrained access patterns.

Such graph-diversification methods already generate all relevant links ensuring global connectivity and avoiding local gaps, thus resulting in an effective search graph. Unfortunately, their construction time is generally very long –

even for million-scale point sets.

The goal of our parallel hierarchical construction scheme is to easily scale to large datasets. As each sub-tree can be constructed independently, build-up times are within seconds for million-scale datasets and the scheme can easily be implemented via sharding in a multi-GPU setup. While flat, locally constructed kNN-based graphs might contain gaps impairing the query performance, the hierarchical structure will automatically provide bridges in these cases at some higher level.

Our hierarchical construction procedure is illustrated in Figure 1. We start with partitioning the complete dataset into b batches of size s and compute the brute-force kNN-graph for each batch. Since s is generally small, e.g. 32, this can be done quickly. After adding symmetric links, the batches form flat kNN-graphs that can also be seen as a hierarchical search graph of height $l = 1$. First, s points are selected equally from the current top layers of the g sub-trees. For the top layer, a kNN-graph is constructed using brute-force distance calculations followed by symmetrization. Starting from the top, for each layer, one after the other, a query for all points is performed to find all nearest neighbors in that layer across all g sub-trees and the kNN lists are updated accordingly. Afterwards, symmetric links are inserted. This way, all g partitions of this layer are merged to form one consistent kNN-graph.

As the initial query into the g sub-graphs might not always report the correct nearest neighbor at the first trial, one can run a couple of refinement iterations per layer. The quality of the initially imprecise kNN-graphs will improve with each iteration. All layers are fused together top-down and a new search-tree emerges.

Every time the bottom layer is reached, we also save the distance to the first nearest neighbor d_{nn_1} for each point and compute the mean and max over the dataset. This allows for an easy adaption of our stopping criterion (Eq. (2)) to the given dataset. For selecting the points for the top layer, weighted reservoir sampling with d_{nn_1} as weights is used with the method of [11].

The entire merging approach for three sub-graphs is illustrated in Figure 2.

Discussion. Through the bottom-up construction, an almost perfectly balanced tree is constructed. The number of points in each bottom layer batch might be equally reduced if the total number of points does not match the tree geometry $(s \times g)^l$ perfectly.

The bottom-up construction scheme creates an almost optimal search graph for each independent sub-tree. Thus, during tree merging, the search query finds its true nearest neighbor with a very high probability in any of the search sub-trees. Since this means that all points in the bottom layer are updated with every new level, a high-quality search-graph is constructed. Using a sufficiently

large branching factor g , the height l of the tree is rather small even for huge datasets.

Please see the supplementary for pseudo code of the search and construction algorithms.

4.4.1 Distance Caching on GPUs

One of the major deficits of GPUs is their limited memory. In particular, kNN-graphs constructions have a high demand for highly dynamic structures like unpredictably growing edge-lists, e.g. a list of potential points to visit or that have already been visited. Our approach is to have a single query point per thread-block, where we use the shared memory as a multi-purpose cache. It consists out of three parts: 1) a best-list that stores the currently found best points and their distance to the query as a sorted list, 2) a priority queue that manages the points to be visited as a distance-sorted ring buffer, 3) a simple ring buffer that holds the ids of points that have already been visited.

When the next point to be visited is popped from the priority queue, the distances to all its k neighbors have to be calculated and they need to be inserted into the three parts of the cache. Before computing any distances, there is a parallelized check that tests in if any index is already known – those points are discarded. For all unknown points, the distance to the query is computed. If the stopping criteria for the potential points is not exceeded, we perform a parallel insertion in the combined best-list and priority queue. Points that drop out of the best-list, but are not visited yet are included in the priority queue buffer. Points that drop out of the priority queue buffer, which are already visited, are added to the ring buffer (3) to prevent cycles. This approach enables very long paths while still being efficient with the resources a GPU has to offer.

4.4.2 Multi-GPU

Since our approach is computing the correct distances on every comparison, it is important to always have fast access to the base vectors \mathcal{X} and the graph structure. They should reside on the GPU device memory. In order to allow for large-scale datasets, we propose a very simple but effective multi-GPU scheme. \mathcal{X} is partitioned into shards that still fit onto the device. For each shard, an individual hierarchical search structure is assembled. The trees are kept separated. There is no need for merging the full kNN-graph on the bottom layer.

For a query point, each GPU computes the nearest neighbors in individually for its own sub-graph and reports the determined nearest neighbors. The results of the sub-graphs are finally merged together.

This scheme can also be carried out when the number of necessary shards exceeds the number of available GPUs.

In this case, the GPUs load the data for each sub-graph sequentially.

4.5. Starting Points

The number of hops executed and the points visited and thus the number of distance calculations carried out does have major impact on the runtime of a query. Furthermore, the number of hops between any two points increases with the local point density. The effect is however less strong in high-dimensional data sets.

With that in mind, we will discuss different strategies to select one or multiple starting points for a query:

Centroid. Li *et al.* [23] start their query always from the centroid of the data set. As the number of points grows, the distance to the centroid grows as well. In addition, with a single starting point, any goal point will be approached from just one direction. The search might be prone to gaps or linking problems inside the search-graph.

Hierarchical. As explained above, during construction, we traverse the hierarchy from top to bottom, generating multiple seeds by fully exploring the top level. Always starting with k different points on the next layer allows for approaching any point from multiple directions. This results in very robust queries even if the search-graph is not yet perfect, which is the case during the construction phase. While in each layer there is only a small number of steps the complete search visits a large number of points total. The distance calculations exceeds what has been reported in [16], leading to overall slower query times.

Jumping from Top to Bottom. For the final query, it turned out to be most efficient to first perform a brute-force search on the top level which allows for quick selection of multiple promising entry points, followed by a regular search on the bottom layer. Since the top layer consists of points which are also contained in the bottom layer, they can be used to initialize the priority queue as well as the cache. Having multiple points of entry helps to make the query more robust against gaps in the graph as the query point is approached from multiple directions.

5. Empirical Evaluation

In the following, we evaluate the performance of the proposed approach on several publicly available benchmark datasets and report qualitative and quantitative results in terms of timings and accuracy.

Datasets We ran experiments on SIFT1M [17] and SIFT1B [17] containing SIFT vectors of dimension 128. To evaluate our approach on features extracted using convolutional neural networks, we ran experiments on 1 billion 96-dimensional feature representations of images in DEEP1B [5]. For all evaluation on SIFT1M, we use a

NVIDIA Titan RTX, whereas for SIFT1B and DEEP1B we use a machine with 8 NVIDIA Geforce GTX 1080 Ti.

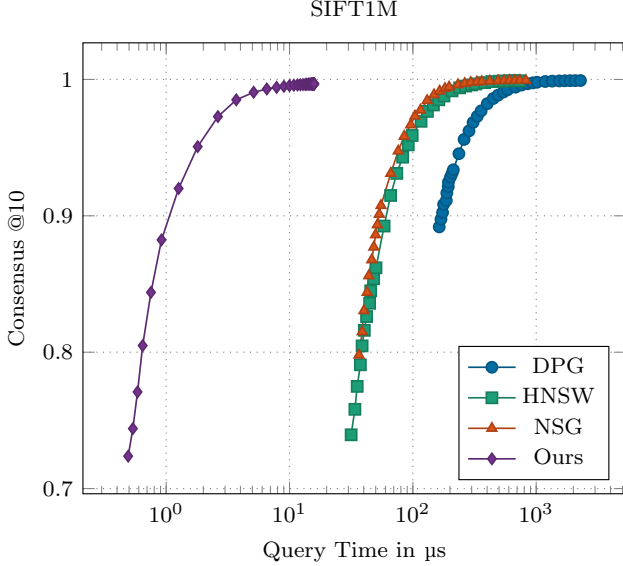


Figure 4: Accuracy on SIFT1M for varying query time. Compared to other graph-based approaches at the same accuracy for the 10 nearest neighbors, our single-GPU based query is sped up by more than one order of magnitude.

5.1. Query Time and Recall

When comparing results to other approaches, one has to carefully look at the employed metric. The query performance is typically measured in recall ($R@k$), *i.e.* the fraction of the nearest neighbors found in the first k proposed vectors. As our algorithm uses exact distance calculations, the true nearest neighbor is either reported as the first element in an answer or not found at all. Therefore, only $R@1$ is reported for our method. Table 1 compares the query time and $R@1$ for recent CPU and GPU-based approaches on SIFT1M. Besides being significantly faster (around 1 μ s per query), our method can also achieve very high recall rates, close to perfect.

Similar accuracy can also be achieved with other graph-based approaches but their query time on the CPU is significantly larger (see Figure 4). CPU based reference implementations for the graph based methods [25, 23, 14] are computed on a Intel Core i7-9700K. FANNG [16] report results for SIFT1M that come relatively close to ours in computation time and accuracy but we did not manage to reproduce their results with our reimplementation.

5.2. Graph Construction and Quality

The quality of our graphs can be controlled by the number of iterations used for refinement. We analyze both the

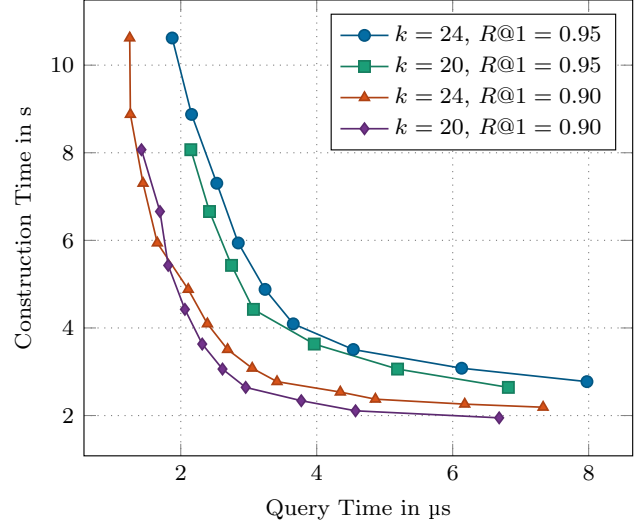


Figure 5: Trade-off between construction and query time on SIFT1M. Higher graph quality obtained by increasing k and by varying the number of refinement iterations results in fewer steps during query. However, increasing k also increases the cost of each step.

quality of the construction in terms of finding the true k_{nn} nearest neighbors of the original data points as well as the influence on any other query.

When looking at determining k nearest neighbors, we report the following consensus measure

$$C@k = \frac{|\mathcal{N}_x^{gt}(k) \cap \mathcal{N}_x(k)|}{|\mathcal{N}_x^{gt}(k)|}, \quad (3)$$

which counts the overlap between the ground truth k nearest neighbors and the reported k points.

On SIFT1M, our algorithm achieves $C@10$ of 0.987 without refinement and 0.996 with 5 refinement iterations. In Figure 5, the trade off between build time and query time for a fixed recall rate is visualized. The build time is controlled by slack variable τ and how many refinement iterations are carried out. The longer the construction time, the more precise the resulting graph. A quickly assembled graph will have worse edges and a query might need to visit more nodes until fulfilling the stopping criterion.

In Table 1, the construction time of our method is listed for the standard datasets. For comparison, FAISS [19] report construction times between 4 and 24 hours for DEEP1B. The hierarchical tree-merge algorithm speeds up the construction time by a large factor while the quality is similar or even improved.

Our algorithm is the first graph-based approach that is able to construct an effective kNN-graph-based search structure even for the billion-scale data sets SIFT1B and DEEP1B for which it can reach up to 0.99 $R@1$.

Table 1: Comparison on different datasets. ^(t) indicates that this results is based on t GPUs. For our proposed method (GGNN), we additionally report the required time to construct the index structure.

Approach	SIFT1M				SIFT1B				DEEP1B			
	Query time μ s/query	Recall @1	Recall @10	Recall @100	Query time μ s/query	Recall @1	Recall @10	Recall @100	Query time μ s/query	Recall @1	Recall @10	Recall @100
Exhaustive Search	23 700	1.00	-	-	-	-	-	-	-	-	-	-
LOPQ [20]	51 100	0.51	0.93	0.97	8000	-	0.20	-	-	-	-	-
IVFPQ [17]	11 200	0.28	0.70	0.93	74 000	0.08	0.37	0.73	-	-	-	-
FLANN [27]	5320	0.97	-	-	-	-	-	-	-	-	-	-
Multi-D-ADC [4]	-	-	-	-	1600	0.33	0.80	0.97	1500	0.36	0.71	0.91
PQT [30]	20	0.51	0.83	0.86	150	0.14	0.35	0.57	-	-	-	-
FAISS [19]	20	0.80	0.88	0.95	17.7	-	0.37	-	13 ⁽⁴⁾	0.45	-	-
PQFPGA [31]	20	0.88	0.94	0.97	20	-	0.55	-	-	-	-	-
RobustIQ [8]	-	-	-	-	33	0.33	0.76	0.90	30	0.38	0.75	0.89
		τ	index			τ	index			τ	index	
GGNN	4.2	0.99	0.60	17.8s	38 ⁽⁸⁾	0.99	0.6	87 min	90 ⁽⁸⁾	0.98	0.6	101 min
GGNN	1.1	0.95	0.42	17.8s	20 ⁽⁸⁾	0.97	0.5	87 min	48 ⁽⁸⁾	0.96	0.5	101 min
GGNN	0.7	0.90	0.35	17.8s	58 ⁽⁸⁾	0.98	0.7	34 min	124 ⁽⁸⁾	0.97	0.7	40 min

5.3. Query Behaviour

The runtime and the quality of a query can be controlled by adapting the stopping criterion through the slack variable τ . As can be seen in Table 1, by increasing τ , a larger safety margin is considered during query, resulting in better recall rates at the cost of visiting more points and consequently longer query time.

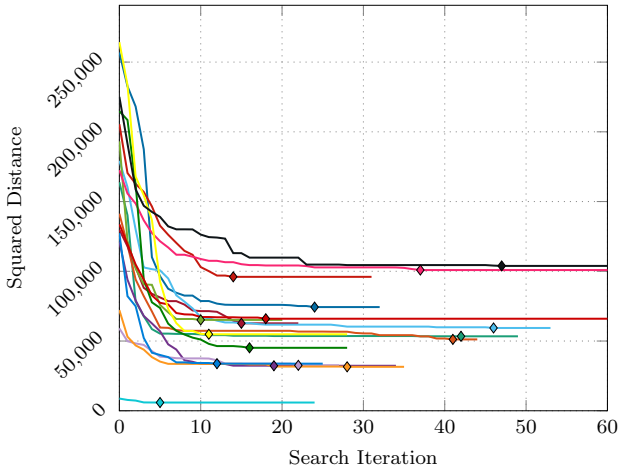


Figure 6: Development of the distance to the 10th best point over the execution of multiple queries. The marker indicates the iteration in which the last improvement is found. The plot visualizes the effectiveness of our termination criterion.

It is instructive to look at the behaviour of the query over time. In Figure 6, the initial distance of the query to the starting point, i.e. the closest point on the top layer, is drastically reduced already after very few iterations. Here, an iteration stands for fetching the best point from the prior-

ity queue and calculating the distance to all its neighbors. Most time is spent to carefully explore the neighborhood around the true nearest neighbor. The marks indicate that the last improvement in distance occurs relatively shortly before the search is terminated. This demonstrates that our termination criterion in Eq. (2) is effectively preventing too many iterations.

6. Conclusion

Our algorithm accelerated the construction time for graph-based search structures by a large factor and represents the fastest kNN query technique while maintaining a recall rate between 0.9 and 1. Due to the parallel construction and merging of sub-graphs, our hierarchical construction scheme creates a high-quality kNN graph with graph-diversification links for very efficient traversal. It is easily deployed in multi-GPU systems to cope with very large-scale datasets. It is the first graph-based kNN method to report results on billion-scale data sets like SIFT1B and DEEP1B. In addition, it is the first ANN search method overall that achieves 0.99 Recall@1 for those, and it is by far the fastest. For million-scale datasets, search-graphs of sufficient quality can be constructed within seconds, allowing for quick nearest-neighbor searches on intermediate data structures as a part of larger GPU-based algorithms. Upon acceptance, we will release an OpenSource¹ implementation of our approach for easy inclusion in other projects.

Currently, our scheme computes the exact distance to all visited high-dimensional points. As the number of distance calculations dominates the query time, a compressed representation of the data vectors could lead to further accelera-

¹<https://github.com/cgtuebingen/ggnn>

tion.

References

- [1] Alexandr Andoni and Piotr Indyk. Near-optimal hashing algorithms for approximate nearest neighbor in high dimensions. *Commun. ACM*, 51(1):117, Jan. 2008. 2
- [2] Artem Babenko and Victor Lempitsky. Additive quantization for extreme vector compression. 2014. 1, 2
- [3] Artem Babenko and Victor Lempitsky. Tree quantization for large-scale similarity search and classification. June 2015. 1, 2
- [4] Artem Babenko and Victor S. Lempitsky. The inverted multi-index. In *Proceedings of the IEEE Conference on Computer Vision and Pattern Recognition (CVPR)*, pages 3069–3076. IEEE, 2012. 1, 2, 8
- [5] Artem Babenko and Victor S. Lempitsky. Efficient indexing of billion-scale datasets of deep descriptors. *Proceedings of the IEEE Conference on Computer Vision and Pattern Recognition (CVPR)*, pages 2055–2063, 2016. 6
- [6] Jie Chen, Haw-ren Fang, and Yousef Saad. Fast approximate knn graph construction for high dimensional data via recursive lanczos bisection. *Journal of Machine Learning Research*, 10(Sep):1989–2012, 2009. 1, 2
- [7] Wei Chen, Jincal Chen, Fuhao Zou, Yuan-Fang Li, Ping Lu, Qiang Wang, and Wei Zhao. Vector and line quantization for billion-scale similarity search on gpus. *CoRR*, abs/1901.00275, 2019. 1
- [8] Wei Chen, Jincal Chen, Fuhao Zou, Yuan-Fang Li, Ping Lu, and Wei Zhao. Robustiq: A robust ann search method for billion-scale similarity search on gpus. In *Proceedings of the 2019 on International Conference on Multimedia Retrieval, ICMR '19*, pages 132–140, New York, NY, USA, 2019. ACM. 1, 2, 8
- [9] Mayur Datar, Nicole Immorlica, Piotr Indyk, and Vahab S. Mirrokni. Locality-sensitive hashing scheme based on p-stable distributions. In *Proceedings of the Twentieth Annual Symposium on Computational Geometry, SCG '04*, pages 253–262, New York, NY, USA, 2004. ACM. 2
- [10] Wei Dong, Charikar Moses, and Kai Li. Efficient k-nearest neighbor graph construction for generic similarity measures. In *Proceedings of the 20th international conference on World wide web*, pages 577–586. ACM, 2011. 1, 2, 3
- [11] Pavlos S. Efraimidis and Paul G. Spirakis. Weighted random sampling with a reservoir. *Information Processing Letters*, 97(5):181 – 185, 2006. 5
- [12] Jerome H. Friedman, Jon Louis Bentley, and Raphael Ari Finkel. An algorithm for finding best matches in logarithmic expected time. *ACM Trans. Math. Softw.*, 3(3):209–226, Sept. 1977. 2
- [13] Cong Fu and Deng Cai. Efanna: An extremely fast approximate nearest neighbor search algorithm based on knn graph. *arXiv preprint arXiv:1609.07228*, 2016. 1, 2, 5
- [14] Cong Fu, Chao Xiang, Changxu Wang, and Deng Cai. Fast approximate nearest neighbor search with the navigating spreading-out graph. *Proceedings of the VLDB Endowment*, 12(5):461–474, 2019. 1, 2, 3, 5, 7
- [15] Tiezheng Ge, Kaiming He, Qifa Ke, and Jian Sun. Optimized product quantization for approximate nearest neighbor search. In *CVPR 2013*. IEEE Computer Society, June 2013. 1, 2
- [16] Ben Harwood and Tom Drummond. Fannng: Fast approximate nearest neighbour graphs. In *Proceedings of the IEEE Conference on Computer Vision and Pattern Recognition (CVPR)*, pages 5713–5722, 2016. 1, 2, 5, 6, 7
- [17] Hervé Jégou, Matthijs Douze, and Cordelia Schmid. Product quantization for nearest neighbor search. *IEEE Transactions on Pattern Analysis and Machine Intelligence (PAMI)*, 33(1):117–128, 2011. 1, 2, 6, 8
- [18] Hervé Jégou, Romain Tavenard, Matthijs Douze, and Laurent Amsaleg. Searching in one billion vectors: re-rank with source coding. *CoRR*, abs/1102.3828, 2011. 1, 2
- [19] Jeff Johnson, Matthijs Douze, and Hervé Jégou. Billion-scale similarity search with gpus. *IEEE Transactions on Big Data*, 2019. 1, 2, 7, 8
- [20] Y. Kalantidis and Y. Avrithis. Locally optimized product quantization for approximate nearest neighbor search. In *Proceedings of the IEEE Conference on Computer Vision and Pattern Recognition (CVPR)*, Columbus, Ohio, June 2014. IEEE. 1, 2, 8
- [21] Dong Sik Kim and Ness B. Shroff. Quantization based on a novel sample-adaptive product quantizer (sapq). *IEEE Transactions on Information Theory*, 45(7):2306–2320, 1999. 2
- [22] Simon Korman and Shai Avidan. Coherency Sensitive Hashing. *Proceedings of the IEEE International Conference on Computer Vision (ICCV)*, pages 1607–1614, Nov. 2011. 2
- [23] Wen Li, Ying Zhang, Yifang Sun, Wei Wang, Mingjie Li, Wenjie Zhang, and Xuemin Lin. Approximate nearest neighbor search on high dimensional data-experiments, analyses, and improvement. *IEEE Transactions on Knowledge and Data Engineering*, 2019. 5, 6, 7
- [24] Y. Linde, A. Buzo, and R. Gray. An algorithm for vector quantizer design. *IEEE Transactions on Communications*, 28(1):84–95, January 1980. 2
- [25] Yury A Malkov and Dmitry A Yashunin. Efficient and robust approximate nearest neighbor search using hierarchical navigable small world graphs. *IEEE transactions on pattern analysis and machine intelligence*, 2018. 3, 5, 7
- [26] Yusuke Matsui, Toshihiko Yamasaki, and Kiyoharu Aizawa. Pqtable: Fast exact asymmetric distance neighbor search for product quantization using hash tables. *Proceedings of the IEEE International Conference on Computer Vision (ICCV)*, pages 1940–1948, 2015. 1, 2
- [27] Marius Muja and David G. Lowe. Scalable nearest neighbor algorithms for high dimensional data. *Pattern Analysis and Machine Intelligence, IEEE Transactions on*, 36, 2014. 1, 2, 8
- [28] Tomohiro Warashina, Kazuo Aoyama, Hiroshi Sawada, and Takashi Hattori. Efficient k-nearest neighbor graph construction using mapreduce for large-scale data sets. *IEICE Transactions*, 97-D:3142–3154, 2014. 1, 2
- [29] Roger Weber, Hans-Jörg Schek, and Stephen Blott. A quantitative analysis and performance study for similarity-search methods in high-dimensional spaces. In *VLDB*, 1998. 1

- [30] Patrick Wieschollek, Oliver Wang, Alexander Sorkine-Hornung, and Hendrik Lensch. Efficient large-scale approximate nearest neighbor search on the gpu. In *Proceedings of the IEEE Conference on Computer Vision and Pattern Recognition (CVPR)*, pages 2027–2035, 2016. [1](#), [2](#), [8](#)
- [31] Jialiang Zhang, Soroosh Khoram, and Jing Li. Efficient large-scale approximate nearest neighbor search on opencl fpga. In *Proceedings of the IEEE Conference on Computer Vision and Pattern Recognition (CVPR)*, pages 4924–4932, 2018. [1](#), [8](#)