

Enriching Existing Conversational Emotion Datasets with Dialogue Acts using Neural Annotators

Chandrakant Bothe, Cornelius Weber, Sven Magg, and Stefan Wermter

Knowledge Technology, Department of Informatics, University of Hamburg,

Vogt-Koelln-Str. 30, 22527 Hamburg, Germany

www.informatik.uni-hamburg.de/WTM/

{bothe,weber,magg,wermter}@informatik.uni-hamburg.de

Abstract

The recognition of emotion and dialogue acts enrich conversational analysis and help to build natural dialogue systems. Emotion makes us understand feelings and dialogue acts reflect the intentions and performative functions in the utterances. However, most of the textual and multi-modal conversational emotion datasets contain only emotion labels but not dialogue acts. To address this problem, we propose to use a pool of various recurrent neural models trained on a dialogue act corpus, with or without context. These neural models annotate the emotion corpus with dialogue act labels and an ensemble annotator extracts the final dialogue act label. We annotated two popular multi-modal emotion datasets: IEMOCAP and MELD. We analysed the co-occurrence of emotion and dialogue act labels and discovered specific relations. For example, *Accept/Agree* dialogue acts often occur with the *Joy* emotion, *Apology* with *Sadness*, and *Thanking* with *Joy*. We make the Emotional Dialogue Act (EDA) corpus publicly available to the research community for further study and analysis.

Keywords: Emotional Dialogue Act Corpus, Conversational Analysis, Automated Neural Ensemble Annotation and Evaluation

1. Introduction

With the growing demand for human-computer/robot interaction systems, detecting the emotional state of the user can heavily benefit a conversational agent to respond at an appropriate emotional level. Emotion recognition in conversations has proven important for potential applications such as response recommendation or generation, emotion-based text-to-speech, personalisation, etc. Human emotional states can be expressed verbally and non-verbally (Ekman et al., 1987; Osgood et al., 1975), however, while building an interactive dialogue system, the interface needs dialogue acts. A typical dialogue system consists of a language understanding module which requires to determine the meaning of and intention in the human input utterances (Berg, 2015; Ultes et al., 2017). Also, in discourse or conversational analysis, dialogue acts are the main linguistic features to consider (Bothe et al., 2018a). A dialogue act provides an intention and performative function in an utterance of the dialogue. For example, it can infer a user’s intention by distinguishing *Question*, *Answer*, *Request*, *Agree/Reject*, etc. and performative functions such as *Acknowledgement*, *Conversational-opening or -closing*, *Thanking*, etc. The dialogue act information together with emotional states can be very useful for a spoken dialogue system to produce natural interaction (Ihasz and Kryssanov, 2018).

The research in emotion recognition is growing very rapidly and many datasets are available, such as text-based, speech- or vision-level, and multimodal emotion data. Emotion expression recognition is a challenging task and hence multimodality is crucial (Ekman et al., 1987). However, few conversational multi-modal emotion recognition datasets are available, for example, IEMOCAP (Busso et al., 2008), SEMAINE (McKeown et al., 2012), MELD (Poria et al., 2019). They are multi-modal dyadic conversational datasets containing audio-visual and conversational transcripts. Every utterance in these datasets is labeled with

an emotion label.

In this work, we apply an automated neural ensemble annotation process for dialogue act labeling. Several neural models are trained with the Switchboard Dialogue Act (SwDA) Corpus (Godfrey et al., 1992; Jurafsky et al., 1997) and used for inferring dialogue acts on the emotion datasets. We ensemble five model output labels by checking majority occurrences (most of the model labels are the same) and ranking confidence values of the models. We have annotated two potential multi-modal conversation datasets for emotion recognition: IEMOCAP (Interactive Emotional dyadic MOTion CAPture database) (Busso et al., 2008) and MELD (Multimodal EmotionLines Dataset) (Poria et al., 2019). Figure 1, shows an example of dialogue acts with emotion and sentiment labels from the MELD dataset. We confirmed the reliability of annotations with inter-annotator metrics. We analysed the co-occurrences of the dialogue act and emotion labels and discovered a key relationship between them; certain dialogue acts of the utterances show significant and useful association with respective emotional states. For example, *Accept/Agree* dialogue act often occurs with the *Joy* emotion while *Reject* with *Anger*, *Acknowledgements* with *Surprise*, *Thanking* with *Joy*, and *Apology* with *Sadness*, etc. The detailed analysis of the emotional dialogue acts (EDAs) and annotated datasets are being made available at the SECURE EU Project website¹.

2. Annotation of Emotional Dialogue Acts

2.1. Data for Conversational Emotion Analysis

There are two emotion taxonomies: (1) discrete emotion categories (DEC) and (2) fined-grained dimensional basis of emotion states (DBE). The DEC are Joy, Sadness, Fear, Surprise, Disgust, Anger and Neutral; identified by Ekman et al. (1987). The DBE of the emo-

¹<https://secure-robots.eu/fellows/bothe/EDAs/>, IEMOCAP is available only with speaker IDs, for full data visit <https://sail.usc.edu/iemocap/>

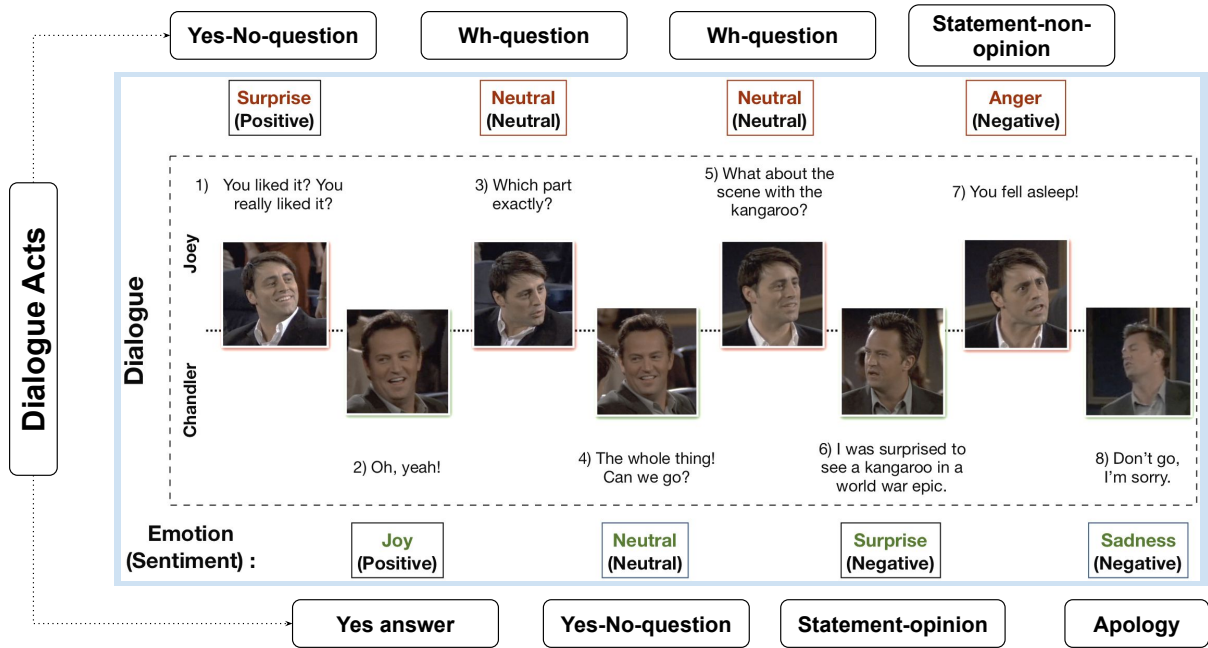


Figure 1: Emotional Dialogue Acts: Example of a dialogue from MELD representing emotions and sentiment (rectangular boxes), in our work, we add dialogue acts (rounded boxes). Image source Poria et al. (2019).

tion is usually elicited from two or three dimensions (Os-good et al., 1975; Russell and Mehrabian, 1977; Cowie and Cornelius, 2003). A two-dimensional model is commonly used with Valence and Arousal (also called activation), and in the three-dimensional model, the third dimension is Dominance. IEMOCAP is annotated with all DECs and two additional emotion classes, Frustration and Excited. IEMOCAP is also annotated with three DBE, that includes Valence, Arousal and Dominance (Busso et al., 2008). MELD (Poria et al., 2019), which is an evolved version of the Emotionlines dataset developed by (Chen et al., 2018), is annotated with exactly 7 DECs and sentiments (positive, negative and neutral).

2.2. Dialogue Act Tagset and SwDA Corpus

There have been many taxonomies for dialogue acts: speech acts (Austin, 1962) refer to the utterance, not only to present information but to the action at is performed. Speech acts were later modified into five classes (Assertive, Directive, Commissive, Expressive, Declarative) (Searle, 1979). There are many such standard taxonomies and schemes to annotate conversational data, and most of them follow the discourse compositionality. These schemes have proven their importance for discourse or conversational analysis (Skantze, 2007). During the increased development of dialogue systems and discourse analysis, the standard taxonomy was introduced in recent decades, called Dialogue Act Markup in Several Layers (DAMSL) tag set. According to DAMSL, each DA has a forward-looking function (such as Statement, Info-request, Thanking) and a backwards-looking function (such as Accept, Reject, Answer) (Allen and Core, 1997).

The DAMSL annotation includes not only the utterance-level but also segmented-utterance labelling. However, in

the emotion datasets, the utterances are not segmented, as we can see in Figure 1 first or fourth utterances are not segmented as two separate. The fourth utterance, it could be segmented to have two dialogue act labels, for example, a statement (*sd*) and a question (*qw*). That provides very fine-grained DA classes and follows the concept of discourse compositionality. DAMSL distinguishes wh-question (*qw*), yes-no question (*qy*), open-ended (*qo*), and or-question (*qr*) classes, not just because these questions are syntactically distinct, but also because they have different forward functions (Jurafsky, 1997). For example, *yes-no question* is more likely to get a “yes” answer than a wh-question (*qw*). This also gives an intuition that the answers follow the syntactic formulation of question, providing a context. For example, *qy* is used for a question that, from a discourse perspective, expects a Yes (*ny*) or No (*nn*) answer. We have investigated the annotation method and trained our neural models with the Switchboard Dialogue Act (SwDA) Corpus (Godfrey et al., 1992; Jurafsky et al., 1997). SwDA Corpus is annotated with the DAMSL tag set and it is been used for reporting and bench-marking state-of-the-art results in dialogue act recognition tasks (Stolcke et al., 2000; Kalchbrenner et al., 2016; Bothe et al., 2018c) which makes it ideal for our use case. The Switchboard DAMSL Coders Manual² can be followed for knowing more about the dialogue act labels.

2.3. Neural Model Annotators

We adopted the neural architectures based on Bothe et al. (2018b) where two variants are: non-context model (classifying at utterance level) and context model (recognizing the

²<https://web.stanford.edu/~jurafsky/ws97/manual.august1.html>

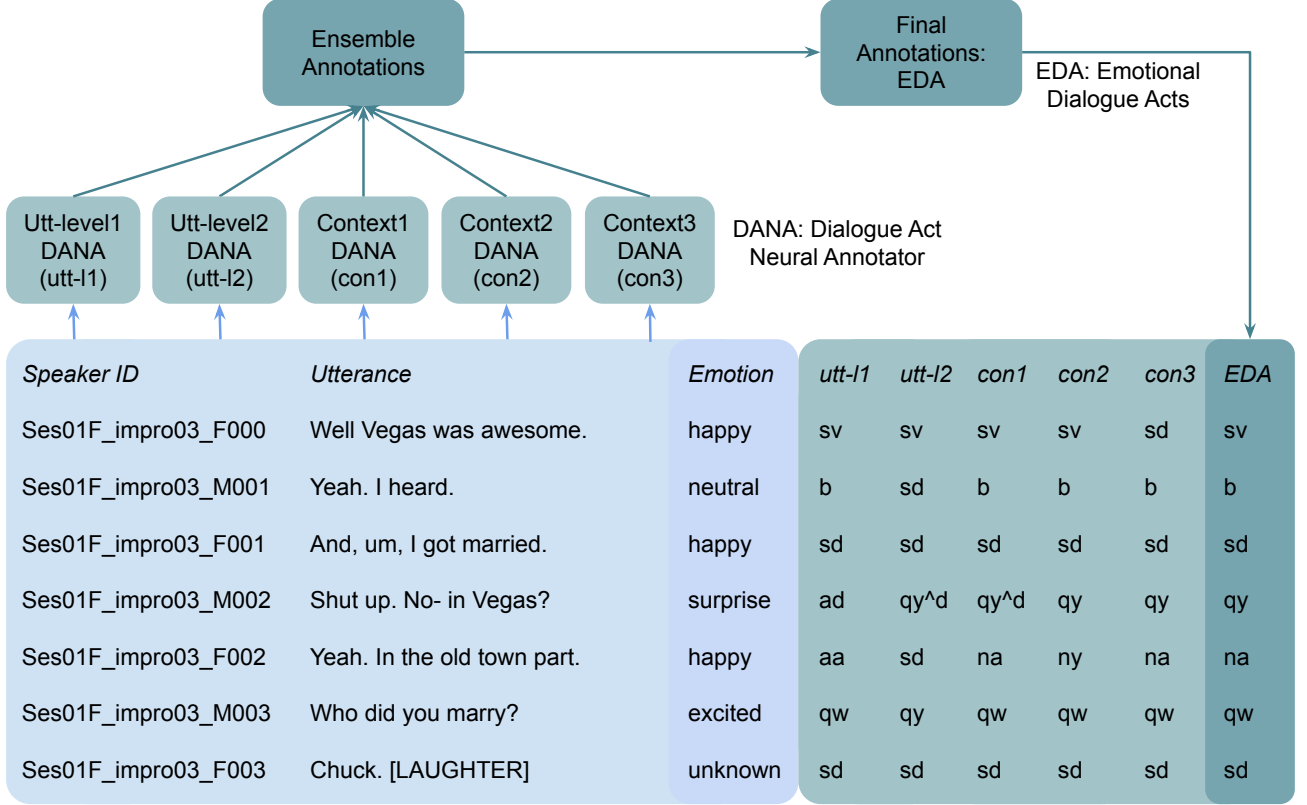


Figure 2: Setting of the annotation process of the EDAs, above example utterances (with speaker identity) and emotion labels are from IEMOCAP database.

dialogue act of the current utterance given a few preceding utterances). From conversational analysis using dialogue acts in Bothe et al. (2018a), we learned that the preceding two utterances contribute significantly to recognizing the dialogue act of the current utterance. Hence, we adapt this setting for the context model and create a pool of annotators using recurrent neural networks (RNNs). RNNs can model the contextual information in the sequence of words of an utterance and in the sequence of utterances of a dialogue. Each word in an utterance is represented with a word embedding vector of dimension 1024. We use the word embedding vectors from pre-trained ELMo (Embeddings from Language Models) embeddings³ (Peters et al., 2018). We have a pool of five neural annotators as shown in Figure 2. Our online tool called Discourse-Wizard⁴ is available to practice automated dialogue act labeling. In this tool we use the same neural architectures but model-trained embeddings (while, in this work we use pre-trained ELMo embeddings, as they are better performant but computationally and size-wise expensive to be hosted in the online tool). The annotators are:

Utt-level 1 Dialogue Act Neural Annotator (DANA) is an utterance-level classifier that uses word embeddings (w) as an input to an RNN layer, attention mechanism and computes the probability of dialogue acts (da) using the *softmax* function (see in Figure 3, dotted line utt-l1). This model

achieved 75.13% accuracy on the SwDA corpus test set.

Context 1 DANA is a context model that uses 2 preceding utterances while recognizing the dialogue act of the current utterance (see context model with con1 line in Figure 3). It uses a hierarchical RNN with the first RNN layer to encode the utterance from word embeddings (w) and the second RNN layer is provided with three utterances (u) (current and two preceding) composed from the first layer followed by the attention mechanism (a), where $\sum_{n=0}^n a_{t-n} = 1$. Finally, the *softmax* function is used to compute the probability distribution. This model achieved 77.55% accuracy on the SwDA corpus test set.

Utt-level 2 DANA is another utterance-level classifier which takes an average of the word embeddings in the input utterance and uses a feedforward neural network hidden layer (see utt-l2 line in Figure 3, where *mean* passed to *softmax* directly). Similar to the previous model, it computes the probability of dialogue acts using the *softmax* function. This model achieved 72.59% accuracy on the test set of the SwDA corpus.

Context 2 DANA is another context model that uses three utterances similar to the Context 1 DANA model, but the utterances are composed as the mean of the word embeddings over each utterance, similar to the Utt-level 2 model (*mean* passed to context model in Figure 3 with con2 line). Hence, the Context 2 DANA model is composed of one RNN layer with three input vectors, finally topped with the *softmax* function for computing the probability distribution of the dialogue acts. This model achieved 75.97% accuracy

³<https://allennlp.org/elmo>

⁴<https://secure-robots.eu/fellows/bothe/discourse-wizard-demo/>

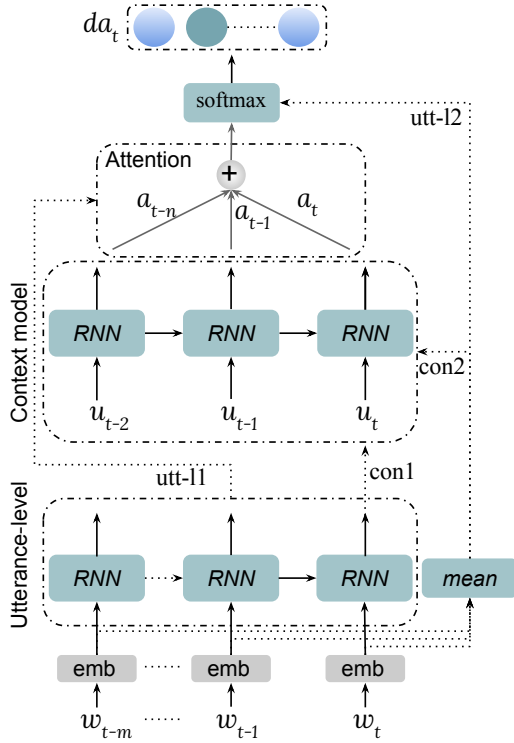


Figure 3: Recurrent neural attention architecture with the utterance-level and context-based models.

Stats	AM	CM	BM	NM
IEMOCAP	43.73	46.66	3.01	6.60
MELD	37.07	47.20	4.58	11.15

Table 1: Annotations Statistics of EDAs - AM: All Absolute Match (in %), CM: Context-based Models Absolute Match (in %, matched all context models or at least two context models matched with one non-context model), BM: Based-on Confidence Ranking, and NM: No Match (in %) (these labeled as ‘xx’: determined in EDAs).

on the test set of the SwDA corpus.

Context 3 DANA is a context model that uses three utterances similar to the previous models, but the utterance representations combine both features from the Context 1 and Context 2 models (con1 and con2 together in Figure 3). Hence, the Context 3 DANA model combines features of almost all the previous four models to provide the recognition of the dialogue acts. This model achieves 75.91% accuracy on the SwDA corpus test set.

2.4. Ensemble of Neural Annotators

First preference is given to the labels that are perfectly matching in all the neural annotators. In Table 1, we can see that both datasets have about 40% of exactly matching labels over all models (AM). Then priority is given to the context-based models to check if the label in all context models is matching perfectly. In case two out of three context models are correct, then it is being checked if that label is also produced by at least one of the non-context models. Then, we allow labels to rely on these at least two context

DA	Dialogue Act	IEMO	MELD
sd	Statement-non-opinion	43.97	41.63
sv	Statement-opinion	19.93	09.34
qy	Yes-No-Question	10.3	12.39
qw	Wh-Question	7.26	6.08
b	Acknowledge (Backchannel)	2.89	2.35
ad	Action-directive	1.39	2.31
fc	Conventional-closing	1.37	3.76
ba	Appreciation or Assessment	1.21	3.72
aa	Agree or Accept	0.97	0.50
nn	No-Answer	0.78	0.80
ny	Yes-Answer	0.75	0.88
br	Signal-non-understanding	0.47	1.13
^q	Quotation	0.37	0.81
na	Affirmative non-yes answers	0.25	0.34
qh	Rhetorical-Question	0.23	0.12
bh	Rhetorical Backchannel	0.16	0.30
h	Hedge	0.15	0.02
qo	Open-question	0.14	0.10
ft	Thanking	0.13	0.23
qy^d	Declarative Yes-No-Question	0.13	0.29
bf	Reformulate	0.12	0.19
fp	Conventional-opening	0.12	1.19
fa	Apology	0.07	0.04
fo	Other Forward Function	0.02	0.05
Total		10039	13708

Table 2: Number of utterances per DA in respective datasets. All values are in percentages (%) of the total number of utterances. IEMO is for IEMOCAP.

models. As a result, about 47% of the labels are taken based on the context models (CM). When we see that none of the context models is producing the same results, then we rank the labels with their respective confidence values produced as a probability distribution using the *softmax* function. The labels are sorted in descending order according to confidence values. Then we check if the first three (case when one context model and both non-context models produce the same label) or at least two labels are matching, then we allow to pick that one. There are about 3% in IEMOCAP and 5% in MELD (BM).

Finally, when none the above conditions are fulfilled, we leave out the label with an unknown category. This unknown category of the dialogue act is labeled with ‘xx’ in the final annotations, and they are about 7% in IEMOCAP and 11% in MELD (NM). The statistics⁵ of the EDAs is reported in Table 2 for both datasets. Total utterances in MELD includes training, validation and test datasets⁶.

2.5. Reliability of Neural Annotators

The pool of neural annotators provides a fair range of annotations, and we checked the reliability with the following metrics (McHugh, 2012). Krippendorff’s Alpha (α) is a reliability coefficient developed to measure the agreement

⁵We are working on improving the annotation, hence the updated statistics will be available at the link given on the first page where datasets are available.

⁶<https://affective-meld.github.io/>

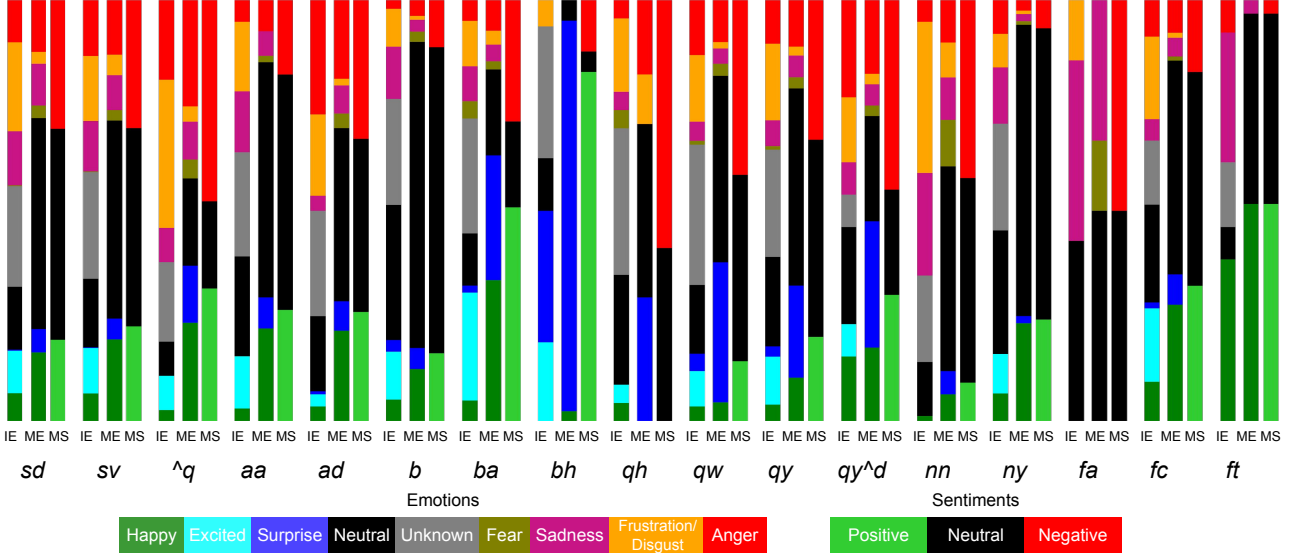


Figure 4: EDAs: Visualizing co-occurrence of utterances with respect to emotion states in the particular dialogue acts (only major and significant are shown here). IE: IEMOCAP, ME: MELD Emotion and MS: MELD Sentiment.

among observers, annotators, and raters, and is often used in emotion annotation (Wood et al., 2018). We apply it on the five neural annotators at the nominal level of measurement of dialogue act categories. α is computed as follows:

$$\alpha = 1 - \frac{D_o}{D_e} \quad (1)$$

where D_o is the observed disagreement and D_e is the disagreement that is expected by chance. $\alpha = 1$ means all annotators produce the same label, while $\alpha = 0$ would mean none agreed on any label. As we can see in Table 3, both datasets IEMOCAP and MELD produce significant inter-neural annotator agreement, 0.553 and 0.494, respectively. A very popular inter-annotator metric is Fleiss’ Kappa score, also reported in Table 3, which determines consistency in the ratings. The kappa k can be defined as,

$$k = \frac{\bar{P} - \bar{P}_e}{1 - \bar{P}_e} \quad (2)$$

where the denominator $1 - \bar{P}_e$ elicits the degree of agreement that is attainable above chance, and the numerator $\bar{P} - \bar{P}_e$ provides the degree of the agreement actually achieved above chance. Hence, $k = 1$ if the raters agree completely, and $k = 0$ when none reach any agreement. We got 0.556 and 0.502 for IEMOCAP and MELD respectively with our five neural annotators. This indicated that the annotators are labeling the dialogue acts reliably and consistently. We also report the Spearman’s correlation between context-based models (Context1 and Context2), and it shows a strong correlation between them (Table 3). While using the labels we checked the absolute match between all context-based models and hence their strong correlation indicates their robustness.

3. EDAs Analysis

We can see emotional dialogue act co-occurrences with respect to emotion labels in Figure 4 for both datasets. There

Metrics	α	k	SCC
IEMOCAP	0.553	0.556	0.636
MELD	0.494	0.502	0.585

Table 3: Annotations Metrics of EDAs - α : Krippendorff’s Alpha coefficient, k : Fleiss’ Kappa score, and SCCM: Spearman Correlation between Context-based Models.

are sets of three bars per dialogue act in the figure, the first and second bar represent emotion labels of IEMOCAP (IE) and MELD (ME), and the third bar is for MELD sentiment (MS) labels. MELD emotion and sentiment statistics are interesting as they are strongly correlated to each other. The bars contain the normalized number of utterances for emotion labels with respect to the total number of utterances for that particular dialogue act category. The statements without-opinion (*sd*) and with-opinion (*sv*) contain utterances with almost all emotions. Many neutral utterances are spanning over all the dialogue acts.

Quotation (*^q*) dialogue acts, on the other hand, are mostly used with ‘Anger’ and ‘Frustration’ (in case of IEMOCAP), however, some utterances with ‘Joy’ or ‘Sadness’ as well (see examples in Table 4). Action Directive (*ad*) dialogue act utterances, which are usually orders, frequently occur with ‘Anger’ or ‘Frustration’ although many with ‘Happy’ emotion in case of the MELD dataset. Acknowledgements (*b*) are mostly with positive or neutral, however, Appreciation (*ba*) and Rhetorical (*bh*) backchannels often occur with a greater number in ‘Surprise’, ‘Joy’ and/or with ‘Excited’ (in case of IEMOCAP). Questions (*qh*, *qw*, *qy* and *qy^d*) are mostly asked with emotions ‘Surprise’, ‘Excited’, ‘Frustration’ or ‘Disgust’ (in case of MELD) and many are neutral. No-answers (*nn*) are mostly ‘Sad’ or ‘Frustrated’ as compared to yes-answers (*ny*). Forward-functions such as Apology (*fa*) are mostly with ‘Sadness’ whereas Thanking (*ft*) and Conventional-closing or -opening (*fc* or *fp*) are usu-

EDAs	Utterances	Emotion	Sentiment
Quotation (^q)	Not after this!	anger	negative
	Ross, I am a human doodle!!	anger	negative
	No, you can't let this stop you from getting massages!	sadness	negative
	Oh hey! You got my parent's gift!	joy	positive
Action-Directive (ad)	And stop using my name!	anger	negative
	Oh, let's not tell this story.	sadness	negative
	Check it out, he's winning!	surprise	positive
	Yep! Grab a plate.	joy	positive
Acknowledgement/Backchannel (b)	Oh yeah, sure.	neutral	neutral
Appreciation Backchannel (ba)	Great.	joy	positive
Rhetorical Backchannel (bh)	Oh really?!	surprise	positive
Rhetorical Question (qh)	Oh, why is it unfair?	surprise	negative
Wh-Question (qw)	What are you doing?	surprise	negative
	How are you?	neutral	neutral
Yes-No Question (qy)	Did you just make that up?	surprise	positive
Declarative Yes-No Question (qy^d)	Can't you figure that out based on my date of birth?	anger	negative
No-Answer (nn)	No!	disgust	negative
Yes-Answer (ny)	Yeah!	joy	positive
Determined EDAs (xx)			
1. (P-DA b) b, b, ba, fc, b	Yeah, sure!	neutral	neutral
2. (P-DA sd) sv, aa, bf, sv, nn	No way!	surprise	negative
3. (P-DA qy) aa, aa, ng, ny, nn	Um-mm, yeah right!	surprise	negative
4. (P-DA qy) aa, ar, ^q, ^h, nn	Oh no-no-no, give me some specifics.	anger	negative
5. (P-DA fc) fc, sd, fc, sd, fp	I'm so sorry!	sadness	negative

Table 4: Examples of EDAs with annotation from the MELD dataset. Emotion and sentiment labels are given in the dataset, while EDAs are determined by our ensemble of models. P-DA: previous utterance dialogue act.

ally with ‘Joy’ or ‘Excited’.

We also noticed that both datasets exhibit a similar relation between dialogue act and emotion. It is important to notice that the dialogue act annotation is based on the given transcripts, however, the emotional expressions are better perceived with audio or video (Busso et al., 2008). We report some examples where we mark the utterances with an determined label (xx) in the last row of Table 4. They are skipped from the final annotation because of not fulfilling the conditions explained in Section 2.4. It is also interesting to see the previous utterance dialogue acts (P-DA) of those skipped utterances, and the sequence of the labels can be followed from Figure 2 (utt-l1, utt-l2, con1, con2, con3).

In the first example, the previous utterance was *b*, and three DANA models produced labels of the current utterance as *b*, but it is skipped because the confidence values were not sufficient to bring it as a final label. The second utterance can be challenging even for humans to perceive with any of the dialogue acts. However, the third and fourth utterances are followed by a yes-no question (*qy*), and hence, we can see in the third example, that context models tried their best to at least perceive it as an answer (*ng*, *ny*, *nn*). The last utterance, “I’m so sorry!”, has been completely disagreed by all the five annotators. Similar apology phrases are mostly found with ‘Sadness’ emotion label’s, and the correct dialogue act is Apology (*fa*). However, they are placed either in the *sd* or in *ba* dialogue act category. We believe that with human annotator’s help those labels of the utterances can be corrected with very limited efforts.

4. Conclusion and Future Work

In this work, we presented a method to extend conversational multi-modal emotion datasets with dialogue act labels. We successfully show this on two well-established emotion datasets: IEMOCAP and MELD, which we labeled with dialogue acts and made publicly available for further study and research. As a first insight, we found that many of the dialogue acts and emotion labels follow certain relations. These relations can be useful to learn about the emotional behaviours with dialogue acts to build a natural dialogue system and for deeper conversational analysis. The conversational agent might benefit in generating an appropriate response when considering both emotional states and dialogue acts in the utterances.

In future work, we foresee the human in the loop for the annotation process along with a pool of automated neural annotators. Robust annotations can be achieved with very little human effort and supervision, for example, observing and correcting the final labels produced by ensemble output labels from the neural annotators. The human-annotator might also help to achieve segmented-utterance labelling of the dialogue acts. We also plan to use these datasets for conversational analysis to infer interactive behaviours of the emotional states with respect to dialogue acts. In our recent work, where we used dialogue acts to build a dialogue system for a social robot, we find this study and dataset very helpful. For example, we can extend our robotic conversational system to consider emotion as an added linguistic feature to produce natural interaction.

5. Acknowledgements

We would like to acknowledge funding from the European Union’s Horizon 2020 research and innovation programme under the Marie Skłodowska Curie grant agreement No 642667 (SECURE).

6. Bibliographical References

- Allen, J. and Core, M. (1997). Draft of DAMSL: Dialogue Act Markup in Several Layers. *Carnegie Mellon University*.
- Austin, J. L. (1962). *How to Do Things with Words*. Oxford University Press.
- Berg, M. M. (2015). NADIA: A Simplified Approach Towards the Development of Natural Dialogue Systems. In *International Conference on Applications of Natural Language to Information Systems*, pages 144–150. Springer.
- Bothe, C., Magg, S., Weber, C., and Wermter, S. (2018a). Conversational Analysis using Utterance-level Attention-based Bidirectional Recurrent Neural Networks. In *Proceedings of the International Conference INTERSPEECH 2018*, pages 996–1000.
- Bothe, C., Magg, S., Weber, C., and Wermter, S. (2018b). Discourse-Wizard: Discovering Deep Discourse Structure in your Conversation with RNNs. preprint *arXiv:1806.11420*.
- Bothe, C., Weber, C., Magg, S., and Wermter, S. (2018c). A Context-based Approach for Dialogue Act Recognition using Simple Recurrent Neural Networks. In *Proceedings of the Eleventh International Conference on Language Resources and Evaluation (LREC 2018)*, pages 1952–1957.
- Busso, C., Bulut, M., Lee, C.-C., Kazemzadeh, A., Mower, E., Kim, S., Chang, J. N., Lee, S., and Narayanan, S. S. (2008). IEMOCAP: Interactive emotional dyadic motion capture database. *Language Resources and Evaluation*, 42(4):335–359.
- Chen, S.-Y., Hsu, C.-C., Kuo, C.-C., Huang, T.-H., and Ku, L.-W. (2018). EmotionLines: An Emotion Corpus of Multi-Party Conversations. In *Proceedings of the Eleventh International Conference on Language Resources and Evaluation (LREC 2018)*, pages 1597–1601.
- Cowie, R. and Cornelius, R. R. (2003). Describing the Emotional States That Are Expressed in Speech. *Speech Communication*, 40(1-2):5–32.
- Ekman, P., Friesen, W. V., O’sullivan, M., Chan, A., Diacoyanni-Tarlatzis, I., Heider, K., Krause, R., LeCompte, W. A., Pitcairn, T., Ricci-Bitti, P. E., et al. (1987). Universals and Cultural Differences in the Judgments of Facial Expressions of Emotion. *Journal of Personality and Social Psychology*, 53(4):712–717.
- Godfrey, J. J., Holliman, E. C., and McDaniel, J. (1992). SWITCHBOARD: Telephone speech corpus for research and development. In *Proceedings of the IEEE International Conference on Acoustics, Speech and Signal Processing*, volume 1, pages 517–520.
- Ihasz, P. L. and Kryssanov, V. (2018). Emotions and Intentions Mediated with Dialogue Acts. In *Proceedings of the 5th International Conference on Business and Industrial Research (ICBIR)*, pages 125–130. IEEE.
- Jurafsky, D., Shriberg, E., and Biasca, D. (1997). Switchboard Dialog Act Corpus. Technical report, International Computer Science Inst. Berkeley CA.
- Jurafsky, D. (1997). Switchboard SWBD-DAMSL Shallow-Discourse-Function Annotation Coders Manual, draft 13. *Technical Report 97-01, University of Colorado Institute of Cognitive Science*, pages 225–233.
- Kalchbrenner, N., Espeholt, L., Simonyan, K., Oord, A. v. d., Graves, A., and Kavukcuoglu, K. (2016). Neural Machine Translation in Linear Time. *arXiv:1610.10099*.
- McHugh, M. L. (2012). Interrater reliability: the kappa statistic. *Biochemia Medica*, 22(3):276–282.
- McKeown, G., Valstar, M., Cowie, R., Pantic, M., and Schroder, M. (2012). The SEMAINE Database: Annotated Multimodal Records of Emotionally Colored Conversations between a Person and a Limited Agent. *IEEE Transactions on Affective Computing*, 3(1):5–17.
- Osgood, C. E., May, W. H., Miron, M. S., and Miron, M. S. (1975). *Cross-cultural Universals of Affective Meaning*, volume 1. University of Illinois Press.
- Peters, M. E., Neumann, M., Iyyer, M., Gardner, M., Clark, C., Lee, K., and Zettlemoyer, L. (2018). Deep Contextualized Word Representations. *North American Chapter of the Association for Computational Linguistics (NAACL 2018)*, pages 2227–2237.
- Poria, S., Hazarika, D., Majumder, N., Naik, G., Cambria, E., and Mihalcea, R. (2019). MELD: A Multimodal Multi-Party Dataset for Emotion Recognition in Conversations. In *Proceedings of the 57th Annual Meeting of the Association for Computational Linguistics*, pages 527–536. Association for Computational Linguistics.
- Russell, J. A. and Mehrabian, A. (1977). Evidence for a Three-Factor Theory of Emotions. *Journal of Research in Personality*, 11(3):273–294.
- Searle, J. R. (1979). *Expression and Meaning: Studies in the Theory of Speech Acts*. Cambridge University Press.
- Skantze, G. (2007). Error Handling in Spoken Dialogue Systems-Managing Uncertainty, Grounding and Miscommunication: Chapter 2, Spoken Dialogue Systems. *KTH Computer Science and Communication*.
- Stolcke, A., Ries, K., Coccaro, N., Shriberg, E., Bates, R., Jurafsky, D., Taylor, P., Martin, R., Van Ess-Dykema, C., and Meteor, M. (2000). Dialogue Act Modeling for Automatic Tagging and Recognition of Conversational Speech. *Computational Linguistics*, 26(3):339–373.
- Ulfes, S., Rojas Barahona, L. M., Su, P.-H., Vandyke, D., Kim, D., Casanueva, I., Budzianowski, P., Mrkšić, N., Wen, T.-H., Gasic, M., and Young, S. (2017). PyDial: A Multi-domain Statistical Dialogue System Toolkit. In *Proceedings of the ACL 2017, System Demonstrations*, pages 73–78. Association for Computational Linguistics.
- Wood, I., McCrae, J. P., Andryushchkin, V., and Buitelaar, P. (2018). A Comparison Of Emotion Annotation Schemes And A New Annotated Data Set. In *Proceedings of the Eleventh International Conference on Language Resources and Evaluation (LREC 2018)*, pages 1197–1202.